

# SM Motorenteile



# VM17



**SM Motorenteile GmbH**

**Alleenstr. 70 · 71679 Asperg**

**Germany**

**phone +49 7141 2047-0 · fax +49 7141 2047-16**

**[info@sm-original-germany.com](mailto:info@sm-original-germany.com)**

**[www.sm-original-germany.com](http://www.sm-original-germany.com)**

**VENTILE / VENTILFÜHRUNGEN / VENTILKEGELSTÜCKE / SITZRINGE /  
SCHAFTABDICHTUNGEN / VENTILSTÖSSEL / NOCKENWELLEN /  
ZYLINDERKÖPFE / KOPFDICHTUNGEN**

**VALVES / VALVE GUIDES / VALVE COLLETS / SEAT INSERTS  
VALVE STEM SEALS / VALVE TAPPETS / CAMSHAFTS /  
CYLINDER HEADS / CYLINDER HEAD GASKETS**

**SOUPAPES / GUIDES DE SOUPAPE / CLAVETTES DE SOUPAPE  
SIÈGES DE SOUPAPE / JOINTS DE QUEUE DE SOUPAPE /  
POUSSOIRS DE SOUPAPE / ARBRE À CAMES / CULASSES /  
JOINTS DE CULASSE**

**VÁLVULAS / GUÍAS DE VÁLVULAS / CHAVETAS DE VÁLVULAS /  
INSERTOS DE ASIENTOS DE VÁLVULAS / RETÉN DE VÁLVULAS /  
EMPUJADOR DE VÁLVULAS / JUEGOS DE ÁRBOLES DE LEVAS /  
CULATA DE CILINDRO / JUEGOS DE CULATA DE CLINIDRO**

**КЛАПАНЫ / НАПРАВЛЯЮЩИЕ ВТУЛКИ КЛАПАНОВ / СУХАРИ  
КЛАПАНОВ / КОЛЬЦА СЕДЕЛ КЛАПАНОВ / МАСЛОСЪЕМНЫЕ  
КОЛПАЧКИ / ТОЛКАТЕЛИ КЛАПАНОВ / РАСПРЕДЕЛИТЕЛЬНЫЕ  
ВАЛЫ / ГОЛОВКИ БЛОКА ЦИЛИНДРОВ / ПРОКЛАДКИ ГБЦ**

**الصمامات|دليل الصمامات| طوق الصمامات| مقاعد الصمامات| موانع جذع الصمامات| تكايات الصمامات|  
عامود الحدبات| رؤوس المكينة| حشية رؤوس المكينة**

## Inhaltsverzeichnis

	Seite
Anleitung zum Katalog .....	IV
Wichtiger Hinweis .....	VII
Herstellerverzeichnis .....	1
Vergleichsnummern Liste .....	1719

## Table of contents

	Page
How to use the catalogue .....	VIII
Important notice .....	XI
List of Manufacturers .....	1
Cross reference list .....	1719

## Table des matières

	Page
Mode d'emploi du catalogue .....	XII
Note importante .....	XV
Index par noms de constructeurs .....	1
Liste d'équivalences .....	1719

## Índice

	Página
Empleo del catálogo .....	XVI
Nota importante .....	XIX
Índice por fabricante .....	1
Cruce de referencias .....	1719

## Содержание

	Страница
Указания по пользованию каталогом .....	XX
Важная информация .....	XXIII
Содержание по производителям .....	1
Оригинальные и ссылочные номера .....	1719


صفحة









محتويات








XXVII .....	ارشادات حول استخدام الكatalog
XXIV .....	ملاحظات مهمة
1 .....	فهرس المحتويات حسب الشركات المصنع
1719 .....	قوائم المقارنة
















# Anleitung zum Katalog


**AUDI**

							
QUATTRO (85) 2.1 Turbo	GV	07.80 - 07.87	2144	B	147 kW	104	60
QUATTRO (85) 2.1 Turbo	WR	07.80 - 07.87	2144	B	147 kW	105	63
QUATTRO (85) 2.2 20V Turbo	RR	08.89 - 07.91	2226	B	162 kW	118	131
R8 (422, 423) 4.2 FSI quattro	BYH	04.07 - 12.14	4163	B	309 kW	130	204
R8 (422, 423) 4.2 FSI quattro	CNDA	07.10 - 07.15	4163	B	316 kW	131	212
R8 (422, 423) 5.2 FSI quattro	BUJ	04.09 - 07.15	5204	B	386 kW	130	202
R8 (422, 423) 5.2 FSI quattro	CMPA	11.10 - 07.15	5204	B	412 kW	130	201

- |   |   |
|---|---|
| <p> PKW- Fahrzeugmodell</p> <p> Motor</p> <p><b>ccm</b> Hubraum</p> <p><b>kW</b> Leistung</p> <p> Positionnummer</p> | <p> NKW- Fahrzeugmodell</p> <p> Baujahr</p> <p> Kraftstoff</p> <p> Seitenzahl</p> |
|---|---|

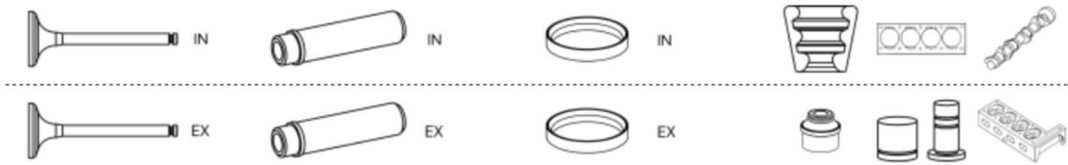

**DAF**

			<b>ccm</b>	<b>kW</b>							<b>ccm</b>	<b>kW</b>			
B13,0S	73,000	4	1289	42 kW	B	341	1	MX-13 303	130,000	6	12903	300 - 303 kW	D	343	19
BE 110 C	102,000	4	3920	110 kW	D	341	4	MX-13 315	130,000	6	12903	315 kW	D	343	19
BE 123 C	102,000	4	3920	123 kW	D	341	4	MX-13 340	130,000	6	12903	340 kW	D	343	19
CE 136 C	102,000	6	5880	136 kW	D	341	4	MX-13 355	130,000	6	12903	355 kW	D	343	19
CE 162 C	102,000	6	5880	162 kW	D	341	4	MX-13 375	130,000	6	12903	375 kW	D	343	19
CE 184 C	102,000	6	5880	184 kW	D	341	4	MX-13 390	130,000	6	12903	390 kW	D	343	19
DH 825	118,000	6	8250	115 - 121 kW	D	342	8	PE 228 C	118,000	6	9200	228 kW	D	342	12

- |  |  |
|--|--|
| <p> Motor</p> <p> Zylinderanzahl</p> <p><b>kW</b> Leistung</p> <p> Seitenzahl</p> | <p> Nenndurchmesser</p> <p><b>ccm</b> Hubraum</p> <p> Kraftstoff</p> <p> Positionnummer</p> |
|--|--|



# MERCEDES-BENZ



①	<b>87,000 mm</b>						<b>54</b>	②
③	OM 601.911, OM 601.912, OM 601.921,							
	<b>851045-4</b>	<b>881045-4</b>	<b>871017-6</b>	<b>R-8</b>	<b>901016-1</b>	<b>511002-1</b>		
	38,10 x 8,00 x 106,04 x 45°	14,02 x 8,00 x 39,50   IN	40,09 x 33,50 x 7,00 x 45°   IN	⑦	⑧	⑨		
	<b>861046-4</b>	<b>881046-4</b>	<b>871016-6</b>	<b>911002-8</b>	<b>971001-6</b>			
	35,10 x 9,00 x 106,50 x 45°	14,02 x 9,00 x 37,30   EX	36,09 x 30,60 x 6,00 x 30°   EX	Ø 9,00	Hydro			
	<b>861046A000-4</b>			<b>911004-8</b>				
	35,10 x 9,00 x 106,50 x 45°			Ø 8,00				
	④	⑤	⑥	⑩	⑪	⑫		

① Nenndurchmesser (mm)

② Positionsnummer

③ Motor

④ 85... = **SM** Einlassventilnummer  
 86... = **SM** Auslassventilnummer

Abmessungen: Teller-Ø x Schaft-Ø x Länge (mm) x Sitzwinkel (°)

IN = Einlassventil  
 EX = Auslassventil

⑤ 88... = **SM** Ventilfehrungsnummer

Abmessungen: Außen-Ø x Innen-Ø x Länge (mm)

IN = Einlassventilführung  
 EX = Auslassventilführung

⑥ 87... = **SM** Ventilsitzringnummer

Abmessungen: Außen-Ø x Innen-Ø x Höhe (mm) x Sitzwinkel (°)

IN = Einlasssitzring  
 EX = Auslasssitzring

⑦ **K-X / R-X / M-X / L-X** = **SM** Kegelstücknummer

**K / R / L** Kegelstücke von 5 – 12 mm

**M** Kegelstücke von 6 – 8 mm



- ⑧ 90... = **SM** Zylinderkompfdichtungsnummer
- ⑨ 51... = **SM** Nockenwellennummer
- ⑩ 91... = **SM** Ventilschaftabdichtungsnummer
- ⑪ 97... = **SM** Ventilstößelnummer
- Hydro = Hydrostößel
- Roller = Rollenstößel
- = Mechanische Stößel
- ⑫ 48... = **SM** Zylinderkopfnummer

**Identifikation der VPE für alle Artikelgruppen**

- ...-1 = 1 Stück / VPE
- ...-2 = 2 Stück / VPE
- ...-3 = 3 Stück / VPE
- ...-4 = 4 Stück / VPE
- ...-5 = 5 Stück / VPE
- ...-6 = 6 Stück / VPE
- ...-8 = 8 Stück / VPE

## **Wichtiger Hinweis**

SM und das SM Logo sind eingetragene Warenzeichen von SM Motorenteile GmbH / Asperg / Deutschland.

Alle in diesem Katalog aufgeführten Angaben wurden mit größter Sorgfalt zusammengestellt und kontrolliert.


Wir haften nicht für die Folgen etwaiger Irrtümer, daraus entstehenden Folgeschäden und behalten uns technische Änderungen jederzeit vor.






Die im Katalog aufgeführten Original- und Vergleichsnummern dienen lediglich zu Vergleichszwecken und sagen über die Beschaffenheit, techn. Spezifikation etc. nichts aus.







Die im Katalog aufgeführten Teile werden nach unseren Verpackungseinheiten ausgeliefert. Die jeweiligen Verpackungseinheiten entnehmen Sie bitte aus unserer aktuellen Preisliste.


Aufträge werden grundsätzlich nur auf der Grundlage unserer „Allgemeinen Geschäftsbedingungen“ angenommen.











# How to use the catalogue


**AUDI**

			<b>ccm</b>		<b>kW</b>		<b>1</b> POS
QUATTRO (85) 2.1 Turbo	GV	07.80 - 07.87	2144	B	147 kW	104	60
QUATTRO (85) 2.1 Turbo	WR	07.80 - 07.87	2144	B	147 kW	105	63
QUATTRO (85) 2.2 20V Turbo	RR	06.89 - 07.91	2226	B	162 kW	118	131
R8 (422, 423) 4.2 FSI quattro	BYH	04.07 - 12.14	4163	B	309 kW	130	204
R8 (422, 423) 4.2 FSI quattro	CNDA	07.10 - 07.15	4163	B	316 kW	131	212
R8 (422, 423) 5.2 FSI quattro	BUJ	04.09 - 07.15	5204	B	386 kW	130	202
R8 (422, 423) 5.2 FSI quattro	CMPA	11.10 - 07.15	5204	B	412 kW	130	201

- |  |  |
|--|--|
| <p> Car model</p> <p> Engine</p> <p><b>ccm</b> Displacement</p> <p><b>kW</b> Performance</p> <p><b>1</b><br/>POS Item number</p> | <p> CV model</p> <p> Model year</p> <p> Type of fuel</p> <p> Page number</p> |
|--|--|

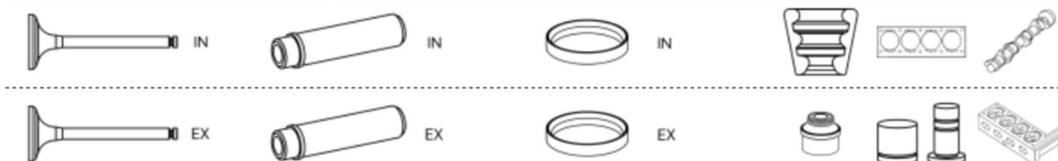

**DAF**

			<b>ccm</b>	<b>kW</b>			<b>1</b> POS				<b>ccm</b>	<b>kW</b>			<b>1</b> POS
B13,0S	73,000	4	1289	42 kW	B	341	1	MX-13 303	130,000	6	12903	300 - 303 kW	D	343	19
BE 110 C	102,000	4	3920	110 kW	D	341	4	MX-13 315	130,000	6	12903	315 kW	D	343	19
BE 123 C	102,000	4	3920	123 kW	D	341	4	MX-13 340	130,000	6	12903	340 kW	D	343	19
CE 136 C	102,000	6	5880	136 kW	D	341	4	MX-13 355	130,000	6	12903	355 kW	D	343	19
CE 162 C	102,000	6	5880	162 kW	D	341	4	MX-13 375	130,000	6	12903	375 kW	D	343	19
CE 184 C	102,000	6	5880	184 kW	D	341	4	MX-13 390	130,000	6	12903	390 kW	D	343	19
DH 825	118,000	6	8250	115 - 121 kW	D	342	8	PE 228 C	118,000	6	9200	228 kW	D	342	12

- |  |   |
|--|---|
| <p> Engine</p> <p> Number of cylinders</p> <p><b>kW</b> Performance</p> <p> Page number</p> | <p> Cylinder nominal diameter</p> <p><b>ccm</b> Displacement</p> <p> Type of fuel</p> <p><b>1</b><br/>POS Item number</p> |
|--|---|



# MERCEDES-BENZ



①	<b>87,000 mm</b>					<b>54</b>	②
③	OM 601.911, OM 601.912, OM 601.921,						
	<b>851045-4</b>	<b>881045-4</b>	<b>871017-6</b>	<b>R-8</b>	<b>901016-1</b>	<b>511002-1</b>	
	38,10 x 8,00 x 106,04 x 45°	14,02 x 8,00 x 39,50   IN	40,09 x 33,50 x 7,00 x 45°   IN	⑦	⑧	⑨	
	<b>861046-4</b>	<b>881046-4</b>	<b>871016-6</b>	<b>911002-8</b>	<b>971001-6</b>		
	35,10 x 9,00 x 106,50 x 45°	14,02 x 9,00 x 37,30   EX	36,09 x 30,60 x 6,00 x 30°   EX	∅ 9,00	Hydro		
	<b>861046A000-4</b>			<b>911004-8</b>			
	35,10 x 9,00 x 106,50 x 45°			∅ 8,00			
	④	⑤	⑥	⑩	⑪	⑫	

① Nominal diameter

② Item number

③ Engine

④ 85... = **SM** inlet valve reference  
 86... = **SM** exhaust valve reference

Dimensions: head-∅ x stem-∅ x length (mm) x valve seat angle (°)

IN = inlet valve  
 EX = exhaust valve

⑤ 88... = **SM** valve guide reference

Dimensions: outer-∅ x inner-∅ x length (mm)

IN = inlet valve guide  
 EX = exhaust valve guide

⑥ 87... = **SM** valve seat insert reference

Dimensions: outer-∅ x inner-∅ x height (mm) x valve seat angle (°)

IN = inlet valve seat insert  
 EX = exhaust valve seat insert

⑦ **K-X / R-X / M-X / L-X** = **SM** valve collet reference

**K / R / L** collets range from 5 – 12 mm

**M** collets, range from 6 – 8 mm



⑧ 90... = **SM** cylinder head gasket reference

⑨ 51... = **SM** camshaft reference

- ⑩ 91... = **SM** valve stem seal reference
- ⑪ 97... = **SM** valve tappet reference
- Hydro = hydro tappet
- Roller = roller tappet
- = mechanical tappet
- ⑫ 48... = **SM** cylinder head reference

**Identification of the packing unit for all item groups**

- ...-1 = 1 piece / packing unit
- ...-2 = 2 pieces / packing unit
- ...-3 = 3 pieces / packing unit
- ...-4 = 4 pieces / packing unit
- ...-5 = 5 pieces / packing unit
- ...-6 = 6 pieces / packing unit
- ...-8 = 8 pieces / packing unit

## **Important notice**

SM and the SM logo are registered trademarks of SM Motorenteile GmbH / Asperg / Germany.

All items listed in this catalogue have been compiled and checked with the upmost care. Nonetheless, we are not liable for any errors or consequential damages and reserve the right to make technical changes at any time.


The original part references and cross references listed in this catalogue are for identification purposes only and don't disclose anything about the nature, quality, the technical specifications etc. of these.









The parts listed in the catalogue are delivered according to our packaging units. The respective packaging units can be found in our current price list.








Orders are generally only accepted on the basis of our "General Terms and Conditions".




















# Mode d'emploi du catalogue








**AUDI**

							
QUATTRO (85) 2.1 Turbo	GV	07.80 - 07.87	2144	B	147 kW	104	60
QUATTRO (85) 2.1 Turbo	WR	07.80 - 07.87	2144	B	147 kW	105	63
QUATTRO (85) 2.2 20V Turbo	RR	08.89 - 07.91	2226	B	162 kW	118	131
R8 (422, 423) 4.2 FSI quattro	BYH	04.07 - 12.14	4163	B	309 kW	130	204
R8 (422, 423) 4.2 FSI quattro	CNDA	07.10 - 07.15	4163	B	316 kW	131	212
R8 (422, 423) 5.2 FSI quattro	BUJ	04.09 - 07.15	5204	B	386 kW	130	202
R8 (422, 423) 5.2 FSI quattro	CMPA	11.10 - 07.15	5204	B	412 kW	130	201

-  voiture
-  moteur
- ccm** Déplacement
- kW** Performance
-  **1**  
POS Numéro de position
-  Véhicules commerciaux
-  année de construction
-  type de carburant
-  Numéro de page

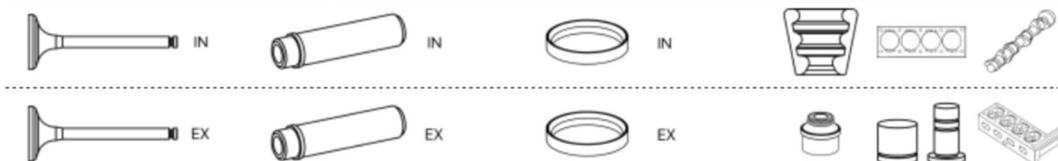

**DAF**

															
B13,0S	73,000	4	1289	42 kW	B	341	1	MX-13 303	130,000	6	12903	300 - 303 kW	D	343	19
BE 110 C	102,000	4	3920	110 kW	D	341	4	MX-13 315	130,000	6	12903	315 kW	D	343	19
BE 123 C	102,000	4	3920	123 kW	D	341	4	MX-13 340	130,000	6	12903	340 kW	D	343	19
CE 136 C	102,000	6	5880	136 kW	D	341	4	MX-13 355	130,000	6	12903	355 kW	D	343	19
CE 162 C	102,000	6	5880	162 kW	D	341	4	MX-13 375	130,000	6	12903	375 kW	D	343	19
CE 184 C	102,000	6	5880	184 kW	D	341	4	MX-13 390	130,000	6	12903	390 kW	D	343	19
DH 825	118,000	6	8250	115 - 121 kW	D	342	8	PE 228 C	118,000	6	9200	228 kW	D	342	12

-  moteur
-  nombre de cylindres
- kW** Performance
-  Numéro de page
-  diamètre nominal
- ccm** Displacement
-  type de carburant
-  **1**  
POS Numéro de position



# MERCEDES-BENZ



①	<b>87,000 mm</b>					<b>54</b>	②
③	OM 601.911, OM 601.912, OM 601.921,						
	<b>851045-4</b>	<b>881045-4</b>	<b>871017-6</b>	<b>R-8</b>	<b>901016-1</b>	<b>511002-1</b>	
	38,10 x 8,00 x 106,04 x 45°	14,02 x 8,00 x 39,50   IN	40,09 x 33,50 x 7,00 x 45°   IN	⑦	⑧	⑨	
	<b>861046-4</b>	<b>881046-4</b>	<b>871016-6</b>	<b>911002-8</b>	<b>971001-6</b>		
	35,10 x 9,00 x 106,50 x 45°	14,02 x 9,00 x 37,30   EX	36,09 x 30,60 x 6,00 x 30°   EX	∅ 9,00	Hydro		
	<b>861046A000-4</b>			<b>911004-8</b>			
	35,10 x 9,00 x 106,50 x 45°			∅ 8,00			
	④	⑤	⑥	⑩	⑪	⑫	

① Diamètre nominal (mm)

② Numéro de position

③ Moteur

④ 85... = référence de soupape d'admission **SM**  
 86... = référence de soupape d'échappement **SM**

Dimensions: ∅ tête x ∅ tige x longueur totale (mm) x angle du siège de soupape (°)

IN = soupape d'admission  
 EX = soupape d'échappement

⑤ 88... = référence de guide de soupape **SM**

Dimensions: ∅ extérieur x ∅ intérieur x longueur (mm) x angle du siège de soupape (°)

IN = guide de soupape d'admission  
 EX = guide de soupape d'échappement

⑥ 87... = référence de siège de soupape **SM**

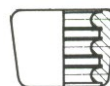
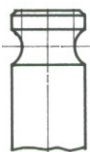
Dimensions: ∅ extérieur x ∅ intérieur x hauteur (mm) x angle du siège de soupape (°)

IN = siège de soupape d'admission  
 EX = siège de soupape d'échappement

⑦ **K-X / R-X / M-X / L-X** = référence de la clavette de soupape **SM**

**K / R / L** clavettes de 5 – 12 mm

**M** clavettes de 6 – 8 mm



⑧ 90... = référence de joint de culasse **SM**

⑨ 51... = référence d'arbre à cames **SM**

- ⑩ 91... = référence de joint de tige de soupape **SM**
- ⑪ 97... = référence de poussoir de soupape **SM**
- Hydro = poussoir hydraulique
- Roller = poussoir à galet
- = poussoir mécanique
- ⑫ 48... = référence de culasse **SM**

**Identification de l'unité d'emballage pour tous les groupes d'articles**

- ...-1 = 1 pièce / unité d'emballage
- ...-2 = 2 pièces / unité d'emballage
- ...-3 = 3 pièces / unité d'emballage
- ...-4 = 4 pièces / unité d'emballage
- ...-5 = 5 pièces / unité d'emballage
- ...-6 = 6 pièces / unité d'emballage
- ...-8 = 8 pièces / unité d'emballage

## **Note importante**

SM et son logo sont des marques déposées de la société SM Motorenteile GmbH / Asperg / Allemagne.


Toutes les informations de ce catalogue ont été établies et contrôlées avec les plus grands soins. Nous ne nous portons pas garants des conséquences d'éventuelles erreurs et des dommages consécutifs et nous nous réservons le droit d'éventuelles modifications techniques à tout moment.









Les numéros de référence originaux et de comparaison indiqués dans ce catalogue ne servent que d'équivalence et ne révèlent rien sur les caractéristiques et spécifications techniques etc.


Les articles de notre catalogue seront livrés selon nos unités d'emballage mentionnées dans le tarif en vigueur.





Les commandes seront enregistrées impérativement selon nos conditions générales de vente.


# Empleo del catálogo














**AUDI**




							
			ccm		kW		1 POS
QUATTRO (85) 2.1 Turbo	GV	07.80 - 07.87	2144	B	147 kW	104	60
QUATTRO (85) 2.1 Turbo	WR	07.80 - 07.87	2144	B	147 kW	105	63
QUATTRO (85) 2.2 20V Turbo	RR	06.89 - 07.91	2226	B	162 kW	118	131
R8 (422, 423) 4.2 FSI quattro	BYH	04.07 - 12.14	4163	B	309 kW	130	204
R8 (422, 423) 4.2 FSI quattro	CNDA	07.10 - 07.15	4163	B	316 kW	131	212
R8 (422, 423) 5.2 FSI quattro	BUJ	04.09 - 07.15	5204	B	386 kW	130	202
R8 (422, 423) 5.2 FSI quattro	CMPA	11.10 - 07.15	5204	B	412 kW	130	201




-  Modelos de auto
-  Motor
- ccm** Cilindrada
- kW** Potencia
-  **1**  
POS Número de posición

-  Modelos de vehículos comerciales
-  Año de construcción
-  Tipo de combustible
-  Número de páginas


**DAF**

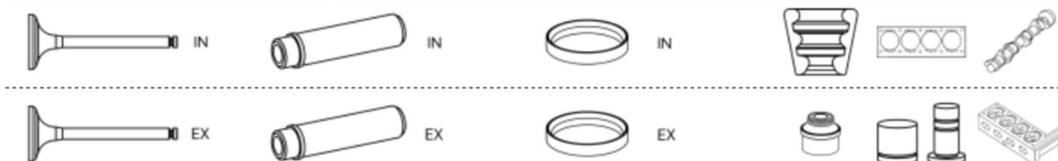
			ccm	kW							ccm	kW			
							1 POS								1 POS
B13,0S	73,000	4	1289	42 kW	B	341	1	MX-13 303	130,000	6	12903	300 - 303 kW	D	343	19
BE 110 C	102,000	4	3920	110 kW	D	341	4	MX-13 315	130,000	6	12903	315 kW	D	343	19
BE 123 C	102,000	4	3920	123 kW	D	341	4	MX-13 340	130,000	6	12903	340 kW	D	343	19
CE 136 C	102,000	6	5880	136 kW	D	341	4	MX-13 355	130,000	6	12903	355 kW	D	343	19
CE 162 C	102,000	6	5880	162 kW	D	341	4	MX-13 375	130,000	6	12903	375 kW	D	343	19
CE 184 C	102,000	6	5880	184 kW	D	341	4	MX-13 390	130,000	6	12903	390 kW	D	343	19
DH 825	118,000	6	8250	115 - 121 kW	D	342	8	PE 228 C	118,000	6	9200	228 kW	D	342	12

-  Motor
-  Cantidad de cilindros
- kW** Leistung
-  Número de páginas

-  diámetro nominal (mm)
- ccm** Cilindrada
-  Tipo de combustible
-  **1**  
POS Número de posición



# MERCEDES-BENZ



①	<b>87,000 mm</b>					<b>54</b>	②
③	OM 601.911, OM 601.912, OM 601.921,						
	<b>851045-4</b>	<b>881045-4</b>	<b>871017-6</b>	<b>R-8</b>	<b>901016-1</b>	<b>511002-1</b>	
	38,10 x 8,00 x 106,04 x 45°	14,02 x 8,00 x 39,50   IN	40,09 x 33,50 x 7,00 x 45°   IN	⑦	⑧	⑨	
	<b>861046-4</b>	<b>881046-4</b>	<b>871016-6</b>	<b>911002-8</b>	<b>971001-6</b>		
	35,10 x 9,00 x 106,50 x 45°	14,02 x 9,00 x 37,30   EX	36,09 x 30,60 x 6,00 x 30°   EX	∅ 9,00	Hydro		
	<b>861046A000-4</b>			<b>911004-8</b>			
	35,10 x 9,00 x 106,50 x 45°			∅ 8,00			
	④	⑤	⑥	⑩	⑪	⑫	

① Diámetro nominal

② Número de posición

③ Motor

④ 85... = referencia de válvula de admisión **SM**  
86... = referencia de válvula de escape **SM**

Dimensiones: ∅ cabeza x ∅ vástago x longitud total (mm) x ángulo de asiento de válvula (°)

IN = válvula de admisión  
EX = válvula de escape

⑤ 88... = referencia de guía de válvulas **SM**

Dimensiones: ∅ exterior- x ∅ interior x longitud total (mm)

IN = guía de válvulas de admisión  
EX = guía de válvulas de escape

⑥ 87... = referencia de inserto de asientos **SM**

Dimensiones: ∅ exterior- x ∅ interior x altura (mm) x ángulo de asiento de válvula (°)

IN = inserto de asientos de admisión  
EX = inserto de asientos de escape

⑦ **K-X / R-X / M-X / L-X** = referencia de chavetas de válvulas **SM**

**K / R / L** chavetas, rango entre 5 – 12 mm

**M** chavetas, rango entre 6 – 8 mm



⑧ 90... = referencia de junta de culata **SM**

⑨ 51... = referencia de árbol de levas **SM**

- ⑩ 91... = referencia de retén de válvula **SM**
- ⑪ 97... = referencia empujadores **SM**
- Hydro = empujadores hidráulico
- Roller = empujadores de rodillo
- = empujadores mecánico
- ⑫ 48... = referencia de culata **SM**

**Identificación de la unidad de embalaje para todos los grupos de artículos**

- ...-1 = 1 pieza / unidad de embalaje
- ...-2 = 2 piezas / unidad de embalaje
- ...-3 = 3 piezas / unidad de embalaje
- ...-4 = 4 piezas / unidad de embalaje
- ...-5 = 5 piezas / unidad de embalaje
- ...-6 = 6 piezas / unidad de embalaje
- ...-8 = 8 piezas / unidad de embalaje

## **Nota importante**

SM y el logotipo de SM son marcas comerciales registradas de SM Motorenteile GmbH / Asperg / Alemania.

Toda la información depositada en este catálogo ha sido recopilada y revisada con el mayor cuidado y control posible. Sin embargo, no nos hacemos responsables de cualquier error o daño consecuente y nos reservamos el derecho de realizar modificaciones técnicas en cualquier momento.


Las referencias originales y comparativas que figuran en este catálogo solo sirven para propósitos de comparación y/o identificación, no revelan nada sobre las características o especificaciones técnicas etc. de estas.









Las piezas que figuran en el catálogo son suministradas en nuestras unidades de embalaje, cuya referencia se encuentra en nuestra lista de precios.




Por lo general, los pedidos solo se aceptan a base de nuestros "Términos y condiciones generales".








## Указания по пользованию каталогом














**AUDI**




							
			ccm		kW		1 POS
QUATTRO (85) 2.1 Turbo	GV	07.80 - 07.87	2144	B	147 kW	104	60
QUATTRO (85) 2.1 Turbo	WR	07.80 - 07.87	2144	B	147 kW	105	63
QUATTRO (85) 2.2 20V Turbo	RR	08.89 - 07.91	2226	B	162 kW	118	131
R8 (422, 423) 4.2 FSI quattro	BYH	04.07 - 12.14	4163	B	309 kW	130	204
R8 (422, 423) 4.2 FSI quattro	CNDA	07.10 - 07.15	4163	B	316 kW	131	212
R8 (422, 423) 5.2 FSI quattro	BUJ	04.09 - 07.15	5204	B	386 kW	130	202
R8 (422, 423) 5.2 FSI quattro	CMPA	11.10 - 07.15	5204	B	412 kW	130	201




-  Модели автомобилей
-  Двигатель
- ccm** Год выпуска
- kW** Мощность
-  **1**  
POS Номер позиции

-  Модели коммерческих автомобилей
-  Год выпуска
-  Вид топлива
-  Количество страниц


**DAF**

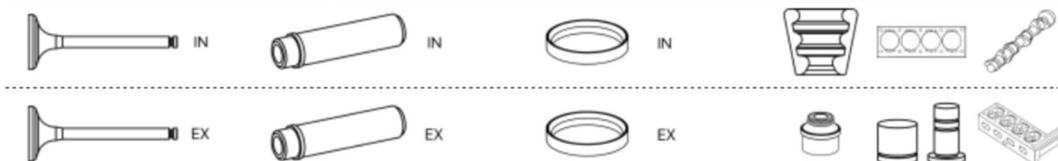
			ccm	kW							ccm	kW			
							1 POS								1 POS
B13,0S	73,000	4	1289	42 kW	B	341	1	MX-13 303	130,000	6	12903	300 - 303 kW	D	343	19
BE 110 C	102,000	4	3920	110 kW	D	341	4	MX-13 315	130,000	6	12903	315 kW	D	343	19
BE 123 C	102,000	4	3920	123 kW	D	341	4	MX-13 340	130,000	6	12903	340 kW	D	343	19
CE 136 C	102,000	6	5880	136 kW	D	341	4	MX-13 355	130,000	6	12903	355 kW	D	343	19
CE 162 C	102,000	6	5880	162 kW	D	341	4	MX-13 375	130,000	6	12903	375 kW	D	343	19
CE 184 C	102,000	6	5880	184 kW	D	341	4	MX-13 390	130,000	6	12903	390 kW	D	343	19
DH 825	118,000	6	8250	115 - 121 kW	D	342	8	PE 228 C	118,000	6	9200	228 kW	D	342	12

-  Двигатель
-  Количество цилиндров
- kW** Мощность
-  Количество страниц

-  **1**  
POS Номер позиции
-  Номер диаметра цилиндра (mm)
- ccm** Год выпуска
-  Вид топлива



# MERCEDES-BENZ



①	<b>87,000 mm</b>					<b>54</b>	②
③	OM 601.911, OM 601.912, OM 601.921,						
	<b>851045-4</b>	<b>881045-4</b>	<b>871017-6</b>	<b>R-8</b>	<b>901016-1</b>	<b>511002-1</b>	
	38,10 x 8,00 x 106,04 x 45°	14,02 x 8,00 x 39,50   IN	40,09 x 33,50 x 7,00 x 45°   IN	⑦	⑧	⑨	
	<b>861046-4</b>	<b>881046-4</b>	<b>871016-6</b>	<b>911002-8</b>	<b>971001-6</b>		
	35,10 x 9,00 x 106,50 x 45°	14,02 x 9,00 x 37,30   EX	36,09 x 30,60 x 6,00 x 30°   EX	∅ 9,00	Hydro		
	<b>861046A000-4</b>			<b>911004-8</b>			
	35,10 x 9,00 x 106,50 x 45°			∅ 8,00			
	④	⑤	⑥	⑩	⑪	⑫	

① Ном. диаметр цилиндра

② Номер позиции

③ код двигателя

④ 85... = **SM** код впускного клапана  
 86... = **SM** код выпускного клапана

Размеры: ∅ головки x ∅ стержня x длина (мм) x Угол фаски седла клапана (°)

IN = Впускной клапан  
 EX = Выпускной клапан

⑤ 88... = **SM** код направляющей клапана

Размеры: ∅ Наружный x ∅ внутренний x длина (мм)

IN = направляющей клапан Впускной  
 EX = направляющей клапан Выпускной

⑥ 87... = **SM** код седла клапана

Размеры: ∅ Наружный x ∅ внутренний x высота (мм) x Угол фаски седла клапана (°)

IN = седла клапан Впускной  
 EX = седла клапан Выпускной

⑦ **K-X / R-X / M-X / L-X** = **SM** код сухарей клапанов

**K / R / L** сухарь клапана 5 – 12 mm

**M** сухарь клапана 6 – 8 mm



⑧ 90... = **SM** код прокладки ГБЦ

⑨ 51... = **SM** код распределительного вала

- ⑩ 91... = **SM** код маслосъемного колпачка
- ⑪ 97... = **SM** код толкателя клапана
- Hydro = гидравлический толкателя  
Roller = роликовый толкателя  
= механический толкателя
- ⑫ 48... = **SM** код головки блока цилиндров

#### **Идентификация упаковке единиц для всех групп изделий**

- ...-1 = 1 шт. / к-во в упаковке
- ...-2 = 2 шт. / к-во в упаковке
- ...-3 = 3 шт. / к-во в упаковке
- ...-4 = 4 шт. / к-во в упаковке
- ...-5 = 5 шт. / к-во в упаковке
- ...-6 = 6 шт. / к-во в упаковке
- ...-8 = 8 шт. / к-во в упаковке

## Важная информация

SM и логотип SM являются зарегистрированными товарными знаками SM Motorenteile GmbH / Asperg / Германия.

Вся информация в этом каталоге была собрана и проверена с особой тщательностью. Мы не можем взять на себя ответственность за последствия любых ошибок или косвенного ущерба и оставляем за собой право в любое время вносить технические изменения.

Оригинальные и ссылочные номера, указанные в каталоге, приводятся только для сравнения и ничего не говорят о свойствах, техн. спецификации и т.д. и т.п.

Артикулы, указанные в каталоге, поставляются в соответствии с нашими упаковочными единицами. Пожалуйста, смотрите наш текущий прайс-лист для подробной информации о количестве в упаковке.

Заказы принимаются исключительно на условии принятия наших «Общих условий заключения торговых сделок».

## ملاحظات مهمة

أس أم و شعار الاس أم هي ماركة مسجلة لأس أم موتورنتيل جي أم بي أتش اسبيرج ألمانيا

كل البنود المذكورة في هذا الكتالوج قد دقتت بعناية فائقة مع ذلك نحن غير مسؤولين  
عن اي خطأ أو ضرر و نحفظ بالحق لاي تغيير فني بأي وقت

ان مراجع الارقام الاصلية و الارقام الموازيه المذكورة بالكتالوج ه فقط للتعريف و ليس لها علاقة  
بالطبيعة أوالمواصفات الفنية

هذه الازقام المدونة في هذا الكتالوج سوف توزع بوحدات تعبئة

كقاعدة عامة الطلبات سوف تقبل حسب شروط التسليم

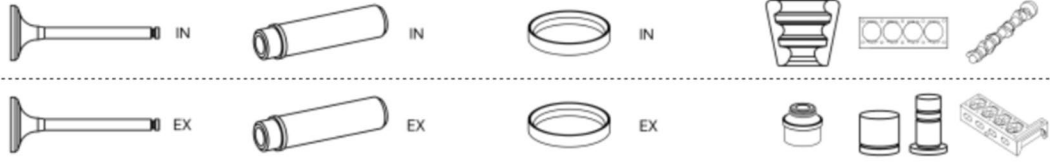
مرجع موانع جذع الصمام	=	91... ⑩
مرجع تكايات الصمام	=	97... ⑪
هيدروليكي تكايات الصمام	=	Hydro
البكرات الصمام ميكانيكي	=	Roller
تكايات الصمام ميكانيكي	=	
مرجع الاس أم لرأس الماكينة	=	48... ⑫

#### تحديد وحدة التعبئة والتغليف لجميع مجموعات المواد

1 قطعة \ وحدة التعبئة	=	...-1
2 قطعة \ وحدة التعبئة	=	...-2
3 قطع \ وحدة التعبئة	=	...-3
4 قطع \ وحدة التعبئ	=	...-4
5 قطع \ وحدة التعبئة	=	...-5
6 قطع \ وحدة التعبئة	=	...-6
8 قطع \ وحدة التعبئة	=	...-8



## MERCEDES-BENZ



①	<b>87,000 mm</b>				<b>54</b>	②
③	OM 601.911 , OM 601.912 , OM 601.921 ,					
	<b>851045-4</b>	<b>881045-4</b>	<b>871017-6</b>	<b>R-8</b>	<b>901016-1</b>	<b>511002-1</b>
	38,10 x 8,00 x 106,04 x 45°	14,02 x 8,00 x 39,50   IN	40,09 x 33,50 x 7,00 x 45°   IN	⑦	⑧	⑨
	<b>861046-4</b>	<b>881046-4</b>	<b>871016-6</b>	<b>911002-8</b>	<b>971001-6</b>	
	35,10 x 9,00 x 106,50 x 45°	14,02 x 9,00 x 37,30   EX	36,09 x 30,60 x 6,00 x 30°   EX	∅ 9,00	Hydro	
	<b>861046A000-4</b>			<b>911004-8</b>		
	35,10 x 9,00 x 106,50 x 45°			∅ 8,00		
	④	⑤	⑥	⑩	⑪	⑫

① القطر الشكلي (ملم)

② رقم الموقع

③ الماكينة

مرجع الاس أم لمدخل الصمام = 85... ④  
 مرجع الاس أم لمخرج الصمام = 86...

ابعاد الصمام: الرأس x الجذع x الطول (ملم) x زاوية مقعد الصمام (°)

مدخل الصمام = IN  
 مخرج الصمام = EX

مرجع دليل الصمام = 88... ⑤

ابعاد: القطر الخارجي x القطر الداخلي x الطول (مم)

مدخل دليل الصمام = IN  
 مخرج دليل الصمام = EX

مرجع مقاعد الصمام = 87... ⑥

ابعاد: القطر الخارجي x القطر الداخلي x الارتفاع (مم) x زاوية مقعد الصمام (°)

مدخل مقاعد الصمام = IN  
 مخرج مقاعد الصمام = EX

أس أم مراجع طوق الصمامات = **K-X / R-X / M-X / L-X** ⑦

**K / R / L** نطاق الطوق من 5-12 ملم


**M** نطاق الطوق من 6-8 ملم








مرجع الاس أم حشوية رأس الماكينة = 90... ⑧

مرجع الاس أم للعامود المحذب = 51... ⑨

## ارشادات حول استخدام الكتالوج



# AUDI

			<b>ccm</b>		<b>kW</b>		<b>1</b> POS
QUATTRO (85) 2.1 Turbo	GV	07.80 - 07.87	2144	B	147 kW	104	60
QUATTRO (85) 2.1 Turbo	WR	07.80 - 07.87	2144	B	147 kW	105	63
QUATTRO (85) 2.2 20V Turbo	RR	08.89 - 07.91	2226	B	162 kW	118	131
R8 (422, 423) 4.2 FSI quattro	BYH	04.07 - 12.14	4163	B	309 kW	130	204
R8 (422, 423) 4.2 FSI quattro	CNDA	07.10 - 07.15	4163	B	316 kW	131	212
R8 (422, 423) 5.2 FSI quattro	BUJ	04.09 - 07.15	5204	B	386 kW	130	202
R8 (422, 423) 5.2 FSI quattro	CMPA	11.10 - 07.15	5204	B	412 kW	130	201

نموذج مركبة السيارة



محرك



الإزاحة

**ccm**

قوة المحرك

**kW**

رقم الموقع



نموذج المركبة التجارية



الصنع




الوقود













رقم الصفحة





# DAF

			<b>ccm</b>	<b>kW</b>			<b>1</b> POS				<b>ccm</b>	<b>kW</b>			<b>1</b> POS
B13,0S	73,000	4	1289	42 kW	B	341	1	MX-13 303	130,000	6	12903	300 - 303 kW	D	343	19
BE 110 C	102,000	4	3920	110 kW	D	341	4	MX-13 315	130,000	6	12903	315 kW	D	343	19
BE 123 C	102,000	4	3920	123 kW	D	341	4	MX-13 340	130,000	6	12903	340 kW	D	343	19
CE 136 C	102,000	6	5880	136 kW	D	341	4	MX-13 355	130,000	6	12903	355 kW	D	343	19
CE 162 C	102,000	6	5880	162 kW	D	341	4	MX-13 375	130,000	6	12903	375 kW	D	343	19
CE 184 C	102,000	6	5880	184 kW	D	341	4	MX-13 390	130,000	6	12903	390 kW	D	343	19
DH 825	118,000	6	8250	115 - 121 kW	D	342	8	PE 228 C	118,000	6	9200	228 kW	D	342	12

محرك



قوة المحرك

**kW**

رقم الصفحة



القطر الشكلي (مم)



الوقود



رقم الموقع









# SM Motorenteile

**Don't be irritated.  
Don't buy imitated.**

**The QR-code on our label is for your safety.  
This is how you check the authenticity of your  
SM product:**

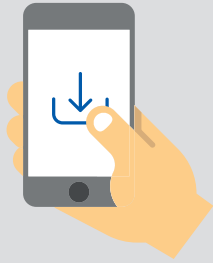
Le code QR sur l'étiquette sert à votre sécurité.  
Voici comment vous pouvez vérifier l'authenticité de  
votre produit SM:

El código QR en la etiqueta sirve para su  
seguridad. Así puede verificar la autenticidad  
de su producto SM:

QR-код на этикетке служит для вашей безопасности.  
Как проверить подлинность  
Ваших деталей SM:

الرمز QR علي الملصق هو لحمايتك  
بهذه الطريقة تستطيع ان تتحقق بان قطع الغيار التي  
لديك هي القطع الاصلية .

1



**Download a QR code reader  
on your smartphone.**

Téléchargez un lecteur de code  
QR sur votre smartphone.

Baje un lector de código QR  
en su smartphone.

Загрузите на Ваш смартфон  
приложение для сканирования  
QR-кода.

قم بتنزيل قارئ الرمز QR علي الهاتف  
الذكي الخاص بك.

2



**Scan the QR code under the red  
16-digit number on the label.**


Scannez le code QR en dessous du  
numéro rouge sur l'étiquette.

Lea el código QR debajo del  
número rojo en la etiqueta.

Отсканируйте QR-код под красным  
номером на этикетке.

قم بمسح الرمز QR الموجود تحت الرقم  
الاحمر و المكون من 16 خانة.

3



**The authenticity will be  
checked automatically.**

L'Authenticité sera  
automatiquement vérifiée.

La autenticidad se verifica  
automaticamente.

Подлинность проверяется  
автоматически.

سيتم فحص قطعة الغيار تلقائياً ليتبين  
اذا كانت اصلية ام لا .

**SM MOTORENTEILE GMBH**

Alleenstraße 70 · 71679 Asperg · Germany · Phone +49 7141 2047-0 · Fax +49 7141 2047-16  
info@sm-original-germany.com · www.sm-original-germany.com



# SM Motorenteile

**Don't be irritated.  
Don't buy imitated.**

**The anti-counterfeit label on the box is for your safety. This is how you check the authenticity of your SM product:**

L'Étiquette infalsifiable sur l'emballage sert à votre sécurité. Voici comment vous pouvez vérifier l'authenticité de votre produit SM:

La etiqueta infalsificable en el embalaje sirve para su seguridad. Así puede verificar la autenticidad de su producto SM:

Защищённая от подделки этикетка на упаковке служит для Вашей безопасности. Как проверить подлинность Ваших деталей SM:

اللاصق المضاد للتزوير الموجود على علبة التعبئة هو لحمايتك . تلك الطريقة التي تتحقق بها من ان منتج SM. هل هو الاصيلي أم لا

**Each box has a hologram on the label and below a red 16-digit code.**

Chaque emballage est muni d'une étiquette hologramme et d'un code de 16 chiffres en dessous.

Cada embalaje tiene una etiqueta con holograma y con un código rojo de 16 dígitos debajo.

Каждая упаковка имеет этикетку с голограммой, под которой указан 16-значный код.

كل علبة تعبئه عليها ملصق هولوجرام موجود تحت الرقم الاحمر المكون من 16 خانه.

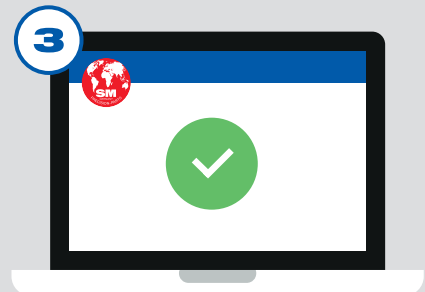
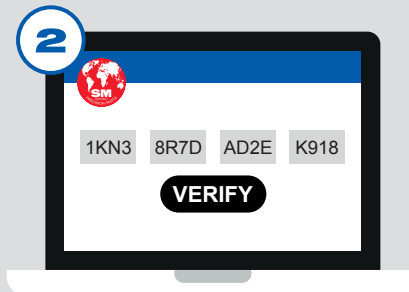
**Enter this code at [www.sm-verify.com](http://www.sm-verify.com) and your SM product will be verified for authenticity.**

Veuillez entrer ce code dans le site web [www.sm-verify.com](http://www.sm-verify.com) afin de vérifier l'authenticité de votre produit SM.

Introduzca este código en la página web [www.sm-verify.com](http://www.sm-verify.com) para verificar la autenticidad de su producto SM.

Введите этот код на сайте [www.sm-verify.com](http://www.sm-verify.com) и проверьте подлинность Вашей детали SM.

ادخل الرمز في [www.sm-verify.com](http://www.sm-verify.com) وسيتم التحقق من صحة منتج SM



[www.sm-verify.com](http://www.sm-verify.com)



# SM Motorenteile

## DON'T BE IRRITATED. DON'T BUY IMITATED.




Visible Text: ORIGINAL - SM


Imitation secured packing supplied by us for all products.



Product Box



Lens Key









Visible Text: ORIGINAL - SM  
O/E SUPPLIER SINCE 1973

Simply to be checked with a lens key from us.  
Ask your Dealer or importer!



# LIST OF MANUFACTURERS

Manufacturer	from page	Manufacturer	from page	Manufacturer	from page
ABARTH	2	FOTON	555	MINI	982
AGRALE	5	FREIGHTLINER	558	MITSUBISHI	989
ALEXANDER DENNIS	8	GAC	561	MWM	997
ALFA ROMEO	11	GARDNER	564	NAC IVECO (NAVECO)	1001
ALPINA	28	GAZ	567	NEOPLAN	1004
ASTRA	33	GINAF	570	NISSAN	1014
AUDI	36	GMC	573	OPEL	1031
AUDI (FAW)	133	GONOW	576	PERKINS	1084
AUDI (SAIC)	144	GREAT WALL	579	PEUGEOT	1089
BAW	147	HATZ	582	PORSCHE	1139
BEDFORD	150	HOLDEN	585	RENAULT	1162
BHARATBENZ	154	HONDA	595	RENAULT TRUCKS	1244
BMW	158	HYUNDAI	599	ROVER	1252
BMW (BRILLIANCE)	213	INTERNATIONAL HARV.	618	SAAB	1258
CATERPILLAR	217	IRAN KHODRO	621	SAURER	1268
CHANGFENG	220	ISUZU	624	SAVIEM	1271
CHERY	223	IVECO	628	SCANIA	1274
CHEVROLET	226	JAC	650	SEAT	1292
CHRYSLER	255	JAGUAR	653	SETRA	1336
CITROËN	261	JEEP	656	SINOTRUK (CNHTC)	1343
CITROËN (DF-PSA)	305	KAMAZ	662	SKODA	1346
CUMMINS	309	KHD	665	SKODA (SVW)	1380
CUPRA	312	KIA	669	SMART	1383
DACIA	315	KIA (DYK)	682	SOLARIS	1388
DAEWOO	325	KING LONG	685	SSANGYONG	1392
DAF	338	KTM	688	STEYR	1400
DAIHATSU	346	LADA	691	SUBARU	1404
DETROIT DIESEL	349	LANCIA	699	SUZUKI	1408
DEUTZ	352	LAND ROVER	718	TALBOT	1416
DEUTZ-FAHR	364	MACK	724	TATA	1420
DODGE	371	MAGIRUS-DEUTZ	727	TOYOTA	1423
DONGFENG	378	MAHINDRA	730	UTB	1434
DS	381	MAHINDRA RENAULT	733	VAN HOOL	1437
FAP	385	MAN	736	VAUXHALL	1442
FENDT	388	MARUTI	782	VDL	1484
FIAT	394	MARUTI SUZUKI	785	VOLVO	1487
FIATAGRI	452	MAZDA	788	VOLVO PENTA	1538
FORD	456	MERCEDES-BENZ	798	VW	1548
FORD AFRICA	532	MERCEDES-BENZ (BBDC)	971	VW (FAW)	1692
FORD ASIA OCEANIA	536	MERCEDES-BENZ (FJDA)	976	VW (SVW)	1701
FORD AUSTRALIA	540	MG	979	WESTERN STAR	1709
FORD USA	550	MINI	982	ZASTAVA	1712
				ZHONGTONG	1716

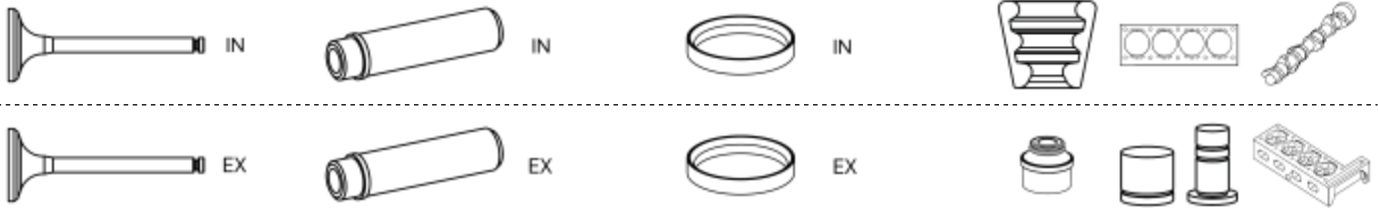
	 ENGINE	 00000	ccm		kW		 1 POS
PUNTO 1.4 (199.BX)	198 A1.000	07.16 - 12.19	1368	B	107 kW	4	1
RITMO 125 TC 2.0 (138.A_)	138 AR1.000	11.81 - 12.87	1995	B	92 kW	4	2
RITMO 125 TC 2.0 (138.A_)	138 AR1.000	11.81 - 12.87	1995	B	92 kW	4	2
RITMO 130 TC 2.0 (138.A_)	138 AR2.000	04.83 - 12.87	1995	B	96 kW	4	3
RITMO 130 TC 2.0 (138.A_)	138 AR2.000	04.83 - 12.87	1995	B	96 kW	4	3



# ABARTH

ENGINE	$\varnothing$		ccm	kW	B	4	1 POS
138 AR1.000	84,000	4	1995	92 kW	B	4	2
138 AR2.000	84,000	4	1995	96 kW	B	4	3

ENGINE	$\varnothing$		ccm	kW	B	4	1 POS
198 A1.000	72,000	4	1368	107 kW	B	4	1



## 72,000 mm

1

198 AR1.000 ,

M-6

## 84,000 mm

2

138 AR1.000 ,

**880222-4**

12,06 x 8,00 x 36,50 | IN | EX

**882047-4**

14,07 x 8,00 x 46,00 | IN | EX

**862013-4**

36,00 x 8,00 x 105,90 x 45°

## 84,000 mm

3

138 AR2.000 ,

**880222-4**

12,06 x 8,00 x 36,50 | IN | EX

**882046-4**

14,06 x 8,00 x 42,00 | IN | EX

**882047-4**

14,07 x 8,00 x 46,00 | IN | EX

**862013-4**











36,00 x 8,00 x 105,90 x 45°





**siehe Motorenliste  
see engline list  
voir la liste des moteurs  
ver lista de motores  
см. список двигателей  
تاكرحملا قعوتق رظنا**



 ENGINE	 Ø		ccm	kW			1 POS	 ENGINE	 Ø		ccm	kW			1 POS
4.236 V	98,430	4	3866	57 kW	D	7	1	BF 4L 913	102,000	4	4086	47 - 81 kW	D	7	2
BF 4L 913 T	102,000	4	4086	60 - 78 kW	D	7	3	ISBe-170	102,000	4	3922	123 - 126 kW	D	7	4



## 98,430 mm

1

4.236 V ,

**853604-6**

44,40 x 9,50 x 122,90 x 45°

**863605-6**

36,50 x 9,50 x 123,35 x 45°

## 102,000 mm

2

BF 4L 913 ,

**851504-6**

43,00 x 8,00 x 133,00 x 45°

**881571-6**

15,00 x 8,00 x 57,30 | IN | EX

**M-8**

**851562-6**

45,00 x 8,00 x 133,00 x 45°

**851570-6**

43,10 x 8,00 x 133,00 x 30°

**861559-6**

37,10 x 8,00 x 133,00 x 45°

**861563-6**

37,10 x 8,00 x 133,00 x 45°

## 102,000 mm

3

BF 4L 913 T ,

**851535-6**

43,10 x 8,00 x 133,00 x 45°

**881571-6**

15,00 x 8,00 x 57,30 | IN | EX

**K-8**

**861532-6**

37,10 x 8,00 x 133,00 x 45°

## 102,000 mm

4

ISBe-170 ,

**852031-4**

33,00 x 7,00 x 125,00 x 30°

**862032-4**

33,00 x 7,00 x 124,30 x 45°

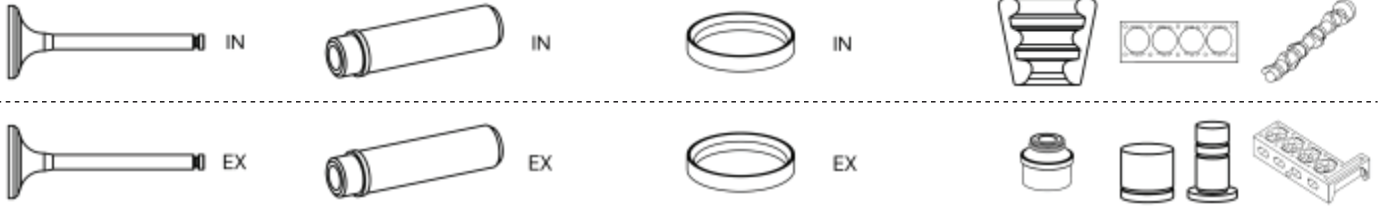


**siehe Motorenliste**  
**see engline list**  
**voir la liste des moteurs**  
**ver lista de motores**  
**см. список двигателей**  
**تالكر حطما قمىق رظنا**



# ALEXANDER DENNIS

ENGINE			ccm	kW			1 POS	ENGINE			ccm	kW			1 POS
D8K350	110,000	6	7698	258 kW	D	10	2	ISBe-220	102,000	6	5883	162 - 164 kW	D	10	1
ISBe-150	102,000	4	3922	110 kW	D	10	1	OC 09.101	130,000	5	9291	206 kW	G	10	3



**102,000 mm**

**1**

ISBe-150 , ISBe-220 ,

**852031-4**

33,00 x 7,00 x 125,00 x 30°

**862032-4**

33,00 x 7,00 x 124,30 x 45°

**110,000 mm**

**2**

D8K350 ,

**K-8**

**130,000 mm**

**3**






OC 09.101 ,

**913901-6**

Ø 10,00








145 (930_) 1.4 i.e. (930.A3)	AR 33501	07.94 - 12.96	1351	B	66 kW	21	11
145 (930_) 1.4 i.e. 16V T.S. (930.A3A)	AR 33503	04.96 - 01.01	1370	B	76 kW	23	23
145 (930_) 1.4 i.e. 16V T.S. (930.A3A)	AR 38501	04.96 - 01.01	1370	B	76 kW	23	24
145 (930_) 1.6 16V T.S. (930.A2C)	AR 32102	09.97 - 12.00	1598	B	82 kW	22	20
145 (930_) 1.6 i.e. (930.A2)	AR 33201	08.94 - 09.97	1596	B	76 kW	25	39
145 (930_) 1.6 i.e. 16V T.S. (930.A2)	AR 38201	12.96 - 01.01	1598	B	88 kW	23	21
145 (930_) 1.6 i.e. 16V T.S. (930.A2)	AR 67601	12.96 - 01.01	1598	B	88 kW	22	20
145 (930_) 1.7 (930.A1A)	AR 30736	07.94 - 10.97	1712	B	81 kW	26	43
145 (930_) 1.7 i.e. 16V (930.A1)	AR 33401	08.94 - 10.97	1712	B	95 kW	26	44
145 (930_) 1.8 i.e. 16V (930.A1A)	AR 32201	03.98 - 01.01	1747	B	106 kW	22	20
145 (930_) 1.8 i.e. 16V T.S. (930.A1A)	AR 38401	02.96 - 12.98	1747	B	103 kW	23	21
145 (930_) 1.8 i.e. 16V T.S. (930.A1A)	AR 67106	02.96 - 12.98	1747	B	103 kW	22	20
145 (930_) 1.8 i.e. 16V T.S. (930.A1A)	AR 67199	02.96 - 12.98	1747	B	103 kW	23	25
145 (930_) 1.9 D (930.A4)	AR 67501	07.94 - 02.99	1929	D	68 kW	23	26
145 (930_) 1.9 JTD (930.A4B)	AR 32302	02.99 - 01.01	1910	D	77 kW	21	13
145 (930_) 1.9 TD (930.A4)	AR 33601	10.94 - 05.99	1929	D	66 kW	23	26
145 (930_) 1.9 TD (930.A4)	AR 67501	10.94 - 05.99	1929	D	66 kW	23	26
145 (930_) 2.0 16V (930.A5)	AR 32301	03.98 - 01.01	1970	B	114 kW	24	30
145 (930_) 2.0 16V T.S. (930.A5)	AR 67204	10.95 - 01.01	1970	B	110 kW	24	30
146 (930_) 1.4 i.e. (930.B3)	AR 33501	12.94 - 12.96	1351	B	66 kW	21	11
146 (930_) 1.4 i.e. 16V T.S. (930.B3A)	AR 33503	11.96 - 01.01	1370	B	76 kW	23	23
146 (930_) 1.4 i.e. 16V T.S. (930.B3A)	AR 38501	11.96 - 01.01	1370	B	76 kW	23	24
146 (930_) 1.6 16V T.S. (930.B2C)	AR 32102	09.97 - 12.00	1598	B	82 kW	22	20
146 (930_) 1.6 i.e. (930.B2)	AR 33201	12.94 - 12.96	1596	B	76 kW	25	39
146 (930_) 1.6 i.e. 16V T.S. (930.B2B, 930.B2C)	AR 38201	11.96 - 10.01	1598	B	88 kW	23	21
146 (930_) 1.6 i.e. 16V T.S. (930.B2B, 930.B2C)	AR 67601	11.96 - 10.01	1598	B	88 kW	22	20
146 (930_) 1.7 i.e. 16V (930.B1)	AR 33401	12.94 - 12.96	1712	B	95 kW	26	44
146 (930_) 1.8 i.e. 16V T.S. (930.B1A)	AR 32201	05.96 - 01.01	1747	B	106 kW	22	20
146 (930_) 1.8 i.e. 16V T.S. (930.B1A)	AR 38401	11.96 - 01.01	1747	B	103 kW	23	21
146 (930_) 1.8 i.e. 16V T.S. (930.B1A)	AR 67106	11.96 - 01.01	1747	B	103 kW	22	20
146 (930_) 1.9 D (930.B4)	AR 67501	05.95 - 09.96	1929	D	68 kW	23	26
146 (930_) 1.9 JTD (930.B4B)	AR 32302	02.99 - 01.01	1910	D	77 kW	21	13
146 (930_) 1.9 TD (930.B4A)	AR 33601	12.94 - 02.99	1929	D	66 kW	23	26
146 (930_) 1.9 TD (930.B4A)	AR 67501	12.94 - 02.99	1929	D	66 kW	23	26
146 (930_) 2.0 16V (930.B5)	AR 32301	03.97 - 10.01	1970	B	114 kW	24	30
146 (930_) 2.0 16V T.S. (930.B5)	AR 67204	10.95 - 01.01	1970	B	110 kW	24	30
147 (937_) 1.6 16V T.SPARK (937.AXA1A, 937.AXB1A, 937.BXB1A)	AR 32104	01.01 - 03.10	1598	B	88 kW	23	22
147 (937_) 1.6 16V T.SPARK ECO (937.AXA1A, 937.BXA1A)	AR 37203	01.01 - 03.10	1598	B	77 kW	23	23
147 (937_) 1.6 LPG (937.AXA1A)	AR 37203	01.09 - 03.10	1598	B/G	77 kW	23	23
147 (937_) 1.6 LPG (937.BXB1A)	AR 32104	03.01 - 12.09	1598	B/G	88 kW	23	22
147 (937_) 1.9 JTD (937.AXD1A, 937.BXD1A, 937.AXV1A, 937.BXB1A,...)	937 A2.000	04.01 - 03.10	1910	D	85 kW	21	13
147 (937_) 1.9 JTD (937.AXF1A, 937.BXF1A)	182 B9.000	06.03 - 03.10	1910	D	74 kW	21	13
147 (937_) 1.9 JTD (937.AXD1A, 937.BXD1A)	937 A2.000	10.00 - 08.02	1910	D	81 kW	21	13
147 (937_) 1.9 JTD 16V (937.AXG1B, 937.BXG1B)	192 A5.000	11.02 - 03.10	1910	D	103 kW	21	14
147 (937_) 1.9 JTD 16V (937.AXG1B, 937.BXG1B)	937 A4.000	09.03 - 09.04	1910	D	93 kW	21	14
147 (937_) 1.9 JTD 16V (937.AXM1B, 937.AXS1B)	192 B1.000	10.04 - 03.10	1910	D	100 kW	21	14
147 (937_) 1.9 JTD 16V (937.AXN1B, 937.AXZ1B)	937 A6.000	06.08 - 03.10	1910	D	125 kW	21	14
147 (937_) 1.9 JTD 16V (937.AXN1B, 937.BXN1B)	937 A5.000	09.04 - 03.10	1910	D	110 kW	21	14
147 (937_) 1.9 JTD 8V (937.AXD1A, 937.AXU1A, 937.BXU1A)	937 A2.000	07.05 - 03.10	1910	D	88 kW	21	13
147 (937_) 1.9 JTD 8V (937.AXD1A, 937.AXU1A, 937.BXU1A)	937 A3.000	07.05 - 03.10	1910	D	88 kW	21	13
147 (937_) 2.0 (937.AXC, 937.BXC)	937 A1.000	07.02 - 05.05	1970	B	121 kW	24	30
147 (937_) 2.0 16V T.SPARK (937.AXA1, 937.AXC1, 937.BXC1)	AR 32310	11.00 - 12.10	1970	B	110 kW	24	30
147 (937_) 3.2 GTA (937.AXL1)	932 A.000	02.03 - 03.10	3179	B	184 kW	27	50
155 (167_) 1.6 16V T.S. (167.A6A)	AR 67601	12.95 - 12.97	1598	B	88 kW	22	20
155 (167_) 1.7 T.S. (167.A4D, 167.A4H)	AR 67105	04.93 - 04.96	1748	B	85 kW	25	35
155 (167_) 1.7 T.S. (167.A4G)	AR 67103	04.93 - 04.96	1748	B	83 kW	25	34
155 (167_) 1.7 T.S. 16V (167.A4N)	AR 67106	05.92 - 12.97	1747	B	103 kW	22	20
155 (167_) 1.8 T.S. (167.A4C, 167.A)	AR 67402	02.92 - 12.97	1756	B	77 kW	25	37
155 (167_) 1.8 T.S. (167.A4)	AR 67101	02.92 - 05.94	1773	B	95 kW	25	40
155 (167_) 1.8 T.S. Sport (167.A4A, 167.A4C, 167.A4E)	AR 67101	03.92 - 12.96	1773	B	93 kW	25	40
155 (167_) 1.8 T.S. Sport (167.A4A, 167.A4C, 167.A4E)	AR 67102	03.92 - 12.96	1773	B	93 kW	25	37
155 (167_) 1.9 TD (167.A3B, 167.A3)	AR 67501	04.93 - 12.97	1929	D	66 kW	23	26

			<b>ccm</b>		<b>kw</b>		<b>1</b>	<b>POS</b>
155 (167_) 2.0 16V Turbo Q4 (167.A2B, 167.A2C, 167.A2E)	AR 67203	01.92 - 12.97	1995	B	137 kW	25	41	
155 (167_) 2.0 16V Turbo Q4 (167.A2B, 167.A2C, 167.A2E)	AR 67203	03.92 - 12.97	1995	B	140 kW	25	41	
155 (167_) 2.0 T.S. (167.A2A, 167.A2D)	AR 67201	02.92 - 05.95	1995	B	104 kW	25	37	
155 (167_) 2.0 T.S. (167.A2A, 167.A2D)	AR 67202	02.92 - 05.95	1995	B	104 kW	25	37	
155 (167_) 2.0 T.S. (167.A2D)	AR 67201	02.92 - 01.95	1995	B	106 kW	25	37	
155 (167_) 2.0 T.S. (167.A2D)	AR 67202	02.92 - 01.95	1995	B	106 kW	25	37	
155 (167_) 2.0 T.S. 16V (167.A2G)	AR 67204	03.95 - 12.97	1970	B	110 kW	24	30	
155 (167_) 2.0 T.S. 16V (167.A2G)	AR 67299	03.95 - 12.97	1970	B	110 kW	24	33	
156 (932_) 1.6 16V T.SPARK (932.A4, 932.A4100)	AR 32102	09.97 - 09.05	1598	B	88 kW	22	20	
156 (932_) 1.6 16V T.SPARK (932.A4, 932.A4100)	AR 32103	09.97 - 09.05	1598	B	88 kW	23	21	
156 (932_) 1.6 16V T.SPARK (932.A4, 932.A4100)	AR 32104	09.97 - 09.05	1598	B	88 kW	23	22	
156 (932_) 1.6 16V T.SPARK (932.A4, 932.A4100)	AR 67601	09.97 - 09.05	1598	B	88 kW	22	20	
156 (932_) 1.6 16V T.SPARK (932A4)	AR 32102	09.97 - 09.05	1598	B	82 kW	22	20	
156 (932_) 1.8 16V T.SPARK (932.A3)	AR 32201	09.97 - 10.00	1747	B	106 kW	22	20	
156 (932_) 1.8 16V T.SPARK (932.A3100)	AR 32205	09.97 - 09.05	1747	B	103 kW	22	20	
156 (932_) 1.9 JTD (932.A2B00)	AR 37101	10.00 - 05.01	1910	D	81 kW	21	13	
156 (932_) 1.9 JTD (932.A2B00, 932.A2C00)	937 A2.000	05.01 - 09.05	1910	D	85 kW	21	13	
156 (932_) 1.9 JTD (932.AXN00, 932.BXE00)	937 A5.000	07.04 - 09.05	1910	D	110 kW	21	14	
156 (932_) 1.9 JTD (932.AXE00)	192 B1.000	11.02 - 11.04	1910	D	100 kW	21	14	
156 (932_) 1.9 JTD (932.AXE00)	937 A4.000	11.03 - 09.05	1910	D	93 kW	21	14	
156 (932_) 1.9 JTD (932B2)	AR 32302	09.97 - 10.00	1910	D	77 kW	21	13	
156 (932_) 1.9 JTD 16V (932.AXE00)	192 A5.000	11.02 - 09.05	1910	D	103 kW	21	14	
156 (932_) 2.0 16V T.SPARK (932A2)	AR 32301	09.97 - 10.05	1970	B	114 kW	24	30	
156 (932_) 2.0 16V T.SPARK (932A2)	AR 32310	09.97 - 10.05	1970	B	114 kW	24	30	
156 (932_) 2.0 16V T.SPARK (932A21_)	AR 32310	10.00 - 03.02	1970	B	110 kW	24	30	
156 (932_) 2.0 JTS (932AXA)	937 A1.000	09.01 - 09.05	1970	B	122 kW	24	30	
156 (932_) 2.0 JTS (932AXD00, 932AXD01)	932 A2.000	03.01 - 09.05	1970	B	119 kW	24	32	
156 (932_) 2.0 JTS (932AXD00, 932AXD01)	AR 32303	03.01 - 09.05	1970	B	119 kW	24	31	
156 (932_) 2.4 JTD (932A1B_)	839 A6.000	10.00 - 09.05	2387	D	103 kW	22	15	
156 (932_) 2.4 JTD (932AXC)	841 C000	03.02 - 09.05	2387	D	110 kW	21	13	
156 (932_) 2.4 JTD (932AXF00)	841 G.000	10.03 - 09.05	2387	D	129 kW	22	16	
156 (932_) 2.4 JTD (932AXF00)	841 N.000	06.03 - 09.05	2387	D	120 kW	22	16	
156 (932_) 2.4 JTD (932B1)	AR 32501	09.97 - 09.03	2387	D	100 kW	21	13	
156 (932_) 2.5 V6 24V (932A1)	AR 32401	09.97 - 09.02	2492	B	140 kW	26	45	
156 (932_) 2.5 V6 24V (932A1)	AR 32402	09.97 - 09.02	2492	B	140 kW	26	45	
156 (932_) 2.5 V6 24V (932A11_)	AR 32405	10.00 - 10.05	2492	B	141 kW	26	45	
156 (932_) 3.2 GTA (932AXB)	932 A.000	03.02 - 09.05	3179	B	184 kW	27	50	
156 Sportwagon (932_) 1.6 16V T.SPARK (932A4)	AR 32102	01.00 - 09.05	1598	B	82 kW	22	20	
156 Sportwagon (932_) 1.6 16V T.SPARK. (932B4100)	AR 32102	05.00 - 05.06	1598	B	88 kW	22	20	
156 Sportwagon (932_) 1.6 16V T.SPARK. (932B4100)	AR 32103	05.00 - 05.06	1598	B	88 kW	23	21	
156 Sportwagon (932_) 1.6 16V T.SPARK. (932B4100)	AR 32104	05.00 - 05.06	1598	B	88 kW	23	22	
156 Sportwagon (932_) 1.6 16V T.SPARK. (932B4100)	AR 67601	05.00 - 05.06	1598	B	88 kW	22	20	
156 Sportwagon (932_) 1.8 16V T.SPARK (932A3)	AR 32201	05.00 - 02.05	1747	B	106 kW	22	20	
156 Sportwagon (932_) 1.8 16V T.SPARK (932B31_)	AR 32205	02.97 - 05.06	1747	B	103 kW	22	20	
156 Sportwagon (932_) 1.9 JTD (932.B2B00)	AR 37101	10.00 - 05.01	1910	D	81 kW	21	13	
156 Sportwagon (932_) 1.9 JTD (932B2)	AR 32302	05.00 - 10.00	1910	D	77 kW	21	13	
156 Sportwagon (932_) 1.9 JTD (932B2B, 932B2C)	937 A2.000	05.01 - 05.06	1910	D	85 kW	21	13	
156 Sportwagon (932_) 1.9 JTD (932BXE00)	192 B1.000	11.02 - 11.04	1910	D	100 kW	21	14	
156 Sportwagon (932_) 1.9 JTD (932BXE00)	937 A4.000	11.03 - 05.06	1910	D	93 kW	21	14	
156 Sportwagon (932_) 1.9 JTD (932BXE00, 932BXN00)	937 A5.000	03.05 - 05.06	1910	D	110 kW	21	14	
156 Sportwagon (932_) 1.9 JTD 16V (932BXE00)	192 A5.000	11.02 - 05.06	1910	D	103 kW	21	14	
156 Sportwagon (932_) 1.9 JTD 16V Q4 (932BXN20)	937 A5.000	07.04 - 05.06	1910	D	110 kW	21	14	
156 Sportwagon (932_) 2.0 16V T.SPARK (932A2)	AR 32301	05.00 - 12.03	1970	B	114 kW	24	30	
156 Sportwagon (932_) 2.0 16V T.SPARK (932A2)	AR 32310	05.00 - 12.03	1970	B	114 kW	24	30	
156 Sportwagon (932_) 2.0 16V T.SPARK (932B21_)	AR 32310	09.00 - 03.02	1970	B	110 kW	24	30	
156 Sportwagon (932_) 2.0 JTS (932BXA)	937 A1.000	01.02 - 05.06	1970	B	122 kW	24	30	
156 Sportwagon (932_) 2.0 JTS (932BXD00, 932BXD01)	932 A2.000	03.02 - 05.06	1970	B	119 kW	24	32	
156 Sportwagon (932_) 2.4 JTD (932.B1B00)	839 A6.000	10.00 - 05.06	2387	D	103 kW	22	15	
156 Sportwagon (932_) 2.4 JTD (932.BXC00)	841 C000	03.02 - 05.06	2387	D	110 kW	21	13	
156 Sportwagon (932_) 2.4 JTD (932B1)	AR 32501	05.00 - 09.03	2387	D	100 kW	21	13	
156 Sportwagon (932_) 2.4 JTD (932BXF00)	841 G.000	10.03 - 05.06	2387	D	129 kW	22	16	
156 Sportwagon (932_) 2.4 JTD (932BXF00)	841 N.000	06.03 - 05.06	2387	D	120 kW	22	16	

















156 Sportwagon (932_) 2.5 V6 24V (932A1)	AR 32401	02.97 - 09.03	2492	B	140 kW	26	45
156 Sportwagon (932_) 2.5 V6 24V (932B1100)	AR 32405	02.97 - 05.06	2492	B	141 kW	26	45
156 Sportwagon (932_) 3.2 GTA (932.BXB00)	932 A.000	03.02 - 05.06	3179	B	184 kW	27	50
159 (939_) 1.8 MPI (939AXL1A)	939 A4.000	06.05 - 11.11	1796	B	103 kW	21	12
159 (939_) 1.8 Tbi (939.AXN1B)	939 B1.000	03.09 - 12.12	1742	B	147 kW	24	28
159 (939_) 1.9 JTDM 16V (939AXC1B, 939AXC12)	939 A2.000	09.05 - 11.11	1910	D	110 kW	21	14
159 (939_) 1.9 JTDM 16V (939AXF1B, 939AXC1B)	937 A8.000	09.05 - 11.11	1910	D	100 kW	21	14
159 (939_) 1.9 JTDM 16V (939AXF1B, 939AXC1B)	939 A8.000	09.05 - 11.11	1910	D	100 kW	22	18
159 (939_) 1.9 JTDM 8V (939AXE1B)	939 A1.000	09.05 - 11.11	1910	D	88 kW	22	17
159 (939_) 1.9 JTDM 8V (939AXE1B, 939BXE1B, 939BXH1B)	937 A7.000	09.05 - 11.11	1910	D	85 kW	21	13
159 (939_) 1.9 JTS (939AXA1B)	939 A6.000	09.05 - 11.11	1859	B	118 kW	26	42
159 (939_) 2.0 JTDM (939AXP1B)	939 B3.000	05.09 - 11.11	1956	D	125 kW	24	28
159 (939_) 2.0 JTDM (939AXQ1B)	844 A2.000	05.09 - 11.11	1956	D	120 kW	24	27
159 (939_) 2.0 JTDM (939AXR1B)	939 B4.000	06.10 - 11.11	1956	D	100 kW	24	28
159 (939_) 2.2 JTS (939AXB1B, 939AXB11)	939 A5.000	09.05 - 11.11	2198	B	136 kW	26	42
159 (939_) 2.2 Q4 (939AXB1B, 939BXB1B)	939 A5.000	09.06 - 12.07	2198	B	136 kW	26	42
159 (939_) 2.4 JTDM (939AXD)	939 A9.000	07.07 - 11.11	2387	D	154 kW	21	14
159 (939_) 2.4 JTDM (939AXD12, 939AXD1B)	939 A3.000	09.05 - 11.11	2387	D	147 kW	21	14
159 (939_) 2.4 JTDM Q4 (939AXMB2)	939 A9.000	05.07 - 11.11	2387	D	154 kW	21	14
159 Sportwagon (939_) 1.8 MPI (939BXL1A)	939 A4.000	06.05 - 11.11	1796	B	103 kW	21	12
159 Sportwagon (939_) 1.8 Tbi (939BXN1B)	939 B1.000	07.09 - 11.11	1742	B	147 kW	24	28
159 Sportwagon (939_) 1.9 JTDM 16V (939BXC1B)	937 A8.000	03.06 - 11.11	1910	D	100 kW	21	14
159 Sportwagon (939_) 1.9 JTDM 16V (939BXC1B, 939BXC12)	939 A2.000	03.06 - 11.11	1910	D	110 kW	21	14
159 Sportwagon (939_) 1.9 JTDM 8V (939AXH1B, 939BXH1B)	937 A7.000	03.06 - 11.11	1910	D	85 kW	21	13
159 Sportwagon (939_) 1.9 JTDM 8V (939BXE1B)	939 A1.000	03.06 - 11.11	1910	D	88 kW	22	17
159 Sportwagon (939_) 1.9 JTS (939BXA1B)	939 A6.000	03.06 - 11.11	1859	B	118 kW	26	42
159 Sportwagon (939_) 2.0 JTDM (939BXP1B)	939 B3.000	07.09 - 11.11	1956	D	125 kW	24	28
159 Sportwagon (939_) 2.0 JTDM (939BXP1B)	844 A2.000	05.09 - 11.11	1956	D	120 kW	24	27
159 Sportwagon (939_) 2.0 JTDM (939BXR1B)	939 B4.000	06.10 - 11.11	1956	D	100 kW	24	28
159 Sportwagon (939_) 2.2 JTS (939BXB1B, 939BXB11)	939 A5.000	03.06 - 11.11	2198	B	136 kW	26	42
159 Sportwagon (939_) 2.4 JTDM (939BXM1B)	939 A9.000	05.07 - 12.12	2387	D	154 kW	21	14
159 Sportwagon (939_) 2.4 JTDM (939BXD1B, 939BXD12)	939 A3.000	03.06 - 11.11	2387	D	147 kW	21	14
159 Sportwagon (939_) 2.4 JTDM Q4 (939BXM2B)	939 A9.000	05.07 - 11.11	2387	D	154 kW	21	14
164 (164_) 2.0 (164A2C)	AR 06416	06.87 - 09.98	1962	B	102 kW	25	37
164 (164_) 2.0 (164A2C, 164A2L, 164A2H)	AR 06420	11.87 - 10.92	1962	B	105 kW	25	37
164 (164_) 2.0 (164A2C, 164A2L, 164A2H)	AR 64103	11.87 - 10.92	1995	B	105 kW	25	37
164 (164_) 2.0 Turbo (164A2B)	AR 06476	10.87 - 09.98	1995	B	128 kW	25	38
164 (164_) 2.0 Turbo (164A2B)	AR 06476	02.88 - 10.92	1995	B	129 kW	25	38
164 (164_) 2.0 Twin Spark (164.A2C, 164.A2L, 164A2H)	AR 06416	06.87 - 08.92	1962	B	105 kW	25	37
164 (164_) 2.0 Twin Spark (164.A2C, 164.A2L, 164A2H)	AR 06416	06.87 - 08.92	1962	B	105 kW	25	37
164 (164_) 2.0 Twin Spark (164.A2C, 164.A2L, 164A2H)	AR 06420	06.87 - 08.92	1962	B	105 kW	25	37
164 (164_) 2.0 Twin Spark (164.A2H, 164.A2)	AR 06420	06.87 - 09.92	1962	B	109 kW	25	37
164 (164_) 2.0 Twin Spark (164.A2H, 164.A2)	AR 64103	06.87 - 09.92	1995	B	109 kW	25	37
164 (164_) 2.0 Twin Spark (164.H3)	AR 64103	08.92 - 09.98	1995	B	106 kW	25	37
164 (164_) 2.0 Twin Spark (164A2)	AR 06420	06.87 - 09.92	1962	B	109 kW	25	37
164 (164_) 2.0 Twin Spark (164A2)	AR 64103	06.87 - 09.92	1995	B	109 kW	25	37
164 (164_) 2.0 Twin Spark (164A2C)	AR 06416	07.90 - 10.92	1962	B	106 kW	25	37
164 (164_) 2.0 Twin Spark (164A2C, 164A2L, 164A2H)	AR 06416	07.90 - 10.92	1962	B	105 kW	25	37
164 (164_) 2.0 Twin Spark (164A2C, 164A2L, 164A2H)	AR 06420	07.90 - 10.92	1962	B	105 kW	25	37
164 (164_) 3.0 (164A)	AR 06410	11.87 - 09.91	2959	B	138 kW	27	49
164 (164_) 3.0 (164AG)	AR 06410	09.90 - 12.93	2959	B	136 kW	27	49
164 (164_) 3.0 (164AG, 164H1)	AR 64304	09.93 - 12.95	2959	B	156 kW	27	50
164 (164_) 3.0 (164H1)	AR 64304	03.95 - 08.97	2959	B	170 kW	27	50
164 (164_) 3.0 (164H1)	AR 64304	04.93 - 02.95	2959	B	168 kW	27	50
164 (164_) 3.0 (164K1)	AR 66301	09.91 - 10.95	2959	B	152 kW	27	50
164 (164_) 3.0 (164K1G)	AR 66306	03.95 - 10.97	2959	B	157 kW	27	50
164 (164_) 3.0 24V (164.K1)	AR 64306	09.92 - 10.98	2959	B	155 kW	27	50
164 (164_) 3.0 24V (164.K1)	AR 66301	09.92 - 10.98	2959	B	155 kW	27	50
164 (164_) 3.0 24V (164.K1)	AR 66302	09.92 - 10.98	2959	B	155 kW	27	50
164 (164_) 3.0 24V (164K1G, 164K1F)	AR 66302	03.95 - 10.97	2959	B	154 kW	27	50
164 (164_) 3.0 24V (164K1M)	AR 64308	11.92 - 10.97	2959	B	150 kW	27	50
164 (164_) 3.0 24V Q4 (164.K1M, 164.K1C)	AR 64307	02.94 - 09.98	2959	B	170 kW	27	50








			<b>ccm</b>		<b>kw</b>		<b>1</b> POS
164 (164_) 3.0 24V Q4 (164.K1M, 164.K1C)	AR 64308	02.94 - 09.98	2959	B	170 kW	27	50
164 (164_) 3.0 24V QV (164.H1)	AR 64304	09.92 - 09.98	2959	B	171 kW	27	50
164 (164_) 3.0 24V QV Allrad (164K1H)	AR 64304	11.92 - 10.97	2959	B	171 kW	27	50
164 (164_) 3.0 24V QV Allrad (164K1H)	AR 64307	11.92 - 10.97	2959	B	171 kW	27	50
164 (164_) 3.0 V6 (164.A)	AR 06410	06.87 - 09.92	2959	B	141 kW	27	49
164 (164_) 3.0 i.e. QV (164.AG)	AR 06430	09.90 - 09.92	2959	B	147 kW	27	49
166 (936_) 2.0 T.Spark (936A3A_)	AR 34103	09.98 - 10.00	1970	B	114 kW	24	32
166 (936_) 2.0 T.Spark (936A3B00)	AR 36301	10.00 - 06.07	1970	B	110 kW	24	32
166 (936_) 2.4 JTD (936A2A_)	AR 34202	09.98 - 10.00	2387	D	100 kW	21	13
166 (936_) 2.4 JTD (936A2B_)	839 A6.000	10.00 - 06.07	2387	D	103 kW	22	15
166 (936_) 2.4 JTD (936AXA00, 936A3B00)	841 C000	04.02 - 06.07	2387	D	110 kW	21	13
166 (936_) 2.4 JTD (936AXC00, 936AXD01)	841 G.000	10.03 - 06.07	2387	D	129 kW	22	16
166 (936_) 2.4 JTD (936AXC00, 936AXD01)	841 H.000	10.03 - 06.07	2387	D	129 kW	22	16
166 (936_) 2.4 JTD (936AXD01, 936AXC00)	841 N.000	10.03 - 06.07	2387	D	120 kW	22	16
166 (936_) 2.5 V6 24V (936A21_)	AR 36201	10.00 - 06.07	2492	B	138 kW	26	45
166 (936_) 2.5 V6 24V (936A2_)	AR 34201	09.98 - 12.06	2492	B	140 kW	26	45
166 (936_) 3.0 V6 24V (936A1000, 936A1001)	AR 34301	09.98 - 06.07	2959	B	166 kW	27	50
166 (936_) 3.0 V6 24V (936A1000, 936A1001)	AR 34302	09.98 - 06.07	2959	B	166 kW	27	50
166 (936_) 3.0 V6 24V (936A11_)	AR 36101	05.99 - 06.07	2959	B	162 kW	27	50
166 (936_) 3.2 V6 24V (936AXB00, 936AXA00)	936 A.000	10.03 - 06.07	3179	B	176 kW	27	50
33 (905_) 1.3 (905.A1A, 905.A1C, 905.A1D, 905.A1F, 905.A1H)	AR 30168	10.84 - 12.89	1351	B	63 kW	21	11
33 (905_) 1.3 (905.A1A, 905.A1C, 905.A1D, 905.A1F, 905.A1H)	AR 30587	10.84 - 12.89	1351	B	63 kW	21	11
33 (905_) 1.3 (905AD1)	AR 30168	06.83 - 06.90	1351	B	66 kW	21	11
33 (905_) 1.3 (905AD1)	AR 30587	06.83 - 06.90	1351	B	66 kW	21	11
33 (905_) 1.5 (905.A2)	AR 30588	07.86 - 12.89	1490	B	75 kW	25	39
33 (905_) 1.5 (905.A2G)	AR 30520	06.83 - 12.86	1490	B	66 kW	25	39
33 (905_) 1.5 (905A2G)	AR 30520	07.87 - 06.90	1490	B	79 kW	25	39
33 (905_) 1.5 4x4 (905.A2)	AR 30588	07.86 - 12.89	1490	B	75 kW	25	39
33 (905_) 1.5 4x4 (905.A2A)	AR 30514	01.84 - 12.89	1490	B	70 kW	25	39
33 (905_) 1.5 4x4 (905.A2F)	AR 30520	01.85 - 09.86	1490	B	66 kW	25	39
33 (905_) 1.5 4x4 (905.A2M, 905.A2T)	AR 30146	09.86 - 12.89	1490	B	77 kW	25	39
33 (905_) 1.5 4x4 (905.A2M, 905.A2T)	AR 30588	09.86 - 12.89	1490	B	77 kW	25	39
33 (905_) 1.5 QV (905.A2N, 905.A2V)	AR 30146	06.84 - 12.89	1490	B	77 kW	25	39
33 (905_) 1.5 QV (905.A2N, 905.A2V)	AR 30508	06.84 - 12.89	1490	B	77 kW	25	39
33 (905_) 1.5 QV (905.A2N, 905.A2V)	AR 30588	06.84 - 12.89	1490	B	77 kW	25	39
33 (905_) 1.7 (905A2A)	AR 30550	01.86 - 12.89	1712	B	95 kW	26	43
33 (905_) 1.7 (905A3)	AR 30550	01.86 - 06.90	1712	B	87 kW	26	43
33 (905_) 1.7 QV (905.A3)	AR 30550	03.88 - 12.89	1712	B	84 kW	26	43
33 (907_) 1.2 (907A4)	AR 30743	07.90 - 09.92	1186	B	57 kW	21	11
33 (907_) 1.4 i.e. (907.A3A, 907.A3B)	AR 30753	06.91 - 09.94	1351	B	65 kW	21	11
33 (907_) 1.4 i.e. (907.A3A, 907.A3B)	AR 30753	06.91 - 09.94	1351	B	66 kW	21	11
33 (907_) 1.4 i.e. (907.A3A, 907.A3B)	AR 30755	06.91 - 09.94	1351	B	65 kW	21	11
33 (907_) 1.4 i.e. (907.A3A, 907.A3B)	AR 30755	06.91 - 09.94	1351	B	66 kW	21	11
33 (907_) 1.5 (907A2)	AR 30734	01.90 - 04.93	1490	B	77 kW	25	39
33 (907_) 1.5 i.e (907A2B)	AR 30751	01.90 - 09.94	1490	B	71 kW	25	39
33 (907_) 1.5 i.e. (907A2A)	AR 30750	07.90 - 08.91	1490	B	74 kW	25	39
33 (907_) 1.7 16V (907.A1B)	AR 30746	01.90 - 03.92	1712	B	101 kW	26	44
33 (907_) 1.7 16V (907.A1C)	AR 30747	01.90 - 09.94	1712	B	95 kW	26	44
33 (907_) 1.7 16V (907.A1C)	AR 30747	01.90 - 09.94	1712	B	97 kW	26	44
33 (907_) 1.7 16V 4x4 (907.A1G)	AR 30747	01.90 - 09.94	1712	B	95 kW	26	44
33 (907_) 1.7 16V 4x4 (907.A1G)	AR 30747	01.90 - 09.94	1712	B	97 kW	26	44
33 (907_) 1.7 16V 4x4 (907A1F)	AR 30746	01.90 - 09.94	1712	B	101 kW	26	44
33 (907_) 1.7 i.e. (907.A1A)	AR 30736	01.90 - 09.94	1712	B	79 kW	26	43
33 (907_) 1.7 i.e. (907.A1A)	AR 30737 A	04.92 - 09.94	1712	B	77 kW	26	43
33 (907_) 1.7 i.e. (907.A1A)	AR 30737	01.90 - 09.94	1712	B	79 kW	26	43
33 (907_) 1.7 i.e. 4x4 (907.A1G)	AR 30736	01.90 - 09.94	1712	B	79 kW	26	43
33 (907_) 1.7 i.e. 4x4 (907.A1G)	AR 30737	01.90 - 09.94	1712	B	79 kW	26	43
33 Sportwagon (905_) 1.4 (905A1H)	AR 30587	01.84 - 12.88	1351	B	66 kW	21	11
33 Sportwagon (905_) 1.5 (905A)	AR 30514	09.84 - 12.87	1490	B	70 kW	25	39
33 Sportwagon (905_) 1.5 (905A)	AR 30520	09.84 - 12.86	1490	B	66 kW	25	39
33 Sportwagon (905_) 1.5 (905A2N)	AR 30146	12.86 - 12.89	1490	B	77 kW	25	39
33 Sportwagon (905_) 1.5 (905A2N)	AR 30508	12.86 - 12.89	1490	B	77 kW	25	39



							
33 Sportwagon (905_) 1.5 (905A2N)	AR 30588	12.86 - 12.89	1490	B	77 kW	25	39
33 Sportwagon (905_) 1.5 (905A2U)	AR 30588	12.86 - 12.89	1490	B	75 kW	25	39
33 Sportwagon (905_) 1.5 4x4 (905.A2B, 905.A2C)	AR 30520	09.84 - 12.86	1490	B	66 kW	25	39
33 Sportwagon (905_) 1.5 4x4 (905.A2U)	AR 30146	12.86 - 03.89	1490	B	77 kW	25	39
33 Sportwagon (905_) 1.5 4x4 (905.A2U)	AR 30508	12.86 - 03.89	1490	B	77 kW	25	39
33 Sportwagon (905_) 1.5 4x4 (905.A2U)	AR 30588	12.86 - 03.89	1490	B	77 kW	25	39
33 Sportwagon (905_) 1.5 4x4 (905A2S, 905A2U)	AR 30588	12.86 - 12.89	1490	B	75 kW	25	39
33 Sportwagon (905_) 1.7 (905B3C)	AR 30550	03.88 - 12.89	1712	B	87 kW	26	43
33 Sportwagon (905_) 1.7 i.e. 4x4 (905A3G, 905B3F)	AR 30737	09.88 - 12.89	1712	B	77 kW	26	43
33 Sportwagon (907_) 1.4 i.e. (907B3B)	AR 30753	06.91 - 09.94	1351	B	65 kW	21	11
33 Sportwagon (907_) 1.4 i.e. (907B3B)	AR 30753	06.91 - 09.94	1351	B	66 kW	21	11
33 Sportwagon (907_) 1.4 i.e. (907B3B)	AR 30755	06.91 - 09.94	1351	B	65 kW	21	11
33 Sportwagon (907_) 1.4 i.e. (907B3B)	AR 30755	06.91 - 09.94	1351	B	66 kW	21	11
33 Sportwagon (907_) 1.4 i.e. 4x4 (907B3)	AR 30755	07.90 - 09.94	1351	B	66 kW	21	11
33 Sportwagon (907_) 1.5 i.e (907B2B)	AR 30751	01.90 - 09.94	1490	B	71 kW	25	39
33 Sportwagon (907_) 1.7 16V (907.B1G)	AR 30747	01.90 - 09.94	1712	B	97 kW	26	44
33 Sportwagon (907_) 1.7 16V (907.B1G)	AR 30747	01.90 - 09.94	1712	B	95 kW	26	44
33 Sportwagon (907_) 1.7 16V (907B1B)	AR 30746	07.90 - 09.94	1712	B	101 kW	26	44
33 Sportwagon (907_) 1.7 16V 4x4 (907.B1H)	AR 30747	01.90 - 03.92	1712	B	97 kW	26	44
33 Sportwagon (907_) 1.7 16V 4x4 (907.B1H)	AR 30747	01.90 - 09.94	1712	B	95 kW	26	44
33 Sportwagon (907_) 1.7 16V 4x4 (907B1H)	AR 30746	07.90 - 09.94	1712	B	101 kW	26	44
33 Sportwagon (907_) 1.7 i.e. (907.B1A)	AR 30736	01.90 - 03.92	1712	B	79 kW	26	43
33 Sportwagon (907_) 1.7 i.e. (907.B1A)	AR 30737	01.90 - 03.92	1712	B	79 kW	26	43
33 Sportwagon (907_) 1.7 i.e. (907.B1A)	AR 30737	04.92 - 09.94	1712	B	77 kW	26	43
33 Sportwagon (907_) 1.7 i.e. (907.B1A)	AR 30737	03.92 - 09.94	1712	B	80 kW	26	43
33 Sportwagon (907_) 1.7 i.e. 4x4 (907.B1E)	AR 30736	01.90 - 03.92	1712	B	79 kW	26	43
33 Sportwagon (907_) 1.7 i.e. 4x4 (907.B1E)	AR 30737	01.90 - 03.92	1712	B	79 kW	26	43
33 Sportwagon (907_) 1.7 i.e. 4x4 (907B1D)	AR 30737	04.92 - 09.94	1712	B	77 kW	26	43
75 (162_) 1.6 (162.B2B, 162.B2C)	AR 06100	05.85 - 09.89	1567	B	81 kW	20	6
75 (162_) 1.8 (162.B1A, 162.B1B)	AR 06202	09.85 - 06.89	1779	B	85 kW	21	10
75 (162_) 1.8 (162.B1H)	AR 67101	08.89 - 02.92	1773	B	95 kW	25	40
75 (162_) 2.0 T.S Cat (162.B4A)	AR 06224	05.85 - 02.92	1962	B	109 kW	25	37
75 (162_) 2.0 T.S. (162.4CB, 162.B4, 162.B4A)	AR 06166	01.87 - 02.92	1962	B	107 kW	25	37
75 (162_) 2.0 T.S. (162.4CB, 162.B4, 162.B4A)	AR 06224	01.87 - 02.92	1962	B	107 kW	25	37
90 (162_) 1.8 (162.A1A)	AR 06202	10.84 - 07.87	1779	B	85 kW	21	10
90 (162_) 1.8 (162A1)	AR 06202	10.84 - 07.87	1779	B	89 kW	21	10
ALFASUD (901_) 1.2 (901.D0, 901.D1)	AR 30102	06.72 - 09.84	1186	B	46 kW	21	11
ALFASUD (901_) 1.2 (901.D5)	AR 30102	03.80 - 09.84	1186	B	44 kW	21	11
ALFASUD (901_) 1.2 ti	AR 30104	11.73 - 09.84	1186	B	50 kW	21	11
ALFASUD (901_) 1.3 (901.F0)	AR 30180	05.78 - 04.80	1286	B	50 kW	21	11
ALFASUD (901_) 1.3 ti (901.G0)	AR 30184	09.77 - 09.84	1286	B	55 kW	21	11
ALFASUD (901_) 1.3 ti (901.G4)	AR 30168	07.79 - 06.84	1351	B	63 kW	21	11
ALFASUD (901_) 1.5 ti (901.F1, 901.F4, 901.G1)	AR 30124	01.79 - 09.84	1490	B	61 kW	25	39
ALFASUD (901_) 1.5 ti (901F1)	AR 30124	04.78 - 04.80	1490	B	64 kW	25	39
ALFASUD (901_) 1.5 ti (901G5A, 901F4D)	AR 30128	05.80 - 06.84	1490	B	70 kW	25	39
ALFASUD (901_) 1.5 ti Sprint (901G5A, 901G5C, 901F4D)	AR 30146	01.83 - 06.85	1490	B	77 kW	25	39
ALFASUD Giardinetta (904_) 1.2 (904A)	AR 30102	01.78 - 12.81	1186	B	46 kW	21	11
ALFASUD Giardinetta (904_) 1.3 (904B)	AR 30180	01.78 - 07.79	1286	B	48 kW	21	11
ALFASUD Sprint (902_) 1.3 (902.A0)	AR 30184	09.76 - 07.79	1286	B	55 kW	21	11
ALFASUD Sprint (902_) 1.3 (902A)	AR 30168	07.79 - 12.89	1351	B	63 kW	21	11
ALFASUD Sprint (902_) 1.5 (902.A1)	AR 30124	05.78 - 12.81	1490	B	61 kW	25	39
ALFASUD Sprint (902_) 1.5 (902.A5)	AR 30128	07.79 - 01.87	1490	B	70 kW	25	39
ALFASUD Sprint (902_) 1.5 (902A5C, 902A5B)	AR 30146	01.80 - 12.89	1490	B	75 kW	25	39
ALFASUD Sprint (902_) 1.5 (902C)	AR 30146	03.82 - 12.88	1490	B	77 kW	25	39
ALFASUD Sprint (902_) 1.7 (902C2E)	AR 30550	03.87 - 12.89	1712	B	87 kW	26	43
ALFETTA (116_) 1.6 (116.B1A)	AR 01600	01.75 - 12.84	1567	B	79 kW	20	6
ALFETTA (116_) 1.8 (116.B2)	AR 01678	10.79 - 12.84	1779	B	90 kW	21	10
ALFETTA (116_) 1.8 (11608)	AR 01608	10.79 - 12.84	1779	B	89 kW	21	10
ALFETTA (116_) 1.8 (11608, 11642)	AR 01608 X	07.74 - 04.82	1779	B	85 kW	21	10
ALFETTA (116_) 2.0 (116.55F, 116.56F, 116.55N, 116.56N)	AR 01655	07.78 - 12.84	1962	B	97 kW	25	36
ALFETTA GT (116_) 1.6 (11604)	AR 01600	01.76 - 09.82	1567	B	79 kW	20	6
ALFETTA GT (116_) 1.8 (11610)	AR 01608 X	01.74 - 12.76	1779	B	85 kW	21	10

			<b>ccm</b>		<b>kw</b>		<b>1</b> POS
ALFETTA GT (116_) 1.8 (11610, 11654)	AR 01608	06.74 - 12.76	1779	B	89 kW	21	10
ALFETTA GT (116_) 2.0 (11636, 11610)	AR 01655	06.77 - 12.84	1962	B	96 kW	25	36
AR 6 Kasten (280_) 2.4 D (280)	8144.61.200	04.85 - 02.86	2445	D	53 kW	26	47
AR 6 Kasten (280_) 2.4 TD (280)	8144.21.220	09.86 - 12.89	2445	D	68 kW	26	48
AR 6 Kasten (280_) 2.5 D (280)	8144.67.220	03.86 - 12.89	2499	D	55 kW	26	48
AR 8 Kasten (280_) 2.4 D (280)	8140.61.200	04.78 - 08.86	2445	D	53 kW	26	47
AR 8 Kasten (280_) 2.4 TD (280)	8140.21.200	04.85 - 12.89	2445	D	68 kW	26	47
AR 8 Kasten (280_) 2.5 D (280)	8144.67.220	09.86 - 12.89	2499	D	55 kW	26	48
AR 8 Pritsche/Fahrgestell (280_) 2.4 D (280)	8140.61.200	04.78 - 08.86	2445	D	53 kW	26	47
AR 8 Pritsche/Fahrgestell (280_) 2.4 TD (280)	8140.21.200	04.85 - 12.88	2445	D	68 kW	26	47
AR 8 Pritsche/Fahrgestell (280_) 2.5 D (280)	8144.67.220	09.86 - 12.89	2499	D	55 kW	26	48
ARNA (920_) 1.2 (920.AA)	AR 31000	01.85 - 12.86	1186	B	44 kW	21	11
ARNA (920_) 1.2 (920.AB, 920.AC)	AR 30500	01.85 - 12.86	1186	B	50 kW	21	11
ARNA (920_) 1.2 (920.AC, 920.AA)	AR 30102	03.83 - 12.86	1186	B	46 kW	21	11
ARNA (920_) 1.3 TI (920.A1B)	AR 30168	03.83 - 12.86	1351	B	63 kW	21	11
ARNA (920_) 1.3 TI (920.A1B)	AR 31010	03.83 - 12.86	1351	B	63 kW	21	11
ARNA (920_) 1.5 (920.AC)	AR 30146	05.85 - 12.86	1490	B	77 kW	25	39
BERLINA (105_) 1750	AR 01608	09.68 - 12.72	1779	B	87 kW	21	10
BRERA (939_) 1.8 TBi (939DXN1B)	939 B1.000	05.09 - 05.11	1742	B	147 kW	24	28
BRERA (939_) 2.0 JTDM (939DXP1B)	939 B3.000	05.09 - 06.10	1956	D	125 kW	24	28
BRERA (939_) 2.0 JTDM (939DXQ1B)	844 A2.000	03.08 - 06.10	1956	D	120 kW	24	27
BRERA (939_) 2.2 JTS (939.DXB11)	939 A5.000	01.06 - 05.11	2198	B	136 kW	26	42
BRERA (939_) 2.4 JTDM 20V (939DXD1B, 939DXD12)	939 A3.000	01.06 - 03.11	2387	D	147 kW	21	14
BRERA (939_) 2.4 JTDM 20V (939DXD1B, 939DXM1B)	939 A9.000	05.07 - 03.11	2387	D	154 kW	21	14
GIULIA (105_) 1300 Super (115)	AR 00530	01.74 - 12.78	1290	B	64 kW	20	5
GIULIA GT (105_) 1300 Super	AR 00530	01.74 - 12.78	1290	B	64 kW	20	5
GIULIETTA (116_) 1.3 (116.44A)	AR 01644	10.77 - 06.83	1357	B	66 kW	21	10
GIULIETTA (116_) 1.6 (116)	AR 01600	10.77 - 05.85	1567	B	78 kW	20	6
GIULIETTA (116_) 1.6 (116.50B)	AR 01600	10.77 - 04.85	1567	B	79 kW	20	6
GIULIETTA (116_) 1.8 (116.AA, 116.AB)	AR 01678	04.79 - 04.85	1779	B	90 kW	21	10
GIULIETTA (116_) 1.8 (116.AA, 116.AB)	AR 01678	06.83 - 07.85	1779	B	88 kW	21	10
GIULIETTA (116_) 2.0 (116.A1A)	AR 01655	06.80 - 04.85	1962	B	96 kW	25	36
GIULIETTA (116_) 2.0 (116.A1A)	AR 11671	06.80 - 04.85	1962	B	96 kW	25	36
GIULIETTA (940_) 1.4 BiFuel (940FXA1A, 940FXT1A)	198 A4.000	12.11 - 02.17	1368	B/G	88 kW	20	3
GIULIETTA (940_) 1.4 TB (940FXA1A, 940FXT1A)	198 A4.000	04.10 - 12.20	1368	B	88 kW	20	3
GIULIETTA (940_) 1.6 JTDM (940FXD1A)	940 A3.000	04.10 - 02.16	1598	D	77 kW	21	8
GIULIETTA (940_) 2.0 JTDM (940.FXL1A)	940 A5.000	04.10 - 12.20	1956	D	103 kW	24	27
GIULIETTA Kasten/Schrägheck (940_) 1.4 (940FXA1A)	198 A4.000	04.11 - 02.16	1368	B	88 kW	20	3
GIULIETTA Kasten/Schrägheck (940_) 1.6 JTDM (940FXD1A)	940 A3.000	04.11 - 02.16	1598	D	77 kW	21	8
GIULIETTA Kasten/Schrägheck (940_) 2.0 JTDM (940FXL1A)	940 A5.000	07.13 - 02.16	1956	D	103 kW	24	27
GT (105_) 1300 Junior (105)	AR 00530	01.66 - 12.77	1290	B	64 kW	20	5
GT (105_) A 1600 (105)	AR 10538	01.65 - 12.70	1570	B	83 kW	20	7
GT (937_) 1.8 TS (937CXR1A)	AR 32205	11.03 - 09.10	1747	B	103 kW	22	20
GT (937_) 1.9 JTD (937CXN1B)	937 A5.000	11.03 - 09.10	1910	D	110 kW	21	14
GT (937_) 1.9 JTD (937CXN1B, 937CXZ1B)	937 A6.000	05.08 - 09.10	1910	D	125 kW	21	14
GT (937_) 2.0 (937CXT1A)	932 A2.000	09.06 - 12.08	1970	B	110 kW	24	32
GT (937_) 2.0 JTS (937CXH11, 937CXH1A, 937CXT1A)	932 A2.000	12.06 - 09.10	1970	B	119 kW	24	32
GT (937_) 2.0 JTS (937CXH1A, 937CXH11)	932 A2.000	11.03 - 09.10	1970	B	121 kW	24	32
GT (937_) 2.0 JTS (937CXH1A, 937CXH11)	937 A1.000	11.03 - 09.10	1970	B	121 kW	24	30
GT (937_) 3.2 GTA (937CXP1B)	936 A.000	11.03 - 09.10	3179	B	176 kW	27	50
GT (937_) 3.2 JTS (937CXP1B)	936 A.000	09.06 - 12.07	3179	B	177 kW	27	50
GTV (116_) 2.0 (11636)	AR 01655	07.78 - 01.86	1962	B	96 kW	25	36
GTV (916_) 1.8 16V (916C3)	AR 32201	05.98 - 10.05	1747	B	106 kW	22	20
GTV (916_) 2.0 JTS (916CXA00)	937 A1.000	04.03 - 10.05	1970	B	121 kW	24	30
GTV (916_) 2.0 T.SPARK 16V (916.C2_, 916C2C00)	AR 16201	06.95 - 10.05	1970	B	110 kW	24	30
GTV (916_) 2.0 T.SPARK 16V (916.C2_, 916C2C00)	AR 32310	06.95 - 10.05	1970	B	110 kW	24	30
GTV (916_) 2.0 T.SPARK 16V (916C2C)	AR 32301	09.97 - 03.03	1970	B	114 kW	24	30
GTV (916_) 3.0 V6 24V (916.C1)	AR 16102	10.96 - 07.02	2959	B	162 kW	27	50
GTV (916_) 3.0 V6 24V (916.C1B_)	AR 16105	10.00 - 10.05	2959	B	160 kW	27	50
GTV (916_) 3.2 V6 24V (916CXB00)	936 A6.000	04.03 - 10.05	3179	B	176 kW	27	50
MITO (955_) 1.3 MultiJet (955AXH1B, 955AXT1A)	199 A3.000	08.08 - 08.10	1248	D	66 kW	20	1
MITO (955_) 1.3 MultiJet (955AXP1A, 955AYC1A)	199 B1.000	09.09 - 10.18	1248	D	70 kW	20	1



							
			ccm				
MITO (955_) 1.3 MultiJet (955AXT1A)	199 B4.000	01.11 - 12.15	1248	D	62 kW	20	1
MITO (955_) 1.3 MultiJet (955AXT1A, 955AYA1A)	199 B8.000	12.13 - 12.15	1248	D	59 kW	20	2
MITO (955_) 1.4 (955.AXB1B, 955.AXU1A)	350 A1.000	03.11 - 10.18	1368	B	57 kW	20	4
MITO (955_) 1.4 Bifuel (955.AXG1A)	198 A4.000	04.16 - 10.18	1368	B/G	88 kW	20	3
MITO (955_) 1.4 Bifuel (955.AXG1A)	198 A4.000	01.09 - 08.16	1368	B/G	88 kW	20	3
MITO (955_) 1.4 TJet (955.AXD1B)	198 A1.000	09.08 - 06.11	1368	B	110 kW	20	3
MITO (955_) 1.4 TJet (955.AXG1A)	198 A4.000	08.08 - 08.13	1368	B	88 kW	20	3
MITO (955_) 1.6 JTDM (955.AXC1B)	198 A2.000	08.08 - 08.15	1598	D	88 kW	21	8
MITO (955_) 1.6 JTDM (955.AXC1B)	955 A3.000	08.08 - 08.15	1598	D	88 kW	21	9
MITO (955_) 1.6 JTDM (955.AXE1B)	955 A4.000	08.08 - 08.15	1598	D	85 kW	21	9
SPIDER (105_) 1300 (10591)	AR 00530	01.68 - 12.77	1290	B	64 kW	20	5
SPIDER (105_) 1600 (10503)	AR 01600	03.66 - 12.68	1567	B	80 kW	20	6
SPIDER (115_) 2.0 (115A1A)	AR 01588	09.89 - 12.90	1962	B	89 kW	25	36
SPIDER (115_) 2.0 (115A1A)	AR 01588	09.82 - 12.93	1962	B	86 kW	25	36
SPIDER (115_) 2000 (115A1A)	AR 01588	01.90 - 12.93	1962	B	88 kW	25	36
SPIDER (916_) 1.8 16V (916S3)	AR 32201	05.98 - 04.05	1747	B	106 kW	22	20
SPIDER (916_) 2.0 JTS (916SXA00)	937 A1.000	04.03 - 04.05	1970	B	121 kW	24	30
SPIDER (916_) 2.0 T.SPARK 16V (916S2B)	AR 32301	05.98 - 08.00	1970	B	114 kW	24	30
SPIDER (916_) 2.0 T.SPARK 16V (916S2C00)	AR 16201	06.95 - 04.05	1970	B	110 kW	24	30
SPIDER (916_) 2.0 T.SPARK 16V (916S2C00)	AR 32310	06.95 - 04.05	1970	B	110 kW	24	30
SPIDER (916_) 3.0 V6 (916S1B00)	AR 16105	09.94 - 04.05	2959	B	160 kW	27	50
SPIDER (916_) 3.0 V6 24V (916S1)	AR 16102	01.99 - 10.03	2959	B	162 kW	27	50
SPIDER (916_) 3.2 V6 24V (916SXB00)	936 A6.000	04.03 - 04.05	3179	B	176 kW	27	50
SPIDER (939_) 1.8 Tbi (939DXN1B)	939 B1.000	05.09 - 03.11	1742	B	147 kW	24	28
SPIDER (939_) 2.0 JTDM (939DXP1B, 939EXP1B)	939 B3.000	05.09 - 06.10	1956	D	125 kW	24	28
SPIDER (939_) 2.0 JTDM (939DXQ1B)	844 A2.000	04.09 - 03.11	1956	D	120 kW	24	27
SPIDER (939_) 2.2 JTS (939EXB1B, 939EXB11)	939 A5.000	03.06 - 03.11	2198	B	136 kW	26	42
SPIDER (939_) 2.4 JTDM (939DXM1B, 939EXM1B)	939 A9.000	03.08 - 03.11	2387	D	154 kW	21	14
SPIDER (939_) 2.4 JTDM (939EXD1B, 939EXD12)	939 A3.000	03.06 - 03.11	2387	D	147 kW	21	14



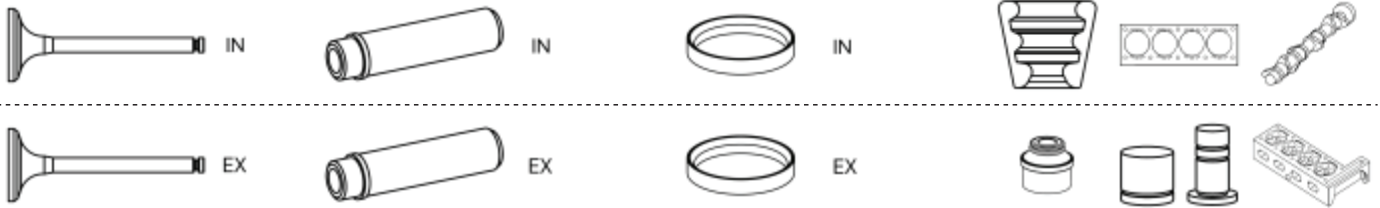


ENGINE		ccm	kW		1 POS	ENGINE		ccm	kW		1 POS				
182 B9.000	82,000	4	1910	74 - 77 kW	D	21	13	AR 06224	84,000	4	1962	107 - 109 kW	B	25	37
192 A5.000	82,000	4	1910	103 kW	D	21	14	AR 06410	93,000	6	2959	136 - 141 kW	B	27	49
192 B1.000	82,000	4	1910	100 kW	D	21	14	AR 06416	84,000	4	1962	102 - 106 kW	B	25	37
198 A1.000	72,000	4	1368	110 kW	B	20	3	AR 06420	84,000	4	1962	105 - 109 kW	B	25	37
198 A2.000	79,500	4	1598	88 kW	D	21	8	AR 06430	93,000	6	2959	147 kW	B	27	49
198 A4.000	72,000	4	1368	88 kW	B/G	20	3	AR 06476	84,000	4	1995	128 - 129 kW	B	25	38
198 A5.000	83,000	4	1956	121 kW	D	24	27	AR 10502	78,000	4	1570	68 - 76 kW	B	20	6
199 A3.000	69,600	4	1248	66 kW	D	20	1	AR 10512	84,000	4	1962	96 kW	B	25	36
199 B1.000	69,600	4	1248	70 kW	D	20	1	AR 10538	78,100	4	1570	83 kW	B	20	7
199 B4.000	69,600	4	1248	62 kW	D	20	1	AR 10548	80,000	4	1779	83 - 90 kW	B	21	10
199 B8.000	69,600	4	1248	59 kW	D	20	2	AR 11633	84,000	4	1962	82 - 96 kW	B	25	36
350 A1.000	72,000	4	1368	57 kW	B	20	4	AR 11644	80,000	4	1357	66 - 70 kW	B	21	10
8140.21.200	93,000	4	2445	68 kW	D	26	47	AR 11650	78,000	4	1570	80 kW	B	20	6
8140.61.200	93,000	4	2445	53 kW	D	26	47	AR 11655	84,000	4	1962	94 - 109 kW	B	25	36
8144.21.220	93,000	4	2445	68 kW	D	26	48	AR 11671	84,000	4	1962	96 kW	B	25	36
8144.61.200	93,000	4	2445	53 kW	D	26	47	AR 16102	93,000	6	2959	162 kW	B	27	50
8144.67.220	93,000	4	2499	55 kW	D	26	48	AR 16105	93,000	6	2959	160 kW	B	27	50
839 A6.000	82,000	5	2387	103 kW	D	22	15	AR 16201	83,000	4	1970	110 kW	B	24	30
841 C000	82,000	5	2387	110 kW	D	21	13	AR 30102	80,000	4	1186	44 - 46 kW	B	21	11
841 G.000	82,000	5	2387	129 kW	D	22	16	AR 30104	80,000	4	1186	50 kW	B	21	11
841 H.000	82,000	5	2387	129 kW	D	22	16	AR 30124	84,000	4	1490	61 - 64 kW	B	25	39
841 N.000	82,000	5	2387	120 - 147 kW	D	22	16	AR 30128	84,000	4	1490	70 kW	B	25	39
844 A2.000	83,000	4	1956	120 kW	D	24	27	AR 30146	84,000	4	1490	75 - 77 kW	B	25	39
932 A.000	93,000	6	3179	184 kW	B	27	50	AR 30168	80,000	4	1351	63 - 66 kW	B	21	11
932 A2.000	83,000	4	1970	110 - 121 kW	B	24	32	AR 30180	80,000	4	1286	48 - 50 kW	B	21	11
936 A.000	93,000	6	3179	176 - 184 kW	B	27	50	AR 30184	80,000	4	1286	55 kW	B	21	11
936 A6.000	93,000	6	3179	176 kW	B	27	50	AR 30500	80,000	4	1186	44 - 50 kW	B	21	11
937 A1.000	83,000	4	1970	119 - 122 kW	B	24	30	AR 30508	84,000	4	1490	77 kW	B	25	39
937 A2.000	82,000	4	1910	81 - 88 kW	D	21	13	AR 30514	84,000	4	1490	70 kW	B	25	39
937 A3.000	82,000	4	1910	88 kW	D	21	13	AR 30520	84,000	4	1490	66 - 79 kW	B	25	39
937 A4.000	82,000	4	1910	93 - 103 kW	D	21	14	AR 30550	87,000	4	1712	84 - 95 kW	B	26	43
937 A5.000	82,000	4	1910	110 kW	D	21	14	AR 30578	87,000	4	1712	79 kW	B	26	43
937 A6.000	82,000	4	1910	125 kW	D	21	14	AR 30587	80,000	4	1351	63 - 66 kW	B	21	11
937 A7.000	82,000	4	1910	85 kW	D	21	13	AR 30588	84,000	4	1490	75 - 77 kW	B	25	39
937 A8.000	82,000	4	1910	100 - 100 kW	D	21	14	AR 30732	80,000	4	1351	66 kW	B	21	11
939 A1.000	82,000	4	1910	88 kW	D	22	17	AR 30734	84,000	4	1490	77 kW	B	25	39
939 A2.000	82,000	4	1910	110 kW	D	21	14	AR 30736	87,000	4	1712	79 - 81 kW	B	26	43
939 A3.000	82,000	5	2387	147 - 154 kW	D	21	14	AR 30737 A	87,000	4	1712	77 - 79 kW	B	26	43
939 A4.000	80,500	4	1796	96 - 103 kW	B	21	12	AR 30737	87,000	4	1712	77 - 80 kW	B	26	43
939 A5.000	86,000	4	2198	136 kW	B	26	42	AR 30738	84,000	4	1490	70 - 77 kW	B	25	39
939 A6.000	86,000	4	1859	118 kW	B	26	42	AR 30740	87,000	4	1712	77 kW	B	26	43
939 A8.000	82,000	4	1910	100 kW	D	22	18	AR 30743	80,000	4	1186	57 kW	B	21	11
939 A9.000	82,000	5	2387	154 kW	D	21	14	AR 30746	87,000	4	1712	101 kW	B	26	44
939 B1.000	83,000	4	1742	147 kW	B	24	28	AR 30747	87,000	4	1712	95 - 97 kW	B	26	44
939 B3.000	83,000	4	1956	125 kW	D	24	28	AR 30750	84,000	4	1490	74 kW	B	25	39
939 B4.000	83,000	4	1956	100 kW	D	24	28	AR 30751	84,000	4	1490	71 - 72 kW	B	25	39
939 B5.000	83,000	4	1956	125 kW	D	24	29	AR 30753	80,000	4	1351	65 - 66 kW	B	21	11
940 A3.000	79,500	4	1598	77 kW	D	21	8	AR 30755	80,000	4	1351	65 - 66 kW	B	21	11
940 A5.000	83,000	4	1956	103 kW	D	24	27	AR 31000	80,000	4	1186	44 - 47 kW	B	21	11
955 A3.000	79,500	4	1598	88 kW	D	21	9	AR 31010	80,000	4	1351	63 kW	B	21	11
955 A4.000	79,500	4	1598	85 kW	D	21	9	AR 32101	82,000	4	1598	88 kW	B	22	19
AR 00530	74,000	4	1290	64 - 65 kW	B	20	5	AR 32102	82,000	4	1598	82 - 88 kW	B	22	20
AR 01588	84,000	4	1962	86 - 88 kW	B	25	36	AR 32103	82,000	4	1598	81 - 88 kW	B	23	21
AR 01600	78,000	4	1567	78 - 80 kW	B	20	6	AR 32104	82,000	4	1598	88 kW	B	23	22
AR 01608 X	80,000	4	1779	85 kW	B	21	10	AR 32201	82,000	4	1747	106 kW	B	22	20
AR 01608	80,000	4	1779	87 - 89 kW	B	21	10	AR 32205	82,000	4	1747	103 kW	B	22	20
AR 01644	80,000	4	1357	66 - 70 kW	B	21	10	AR 32301	83,000	4	1970	114 kW	B	24	30
AR 01655	84,000	4	1962	96 kW	B	25	36	AR 32302	82,000	4	1910	77 kW	D	21	13
AR 01678	80,000	4	1779	88 - 90 kW	B	21	10	AR 32303	83,000	4	1970	110 - 118 kW	B	24	31
AR 06100	78,000	4	1567	81 kW	B	20	6	AR 32310	83,000	4	1970	110 - 114 kW	B	24	30
AR 06166	84,000	4	1962	107 kW	B	25	37	AR 32401	88,000	6	2492	140 kW	B	26	45
AR 06202	80,000	4	1779	85 - 89 kW	B	21	10	AR 32402	88,000	6	2492	140 - 141 kW	B	26	45



# ALFA ROMEO

ENGINE			ccm	kW			1 POS	ENGINE			ccm	kW			1 POS
AR 32405	88,000	6	2492	141 kW	B	26	45	AR 64307	93,000	6	2959	170 kW	B	27	50
AR 32501	82,000	5	2387	99 - 100 kW	D	21	13	AR 64308	93,000	6	2959	150 - 170 kW	B	27	50
AR 33201	84,000	4	1596	76 kW	B	25	39	AR 66301	93,000	6	2959	152 - 155 kW	B	27	50
AR 33401	87,000	4	1712	95 kW	B	26	44	AR 66302	93,000	6	2959	151 - 155 kW	B	27	50
AR 33501	80,000	4	1351	66 kW	B	21	11	AR 66304	93,000	6	2959	169 - 171 kW	B	27	50
AR 33503	82,000	4	1370	76 kW	B	23	23	AR 66306	93,000	6	2959	157 kW	B	27	50
AR 33601	82,600	4	1929	66 - 68 kW	D	23	26	AR 67101	84,000	4	1773	93 - 95 kW	B	25	40
AR 34103	83,000	4	1970	114 kW	B	24	32	AR 67102	84,000	4	1773	93 - 95 kW	B	25	37
AR 34201	88,000	6	2492	140 kW	B	26	45	AR 67103	83,400	4	1748	83 kW	B	25	34
AR 34202	82,000	5	2387	100 kW	D	21	13	AR 67105	83,500	4	1748	83 - 85 kW	B	25	35
AR 34301	93,000	6	2959	166 kW	B	27	50	AR 67106	82,000	4	1747	103 kW	B	22	20
AR 34302	93,000	6	2959	166 kW	B	27	50	AR 67199	82,000	4	1747	103 kW	B	23	25
AR 36101	93,000	6	2959	162 kW	B	27	50	AR 67201	84,000	4	1995	104 - 106 kW	B	25	37
AR 36201	88,000	6	2492	138 kW	B	26	45	AR 67202	84,000	4	1995	104 - 106 kW	B	25	37
AR 36202	82,000	5	2387	103 kW	D	21	13	AR 67203	84,000	4	1995	137 - 140 kW	B	25	41
AR 36301	83,000	4	1970	110 kW	B	24	32	AR 67204	83,000	4	1970	110 kW	B	24	30
AR 37101	82,000	4	1910	81 kW	D	21	13	AR 67299	83,000	4	1970	110 - 114 kW	B	24	33
AR 37203	82,000	4	1598	77 kW	B	23	23	AR 67402	84,000	4	1756	77 kW	B	25	37
AR 38201	82,000	4	1598	88 kW	B	23	21	AR 67501	82,600	4	1929	66 - 68 kW	D	23	26
AR 38401	82,000	4	1747	103 kW	B	23	21	AR 67502	82,600	4	1929	66 - 68 kW	D	23	26
AR 38501	82,000	4	1370	76 kW	B	23	24	AR 67601	82,000	4	1598	88 kW	B	22	20
AR 64103	84,000	4	1995	106 kW	B	25	37	VM-425 CHIEA 08 B	92,000	4	2499	90 kW	D	26	46
AR 64304	93,000	6	2959	156 - 171 kW	B	27	50	VM-425 SLIRA	92,000	4	2500	86 kW	D	26	46
AR 64306	93,000	6	2959	132 - 170 kW	B	27	50								



## 69,600 mm

1

199 A3.000 , 199 B1.000 , 199 B4.000 ,

**852011-4**

21,90 x 6,00 x 109,20 x 45°

**882078-4**

10,035 x 6,00 x 43,00 | IN | EX

M-6

**882102-4**

13,57 x 8,00 x 67,90 | IN | EX

**862096-4**

22,50 x 6,00 x 109,20 x 45°

## 69,600 mm

2

199 B8.000 ,

**852011-4**

21,90 x 6,00 x 109,20 x 45°

**882078-4**

10,035 x 6,00 x 43,00 | IN | EX

**882102-4**

13,57 x 8,00 x 67,90 | IN | EX

## 72,000 mm

3

198 A1.000 , 198 A4.000 ,

M-6

## 72,000 mm

4

350 A1.000 ,

M-5

## 74,000 mm

5

AR 00530 ,

R-9

## 78,000 mm

6

AR 01600 , AR 06100 , AR 10502 , AR 11650 ,

**880121-4**

14,03 x 9,00 x 54,00 | EX

## 78,100 mm

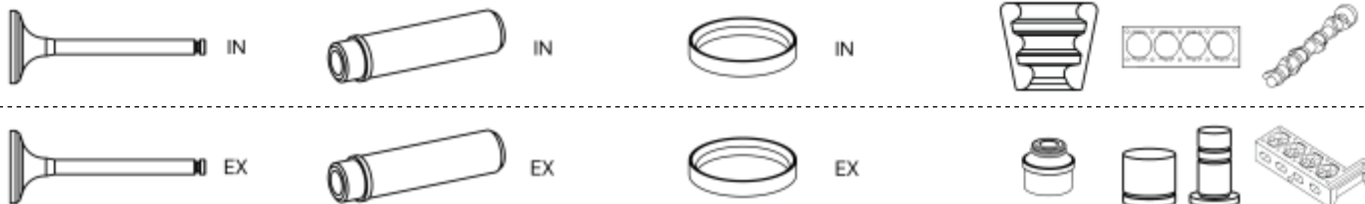
7

AR 10538 ,

**880121-4**

14,03 x 9,00 x 54,00 | EX





**79,500 mm**

**8**

198 A2.000 , 940 A3.000 ,

M-5

863532-4

24,30 x 5,00 x 114,40 x 45°

**79,500 mm**

**9**

955 A3.000 , 955 A4.000 ,

M-5

863532-4

24,30 x 5,00 x 114,40 x 45°

973801-8

Hydro

**80,000 mm**

**10**

AR 01608 X , AR 01608 , AR 01644 , AR 01678 , AR 06202 , AR 10548 , AR 11644 ,

880121-4

14,03 x 9,00 x 54,00 | EX

**80,000 mm**

**11**

AR 30102 , AR 30104 , AR 30168 , AR 30180 , AR 30184 , AR 30500 , AR 30587 , AR 30732 , AR 30743 , AR 30753 , AR 30755 , AR 31000 , AR 31010 , AR 33501 ,

M-8

**80,500 mm**

**12**

939 A4.000 ,

M-5

**82,000 mm**

**13**

182 B9.000 , 841 C000 , 937 A2.000 , 937 A3.000 , 937 A7.000 , AR 32302 , AR 32501 , AR 34202 , AR 36202 , AR 37101 ,

852047-4

35,60 x 8,00 x 115,00 x 45°

M-8

862048-4

34,60 x 8,00 x 115,00 x 45°

**82,000 mm**

**14**

192 A5.000 , 192 B1.000 , 937 A4.000 , 937 A5.000 , 937 A6.000 , 937 A8.000 , 939 A2.000 , 939 A3.000 , 939 A9.000 ,

853531-4

27,90 x 5,00 x 114,40 x 45°

M-6

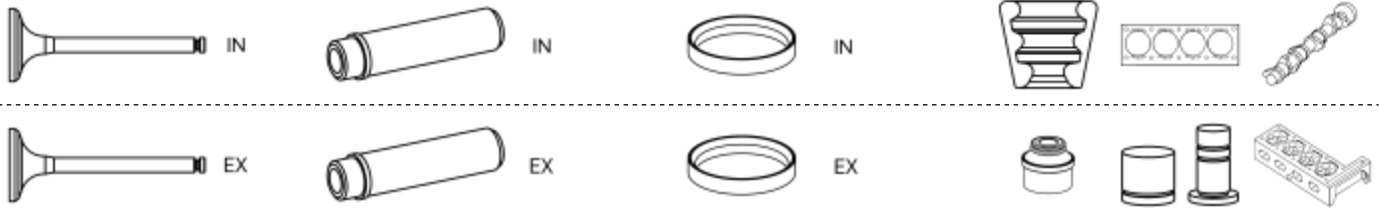
M-5

863532-4

24,30 x 5,00 x 114,40 x 45°

973801-8

Hydro



## 82,000 mm

15

839 A6.000 ,

**852047-4**

35,60 x 8,00 x 115,00 x 45°

**853531-4**

27,90 x 5,00 x 114,40 x 45°

**862048-4**

34,60 x 8,00 x 115,00 x 45°

M-8

## 82,000 mm

16

841 G.000 , 841 H.000 , 841 N.000 ,

**853531-4**

27,90 x 5,00 x 114,40 x 45°

M-6

M-5

**863532-4**

24,30 x 5,00 x 114,40 x 45°

## 82,000 mm

17

939 A1.000 ,

**852047-4**

35,60 x 8,00 x 115,00 x 45°

**853531-4**

27,90 x 5,00 x 114,40 x 45°

**863532-4**

24,30 x 5,00 x 114,40 x 45°

M-6

M-5

## 82,000 mm

18

939 A8.000 ,

**973801-8**

Hydro

## 82,000 mm

19

AR 32101 ,

**852043-4**

33,50 x 7,00 x 113,00 x 45°

**862044-4**

28,20 x 7,00 x 108,50 x 45°

M-7

## 82,000 mm

20

AR 32102 , AR 32201 , AR 32205 , AR 67106 , AR 67601 ,

**852043-4**

33,50 x 7,00 x 113,00 x 45°

**862044-4**

28,20 x 7,00 x 108,50 x 45°

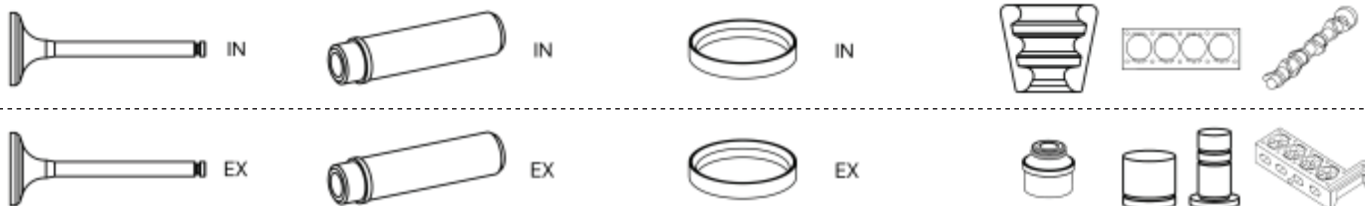
M-7

**915001-8**

Ø 7,00

**974001-8**

Hydro



## 82,000 mm

21

AR 32103 , AR 38201 , AR 38401 ,

852043-4

33,50 x 7,00 x 113,00 x 45°

915001-8

974001-8

Ø 7,00

Hydro

## 82,000 mm

22

AR 32104 ,

852043-4

33,50 x 7,00 x 113,00 x 45°

M-7

852088-4

30,00 x 7,00 x 113,20 x 45°

862090-4

26,00 x 7,00 x 108,80 x 45°

915001-8

974001-8

Ø 7,00

Hydro

## 82,000 mm

23

AR 33503 , AR 37203 ,

852088-4

30,00 x 7,00 x 113,20 x 45°

M-7

862090-4

26,00 x 7,00 x 108,80 x 45°

915001-8

974001-8

Ø 7,00

Hydro

## 82,000 mm

24

AR 38501 ,

852088-4

30,00 x 7,00 x 113,20 x 45°

915001-8

974001-8

Ø 7,00

Hydro

## 82,000 mm

25

AR 67199 ,

915001-8

Ø 7,00

## 82,600 mm

26

AR 33601 , AR 67501 , AR 67502 ,

852037-4

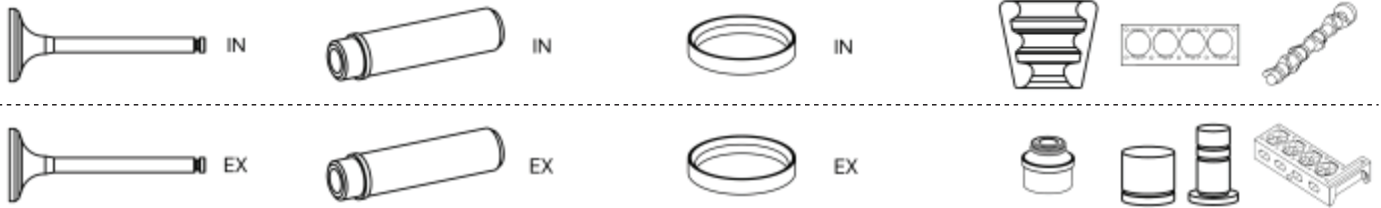
37,50 x 8,00 x 116,80 x 45°

852039-4

37,50 x 8,00 x 117,00 x 45°

862040-4

33,50 x 8,00 x 117,00 x 45°



**83,000 mm**

**27**

198 A5.000 , 844 A2.000 , 940 A5.000 ,

**853531-4**

**M-6**

27,90 x 5,00 x 114,40 x 45°

**M-5**

**863532-4**

24,30 x 5,00 x 114,40 x 45°

**83,000 mm**

**28**

939 B1.000 , 939 B3.000 , 939 B4.000 ,

**973801-8**

Hydro

**83,000 mm**

**29**

939 B5.000 ,

**853531-4**

**M-6**

27,90 x 5,00 x 114,40 x 45°

**M-5**

**863532-4**

24,30 x 5,00 x 114,40 x 45°

**973801-8**

Hydro

**83,000 mm**

**30**

937 A1.000 , AR 16201 , AR 32301 , AR 32310 , AR 67204 ,

**852043-4**

**M-7**

33,50 x 7,00 x 113,00 x 45°

**862044-4**

**915001-8**

**974001-8**

28,20 x 7,00 x 108,50 x 45°

Ø 7,00

Hydro

**83,000 mm**

**31**

AR 32303 ,

**852043-4**

**M-7**

33,50 x 7,00 x 113,00 x 45°

**862044-4**

**915001-8**

28,20 x 7,00 x 108,50 x 45°

Ø 7,00

**83,000 mm**

**32**

932 A2.000 , AR 34103 , AR 36301 ,

**852043-4**

33,50 x 7,00 x 113,00 x 45°

**915001-8**

**974001-8**

Ø 7,00

Hydro

**83,000 mm**

**33**

AR 67299 ,

**915001-8**

Ø 7,00



**83,400 mm**

**34**

AR 67103 ,

**850117-4**

40,10 x 9,00 x 104,80 x 30°

**83,500 mm**

**35**

AR 67105 ,

**850117-4**

40,10 x 9,00 x 104,80 x 30°

**M-8**

**84,000 mm**

**36**

AR 01588 , AR 01655 , AR 10512 , AR 11633 , AR 11655 , AR 11671 ,

**880121-4**

14,03 x 9,00 x 54,00 | EX

**84,000 mm**

**37**

AR 06166 , AR 06224 , AR 06416 , AR 06420 , AR 64103 , AR 67102 , AR 67201 , AR 67202 , AR 67402 ,

**850117-4**

40,10 x 9,00 x 104,80 x 30°

**M-8**

**84,000 mm**

**38**

AR 06476 ,

**882046-4**

14,06 x 8,00 x 42,00 | IN | EX

**84,000 mm**

**39**

AR 30124 , AR 30128 , AR 30146 , AR 30508 , AR 30514 , AR 30520 , AR 30588 , AR 30734 , AR 30738 , AR 30750 , AR 30751 , AR 33201 ,

**M-8**

**84,000 mm**

**40**

AR 67101 ,

**850117-4**

40,10 x 9,00 x 104,80 x 30°

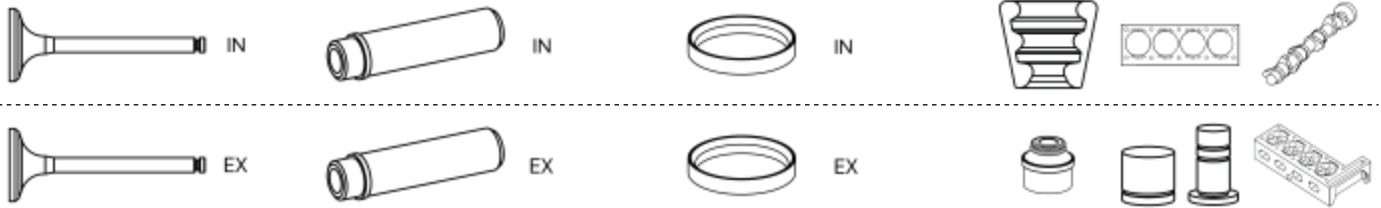
**84,000 mm**

**41**

AR 67203 ,

**915001-8**

Ø 7,00



## 86,000 mm

42

939 A5.000 , 939 A6.000 ,

**853583-4**

35,25 x 6,00 x 102,20 x 45°

**853585-4**

35,10 x 6,00 x 102,30 x 45°

**863584-4**

30,10 x 6,00 x 101,00 x 45°

M-6

## 87,000 mm

43

AR 30550 , AR 30578 , AR 30736 , AR 30737 A , AR 30737 , AR 30740 ,

M-8

## 87,000 mm

44

AR 30746 , AR 30747 , AR 33401 ,

M-7

**915001-8**

Ø 7,00

## 88,000 mm

45

AR 32401 , AR 32402 , AR 32405 , AR 34201 , AR 36201 ,

**915001-8**

Ø 7,00

## 92,000 mm

46

VM-425 CHIEA 08 B , VM-425 SLIRA ,

**911005-8**

Ø 8,00

## 93,000 mm

47

8140.21.200 , 8140.61.200 , 8144.61.200 ,

**852052-4**

41,00 x 8,00 x 120,80 x 30°

**882059-4**

13,07 x 8,00 x 60,00 | IN | EX

R-8

**862053-4**

34,50 x 8,00 x 122,00 x 45°

## 93,000 mm

48

8144.21.220 , 8144.67.220 ,

**852052-4**

41,00 x 8,00 x 120,80 x 30°

**882059-4**

13,07 x 8,00 x 60,00 | IN | EX

R-8

**862053-4**

34,50 x 8,00 x 122,00 x 45°

**862092-4**

36,00 x 8,00 x 122,00 x 45°



IN



IN



IN



EX



EX



EX



**93,000 mm**

**49**

AR 06410 , AR 06430 ,

M-7






**93,000 mm**

**50**

932 A.000 , 936 A.000 , 936 A6.000 , AR 16102 , AR 16105 , AR 34301 , AR 34302 , AR 36101 , AR 64304 , AR 64306 , AR 64307 , AR 64308 , AR 66301 , AR 66302 , AR 66304 , AR 66306 ,








915001-8

Ø 7,00

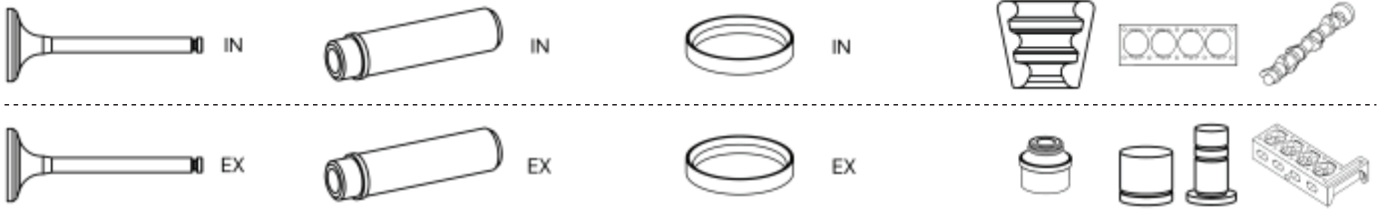
			<b>ccm</b>		<b>kW</b>		<b>1 POS</b>
B3 (E90) Bi-Turbo Allrad	N54 B30 A	03.08 - 03.10	2979	B	265 kW	31	4
B3 (E90) Bi-Turbo	N54 B30 A	09.07 - 03.10	2979	B	265 kW	31	4
B3 (E90) S Bi-Turbo Allrad	N54 B30 A	04.10 - 05.13	2979	B	294 kW	31	4
B3 (E90) S Bi-Turbo	N54 B30 A	04.10 - 05.13	2979	B	294 kW	31	4
B3 (F30) BITURBO Allrad	N55 B30 A	03.13 - 02.17	2979	B	301 kW	31	5
B3 (F30) BITURBO	N55 B30 A	03.13 - 02.17	2979	B	301 kW	31	5
B3 (F30) S BITURBO Allrad	N55 B30 A	03.17 - 08.18	2979	B	324 kW	31	5
B3 (F30) S BITURBO	N55 B30 A	03.17 - 08.18	2979	B	324 kW	31	5
B3 Cabriolet (E93) BiTurbo	N54 B30 A	09.07 - 03.10	2979	B	265 kW	31	4
B3 Cabriolet (E93) S Bi-Turbo	N54 B30 B	04.10 - 05.13	2979	B	294 kW	31	4
B3 Coupe (E92) Bi-Turbo Allrad	N54 B30 A	03.08 - 03.10	2979	B	265 kW	31	4
B3 Coupe (E92) Bi-Turbo	N54 B30 A	09.07 - 03.10	2979	B	265 kW	31	4
B3 Coupe (E92) GT3	N54 B30 A	03.12 - 12.13	2979	B	300 kW	31	4
B3 Coupe (E92) S Bi-Turbo Allrad	N54 B30 A	04.10 - 05.13	2979	B	294 kW	31	4
B3 Coupe (E92) S Bi-Turbo	N54 B30 A	04.10 - 05.13	2979	B	294 kW	31	4
B3 Touring (E91) Bi-Turbo Allrad	N54 B30 A	03.08 - 03.10	2979	B	265 kW	31	4
B3 Touring (E91) Bi-Turbo	N54 B30 A	09.07 - 03.10	2979	B	265 kW	31	4
B3 Touring (E91) S Bi-Turbo Allrad	N54 B30 A	04.10 - 05.13	2979	B	294 kW	31	4
B3 Touring (E91) S Bi-Turbo	N54 B30 A	04.10 - 05.13	2979	B	294 kW	31	4
B3 Touring (F31) BITURBO Allrad	N55 B30 A	03.13 - 02.17	2979	B	301 kW	31	5
B3 Touring (F31) BITURBO	N55 B30 A	03.13 - 02.17	2979	B	301 kW	31	5
B3 Touring (F31) S BITURBO Allrad	N55 B30 A	03.17 - 06.19	2979	B	324 kW	31	5
B3 Touring (F31) S BITURBO	N55 B30 A	03.17 - 06.19	2979	B	324 kW	31	5
B4 Cabriolet (F33) BITURBO	N55 B30 A	03.14 - 02.17	2979	B	301 kW	31	5
B4 Cabriolet (F33) S BITURBO	N55 B30 A	03.17 - 08.18	2979	B	324 kW	31	5
B4 Cabriolet (F33) S BITURBO	N55 B30 A	09.18	2979	B	332 kW	31	5
B4 Coupe (F32) 3.0 B4 BiTurbo Allrad	N55 B30 A	03.14 - 02.17	2979	B	301 kW	31	5
B4 Coupe (F32) 3.0 B4 BiTurbo	N55 B30 A	03.14 - 02.17	2979	B	301 kW	31	5
B4 Coupe (F32) S BITURBO Allrad	N55 B30 A	03.17 - 08.18	2979	B	324 kW	31	5
B4 Coupe (F32) S BITURBO Allrad	N55 B30 A	09.18	2979	B	332 kW	31	5
B4 Coupe (F32) S BITURBO	N55 B30 A	03.17 - 08.18	2979	B	324 kW	31	5
B4 Coupe (F32) S BITURBO	N55 B30 A	09.18	2979	B	332 kW	31	5
B5 (F10) BITURBO	N63 B44 A	01.12 - 12.14	4395	B	397 kW	32	7
B5 (F10) BITURBO	N63 B44 A	09.10 - 12.11	4395	B	373 kW	32	7
B5 (F10) BITURBO	N63 B44 A	01.15 - 12.16	4395	B	441 kW	32	7
B5 (G30) BITURBO	N63 B44 C	03.17 - 06.20	4395	B	447 kW	32	7
B5 (G30) BITURBO	N63 B44 C	07.20	4395	B	457 kW	32	7
B5 Kombi (F11) BITURBO	N63 B44 A	01.12 - 12.14	4395	B	397 kW	32	7
B5 Kombi (F11) BITURBO	N63 B44 A	09.10 - 12.11	4395	B	373 kW	32	7
B5 Kombi (F11) BITURBO	N63 B44 A	01.15 - 12.16	4395	B	441 kW	32	7
B5 Touring (G31) BITURBO	N63 B44 C	03.17 - 06.20	4395	B	447 kW	32	7
B5 Touring (G31) BITURBO	N63 B44 C	07.20	4395	B	457 kW	32	7
B6 Cabriolet (E64) 4.4	N62 B44 A	04.06 - 08.07	4398	B	368 kW	32	8
B6 Cabriolet (E64) 4.4	N62 B44 A	08.07 - 08.10	4398	B	390 kW	32	8
B6 Cabriolet (F12) BITURBO	N63 B44 A	09.11 - 09.14	4395	B	397 kW	32	7
B6 Cabriolet (F12) BITURBO	N63 B44 B	01.15 - 03.16	4395	B	441 kW	32	7
B6 Coupe (E63) 4.4	N62 B44 A	04.06 - 08.07	4398	B	368 kW	32	8
B6 Coupe (E63) 4.4	N62 B44 A	08.07 - 08.10	4398	B	390 kW	32	8
B6 Coupe (F13) BITURBO	N63 B44 A	09.11 - 09.14	4395	B	397 kW	32	7
B6 Coupe (F13) BITURBO	N63 B44 B	01.15 - 03.16	4395	B	441 kW	32	7
B6 Gran Coupe (F06) BITURBO Allrad	N63 B44 A	04.14 - 12.14	4395	B	397 kW	32	7
B6 Gran Coupe (F06) BITURBO Allrad	N63 B44 B	01.15 - 03.16	4395	B	441 kW	32	7
B7 (F01, F02) BITURBO Allrad	N63 B44 A	09.10 - 06.12	4395	B	373 kW	32	7
B7 (F01, F02) BITURBO Allrad	N63 B44 B	07.12 - 07.15	4395	B	397 kW	32	7
B7 (F01, F02) BITURBO	N63 B44 A	03.09 - 06.12	4395	B	373 kW	32	7
B7 (F01, F02) BITURBO	N63 B44 B	07.12 - 07.15	4395	B	397 kW	32	7
B7 (G12) BITURBO Allrad	N63 B44 C	02.16	4395	B	447 kW	32	7
B7 (G12) BITURBO Heckantrieb	N63 B44 C	03.17	4395	B	447 kW	32	7
D3 (E90) 2.0 Bi-Turbo	N47 D20 C	07.08 - 05.13	1995	D	157 kW	31	2
D3 (E90) 2.0 Bi-Turbo	N47 D20 D	07.08 - 05.13	1995	D	157 kW	31	3
D3 (E90) 2.0	M47 D20 (204D4)	12.05 - 04.08	1995	D	147 kW	31	1
D3 (F30) BITURBO	N57 D30 B	07.13 - 07.18	2993	D	257 kW	31	6





							
	ENGINE	00000	ccm			1 POS	
D3 (G20) S	B57 D30 B	05.20	2993	D	261 kW	31	3
D3 Coupe (E92) 2.0 Bi-Turbo	N47 D20 C	07.08 - 05.13	1995	D	157 kW	31	2
D3 Coupe (E92) 2.0 Bi-Turbo	N47 D20 D	07.08 - 05.13	1995	D	157 kW	31	3
D3 Kombi (E91) 2.0 Bi-Turbo	N47 D20 C	07.08 - 05.13	1995	D	157 kW	31	2
D3 Kombi (E91) 2.0 Bi-Turbo	N47 D20 D	07.08 - 05.13	1995	D	157 kW	31	3
D3 Kombi (E91) 2.0	M47 D20 (204D4)	12.05 - 04.08	1995	D	147 kW	31	1
D3 Kombi (F31) BITURBO Allrad	N57 D30 B	07.13 - 07.18	2993	D	257 kW	31	6
D3 Kombi (F31) BITURBO	N57 D30 B	07.13 - 07.18	2993	D	257 kW	31	6
D3 Touring (G21) S	B57 D30 B	05.20	2993	D	261 kW	31	3
D4 Cabriolet (F33) BITURBO	N57 D30 B	09.14	2993	D	257 kW	31	6
D4 Coupe (F32) BITURBO	N57 D30 B	09.14	2993	D	257 kW	31	6
D5 (F10) BITURBO	N57 D30 B	09.11 - 12.16	2993	D	257 kW	31	6
D5 (G30) S Allrad	B57 D30 C	07.17 - 06.20	2993	D	285 kW	31	3
D5 (G30) S Allrad	B57 D30 C	11.18 - 10.20	2993	D	240 kW	31	3
D5 (G30) S Allrad	B57 D30 C	07.20	2993	D	300 kW	31	3
D5 (G30) S Mild-Hybrid Allrad	B57 D30 C	11.20	2993	D	255 kW	31	3
D5 Touring (F11) BITURBO	N57 D30 B	09.11 - 12.16	2993	D	257 kW	31	6
D5 Touring (G31) S Allrad	B57 D30 C	07.17 - 06.20	2993	D	285 kW	31	3
D5 Touring (G31) S Allrad	B57 D30 C	07.20	2993	D	300 kW	31	3
ROADSTER V8 (E52) 4.8 V8	M62 B48 (488S2)	06.02 - 10.03	4837	B	280 kW	32	9
XD3 (F25) BITURBO Allrad	N57 D30 B	04.13 - 06.18	2993	D	257 kW	31	6
XD3 (G01) BITURBO Allrad	B57 D30 A	07.18	2993	D	285 kW	31	3
XD3 (G01) BITURBO Allrad	B57 D30 A	11.18 - 10.20	2993	D	245 kW	31	3
XD3 (G01) BITURBO Allrad	B57 D30 C	04.22	2993	D	290 kW	31	3
XD3 (G01) BITURBO Mild-Hybrid Allrad	B57 D30 B	11.20	2993	D	261 kW	31	3
XD4 (G02) BITURBO Allrad	B57 D30 A	07.18	2993	D	285 kW	31	3
XD4 (G02) BITURBO Allrad	B57 D30 C	04.22	2993	D	290 kW	31	3

ENGINE	$\varnothing$	ccm	kW			1 POS	ENGINE	$\varnothing$	ccm	kW			1 POS		
B57 D30 A	84,000	6	2993	245 - 285 kW	D	31	3	N54 B30 B	84,000	6	2979	294 kW	B	31	4
B57 D30 B	84,000	6	2993	261 kW	D	31	3	N55 B30 A	84,000	6	2979	301 - 332 kW	B	31	5
B57 D30 C	84,000	6	2993	240 - 300 kW	D	31	3	N57 D30 B	84,500	6	2993	257 kW	D	31	6
M47 D20 (204D4)	84,000	4	1995	147 kW	D	31	1	N62 B44 A	92,000	8	4398	368 - 390 kW	B	32	8
M62 B48 (488S2)	93,000	8	4837	280 kW	B	32	9	N63 B44 A	89,000	8	4395	373 - 441 kW	B	32	7
N47 D20 C	84,000	4	1995	157 kW	D	31	2	N63 B44 B	89,000	8	4395	397 - 441 kW	B	32	7
N47 D20 D	84,000	4	1995	157 kW	D	31	3	N63 B44 C	89,000	8	4395	447 - 457 kW	B	32	7
N54 B30 A	84,000	6	2979	265 - 300 kW	B	31	4								



## 84,000 mm

1

M47 D20 (204D4) ,

850756-4

880756-4

M-6

26,00 x 6,00 x 100,00 x 45°

11,54 x 6,00 x 39,00 | IN | EX

973701-8

Hydro

## 84,000 mm

2

N47 D20 C ,

850741-4

M-5

27,20 x 5,00 x 94,00 x 45°

860742-4

973701-8

24,60 x 5,00 x 94,00 x 45°

Hydro

## 84,000 mm

3

B57 D30 A , B57 D30 B , B57 D30 C , N47 D20 D ,

850741-4

M-5

27,20 x 5,00 x 94,00 x 45°

860742-4

24,60 x 5,00 x 94,00 x 45°

## 84,000 mm

4

N54 B30 A , N54 B30 B ,

M-6

M-5

860701-4

973701-8

28,00 x 6,00 x 114,65 x 45°

Hydro

## 84,000 mm

5

N55 B30 A ,

M-6

M-5

973701-8

Hydro

## 84,500 mm

6

N57 D30 B ,

850741-4

M-5

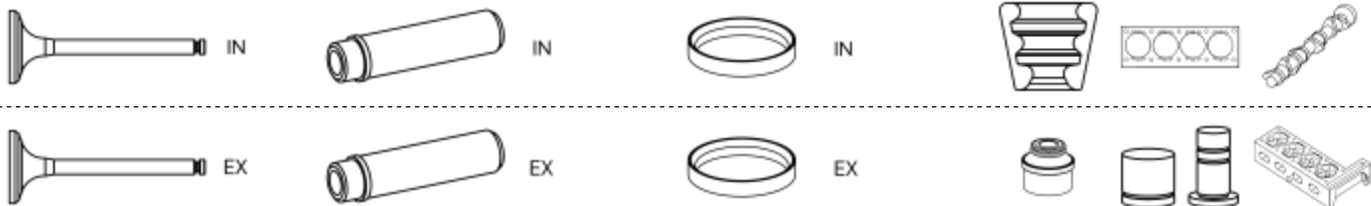
27,20 x 5,00 x 94,00 x 45°

860742-4

973701-8

24,60 x 5,00 x 94,00 x 45°

Hydro



**89,000 mm**

**7**

N63 B44 A , N63 B44 B , N63 B44 C ,

M-6

**92,000 mm**

**8**

N62 B44 A ,

**850790-4**

M-6

35,00 x 6,00 x 100,00 x 45°

**860739-4**

29,00 x 6,00 x 100,00 x 45°

**93,000 mm**

**9**











M62 B48 (488S2) ,

**915097-8**

Ø 6,00



**siehe Motorenliste**  
**see engline list**  
**voir la liste des moteurs**  
**ver lista de motores**  
**см. список двигателей**  
**تاكرحملا قعوتق رظنا**

			ccm	kW			1 POS				ccm	kW			1 POS
8210.42K.	137,000	6	13798	272 kW	D	35	3	F3BE0681G	135,000	6	12882	280 kW	D	35	2
8210.42L.	137,000	6	13798	309 kW	D	35	4	F3BE0681H	135,000	6	12882	294 kW	D	35	2
8210.42M	137,000	6	13798	346 kW	D	35	4	F3BE0681J	135,000	6	12882	265 kW	D	35	2
8280.42B	145,000	8	17173	324 kW	D	35	5	F3BE0681K	135,000	6	12882	367 kW	D	35	2
8280.42S. TCA	145,000	8	17173	378 kW	D	35	5	F3BE0681V	135,000	6	12882	309 kW	D	35	2
F2BE3681A	115,000	6	7790	265 kW	D	35	1	F3BE3681A	135,000	6	12882	412 kW	D	35	2
F2BE3681B	115,000	6	7790	243 kW	D	35	1	F3BE3681D	135,000	6	12882	302 kW	D	35	2
F3BE0681A	135,000	6	12882	397 - 412 kW	D	35	2	F3BE3681E	135,000	6	12882	382 kW	D	35	2
F3BE0681C	135,000	6	12880	324 kW	D	35	2	F3BE3681F	135,000	6	12882	353 kW	D	35	2
F3BE0681D	135,000	6	12882	330 kW	D	35	2	F3BE3681G	135,000	6	12882	324 kW	D	35	2
F3BE0681E	135,000	6	12882	353 kW	D	35	2	F3HFE611A	135,000	6	12882	412 kW	D	35	2
F3BE0681F	135,000	6	12882	367 kW	D	35	2	F3HFE611B	135,000	6	12882	368 kW	D	35	2



## 115,000 mm

1

F2BE3681A , F2BE3681B ,

852078-6

K-8

40,00 x 8,00 x 174,40 x 30°

862079-6

39,00 x 8,00 x 173,35 x 45°

## 135,000 mm

2

F3BE0681A , F3BE0681C , F3BE0681D , F3BE0681E , F3BE0681F , F3BE0681G , F3BE0681H , F3BE0681J , F3BE0681K , F3BE0681V , F3BE3681A , F3BE3681D , F3BE3681E , F3BE3681F , F3BE3681G , F3HFE611A , F3HFE611B ,

852093-2

K-10

47,00 x 10,00 x 199,50 x 30°

862094-2

46,00 x 10,00 x 198,00 x 45°

## 137,000 mm

3

8210.42K. ,

852082-6

59,00 x 11,00 x 170,00 x 45°

862083-6

49,00 x 11,00 x 170,00 x 45°

## 137,000 mm

4

8210.42L. , 8210.42M. ,

862083-6

49,00 x 11,00 x 170,00 x 45°






## 145,000 mm

5

8280.42B , 8280.42S. TCA ,

862087-4






45,10 x 10,00 x 155,77 x 45°

			<b>ccm</b>		<b>kW</b>		<b>1 POS</b>
100 C1 Stufenheck (801, 803, 805, 807, 811, 813, F104) 1.8	ZS	10.70 - 07.76	1760	B	74 kW	120	141
100 C1 Stufenheck (801, 803, 805, 807, 811, 813, F104) 1.8	ZV	11.68 - 11.71	1716	B	59 kW	105	67
100 C1 Stufenheck (801, 803, 805, 807, 811, 813, F104) 1.8	ZX	11.68 - 11.71	1760	B	66 kW	120	141
100 C1 Stufenheck (801, 803, 805, 807, 811, 813, F104) 1.8	ZZ	10.70 - 07.76	1760	B	74 kW	120	141
100 C1 Stufenheck (801, 803, 805, 807, 811, 813, F104) 1.9	YD	09.74 - 07.76	1871	B	70 kW	128	191
100 C2 Avant (435, 436) 1.6	YV	07.77 - 02.83	1588	B	63 kW	105	64
100 C2 Avant (435, 436) 1.9	WH	08.80 - 07.82	1921	B	74 kW	105	61
100 C2 Avant (435, 436) 2.0 D	CN	08.78 - 02.83	1986	D	51 kW	96	18
100 C2 Avant (435, 436) 2.0	WA	08.77 - 07.80	1984	B	85 kW	132	217
100 C2 Avant (435, 436) 2.1	WB	07.77 - 02.83	2144	B	85 kW	105	61
100 C2 Avant (435, 436) 2.1	WC	07.77 - 02.83	2144	B	100 kW	104	59
100 C2 Avant (435, 436) 2.1	WE	07.77 - 02.83	2144	B	85 kW	104	60
100 C2 Avant (435, 436) 2.1	WG	07.77 - 02.83	2144	B	100 kW	104	60
100 C2 Stufenheck (431, 433, 434) 1.6	YV	08.76 - 07.82	1588	B	63 kW	105	64
100 C2 Stufenheck (431, 433, 434) 1.9	WH	08.80 - 08.84	1921	B	74 kW	105	61
100 C2 Stufenheck (431, 433, 434) 1.9	YD	06.76 - 12.77	1871	B	70 kW	128	191
100 C2 Stufenheck (431, 433, 434) 2.0 D	CN	08.78 - 07.82	1986	D	51 kW	96	18
100 C2 Stufenheck (431, 433, 434) 2.0	WA	06.76 - 08.78	1984	B	85 kW	132	217
100 C2 Stufenheck (431, 433, 434) 2.1	WB	10.77 - 07.82	2144	B	85 kW	105	61
100 C2 Stufenheck (431, 433, 434) 2.1	WC	03.77 - 09.82	2144	B	100 kW	104	59
100 C2 Stufenheck (431, 433, 434) 2.1	WE	10.77 - 07.82	2144	B	85 kW	104	60
100 C2 Stufenheck (431, 433, 434) 2.1	WG	03.77 - 09.82	2144	B	100 kW	104	60
100 C2 Stufenheck (431, 433, 434) 2.1	WK	03.77 - 09.82	2144	B	100 kW	105	61
100 C2 Stufenheck (431, 433, 434) 2.2	WD	09.77 - 07.82	2144	B	75 kW	104	60
100 C2 Stufenheck (431, 433, 434) 2.2	WD	08.79 - 07.82	2144	B	79 kW	104	60
100 C2 Stufenheck (431, 433, 434) 2.2	WE	09.77 - 07.82	2144	B	75 kW	104	60
100 C2 Stufenheck (431, 433, 434) 2.2	WE	08.79 - 07.82	2144	B	79 kW	104	60
100 C3 Avant (445, 446) 1.8 Cat quattro	4B	08.85 - 10.90	1781	B	66 kW	106	71
100 C3 Avant (445, 446) 1.8 Cat quattro	PH	08.85 - 10.90	1781	B	66 kW	118	132
100 C3 Avant (445, 446) 1.8 Cat	4B	03.85 - 11.90	1781	B	66 kW	106	71
100 C3 Avant (445, 446) 1.8 Cat	PH	03.85 - 11.90	1781	B	66 kW	118	132
100 C3 Avant (445, 446) 1.8 quattro	JW	10.84 - 07.88	1781	B	66 kW	118	132
100 C3 Avant (445, 446) 1.8 quattro	NP	10.84 - 07.88	1781	B	66 kW	118	132
100 C3 Avant (445, 446) 1.8 quattro	SH	08.86 - 07.90	1781	B	65 kW	120	140
100 C3 Avant (445, 446) 1.8	DR	08.82 - 12.87	1781	B	55 kW	115	117
100 C3 Avant (445, 446) 1.8	DS	08.83 - 07.89	1781	B	66 kW	115	118
100 C3 Avant (445, 446) 1.8	JW	08.83 - 07.89	1781	B	66 kW	118	132
100 C3 Avant (445, 446) 1.8	NP	08.83 - 07.89	1781	B	66 kW	118	132
100 C3 Avant (445, 446) 1.8	RS	08.82 - 12.87	1781	B	55 kW	119	137
100 C3 Avant (445, 446) 1.8	SH	02.86 - 07.90	1781	B	65 kW	120	140
100 C3 Avant (445, 446) 1.8	SH	08.83 - 07.89	1781	B	66 kW	120	140
100 C3 Avant (445, 446) 1.9	WH	02.83 - 07.84	1921	B	74 kW	105	61
100 C3 Avant (445, 446) 2.0 D	CN	03.83 - 11.90	1986	D	51 kW	96	18
100 C3 Avant (445, 446) 2.0 E Cat	RT	01.88 - 11.90	1994	B	85 kW	119	138
100 C3 Avant (445, 446) 2.0 E	KP	01.85 - 12.87	1994	B	85 kW	116	122
100 C3 Avant (445, 446) 2.0 TD	DE	03.83 - 10.87	1986	D	64 kW	97	22
100 C3 Avant (445, 446) 2.0 TD	NC	03.88 - 11.90	1986	D	74 kW	98	24
100 C3 Avant (445, 446) 2.0	SL	09.86 - 11.87	1994	B	83 kW	116	123
100 C3 Avant (445, 446) 2.1	KF	08.82 - 02.85	2144	B	96 kW	104	56
100 C3 Avant (445, 446) 2.1	WC	08.82 - 07.84	2144	B	100 kW	104	59
100 C3 Avant (445, 446) 2.2 Cat quattro	HX	01.85 - 11.90	2226	B	101 kW	117	126
100 C3 Avant (445, 446) 2.2 Cat quattro	KU	01.85 - 11.90	2226	B	101 kW	117	126
100 C3 Avant (445, 446) 2.2 Cat	HX	01.85 - 11.90	2226	B	101 kW	117	126
100 C3 Avant (445, 446) 2.2 Cat	KU	01.85 - 11.90	2226	B	101 kW	117	126
100 C3 Avant (445, 446) 2.2 E quattro	PX	08.85 - 07.86	2226	B	88 kW	117	128
100 C3 Avant (445, 446) 2.2 Turbo quattro	MC	08.86 - 11.90	2226	B	121 kW	118	129
100 C3 Avant (445, 446) 2.2 Turbo	MC	08.86 - 11.90	2226	B	121 kW	118	129
100 C3 Avant (445, 446) 2.2 quattro	KU	08.84 - 12.88	2226	B	101 kW	117	126
100 C3 Avant (445, 446) 2.2 quattro	MC	09.85 - 12.88	2226	B	118 kW	118	129
100 C3 Avant (445, 446) 2.2 quattro	MC	09.85 - 12.88	2226	B	117 kW	118	129
100 C3 Avant (445, 446) 2.2	KU	08.84 - 12.88	2226	B	101 kW	117	126
100 C3 Avant (445, 446) 2.2	KZ	10.84 - 12.87	2226	B	85 kW	117	128










100 C3 Avant (445, 446) 2.2	KZ	09.85 - 12.87	2226	B	82 kW	117	128
100 C3 Avant (445, 446) 2.2	WU	01.83 - 07.84	2144	B	79 kW	105	65
100 C3 Avant (445, 446) 2.3 E quattro	NF	08.86 - 11.90	2309	B	100 kW	125	173
100 C3 Avant (445, 446) 2.3 quattro	NF	01.90 - 11.90	2309	B	98 kW	125	173
100 C3 Avant (445, 446) 2.3	NF	08.86 - 11.90	2309	B	100 kW	125	173
100 C3 Avant (445, 446) 2.3	NF	03.90 - 11.90	2309	B	98 kW	125	173
100 C3 Avant (445, 446) 2.3	NF	09.86 - 12.88	2309	B	97 kW	125	173
100 C3 Avant (445, 446) 2.4 D	3D	08.89 - 11.90	2370	D	60 kW	99	32
100 C3 Avant (445, 446) 2.5 TDI	1T	01.90 - 11.90	2461	D	88 kW	106	72
100 C3 Stufenheck (443, 444) 1.8 Cat quattro	4B	08.85 - 11.90	1781	B	66 kW	106	71
100 C3 Stufenheck (443, 444) 1.8 Cat quattro	PH	08.85 - 11.90	1781	B	66 kW	118	132
100 C3 Stufenheck (443, 444) 1.8 Cat	4B	03.85 - 11.90	1781	B	66 kW	106	71
100 C3 Stufenheck (443, 444) 1.8 Cat	PH	03.85 - 11.90	1781	B	66 kW	118	132
100 C3 Stufenheck (443, 444) 1.8 quattro	JW	10.84 - 07.88	1781	B	66 kW	118	132
100 C3 Stufenheck (443, 444) 1.8 quattro	NP	10.84 - 07.88	1781	B	66 kW	118	132
100 C3 Stufenheck (443, 444) 1.8 quattro	SH	08.86 - 07.90	1781	B	65 kW	120	140
100 C3 Stufenheck (443, 444) 1.8	DR	08.82 - 12.87	1781	B	55 kW	115	117
100 C3 Stufenheck (443, 444) 1.8	DS	08.83 - 07.89	1781	B	66 kW	115	118
100 C3 Stufenheck (443, 444) 1.8	JW	08.83 - 07.89	1781	B	66 kW	118	132
100 C3 Stufenheck (443, 444) 1.8	NP	08.83 - 07.89	1781	B	66 kW	118	132
100 C3 Stufenheck (443, 444) 1.8	RS	08.82 - 12.87	1781	B	55 kW	119	137
100 C3 Stufenheck (443, 444) 1.8	SH	02.86 - 07.88	1781	B	65 kW	120	140
100 C3 Stufenheck (443, 444) 1.8	SH	08.83 - 07.89	1781	B	66 kW	120	140
100 C3 Stufenheck (443, 444) 1.9	WH	08.82 - 07.84	1921	B	74 kW	105	61
100 C3 Stufenheck (443, 444) 2.0 Cat	RT	01.88 - 11.90	1994	B	85 kW	119	138
100 C3 Stufenheck (443, 444) 2.0 D Turbo	DE	08.82 - 02.88	1986	D	64 kW	97	22
100 C3 Stufenheck (443, 444) 2.0 D Turbo	NC	03.88 - 11.90	1986	D	74 kW	98	24
100 C3 Stufenheck (443, 444) 2.0 D	CN	08.82 - 07.88	1986	D	51 kW	96	18
100 C3 Stufenheck (443, 444) 2.0 D	DE	01.83 - 07.85	1986	D	66 kW	97	22
100 C3 Stufenheck (443, 444) 2.0	KP	08.84 - 12.87	1994	B	85 kW	116	122
100 C3 Stufenheck (443, 444) 2.0	SL	08.86 - 11.87	1994	B	83 kW	116	123
100 C3 Stufenheck (443, 444) 2.1	WC	08.82 - 07.84	2144	B	100 kW	104	59
100 C3 Stufenheck (443, 444) 2.1	WD	08.82 - 12.84	2144	B	75 kW	104	60
100 C3 Stufenheck (443, 444) 2.1	WE	08.82 - 12.84	2144	B	75 kW	104	60
100 C3 Stufenheck (443, 444) 2.2 Cat quattro	HX	01.85 - 11.90	2226	B	101 kW	117	126
100 C3 Stufenheck (443, 444) 2.2 Cat quattro	KU	01.85 - 11.90	2226	B	101 kW	117	126
100 C3 Stufenheck (443, 444) 2.2 Cat	HX	01.85 - 11.90	2226	B	101 kW	117	126
100 C3 Stufenheck (443, 444) 2.2 Cat	KU	01.85 - 11.90	2226	B	101 kW	117	126
100 C3 Stufenheck (443, 444) 2.2 E Turbo quattro	MC	08.86 - 11.90	2226	B	121 kW	118	129
100 C3 Stufenheck (443, 444) 2.2 E quattro	PX	08.85 - 07.86	2226	B	88 kW	117	128
100 C3 Stufenheck (443, 444) 2.2 Turbo	MC	01.86 - 11.90	2226	B	121 kW	118	129
100 C3 Stufenheck (443, 444) 2.2 quattro	KU	08.84 - 12.88	2226	B	101 kW	117	126
100 C3 Stufenheck (443, 444) 2.2 quattro	MC	09.85 - 12.88	2226	B	117 kW	118	129
100 C3 Stufenheck (443, 444) 2.2 quattro	MC	09.85 - 12.88	2226	B	118 kW	118	129
100 C3 Stufenheck (443, 444) 2.2 quattro	WX	09.84 - 12.85	2144	B	118 kW	104	60
100 C3 Stufenheck (443, 444) 2.2	KF	08.82 - 02.85	2144	B	96 kW	104	56
100 C3 Stufenheck (443, 444) 2.2	KU	08.84 - 12.88	2226	B	101 kW	117	126
100 C3 Stufenheck (443, 444) 2.2	KZ	10.84 - 12.87	2226	B	85 kW	117	128
100 C3 Stufenheck (443, 444) 2.2	MC	09.85 - 12.88	2226	B	118 kW	118	129
100 C3 Stufenheck (443, 444) 2.2	MC	09.85 - 12.88	2226	B	117 kW	118	129
100 C3 Stufenheck (443, 444) 2.2	WU	08.82 - 07.84	2144	B	79 kW	105	65
100 C3 Stufenheck (443, 444) 2.3 E quattro	NF	08.86 - 11.90	2309	B	100 kW	125	173
100 C3 Stufenheck (443, 444) 2.3 E	NF	10.86 - 11.90	2309	B	100 kW	125	173
100 C3 Stufenheck (443, 444) 2.3 E	NF	01.90 - 11.90	2309	B	98 kW	125	173
100 C3 Stufenheck (443, 444) 2.3 quattro	NF	01.90 - 11.90	2309	B	98 kW	125	173
100 C3 Stufenheck (443, 444) 2.3 quattro	NF	09.86 - 12.88	2309	B	97 kW	125	173
100 C3 Stufenheck (443, 444) 2.3	NF	09.86 - 07.91	2309	B	97 kW	125	173
100 C3 Stufenheck (443, 444) 2.4 D	3D	08.89 - 07.91	2370	D	60 kW	99	32
100 C3 Stufenheck (443, 444) 2.5 TDI	1T	01.90 - 11.90	2461	D	88 kW	106	72
100 C4 Avant (4A5) 2.0 E 16V quattro	ACE	07.92 - 07.94	1984	B	103 kW	121	145
100 C4 Avant (4A5) 2.0 E 16V	ACE	07.92 - 07.94	1984	B	103 kW	121	145
100 C4 Avant (4A5) 2.0 E quattro	AAD	12.90 - 07.92	1984	B	85 kW	120	144

			<b>ccm</b>		<b>kW</b>		<b>1 POS</b>
100 C4 Avant (4A5) 2.0 E	AAD	09.91 - 07.94	1984	B	85 kW	120	144
100 C4 Avant (4A5) 2.0 E	AAE	09.91 - 07.94	1984	B	74 kW	120	143
100 C4 Avant (4A5) 2.0 E	ABK	09.91 - 07.94	1984	B	85 kW	120	143
100 C4 Avant (4A5) 2.3 E quattro	AAR	09.91 - 07.94	2309	B	98 kW	120	144
100 C4 Avant (4A5) 2.3 E	AAR	09.91 - 07.94	2309	B	98 kW	120	144
100 C4 Avant (4A5) 2.4 D	AAS	12.90 - 07.94	2370	D	60 kW	99	32
100 C4 Avant (4A5) 2.5 TDI	AAT	12.90 - 07.94	2461	D	85 kW	106	72
100 C4 Avant (4A5) 2.5 TDI	ABP	12.90 - 07.94	2461	D	85 kW	106	72
100 C4 Avant (4A5) 2.6 E quattro	ACZ	08.93 - 07.94	2598	B	102 kW	120	143
100 C4 Avant (4A5) 2.6 quattro	ABC	07.92 - 07.94	2598	B	110 kW	120	143
100 C4 Avant (4A5) 2.6	ABC	03.92 - 07.94	2598	B	110 kW	120	143
100 C4 Avant (4A5) 2.6	ACZ	07.93 - 07.94	2598	B	102 kW	120	143
100 C4 Avant (4A5) 2.8 E quattro	AAH	09.91 - 11.94	2771	B	128 kW	120	143
100 C4 Avant (4A5) 2.8 E	AAH	02.91 - 11.94	2771	B	128 kW	120	143
100 C4 Avant (4A5) S4 Turbo quattro	AAN	09.91 - 07.94	2226	B	169 kW	118	131
100 C4 Avant (4A5) S4 V8 quattro	ABH	10.92 - 07.94	4172	B	206 kW	128	192
100 C4 Stufenheck (4A2) 2.0 E 16V quattro	ACE	07.92 - 07.94	1984	B	103 kW	121	145
100 C4 Stufenheck (4A2) 2.0 E 16V	ACE	01.92 - 07.94	1984	B	103 kW	121	145
100 C4 Stufenheck (4A2) 2.0 E quattro	AAD	12.90 - 07.92	1984	B	85 kW	120	144
100 C4 Stufenheck (4A2) 2.0 E	AAD	12.90 - 07.94	1984	B	85 kW	120	144
100 C4 Stufenheck (4A2) 2.0 E	ABK	12.90 - 07.94	1984	B	85 kW	120	143
100 C4 Stufenheck (4A2) 2.0	AAE	12.90 - 07.94	1984	B	74 kW	120	143
100 C4 Stufenheck (4A2) 2.3 E quattro	AAR	12.90 - 07.94	2309	B	98 kW	120	144
100 C4 Stufenheck (4A2) 2.3 E	AAR	12.90 - 07.94	2309	B	98 kW	120	144
100 C4 Stufenheck (4A2) 2.4 D	AAS	12.90 - 07.94	2370	D	60 kW	99	32
100 C4 Stufenheck (4A2) 2.5 TDI	AAT	12.90 - 07.94	2461	D	85 kW	106	72
100 C4 Stufenheck (4A2) 2.5 TDI	ABP	12.90 - 07.94	2461	D	85 kW	106	72
100 C4 Stufenheck (4A2) 2.6 quattro	ABC	04.92 - 07.94	2598	B	110 kW	120	143
100 C4 Stufenheck (4A2) 2.6 quattro	ACZ	11.93 - 07.94	2598	B	102 kW	120	143
100 C4 Stufenheck (4A2) 2.6	ABC	03.92 - 07.94	2598	B	110 kW	120	143
100 C4 Stufenheck (4A2) 2.6	ACZ	07.93 - 07.94	2598	B	102 kW	120	143
100 C4 Stufenheck (4A2) 2.8 E quattro	AAH	12.90 - 07.94	2771	B	128 kW	120	143
100 C4 Stufenheck (4A2) 2.8 E	AAH	12.90 - 07.94	2771	B	128 kW	120	143
100 C4 Stufenheck (4A2) S4 Turbo quattro	AAN	08.91 - 07.94	2226	B	169 kW	118	131
100 C4 Stufenheck (4A2) S4 V8 quattro	ABH	10.92 - 07.94	4172	B	206 kW	128	192
200 C2 Stufenheck (437, 438) 2.1 5E	WC	10.79 - 09.82	2144	B	100 kW	104	59
200 C2 Stufenheck (437, 438) 2.1 5T	WJ	10.79 - 08.82	2144	B	125 kW	105	61
200 C2 Stufenheck (437, 438) 2.1 5T	WK	10.79 - 09.82	2144	B	100 kW	105	61
200 C3 Avant (447, 448) 2.1 Turbo quattro	JY	09.83 - 01.88	2144	B	134 kW	104	60
200 C3 Avant (447, 448) 2.1 Turbo quattro	KG	09.83 - 01.88	2144	B	134 kW	104	57
200 C3 Avant (447, 448) 2.2 20V Turbo quattro	3B	07.89 - 12.90	2226	B	162 kW	118	131
200 C3 Avant (447, 448) 2.2 Turbo quattro	1B	02.88 - 12.91	2226	B	147 kW	116	124
200 C3 Avant (447, 448) 2.2 Turbo quattro	MC	09.83 - 12.90	2226	B	121 kW	118	129
200 C3 Avant (447, 448) 2.2 Turbo	MC	08.85 - 09.91	2226	B	121 kW	118	129
200 C3 Avant (447, 448) 2.3	NF	11.86 - 09.91	2309	B	100 kW	125	173
200 C3 Stufenheck (447, 448) 2.1 5E	KH	08.83 - 07.84	2144	B	100 kW	104	60
200 C3 Stufenheck (447, 448) 2.1 5E	WC	08.83 - 07.84	2144	B	100 kW	104	59
200 C3 Stufenheck (447, 448) 2.1 Turbo quattro	KG	08.83 - 09.86	2144	B	134 kW	104	57
200 C3 Stufenheck (447, 448) 2.1 Turbo	KG	08.83 - 01.88	2144	B	134 kW	104	57
200 C3 Stufenheck (447, 448) 2.2 20V Turbo quattro	3B	03.89 - 12.90	2226	B	162 kW	118	131
200 C3 Stufenheck (447, 448) 2.2 Turbo quattro	1B	02.88 - 11.90	2226	B	147 kW	116	124
200 C3 Stufenheck (447, 448) 2.2 Turbo quattro	MC	01.85 - 12.91	2226	B	121 kW	118	129
200 C3 Stufenheck (447, 448) 2.2 Turbo	1B	02.88 - 12.90	2226	B	147 kW	116	124
200 C3 Stufenheck (447, 448) 2.2 Turbo	2B	02.88 - 12.90	2226	B	140 kW	117	128
200 C3 Stufenheck (447, 448) 2.2 Turbo	MC	08.85 - 09.91	2226	B	121 kW	118	129
200 C3 Stufenheck (447, 448) 2.2	KU	08.84 - 07.85	2226	B	101 kW	117	126
200 C3 Stufenheck (447, 448) 2.3	NF	11.86 - 09.91	2309	B	100 kW	125	173
50 (863) 1.1	HB	08.74 - 07.78	1093	B	37 kW	94	2
50 (863) 1.1	HC	08.74 - 07.77	1093	B	44 kW	94	2
50 (863) 1.3	HH	08.77 - 07.78	1272	B	44 kW	95	13
50 (863) 1.3	HJ	01.77 - 07.78	1272	B	43 kW	95	13
60 (613, 615) 1.5	10	09.68 - 08.72	1496	B	40 kW	106	68








60 (613, 615) 1.5	10	09.68 - 08.72	1496	B	48 kW	106	68
60 (613, 615) 1.5	8910	09.68 - 08.72	1496	B	40 kW	106	68
60 (613, 615) 1.5	8910	09.68 - 08.72	1496	B	48 kW	106	68
60 Variant (613, 615) 1.5	10	09.68 - 08.72	1496	B	40 kW	106	68
60 Variant (613, 615) 1.5	10	09.68 - 08.72	1496	B	48 kW	106	68
60 Variant (613, 615) 1.5	8910	09.68 - 08.72	1496	B	40 kW	106	68
60 Variant (613, 615) 1.5	8910	09.68 - 08.72	1496	B	48 kW	106	68
80 (613) 1.7	8920	09.66 - 08.68	1695	B	59 kW	106	68
80 B1 Avant (331) 1.6	YG	09.74 - 10.78	1588	B	61 kW	104	60
80 B1 Avant (331) 1.6	YH	09.74 - 10.78	1588	B	61 kW	104	60
80 B1 Avant (331) 1.6	YK	09.75 - 12.76	1588	B	59 kW	104	60
80 B1 Stufenheck (80, 82) 1.3	ZA	05.72 - 07.78	1297	B	40 kW	95	14
80 B1 Stufenheck (80, 82) 1.3	ZF	05.72 - 07.78	1297	B	44 kW	95	14
80 B1 Stufenheck (80, 82) 1.5	YJ	05.72 - 08.75	1471	B	55 kW	98	27
80 B1 Stufenheck (80, 82) 1.5	ZB	05.72 - 08.75	1471	B	55 kW	98	27
80 B1 Stufenheck (80, 82) 1.5	ZC	05.72 - 07.76	1471	B	63 kW	98	27
80 B1 Stufenheck (80, 82) 1.6 GTE	YS	01.76 - 07.78	1588	B	81 kW	105	63
80 B1 Stufenheck (80, 82) 1.6 GT	XX	09.73 - 07.76	1584	B	74 kW	105	63
80 B1 Stufenheck (80, 82) 1.6	FS	01.76 - 07.78	1588	B	53 kW	104	60
80 B1 Stufenheck (80, 82) 1.6	YG	09.74 - 07.78	1588	B	57 kW	104	60
80 B1 Stufenheck (80, 82) 1.6	YG	01.75 - 07.78	1588	B	61 kW	104	60
80 B1 Stufenheck (80, 82) 1.6	YH	09.74 - 07.78	1588	B	57 kW	104	60
80 B1 Stufenheck (80, 82) 1.6	YN	09.75 - 07.78	1588	B	55 kW	104	60
80 B1 Stufenheck (80, 82) 1.6	YP	09.75 - 07.78	1588	B	63 kW	105	64
80 B2 Stufenheck (811, 813, 814, 819, 853) 1.3	EP	09.78 - 07.86	1297	B	44 kW	95	12
80 B2 Stufenheck (811, 813, 814, 819, 853) 1.3	FY	09.78 - 07.81	1272	B	40 kW	95	13
80 B2 Stufenheck (811, 813, 814, 819, 853) 1.3	FZ	09.78 - 07.81	1272	B	44 kW	95	13
80 B2 Stufenheck (811, 813, 814, 819, 853) 1.6 D	CR	08.80 - 08.86	1588	D	40 kW	97	20
80 B2 Stufenheck (811, 813, 814, 819, 853) 1.6 D	JK	08.80 - 08.86	1588	D	40 kW	98	23
80 B2 Stufenheck (811, 813, 814, 819, 853) 1.6 GLE	YZ	08.78 - 07.82	1588	B	81 kW	105	63
80 B2 Stufenheck (811, 813, 814, 819, 853) 1.6 TD	CY	08.81 - 05.86	1588	D	51 kW	97	21
80 B2 Stufenheck (811, 813, 814, 819, 853) 1.6	DT	08.78 - 03.87	1595	B	55 kW	115	118
80 B2 Stufenheck (811, 813, 814, 819, 853) 1.6	JU	08.78 - 03.87	1595	B	55 kW	117	125
80 B2 Stufenheck (811, 813, 814, 819, 853) 1.6	SA	02.86 - 07.86	1595	B	54 kW	119	139
80 B2 Stufenheck (811, 813, 814, 819, 853) 1.6	WV	08.78 - 07.86	1588	B	55 kW	105	64
80 B2 Stufenheck (811, 813, 814, 819, 853) 1.6	WY	08.78 - 07.86	1588	B	55 kW	104	60
80 B2 Stufenheck (811, 813, 814, 819, 853) 1.6	YG	09.79 - 12.80	1588	B	61 kW	104	60
80 B2 Stufenheck (811, 813, 814, 819, 853) 1.6	YH	09.79 - 12.80	1588	B	61 kW	104	60
80 B2 Stufenheck (811, 813, 814, 819, 853) 1.6	YK	09.79 - 12.80	1588	B	61 kW	104	60
80 B2 Stufenheck (811, 813, 814, 819, 853) 1.6	YN	08.78 - 07.86	1588	B	55 kW	104	60
80 B2 Stufenheck (811, 813, 814, 819, 853) 1.6	YP	08.78 - 02.83	1588	B	63 kW	105	64
80 B2 Stufenheck (811, 813, 814, 819, 853) 1.6	YT	08.78 - 07.81	1588	B	51 kW	104	60
80 B2 Stufenheck (811, 813, 814, 819, 853) 1.6	YY	08.78 - 07.81	1588	B	51 kW	104	60
80 B2 Stufenheck (811, 813, 814, 819, 853) 1.7	WT	08.81 - 07.83	1715	B	58 kW	105	64
80 B2 Stufenheck (811, 813, 814, 819, 853) 1.8 CC quattro (85Q)	JN	08.84 - 08.86	1781	B	66 kW	116	121
80 B2 Stufenheck (811, 813, 814, 819, 853) 1.8 CC quattro (85Q)	JN	08.85 - 08.86	1781	B	68 kW	116	121
80 B2 Stufenheck (811, 813, 814, 819, 853) 1.8 CC quattro (85Q)	JV	08.84 - 08.86	1781	B	66 kW	115	118
80 B2 Stufenheck (811, 813, 814, 819, 853) 1.8 CC quattro (85Q)	NE	08.84 - 08.86	1781	B	66 kW	116	121
80 B2 Stufenheck (811, 813, 814, 819, 853) 1.8 GTE quattro (85Q)	DZ	08.84 - 08.86	1781	B	82 kW	116	121
80 B2 Stufenheck (811, 813, 814, 819, 853) 1.8 GTE quattro (85Q)	PV	03.85 - 08.86	1781	B	81 kW	119	136
80 B2 Stufenheck (811, 813, 814, 819, 853) 1.8 GTE	DZ	10.84 - 08.86	1781	B	82 kW	116	121
80 B2 Stufenheck (811, 813, 814, 819, 853) 1.8 GTE	MU	10.84 - 08.86	1781	B	82 kW	118	130
80 B2 Stufenheck (811, 813, 814, 819, 853) 1.8 GTE	PV	08.85 - 07.86	1781	B	81 kW	119	136
80 B2 Stufenheck (811, 813, 814, 819, 853) 1.8	DS	01.83 - 08.86	1781	B	66 kW	115	118
80 B2 Stufenheck (811, 813, 814, 819, 853) 1.8	JN	01.83 - 08.86	1781	B	66 kW	116	121
80 B2 Stufenheck (811, 813, 814, 819, 853) 1.8	JN	08.83 - 08.86	1781	B	68 kW	116	121
80 B2 Stufenheck (811, 813, 814, 819, 853) 1.8	JV	01.83 - 08.86	1781	B	66 kW	115	118
80 B2 Stufenheck (811, 813, 814, 819, 853) 1.8	SF	02.86 - 07.86	1781	B	65 kW	107	74
80 B2 Stufenheck (811, 813, 814, 819, 853) 1.9 CD-5S	WN	09.81 - 07.83	1921	B	85 kW	105	61
80 B2 Stufenheck (811, 813, 814, 819, 853) 2.0 quattro (85Q)	JS	10.83 - 09.84	1994	B	85 kW	116	122
80 B2 Stufenheck (811, 813, 814, 819, 853) 2.0	HP	10.83 - 09.84	1994	B	85 kW	116	122
80 B2 Stufenheck (811, 813, 814, 819, 853) 2.0	JL	10.83 - 09.84	1994	B	81 kW	116	124

			<b>ccm</b>		<b>kw</b>		<b>1</b>	<b>POS</b>
80 B2 Stufenheck (811, 813, 814, 819, 853) 2.0	JS	10.83 - 09.84	1994	B	85 kW	116	122	
80 B2 Stufenheck (811, 813, 814, 819, 853) 2.2 quattro (85Q)	KK	08.82 - 07.84	2144	B	100 kW	104	57	
80 B2 Stufenheck (811, 813, 814, 819, 853) 2.2 quattro	HY	08.82 - 07.84	2226	B	100 kW	116	123	
80 B2 Stufenheck (811, 813, 814, 819, 853) 2.2 quattro	KL	08.82 - 07.84	2144	B	96 kW	104	57	
80 B2 Stufenheck (811, 813, 814, 819, 853) 2.2	JT	11.84 - 03.87	2226	B	89 kW	117	128	
80 B2 Stufenheck (811, 813, 814, 819, 853) 2.2	KX	06.84 - 12.86	2226	B	88 kW	117	127	
80 B2 Stufenheck (811, 813, 814, 819, 853) 2.2	WE	10.80 - 07.83	2144	B	85 kW	104	60	
80 B3 Stufenheck (893, 894, 8A2) 1.6 D	JK	02.87 - 07.89	1588	D	40 kW	98	23	
80 B3 Stufenheck (893, 894, 8A2) 1.6 TD	RA	09.86 - 08.91	1588	D	59 kW	98	25	
80 B3 Stufenheck (893, 894, 8A2) 1.6 TD	SB	09.86 - 08.91	1588	D	59 kW	98	26	
80 B3 Stufenheck (893, 894, 8A2) 1.6	ABB	08.90 - 10.91	1595	B	75 kW	106	73	
80 B3 Stufenheck (893, 894, 8A2) 1.6	PP	08.87 - 09.91	1595	B	51 kW	107	74	
80 B3 Stufenheck (893, 894, 8A2) 1.6	RN	09.86 - 08.91	1595	B	55 kW	116	121	
80 B3 Stufenheck (893, 894, 8A2) 1.8 E quattro	DZ	09.86 - 08.91	1781	B	82 kW	116	121	
80 B3 Stufenheck (893, 894, 8A2) 1.8 E	DZ	06.86 - 08.91	1781	B	82 kW	116	121	
80 B3 Stufenheck (893, 894, 8A2) 1.8 S quattro	JN	09.86 - 09.91	1781	B	66 kW	116	121	
80 B3 Stufenheck (893, 894, 8A2) 1.8 S quattro	NE	09.86 - 09.91	1781	B	66 kW	116	121	
80 B3 Stufenheck (893, 894, 8A2) 1.8 S quattro	PM	09.86 - 09.91	1781	B	66 kW	107	74	
80 B3 Stufenheck (893, 894, 8A2) 1.8 S quattro	SF	09.86 - 07.90	1781	B	65 kW	107	74	
80 B3 Stufenheck (893, 894, 8A2) 1.8 S quattro	SF	09.86 - 09.91	1781	B	66 kW	107	74	
80 B3 Stufenheck (893, 894, 8A2) 1.8 S	JN	09.86 - 10.91	1781	B	66 kW	116	121	
80 B3 Stufenheck (893, 894, 8A2) 1.8 S	JV	09.86 - 10.91	1781	B	66 kW	115	118	
80 B3 Stufenheck (893, 894, 8A2) 1.8 S	NE	09.86 - 10.91	1781	B	66 kW	116	121	
80 B3 Stufenheck (893, 894, 8A2) 1.8 S	PM	09.86 - 10.91	1781	B	66 kW	107	74	
80 B3 Stufenheck (893, 894, 8A2) 1.8 S	SF	08.86 - 01.90	1781	B	65 kW	107	74	
80 B3 Stufenheck (893, 894, 8A2) 1.8 S	SF	09.86 - 10.91	1781	B	66 kW	107	74	
80 B3 Stufenheck (893, 894, 8A2) 1.8 quattro	SD	09.86 - 08.90	1847	B	83 kW	126	175	
80 B3 Stufenheck (893, 894, 8A2) 1.8	RU	10.86 - 01.90	1781	B	55 kW	107	74	
80 B3 Stufenheck (893, 894, 8A2) 1.8	SD	09.86 - 07.88	1847	B	83 kW	126	175	
80 B3 Stufenheck (893, 894, 8A2) 1.9 D	1Y	08.89 - 08.91	1896	D	50 kW	99	31	
80 B3 Stufenheck (893, 894, 8A2) 1.9 quattro	SD	10.88 - 06.89	1847	B	83 kW	126	175	
80 B3 Stufenheck (893, 894, 8A2) 1.9	SD	08.88 - 12.88	1847	B	83 kW	126	175	
80 B3 Stufenheck (893, 894, 8A2) 2.0 E 16V quattro	6A	03.90 - 08.91	1984	B	101 kW	120	142	
80 B3 Stufenheck (893, 894, 8A2) 2.0 E 16V	6A	03.90 - 09.91	1984	B	101 kW	120	142	
80 B3 Stufenheck (893, 894, 8A2) 2.0 E quattro	3A	08.88 - 09.90	1984	B	83 kW	120	144	
80 B3 Stufenheck (893, 894, 8A2) 2.0 E quattro	3A	08.88 - 07.90	1984	B	82 kW	120	144	
80 B3 Stufenheck (893, 894, 8A2) 2.0 E	3A	08.88 - 10.90	1984	B	83 kW	120	144	
80 B3 Stufenheck (893, 894, 8A2) 2.0 E	3A	08.88 - 10.90	1984	B	82 kW	120	144	
80 B3 Stufenheck (893, 894, 8A2) 2.0 E	AAD	08.90 - 10.91	1984	B	85 kW	120	144	
80 B3 Stufenheck (893, 894, 8A2) 2.0 quattro	AAD	10.90 - 08.91	1984	B	85 kW	120	144	
80 B3 Stufenheck (893, 894, 8A2) 2.3 quattro	NG	10.87 - 07.89	2309	B	98 kW	125	174	
80 B3 Stufenheck (893, 894, 8A2) 2.3	NG	09.90 - 10.91	2309	B	97 kW	125	174	
80 B4 Avant (8C5) 1.6 E	ADA	06.93 - 01.96	1595	B	74 kW	107	76	
80 B4 Avant (8C5) 1.9 TDI	1Z	07.92 - 01.96	1896	D	66 kW	100	35	
80 B4 Avant (8C5) 1.9 TD	AAZ	09.91 - 01.96	1896	D	55 kW	100	33	
80 B4 Avant (8C5) 2.0 E 16V quattro	ACE	12.92 - 07.95	1984	B	103 kW	121	145	
80 B4 Avant (8C5) 2.0 E 16V	ACE	02.93 - 01.96	1984	B	103 kW	121	145	
80 B4 Avant (8C5) 2.0 E	ABK	07.92 - 01.96	1984	B	85 kW	120	143	
80 B4 Avant (8C5) 2.0 quattro	ADW	11.93 - 01.96	1984	B	79 kW	120	143	
80 B4 Avant (8C5) 2.0	ABT	07.92 - 01.96	1984	B	66 kW	120	143	
80 B4 Avant (8C5) 2.3 E quattro	NG	09.91 - 11.94	2309	B	98 kW	125	174	
80 B4 Avant (8C5) 2.3 E	NG	07.92 - 01.96	2309	B	98 kW	125	174	
80 B4 Avant (8C5) 2.6 quattro	ABC	07.92 - 07.95	2598	B	110 kW	120	143	
80 B4 Avant (8C5) 2.6	ABC	07.92 - 01.96	2598	B	110 kW	120	143	
80 B4 Avant (8C5) 2.8 quattro	AAH	08.92 - 07.95	2771	B	128 kW	120	143	
80 B4 Avant (8C5) 2.8	AAH	09.91 - 01.96	2771	B	128 kW	120	143	
80 B4 Avant (8C5) RS2 quattro	ADU	03.94 - 07.95	2226	B	232 kW	108	78	
80 B4 Avant (8C5) S2 quattro	ABY	10.92 - 12.95	2226	B	169 kW	107	75	
80 B4 Stufenheck (8C2) 1.6 E	ADA	06.93 - 12.94	1595	B	74 kW	107	76	
80 B4 Stufenheck (8C2) 1.6	ABM	09.91 - 12.94	1595	B	52 kW	107	74	
80 B4 Stufenheck (8C2) 1.9 TDI	1Z	09.91 - 12.94	1896	D	66 kW	100	35	
80 B4 Stufenheck (8C2) 1.9 TD	AAZ	09.91 - 12.94	1896	D	55 kW	100	33	















80 B4 Stufenheck (8C2) 2.0 E 16V quattro	ACE	04.92 - 12.94	1984	B	103 kW	121	145
80 B4 Stufenheck (8C2) 2.0 E 16V	6A	09.91 - 07.92	1984	B	101 kW	120	142
80 B4 Stufenheck (8C2) 2.0 E 16V	ACE	08.92 - 12.94	1984	B	103 kW	121	145
80 B4 Stufenheck (8C2) 2.0 E quattro	ABK	09.91 - 07.95	1984	B	85 kW	120	143
80 B4 Stufenheck (8C2) 2.0 E	ABK	09.91 - 12.94	1984	B	85 kW	120	143
80 B4 Stufenheck (8C2) 2.0 quattro	ADW	11.93 - 07.94	1984	B	79 kW	120	143
80 B4 Stufenheck (8C2) 2.0	ABT	09.91 - 12.94	1984	B	66 kW	120	143
80 B4 Stufenheck (8C2) 2.3 E quattro	NG	09.91 - 12.94	2309	B	98 kW	125	174
80 B4 Stufenheck (8C2) 2.3 E	NG	09.91 - 12.94	2309	B	98 kW	125	174
80 B4 Stufenheck (8C2) 2.6 quattro	ABC	06.92 - 12.94	2598	B	110 kW	120	143
80 B4 Stufenheck (8C2) 2.6	ABC	07.92 - 12.94	2598	B	110 kW	120	143
80 B4 Stufenheck (8C2) 2.8 quattro	AAH	09.91 - 12.94	2771	B	128 kW	120	143
80 B4 Stufenheck (8C2) 2.8 quattro	AFC	09.91 - 12.94	2771	B	128 kW	121	146
80 B4 Stufenheck (8C2) 2.8	AAH	09.91 - 12.94	2771	B	128 kW	120	143
80 B4 Stufenheck (8C2) 2.8	AFC	09.91 - 12.94	2771	B	128 kW	121	146
80 B4 Stufenheck (8C2) S2 quattro	ABY	02.93 - 12.94	2226	B	169 kW	107	75
80 QUATTRO (85) 2.2 Turbo	MB	08.87 - 07.89	2226	B	147 kW	117	128
80 QUATTRO (85) 2.2 quattro	HY	12.84 - 07.87	2226	B	100 kW	116	123
80 QUATTRO (85) 2.2 quattro	JT	12.84 - 07.87	2226	B	89 kW	117	128
80 QUATTRO (85) 2.2 quattro	KV	12.84 - 07.87	2226	B	100 kW	117	126
80 Variant 1.7	8920	09.66 - 08.68	1695	B	59 kW	106	68
90 B2 (813, 814, 853) 1.6 TD	CY	10.85 - 01.87	1588	D	51 kW	97	21
90 B2 (813, 814, 853) 2.0 quattro	JS	08.84 - 08.86	1994	B	85 kW	116	122
90 B2 (813, 814, 853) 2.0	HP	10.84 - 03.87	1994	B	85 kW	116	122
90 B2 (813, 814, 853) 2.0	JS	10.84 - 03.87	1994	B	85 kW	116	122
90 B2 (813, 814, 853) 2.0	SK	03.86 - 03.87	1994	B	83 kW	117	128
90 B2 (813, 814, 853) 2.2 E quattro	JT	08.85 - 03.87	2226	B	88 kW	117	128
90 B2 (813, 814, 853) 2.2 E quattro	KV	11.84 - 03.87	2226	B	100 kW	117	126
90 B2 (813, 814, 853) 2.2	HY	10.84 - 03.87	2226	B	100 kW	116	123
90 B2 (813, 814, 853) 2.2	KV	10.84 - 03.87	2226	B	100 kW	117	126
90 B2 (813, 814, 853) 2.2	KX	01.85 - 03.87	2226	B	85 kW	117	127
90 B3 (893, 894, 8A2) 1.6 TD	RA	04.87 - 09.91	1588	D	59 kW	98	25
90 B3 (893, 894, 8A2) 1.6 TD	SB	04.87 - 09.91	1588	D	59 kW	98	26
90 B3 (893, 894, 8A2) 1.8 E	DZ	08.89 - 08.91	1781	B	82 kW	116	121
90 B3 (893, 894, 8A2) 2.0 20 V quattro	NM	08.88 - 09.91	1994	B	118 kW	118	131
90 B3 (893, 894, 8A2) 2.0 20 V	NM	08.89 - 07.91	1994	B	118 kW	118	131
90 B3 (893, 894, 8A2) 2.0 E	3A	08.89 - 10.90	1984	B	83 kW	120	144
90 B3 (893, 894, 8A2) 2.0 quattro	6A	08.89 - 07.90	1984	B	101 kW	120	142
90 B3 (893, 894, 8A2) 2.0	3A	09.87 - 03.91	1984	B	80 kW	120	144
90 B3 (893, 894, 8A2) 2.0	PS	07.88 - 09.91	1994	B	85 kW	119	134
90 B3 (893, 894, 8A2) 2.2 E quattro	KV	04.87 - 09.91	2226	B	100 kW	117	126
90 B3 (893, 894, 8A2) 2.2 E	KV	04.87 - 07.91	2226	B	100 kW	117	126
90 B3 (893, 894, 8A2) 2.3 E 20V quattro	7A	06.88 - 09.91	2309	B	125 kW	120	142
90 B3 (893, 894, 8A2) 2.3 E 20V quattro	7A	04.90 - 09.91	2309	B	123 kW	120	142
90 B3 (893, 894, 8A2) 2.3 E 20V	7A	04.90 - 07.91	2309	B	123 kW	120	142
90 B3 (893, 894, 8A2) 2.3 E 20V	7A	08.88 - 07.91	2309	B	125 kW	120	142
90 B3 (893, 894, 8A2) 2.3 E quattro	NG	04.87 - 07.91	2309	B	100 kW	125	174
90 B3 (893, 894, 8A2) 2.3 E quattro	NG	04.87 - 09.91	2309	B	98 kW	125	174
90 B3 (893, 894, 8A2) 2.3 E	NG	04.87 - 07.91	2309	B	100 kW	125	174
90 B3 (893, 894, 8A2) 2.3 E	NG	04.87 - 09.91	2309	B	98 kW	125	174
A1 (8X1, 8XK) 1.0 TFSI	CHZB	03.15 - 10.18	999	B	70 kW	94	6
A1 (8X1, 8XK) 1.0 TFSI	CHZE	01.16 - 10.18	999	B	60 kW	94	7
A1 (8X1, 8XK) 1.2 TFSI	CBZA	05.10 - 04.15	1197	B	63 kW	94	3
A1 (8X1, 8XK) 1.4 TDI	CUSB	11.14 - 10.18	1422	D	66 kW	103	52
A1 (8X1, 8XK) 1.4 TFSI	CAVG	01.11 - 04.15	1390	B	136 kW	96	17
A1 (8X1, 8XK) 1.4 TFSI	CAXA	05.10 - 04.15	1390	B	90 kW	96	17
A1 (8X1, 8XK) 1.4 TFSI	CNVA	05.10 - 04.15	1390	B	90 kW	96	17
A1 (8X1, 8XK) 1.4 TFSI	CPTA	04.12 - 04.15	1395	B	103 kW	94	7
A1 (8X1, 8XK) 1.4 TFSI	CTHG	01.11 - 04.15	1390	B	136 kW	96	17
A1 (8X1, 8XK) 1.4 TFSI	CTJA	01.11 - 04.15	1390	B	136 kW	96	17
A1 (8X1, 8XK) 1.4 TFSI	CZCA	11.14 - 10.18	1395	B	92 kW	94	7
A1 (8X1, 8XK) 1.4 TFSI	CZDB	11.14 - 10.18	1395	B	92 kW	94	7



			<b>ccm</b>		<b>kw</b>		<b>1</b> POS
A1 (8X1, 8XK) 1.4 TFSI	CZDD	11.14 - 10.18	1395	B	92 kW	94	7
A1 (8X1, 8XK) 1.4 TSI	CZEA	11.14 - 10.18	1395	B	110 kW	94	7
A1 (8X1, 8XK) 1.6 TDI	CAYB	03.11 - 04.15	1598	D	66 kW	103	51
A1 (8X1, 8XK) 1.6 TDI	CAYC	05.10 - 04.15	1598	D	77 kW	103	51
A1 (8X1, 8XK) 1.6 TDI	CXMA	11.14 - 10.18	1598	D	85 kW	103	53
A1 (8X1, 8XK) 1.8 TFSI	DAJB	02.15 - 10.18	1798	B	141 kW	124	162
A1 (8X1, 8XK) 2.0 TDI	CFHB	05.12 - 04.15	1968	D	100 kW	113	104
A1 (8X1, 8XK) 2.0 TDI	CFHD	09.11 - 04.15	1968	D	105 kW	112	103
A1 (8X1, 8XK) 2.0 TFSI quattro	CDLH	03.12 - 11.12	1984	B	188 kW	122	153
A1 (8X1, 8XK) S1 quattro	CWZA	03.14 - 10.18	1984	B	170 kW	124	168
A1 Allstreet (GBH) 25 TFSI	DLAC	07.22	999	B	70 kW	95	11
A1 Allstreet (GBH) 30 TFSI	DLAA	07.22	999	B	81 kW	95	11
A1 Allstreet (GBH) 35 TFSI	DPCA	07.22	1498	B	110 kW	95	8
A1 City Carver (GBH) 25 TFSI	DKLA	07.19	999	B	70 kW	94	6
A1 City Carver (GBH) 30 TFSI	DKJA	07.19	999	B	85 kW	95	9
A1 City Carver (GBH) 30 TFSI	DKRF	07.19	999	B	85 kW	95	10
A1 City Carver (GBH) 30 TFSI	DLAA	09.20	999	B	81 kW	95	11
A1 City Carver (GBH) 35 TFSI	DPCA	07.19	1498	B	110 kW	95	8
A1 Sportback (8XA, 8XF) 1.0 TFSI	CHZB	03.15 - 10.18	999	B	70 kW	94	6
A1 Sportback (8XA, 8XF) 1.0 TFSI	CHZE	01.16 - 10.18	999	B	60 kW	94	7
A1 Sportback (8XA, 8XF) 1.2 TFSI	CBZA	11.11 - 04.15	1197	B	63 kW	94	3
A1 Sportback (8XA, 8XF) 1.4 TDI	CUSB	11.14 - 10.18	1422	D	66 kW	103	52
A1 Sportback (8XA, 8XF) 1.4 TFSI	CAVG	11.11 - 04.15	1390	B	136 kW	96	17
A1 Sportback (8XA, 8XF) 1.4 TFSI	CAXA	11.11 - 04.15	1390	B	90 kW	96	17
A1 Sportback (8XA, 8XF) 1.4 TFSI	CNVA	11.11 - 04.15	1390	B	90 kW	96	17
A1 Sportback (8XA, 8XF) 1.4 TFSI	CPTA	04.12 - 04.15	1395	B	103 kW	94	7
A1 Sportback (8XA, 8XF) 1.4 TFSI	CTHG	11.11 - 04.15	1390	B	136 kW	96	17
A1 Sportback (8XA, 8XF) 1.4 TFSI	CTJA	11.11 - 04.15	1390	B	136 kW	96	17
A1 Sportback (8XA, 8XF) 1.4 TFSI	CZCA	11.14 - 10.18	1395	B	92 kW	94	7
A1 Sportback (8XA, 8XF) 1.4 TFSI	CZDB	11.14 - 10.18	1395	B	92 kW	94	7
A1 Sportback (8XA, 8XF) 1.4 TFSI	CZDD	11.14 - 10.18	1395	B	92 kW	94	7
A1 Sportback (8XA, 8XF) 1.4 TSI	CZEA	11.14 - 10.18	1395	B	110 kW	94	7
A1 Sportback (8XA, 8XF) 1.6 TDI	CAYB	11.11 - 04.15	1598	D	66 kW	103	51
A1 Sportback (8XA, 8XF) 1.6 TDI	CAYC	11.11 - 04.15	1598	D	77 kW	103	51
A1 Sportback (8XA, 8XF) 1.6 TDI	CXMA	11.14 - 10.18	1598	D	85 kW	103	53
A1 Sportback (8XA, 8XF) 1.8 TFSI	DAJB	02.15 - 10.18	1798	B	141 kW	124	162
A1 Sportback (8XA, 8XF) 2.0 TDI	CFHB	05.12 - 04.15	1968	D	100 kW	113	104
A1 Sportback (8XA, 8XF) 2.0 TDI	CFHD	09.11 - 04.15	1968	D	105 kW	112	103
A1 Sportback (8XA, 8XF) S1 quattro	CWZA	03.14 - 10.18	1984	B	170 kW	124	168
A1 Sportback (GBA) 25 TFSI	CHZL	11.18	999	B	70 kW	94	6
A1 Sportback (GBA) 25 TFSI	DKLA	11.18	999	B	70 kW	94	6
A1 Sportback (GBA) 25 TFSI	DLAC	11.18	999	B	70 kW	95	11
A1 Sportback (GBA) 30 TFSI	DKJA	07.18	999	B	85 kW	95	9
A1 Sportback (GBA) 30 TFSI	DKRF	07.18	999	B	85 kW	95	10
A1 Sportback (GBA) 30 TFSI	DLAA	09.20	999	B	81 kW	95	11
A1 Sportback (GBA) 35 TFSI	DADA	09.18	1498	B	110 kW	95	8
A1 Sportback (GBA) 35 TFSI	DPCA	09.18	1498	B	110 kW	95	8
A1 Sportback (GBA) 40 TFSI	CZPC	09.18	1984	B	147 kW	125	171
A1 Sportback (GBA) 40 TFSI	DKZC	09.18	1984	B	147 kW	125	171
A1 Sportback (GBA) 40 TFSI	DNND	04.21	1984	B	152 kW	124	168
A2 (8Z0) 1.2 TDI	ANY	03.01 - 08.05	1191	D	45 kW	96	15
A2 (8Z0) 1.4 TDI	AMF	02.00 - 08.05	1422	D	55 kW	101	40
A2 (8Z0) 1.4 TDI	ATL	11.03 - 08.05	1422	D	66 kW	102	48
A2 (8Z0) 1.4 TDI	BHC	02.00 - 08.05	1422	D	55 kW	102	48
A2 (8Z0) 1.4	AUA	02.00 - 08.05	1390	B	55 kW	96	17
A2 (8Z0) 1.4	BBY	02.00 - 08.05	1390	B	55 kW	96	17
A2 (8Z0) 1.6 FSI	BAD	05.02 - 08.05	1598	B	81 kW	96	17
A3 (8L1) 1.6	AEH	09.96 - 09.06	1595	B	74 kW	107	77
A3 (8L1) 1.6	AKL	09.96 - 09.06	1595	B	74 kW	107	77
A3 (8L1) 1.6	APF	09.96 - 09.06	1595	B	74 kW	107	77
A3 (8L1) 1.6	AVU	05.00 - 06.03	1595	B	75 kW	109	88
A3 (8L1) 1.6	BAH	07.02 - 12.04	1598	B	74 kW	96	16








							
A3 (8L1) 1.6	BFQ	05.00 - 06.03	1595	B	75 kW	109	88
A3 (8L1) 1.8 T quattro	AGU	12.96 - 05.03	1781	B	110 kW	109	83
A3 (8L1) 1.8 T quattro	AJQ	10.98 - 05.03	1781	B	132 kW	109	83
A3 (8L1) 1.8 T quattro	AQA	12.96 - 05.03	1781	B	110 kW	109	83
A3 (8L1) 1.8 T quattro	ARX	12.96 - 05.03	1781	B	110 kW	109	83
A3 (8L1) 1.8 T quattro	ARY	10.98 - 05.03	1781	B	132 kW	109	83
A3 (8L1) 1.8 T	AGU	12.96 - 09.06	1781	B	110 kW	109	83
A3 (8L1) 1.8 T	AJQ	12.98 - 09.06	1781	B	132 kW	109	83
A3 (8L1) 1.8 T	APP	12.98 - 09.06	1781	B	132 kW	109	83
A3 (8L1) 1.8 T	AQA	12.96 - 09.06	1781	B	110 kW	109	83
A3 (8L1) 1.8 T	ARY	12.98 - 09.06	1781	B	132 kW	109	83
A3 (8L1) 1.8 T	ARZ	12.96 - 09.06	1781	B	110 kW	109	83
A3 (8L1) 1.8 T	AUM	12.96 - 09.06	1781	B	110 kW	109	83
A3 (8L1) 1.8 T	AUQ	12.98 - 09.06	1781	B	132 kW	109	83
A3 (8L1) 1.8	AGN	09.96 - 09.06	1781	B	92 kW	108	80
A3 (8L1) 1.8	APG	09.96 - 09.06	1781	B	92 kW	108	80
A3 (8L1) 1.9 TDI quattro	ASZ	08.00 - 05.03	1896	D	96 kW	101	42
A3 (8L1) 1.9 TDI	AGR	09.96 - 09.01	1896	D	66 kW	100	36
A3 (8L1) 1.9 TDI	AHF	08.97 - 07.01	1896	D	81 kW	100	36
A3 (8L1) 1.9 TDI	ALH	09.96 - 09.01	1896	D	66 kW	101	39
A3 (8L1) 1.9 TDI	ASV	08.97 - 07.01	1896	D	81 kW	101	39
A3 (8L1) 1.9 TDI	ASZ	08.00 - 05.03	1896	D	96 kW	101	42
A3 (8L1) 1.9 TDI	ATD	10.00 - 05.03	1896	D	74 kW	102	43
A3 (8L1) 1.9 TDI	AXR	10.00 - 05.03	1896	D	74 kW	102	47
A3 (8L1) S3 quattro	AMK	03.99 - 12.02	1781	B	154 kW	109	83
A3 (8L1) S3 quattro	APY	03.99 - 12.02	1781	B	154 kW	109	83
A3 (8L1) S3 quattro	AUL	03.99 - 12.02	1781	B	154 kW	109	83
A3 (8L1) S3 quattro	BAM	08.01 - 06.03	1781	B	165 kW	109	83
A3 (8P1) 1.2 TFSI	CBZB	04.10 - 08.12	1197	B	77 kW	94	4
A3 (8P1) 1.4 TFSI	CAXC	09.07 - 08.12	1390	B	92 kW	96	17
A3 (8P1) 1.4 TFSI	CMSA	09.07 - 08.12	1390	B	92 kW	96	17
A3 (8P1) 1.6 E-Power	CCSA	01.11 - 08.12	1595	B/E	75 kW	112	102
A3 (8P1) 1.6 E-Power	CMXA	01.11 - 08.12	1595	B/E	75 kW	113	105
A3 (8P1) 1.6 FSI	BAG	08.03 - 09.07	1598	B	85 kW	96	17
A3 (8P1) 1.6 FSI	BLF	08.03 - 09.07	1598	B	85 kW	96	17
A3 (8P1) 1.6 FSI	BLP	08.03 - 09.07	1598	B	85 kW	96	17
A3 (8P1) 1.6 TDI	CAYB	05.09 - 08.12	1598	D	66 kW	103	51
A3 (8P1) 1.6 TDI	CAYC	05.09 - 08.12	1598	D	77 kW	103	51
A3 (8P1) 1.6	BGU	05.03 - 08.12	1595	B	75 kW	109	88
A3 (8P1) 1.6	BSE	05.03 - 08.12	1595	B	75 kW	109	88
A3 (8P1) 1.6	BSF	05.03 - 08.12	1595	B	75 kW	109	88
A3 (8P1) 1.6	CCSA	05.03 - 08.12	1595	B	75 kW	112	102
A3 (8P1) 1.8 TFSI quattro	CDA A	07.08 - 08.12	1798	B	118 kW	123	160
A3 (8P1) 1.8 TFSI	BYT	11.06 - 08.12	1798	B	118 kW	122	153
A3 (8P1) 1.8 TFSI	BZB	11.06 - 08.12	1798	B	118 kW	122	154
A3 (8P1) 1.8 TFSI	CDA A	11.06 - 08.12	1798	B	118 kW	123	160
A3 (8P1) 1.9 TDI	BKC	05.03 - 05.10	1896	D	77 kW	102	47
A3 (8P1) 1.9 TDI	BLS	05.03 - 05.10	1896	D	77 kW	103	50
A3 (8P1) 1.9 TDI	BXE	05.03 - 05.10	1896	D	77 kW	102	47
A3 (8P1) 2.0 FSI	AXW	05.03 - 03.10	1984	B	110 kW	122	152
A3 (8P1) 2.0 FSI	BLR	05.03 - 03.10	1984	B	110 kW	122	152
A3 (8P1) 2.0 FSI	BLX	05.03 - 03.10	1984	B	110 kW	122	152
A3 (8P1) 2.0 FSI	BLY	05.03 - 03.10	1984	B	110 kW	122	152
A3 (8P1) 2.0 FSI	BMB	05.03 - 03.10	1984	B	110 kW	122	152
A3 (8P1) 2.0 FSI	BVY	05.03 - 03.10	1984	B	110 kW	122	152
A3 (8P1) 2.0 FSI	BVZ	05.03 - 03.10	1984	B	110 kW	122	152
A3 (8P1) 2.0 TDI 16V quattro	BKD	08.04 - 08.12	1968	D	103 kW	109	86
A3 (8P1) 2.0 TDI 16V quattro	CBAB	08.04 - 08.12	1968	D	103 kW	113	104
A3 (8P1) 2.0 TDI 16V quattro	CFFB	08.04 - 08.12	1968	D	103 kW	113	104
A3 (8P1) 2.0 TDI 16V	BKD	05.03 - 08.12	1968	D	103 kW	109	86
A3 (8P1) 2.0 TDI 16V	CBAB	05.03 - 08.12	1968	D	103 kW	113	104
A3 (8P1) 2.0 TDI 16V	CBEA	05.03 - 08.12	1968	D	103 kW	112	101

			<b>ccm</b>		<b>kw</b>		<b>1</b> <b>POS</b>
A3 (8P1) 2.0 TDI 16V	CFFB	05.03 - 08.12	1968	D	103 kW	113	104
A3 (8P1) 2.0 TDI 16V	CLJA	05.03 - 08.12	1968	D	103 kW	113	104
A3 (8P1) 2.0 TDI quattro	AZV	05.03 - 06.08	1968	D	100 kW	109	86
A3 (8P1) 2.0 TDI quattro	BMM	01.06 - 06.08	1968	D	103 kW	110	92
A3 (8P1) 2.0 TDI quattro	BMN	03.06 - 08.12	1968	D	125 kW	110	93
A3 (8P1) 2.0 TDI quattro	CBBB	03.06 - 08.12	1968	D	125 kW	113	104
A3 (8P1) 2.0 TDI quattro	CFGB	03.06 - 08.12	1968	D	125 kW	113	104
A3 (8P1) 2.0 TDI	AZV	05.03 - 08.12	1968	D	100 kW	109	86
A3 (8P1) 2.0 TDI	BMM	06.05 - 06.08	1968	D	103 kW	110	92
A3 (8P1) 2.0 TDI	BMN	03.06 - 08.12	1968	D	125 kW	110	93
A3 (8P1) 2.0 TDI	BUY	06.06 - 06.08	1968	D	120 kW	110	91
A3 (8P1) 2.0 TDI	CBAA	05.03 - 08.12	1968	D	100 kW	113	104
A3 (8P1) 2.0 TDI	CBBB	03.06 - 08.12	1968	D	125 kW	113	104
A3 (8P1) 2.0 TDI	CFFA	05.03 - 08.12	1968	D	100 kW	113	104
A3 (8P1) 2.0 TDI	CFGB	03.06 - 08.12	1968	D	125 kW	113	104
A3 (8P1) 2.0 TFSI quattro	AXX	09.04 - 08.12	1984	B	147 kW	122	153
A3 (8P1) 2.0 TFSI quattro	BWA	09.04 - 08.12	1984	B	147 kW	122	153
A3 (8P1) 2.0 TFSI quattro	CBFA	09.04 - 08.12	1984	B	147 kW	122	154
A3 (8P1) 2.0 TFSI quattro	CCTA	09.04 - 08.12	1984	B	147 kW	122	154
A3 (8P1) 2.0 TFSI quattro	CCZA	09.04 - 08.12	1984	B	147 kW	122	154
A3 (8P1) 2.0 TFSI	AXX	09.04 - 08.12	1984	B	147 kW	122	153
A3 (8P1) 2.0 TFSI	BWA	09.04 - 08.12	1984	B	147 kW	122	153
A3 (8P1) 2.0 TFSI	CAWB	09.04 - 08.12	1984	B	147 kW	122	154
A3 (8P1) 2.0 TFSI	CCZA	09.04 - 08.12	1984	B	147 kW	122	154
A3 (8P1) 3.2 V6 quattro	BDB	07.03 - 01.11	3189	B	184 kW	128	189
A3 (8P1) 3.2 V6 quattro	BMJ	07.03 - 01.11	3189	B	184 kW	128	189
A3 (8P1) 3.2 V6 quattro	BUB	07.03 - 01.11	3189	B	184 kW	128	189
A3 (8P1) S3 quattro	BHZ	11.06 - 08.12	1984	B	195 kW	122	153
A3 (8P1) S3 quattro	BZC	02.07 - 08.12	1984	B	188 kW	122	153
A3 (8P1) S3 quattro	CDLA	11.06 - 08.12	1984	B	195 kW	122	153
A3 (8P1) S3 quattro	CDLC	02.07 - 08.12	1984	B	188 kW	122	154
A3 (8V1, 8VK) 1.0 TFSI	CHZD	07.16 - 12.17	999	B	85 kW	94	7
A3 (8V1, 8VK) 1.2 TFSI	CJZA	02.13 - 05.15	1197	B	77 kW	94	5
A3 (8V1, 8VK) 1.2 TFSI	CYVB	05.14 - 08.16	1197	B	81 kW	94	5
A3 (8V1, 8VK) 1.4 TFSI	CMBA	04.12 - 06.16	1395	B	90 kW	94	7
A3 (8V1, 8VK) 1.4 TFSI	CPTA	03.13 - 08.16	1395	B	103 kW	94	7
A3 (8V1, 8VK) 1.4 TFSI	CXSA	04.12 - 06.16	1395	B	90 kW	94	7
A3 (8V1, 8VK) 1.4 TFSI	CXSB	05.14 - 08.16	1395	B	92 kW	94	7
A3 (8V1, 8VK) 1.4 TFSI	CZCA	05.14 - 08.16	1395	B	92 kW	94	7
A3 (8V1, 8VK) 1.4 TSI	CZEA	05.14 - 12.18	1395	B	110 kW	94	7
A3 (8V1, 8VK) 1.5 TFSI	DADA	05.17 - 12.17	1498	B	110 kW	95	8
A3 (8V1, 8VK) 1.6 TDI	CLHA	10.12 - 05.15	1598	D	77 kW	103	53
A3 (8V1, 8VK) 1.6 TDI	CRKB	09.13 - 12.17	1598	D	81 kW	103	53
A3 (8V1, 8VK) 1.6 TDI	CXXB	09.13 - 12.17	1598	D	81 kW	103	53
A3 (8V1, 8VK) 1.6 TDI	DBKA	09.13 - 12.17	1598	D	81 kW	103	54
A3 (8V1, 8VK) 1.6 TDI	DDYA	02.17 - 10.20	1598	D	85 kW	103	52
A3 (8V1, 8VK) 1.6 TDI	DGTE	02.17 - 10.20	1598	D	85 kW	103	52
A3 (8V1, 8VK) 1.8 TFSI quattro	CJSB	08.12 - 08.16	1798	B	132 kW	125	169
A3 (8V1, 8VK) 1.8 TFSI	CJSA	04.12 - 08.16	1798	B	132 kW	124	162
A3 (8V1, 8VK) 2.0 TDI quattro	CRBC	10.12 - 12.17	1968	D	110 kW	114	110
A3 (8V1, 8VK) 2.0 TDI quattro	CRLB	10.12 - 12.17	1968	D	110 kW	114	114
A3 (8V1, 8VK) 2.0 TDI quattro	CUNA	12.12 - 12.17	1968	D	135 kW	114	114
A3 (8V1, 8VK) 2.0 TDI quattro	DCYA	10.12 - 12.17	1968	D	110 kW	112	101
A3 (8V1, 8VK) 2.0 TDI quattro	DGCA	12.12 - 12.17	1968	D	135 kW	112	101
A3 (8V1, 8VK) 2.0 TDI	CRBC	04.12 - 12.17	1968	D	110 kW	114	110
A3 (8V1, 8VK) 2.0 TDI	CRBD	05.13 - 08.16	1968	D	100 kW	114	110
A3 (8V1, 8VK) 2.0 TDI	CRFA	01.13 - 08.16	1968	D	81 kW	114	110
A3 (8V1, 8VK) 2.0 TDI	CRFC	09.12 - 10.20	1968	D	105 kW	114	110
A3 (8V1, 8VK) 2.0 TDI	CRLB	04.12 - 12.17	1968	D	110 kW	114	114
A3 (8V1, 8VK) 2.0 TDI	CRLC	05.13 - 08.16	1968	D	100 kW	114	110
A3 (8V1, 8VK) 2.0 TDI	CRUA	04.12 - 12.17	1968	D	110 kW	114	110
A3 (8V1, 8VK) 2.0 TDI	CUNA	05.13 - 12.17	1968	D	135 kW	114	114

















A3 (8V1, 8VK) 2.0 TDI	DBGA	04.12 - 12.17	1968	D	110 kW	112	101
A3 (8V1, 8VK) 2.0 TDI	DCYA	04.12 - 12.17	1968	D	110 kW	112	101
A3 (8V1, 8VK) 2.0 TDI	DEJA	04.12 - 12.17	1968	D	110 kW	114	111
A3 (8V1, 8VK) 2.0 TDI	DGCA	05.13 - 12.17	1968	D	135 kW	112	101
A3 (8V1, 8VK) 2.0 TFSI quattro	CZPB	05.16 - 12.17	1984	B	140 kW	125	170
A3 (8V1, 8VK) 2.0 TFSI	CZPB	05.16 - 12.18	1984	B	140 kW	125	170
A3 (8V1, 8VK) S3 quattro	CJXB	02.13 - 07.14	1984	B	206 kW	124	163
A3 (8V1, 8VK) S3 quattro	CJXC	11.12 - 08.16	1984	B	221 kW	124	162
A3 (8V1, 8VK) S3 quattro	CJXD	07.16 - 12.17	1984	B	213 kW	125	171
A3 (8V1, 8VK) S3 quattro	CJXF	05.14 - 08.16	1984	B	210 kW	124	163
A3 (8V1, 8VK) S3 quattro	CJXG	06.16 - 12.17	1984	B	228 kW	125	171
A3 (8V1, 8VK) S3 quattro	DJHA	06.16 - 12.17	1984	B	228 kW	125	171
A3 (8V1, 8VK) S3 quattro	DJHB	07.16 - 12.17	1984	B	213 kW	125	171
A3 Allstreet (8YH) 35 TFSI Mild Hybrid	DFYA	07.22	1498	B/E	110 kW	95	8
A3 Allstreet (8YH) 40 TFSI quattro	DNNA	07.22	1984	B	140 kW	124	168
A3 Allstreet (8YH) 40 TFSIle	DGEA	07.22	1395	B/E	150 kW	95	9
A3 Cabriolet (8P7) 1.2 TFSI	CBZB	03.10 - 05.13	1197	B	77 kW	94	4
A3 Cabriolet (8P7) 1.4 TFSI	CAXC	02.11 - 05.13	1390	B	92 kW	96	17
A3 Cabriolet (8P7) 1.6 TDI	CAYC	05.09 - 05.13	1598	D	77 kW	103	51
A3 Cabriolet (8P7) 1.6	BSE	09.08 - 05.10	1595	B	75 kW	109	88
A3 Cabriolet (8P7) 1.8 TFSI	BZB	04.08 - 05.13	1798	B	118 kW	122	154
A3 Cabriolet (8P7) 1.8 TFSI	CDAA	04.08 - 05.13	1798	B	118 kW	123	160
A3 Cabriolet (8P7) 1.9 TDI	BLS	04.08 - 10.09	1896	D	77 kW	103	50
A3 Cabriolet (8P7) 2.0 TDI	CBAA	04.08 - 05.13	1968	D	100 kW	113	104
A3 Cabriolet (8P7) 2.0 TDI	CBAB	04.08 - 05.13	1968	D	103 kW	113	104
A3 Cabriolet (8P7) 2.0 TDI	CFFA	04.08 - 05.13	1968	D	100 kW	113	104
A3 Cabriolet (8P7) 2.0 TDI	CFFB	04.08 - 05.13	1968	D	103 kW	113	104
A3 Cabriolet (8P7) 2.0 TFSI	CAWB	04.08 - 05.13	1984	B	147 kW	122	154
A3 Cabriolet (8P7) 2.0 TFSI	CCZA	04.08 - 05.13	1984	B	147 kW	122	154
A3 Cabriolet (8V7, 8VE) 1.4 TFSI	CPTA	10.13	1395	B	103 kW	94	7
A3 Cabriolet (8V7, 8VE) 1.4 TFSI	CXSB	02.14	1395	B	92 kW	94	7
A3 Cabriolet (8V7, 8VE) 1.4 TFSI	CZCA	02.14	1395	B	92 kW	94	7
A3 Cabriolet (8V7, 8VE) 1.4 TFSI	CZCC	02.16 - 10.20	1395	B	85 kW	94	7
A3 Cabriolet (8V7, 8VE) 1.4 TSI	CZEA	05.14 - 10.20	1395	B	110 kW	94	7
A3 Cabriolet (8V7, 8VE) 1.5 TFSI	DADA	05.17 - 10.18	1498	B	110 kW	95	8
A3 Cabriolet (8V7, 8VE) 1.6 TDI	CRKB	02.14 - 10.20	1598	D	81 kW	103	53
A3 Cabriolet (8V7, 8VE) 1.6 TDI	CXXB	02.14 - 10.20	1598	D	81 kW	103	53
A3 Cabriolet (8V7, 8VE) 1.6 TDI	DDYA	04.17 - 10.20	1598	D	85 kW	103	52
A3 Cabriolet (8V7, 8VE) 1.8 TFSI quattro	CJSB	03.14	1798	B	132 kW	125	169
A3 Cabriolet (8V7, 8VE) 1.8 TFSI	CJSA	10.13 - 07.18	1798	B	132 kW	124	162
A3 Cabriolet (8V7, 8VE) 1.8 TFSI	CJSB	10.13 - 07.18	1798	B	132 kW	125	169
A3 Cabriolet (8V7, 8VE) 1.8 TFSI	CNSB	05.14 - 10.20	1798	B	125 kW	125	169
A3 Cabriolet (8V7, 8VE) 2.0 TDI quattro	CRLB	03.14 - 10.20	1968	D	110 kW	114	114
A3 Cabriolet (8V7, 8VE) 2.0 TDI quattro	CUNA	05.14 - 10.20	1968	D	135 kW	114	114
A3 Cabriolet (8V7, 8VE) 2.0 TDI quattro	DCYA	03.14 - 10.20	1968	D	110 kW	112	101
A3 Cabriolet (8V7, 8VE) 2.0 TDI quattro	DGCA	05.14 - 10.20	1968	D	135 kW	112	101
A3 Cabriolet (8V7, 8VE) 2.0 TDI	CRLB	10.13 - 10.20	1968	D	110 kW	114	114
A3 Cabriolet (8V7, 8VE) 2.0 TDI	CRLC	10.13	1968	D	100 kW	114	110
A3 Cabriolet (8V7, 8VE) 2.0 TDI	CUNA	05.14	1968	D	135 kW	114	114
A3 Cabriolet (8V7, 8VE) 2.0 TDI	DCYA	10.13 - 10.20	1968	D	110 kW	112	101
A3 Cabriolet (8V7, 8VE) 2.0 TDI	DGCA	05.14	1968	D	135 kW	112	101
A3 Cabriolet (8V7, 8VE) 2.0 TFSI quattro	CNTC	05.14 - 10.20	1984	B	162 kW	124	165
A3 Cabriolet (8V7, 8VE) 2.0 TFSI quattro	CZPB	05.16 - 10.20	1984	B	140 kW	125	170
A3 Cabriolet (8V7, 8VE) 2.0 TFSI quattro	DHHA	07.18 - 10.20	1984	B	170 kW	124	168
A3 Cabriolet (8V7, 8VE) 2.0 TFSI	CZPB	05.16 - 10.20	1984	B	140 kW	125	170
A3 Cabriolet (8V7, 8VE) 2.0 TFSI	CZRA	09.16 - 10.20	1984	B	137 kW	125	170
A3 Cabriolet (8V7, 8VE) 35 TFSI	DADA	10.18 - 10.20	1498	B	110 kW	95	8
A3 Cabriolet (8V7, 8VE) 35 TFSI	DPCA	10.18 - 10.20	1498	B	110 kW	95	8
A3 Cabriolet (8V7, 8VE) 40 TFSI quattro	DKZA	11.18 - 10.20	1984	B	140 kW	125	170
A3 Cabriolet (8V7, 8VE) 40 TFSI	DKZA	11.18 - 10.20	1984	B	140 kW	125	170
A3 Cabriolet (8V7, 8VE) S3 quattro	CJXC	04.14 - 10.20	1984	B	221 kW	124	162
A3 Cabriolet (8V7, 8VE) S3 quattro	CJXF	03.14	1984	B	210 kW	124	163








			<b>ccm</b>		<b>kw</b>		<b>1</b> <b>POS</b>
A3 Cabriolet (8V7, 8VE) S3 quattro	CJXG	07.16 - 10.20	1984	B	228 kW	125	171
A3 Cabriolet (8V7, 8VE) S3 quattro	DJHA	07.16 - 10.20	1984	B	228 kW	125	171
A3 Cabriolet (8V7, 8VE) S3 quattro	DJHB	07.16 - 10.20	1984	B	213 kW	125	171
A3 Cabriolet (8V7, 8VE) S3 quattro	DNUE	04.14 - 10.20	1984	B	221 kW	125	171
A3 Limousine (8VS, 8VM) 1.0 TFSI	CHZD	07.16 - 10.20	999	B	85 kW	94	7
A3 Limousine (8VS, 8VM) 1.2 TFSI	CJZA	10.13	1197	B	77 kW	94	5
A3 Limousine (8VS, 8VM) 1.2 TFSI	CYVB	05.14	1197	B	81 kW	94	5
A3 Limousine (8VS, 8VM) 1.4 TFSI Flex	CZEA	01.16 - 10.20	1395	B/E	110 kW	94	7
A3 Limousine (8VS, 8VM) 1.4 TFSI	CMBA	09.13 - 10.20	1395	B	90 kW	94	7
A3 Limousine (8VS, 8VM) 1.4 TFSI	CPTA	05.13	1395	B	103 kW	94	7
A3 Limousine (8VS, 8VM) 1.4 TFSI	CXSA	09.13 - 10.20	1395	B	90 kW	94	7
A3 Limousine (8VS, 8VM) 1.4 TFSI	CXSB	09.13	1395	B	92 kW	94	7
A3 Limousine (8VS, 8VM) 1.4 TFSI	CZCA	09.13	1395	B	92 kW	94	7
A3 Limousine (8VS, 8VM) 1.4 TSI	CZEA	05.14 - 10.20	1395	B	110 kW	94	7
A3 Limousine (8VS, 8VM) 1.5 TFSI	DADA	05.17 - 10.18	1498	B	110 kW	95	8
A3 Limousine (8VS, 8VM) 1.6 TDI quattro	CXXB	05.15	1598	D	81 kW	103	53
A3 Limousine (8VS, 8VM) 1.6 TDI	CLHA	09.13	1598	D	77 kW	103	53
A3 Limousine (8VS, 8VM) 1.6 TDI	CRKB	05.14 - 10.20	1598	D	81 kW	103	53
A3 Limousine (8VS, 8VM) 1.6 TDI	CXXB	05.14 - 10.20	1598	D	81 kW	103	53
A3 Limousine (8VS, 8VM) 1.6 TDI	DBKA	05.14 - 10.20	1598	D	81 kW	103	54
A3 Limousine (8VS, 8VM) 1.6 TDI	DDYA	03.17 - 10.20	1598	D	85 kW	103	52
A3 Limousine (8VS, 8VM) 1.8 TFSI quattro	CJSB	11.13	1798	B	132 kW	125	169
A3 Limousine (8VS, 8VM) 1.8 TFSI	CJSA	05.13	1798	B	132 kW	124	162
A3 Limousine (8VS, 8VM) 1.8 TFSI	CJSB	05.13	1798	B	132 kW	125	169
A3 Limousine (8VS, 8VM) 1.8 TFSI	CNSB	11.13 - 10.20	1798	B	125 kW	125	169
A3 Limousine (8VS, 8VM) 2.0 TDI quattro	CRBC	10.13 - 10.20	1968	D	110 kW	114	110
A3 Limousine (8VS, 8VM) 2.0 TDI quattro	CRLB	10.13 - 10.20	1968	D	110 kW	114	114
A3 Limousine (8VS, 8VM) 2.0 TDI quattro	CUNA	05.14 - 07.18	1968	D	135 kW	114	114
A3 Limousine (8VS, 8VM) 2.0 TDI quattro	DCYA	10.13 - 10.20	1968	D	110 kW	112	101
A3 Limousine (8VS, 8VM) 2.0 TDI quattro	DGCA	05.14 - 07.18	1968	D	135 kW	112	101
A3 Limousine (8VS, 8VM) 2.0 TDI	CRBC	05.13 - 10.20	1968	D	110 kW	114	110
A3 Limousine (8VS, 8VM) 2.0 TDI	CRBD	09.13	1968	D	100 kW	114	110
A3 Limousine (8VS, 8VM) 2.0 TDI	CRFA	05.13 - 10.20	1968	D	81 kW	114	110
A3 Limousine (8VS, 8VM) 2.0 TDI	CRFC	10.13 - 10.20	1968	D	105 kW	114	110
A3 Limousine (8VS, 8VM) 2.0 TDI	CRLB	05.13 - 10.20	1968	D	110 kW	114	114
A3 Limousine (8VS, 8VM) 2.0 TDI	CRLC	09.13	1968	D	100 kW	114	110
A3 Limousine (8VS, 8VM) 2.0 TDI	CRUA	05.13 - 10.20	1968	D	110 kW	114	110
A3 Limousine (8VS, 8VM) 2.0 TDI	CUNA	05.14 - 07.18	1968	D	135 kW	114	114
A3 Limousine (8VS, 8VM) 2.0 TDI	DBGA	05.13 - 10.20	1968	D	110 kW	112	101
A3 Limousine (8VS, 8VM) 2.0 TDI	DCYA	05.13 - 10.20	1968	D	110 kW	112	101
A3 Limousine (8VS, 8VM) 2.0 TDI	DEJA	05.13 - 10.20	1968	D	110 kW	114	111
A3 Limousine (8VS, 8VM) 2.0 TDI	DEJB	05.13 - 10.20	1968	D	81 kW	114	112
A3 Limousine (8VS, 8VM) 2.0 TDI	DFGA	05.13 - 10.20	1968	D	110 kW	114	114
A3 Limousine (8VS, 8VM) 2.0 TDI	DGCA	05.14 - 07.18	1968	D	135 kW	112	101
A3 Limousine (8VS, 8VM) 2.0 TFSI quattro	CNTC	11.13 - 10.20	1984	B	162 kW	124	165
A3 Limousine (8VS, 8VM) 2.0 TFSI quattro	CZPB	05.16 - 10.20	1984	B	140 kW	125	170
A3 Limousine (8VS, 8VM) 2.0 TFSI quattro	DHHA	07.18 - 10.20	1984	B	170 kW	124	168
A3 Limousine (8VS, 8VM) 2.0 TFSI quattro	DKZA	05.16 - 10.20	1984	B	140 kW	125	170
A3 Limousine (8VS, 8VM) 2.0 TFSI	CHHB	11.15 - 10.20	1984	B	162 kW	125	169
A3 Limousine (8VS, 8VM) 2.0 TFSI	CNTC	11.15 - 10.20	1984	B	162 kW	124	165
A3 Limousine (8VS, 8VM) 2.0 TFSI	CZPB	05.16 - 10.20	1984	B	140 kW	125	170
A3 Limousine (8VS, 8VM) 2.0 TFSI	CZRA	09.16 - 10.20	1984	B	137 kW	125	170
A3 Limousine (8VS, 8VM) 2.0 TFSI	DKZA	05.16 - 10.20	1984	B	140 kW	125	170
A3 Limousine (8VS, 8VM) 30 TDI	DGTE	07.18 - 10.20	1598	D	85 kW	103	52
A3 Limousine (8VS, 8VM) 30 TFSI	DKRF	07.18 - 10.20	999	B	85 kW	95	10
A3 Limousine (8VS, 8VM) 35 TDI	DFGA	07.18 - 10.20	1968	D	110 kW	114	114
A3 Limousine (8VS, 8VM) 35 TFSI	DADA	10.18 - 10.20	1498	B	110 kW	95	8
A3 Limousine (8VS, 8VM) 35 TFSI	DPCA	10.18 - 10.20	1498	B	110 kW	95	8
A3 Limousine (8VS, 8VM) 40 TDI quattro	DJGA	07.18 - 07.19	1968	D	135 kW	112	101
A3 Limousine (8VS, 8VM) 40 TFSI quattro	DKZA	07.18 - 10.20	1984	B	140 kW	125	170
A3 Limousine (8VS, 8VM) 40 TFSI	DKZA	07.18 - 10.20	1984	B	140 kW	125	170
A3 Limousine (8VS, 8VM) RS3 quattro	DAZA	04.17 - 10.20	2480	B	294 kW	125	171








							
A3 Limousine (8VS, 8VM) RS3 quattro	DNWA	04.17 - 10.20	2480	B	294 kW	125	171
A3 Limousine (8VS, 8VM) S3 quattro	CJXB	10.13	1984	B	206 kW	124	163
A3 Limousine (8VS, 8VM) S3 quattro	CJXC	10.13 - 10.20	1984	B	221 kW	124	162
A3 Limousine (8VS, 8VM) S3 quattro	CJXD	08.16 - 10.20	1984	B	213 kW	125	171
A3 Limousine (8VS, 8VM) S3 quattro	CJXF	05.14	1984	B	210 kW	124	163
A3 Limousine (8VS, 8VM) S3 quattro	CJXG	06.16 - 10.20	1984	B	228 kW	125	171
A3 Limousine (8VS, 8VM) S3 quattro	CYFB	05.14 - 10.20	1984	B	215 kW	124	163
A3 Limousine (8VS, 8VM) S3 quattro	DJHA	06.16 - 10.20	1984	B	228 kW	125	171
A3 Limousine (8VS, 8VM) S3 quattro	DJHB	08.16 - 10.20	1984	B	213 kW	125	171
A3 Limousine (8VS, 8VM) S3 quattro	DJJA	05.14 - 10.20	1984	B	215 kW	125	171
A3 Limousine (8VS, 8VM) S3 quattro	DLRA	05.14 - 10.20	1984	B	215 kW	125	171
A3 Limousine (8VS, 8VM) S3 quattro	DNUE	10.13 - 10.20	1984	B	221 kW	125	171
A3 Limousine (8YS) 30 TFSI Mild Hybrid	DLAA	06.20	999	B/E	81 kW	95	11
A3 Limousine (8YS) 30 TFSI	DLAA	06.20	999	B	81 kW	95	11
A3 Limousine (8YS) 35 TFSI Mild Hybrid	DFYA	04.20	1498	B	110 kW	95	8
A3 Limousine (8YS) 35 TFSI	DPCA	04.20	1498	B	110 kW	95	8
A3 Limousine (8YS) 35 TFSI	DJKA	08.21	1395	B	110 kW	95	9
A3 Limousine (8YS) 40 TFSI quattro	DNNA	07.21	1984	B	140 kW	124	168
A3 Limousine (8YS) 40 TFSI	CZPB	05.21	1984	B	140 kW	125	170
A3 Limousine (8YS) 40 TFSI	DNNA	05.21	1984	B	140 kW	124	168
A3 Limousine (8YS) RS3 quattro	DNWC	07.21	2480	B	294 kW	124	168
A3 Limousine (8YS) RS3 quattro	DXHA	01.22	2480	B	299 kW	124	168
A3 Limousine (8YS) S3 quattro	DNFB	06.20	1984	B	228 kW	124	168
A3 Limousine (8YS) S3 quattro	DSFA	06.20	1984	B	228 kW	124	168
A3 Limousine (8YS, 8YM) S3 quattro	DSFD	02.24	1984	B	245 kW	124	168
A3 Limousine (8YS, 8YM) 35 TDI	DSRB	04.20	1968	D	110 kW	115	119
A3 Sportback (8PA) 1.2 TSI	CBZB	04.10 - 03.13	1197	B	77 kW	94	4
A3 Sportback (8PA) 1.4 TFSI	CAXC	09.07 - 12.15	1390	B	92 kW	96	17
A3 Sportback (8PA) 1.4 TFSI	CMSA	09.07 - 12.15	1390	B	92 kW	96	17
A3 Sportback (8PA) 1.6 E-Power	CCSA	01.11 - 03.13	1595	B/E	75 kW	112	102
A3 Sportback (8PA) 1.6 E-Power	CMXA	01.11 - 03.13	1595	B/E	75 kW	113	105
A3 Sportback (8PA) 1.6 FSI	BLF	09.04 - 09.07	1598	B	85 kW	96	17
A3 Sportback (8PA) 1.6 FSI	BLP	09.04 - 09.07	1598	B	85 kW	96	17
A3 Sportback (8PA) 1.6 TDI	CAYB	05.09 - 03.13	1598	D	66 kW	103	51
A3 Sportback (8PA) 1.6 TDI	CAYC	05.09 - 03.13	1598	D	77 kW	103	51
A3 Sportback (8PA) 1.6	BGU	09.04 - 03.13	1595	B	75 kW	109	88
A3 Sportback (8PA) 1.6	BSE	09.04 - 03.13	1595	B	75 kW	109	88
A3 Sportback (8PA) 1.6	BSF	09.04 - 03.13	1595	B	75 kW	109	88
A3 Sportback (8PA) 1.6	CCSA	09.04 - 03.13	1595	B	75 kW	112	102
A3 Sportback (8PA) 1.8 TFSI quattro	CDAA	07.08 - 03.13	1798	B	118 kW	123	160
A3 Sportback (8PA) 1.8 TFSI	BYT	11.06 - 12.14	1798	B	118 kW	122	153
A3 Sportback (8PA) 1.8 TFSI	BZB	11.06 - 12.14	1798	B	118 kW	122	154
A3 Sportback (8PA) 1.8 TFSI	CDAA	11.06 - 12.14	1798	B	118 kW	123	160
A3 Sportback (8PA) 1.9 TDI	BKC	09.04 - 05.10	1896	D	77 kW	102	47
A3 Sportback (8PA) 1.9 TDI	BLS	09.04 - 05.10	1896	D	77 kW	103	50
A3 Sportback (8PA) 1.9 TDI	BXE	09.04 - 05.10	1896	D	77 kW	102	47
A3 Sportback (8PA) 2.0 FSI	AXW	09.04 - 06.08	1984	B	110 kW	122	152
A3 Sportback (8PA) 2.0 FSI	BLR	09.04 - 06.08	1984	B	110 kW	122	152
A3 Sportback (8PA) 2.0 FSI	BLX	09.04 - 06.08	1984	B	110 kW	122	152
A3 Sportback (8PA) 2.0 FSI	BLY	09.04 - 06.08	1984	B	110 kW	122	152
A3 Sportback (8PA) 2.0 FSI	BMB	09.04 - 06.08	1984	B	110 kW	122	152
A3 Sportback (8PA) 2.0 FSI	BVY	09.04 - 06.08	1984	B	110 kW	122	152
A3 Sportback (8PA) 2.0 FSI	BVZ	09.04 - 06.08	1984	B	110 kW	122	152
A3 Sportback (8PA) 2.0 TDI 16V quattro	BKD	11.05 - 03.13	1968	D	103 kW	109	86
A3 Sportback (8PA) 2.0 TDI 16V quattro	CBAB	11.05 - 03.13	1968	D	103 kW	113	104
A3 Sportback (8PA) 2.0 TDI 16V quattro	CFFB	11.05 - 03.13	1968	D	103 kW	113	104
A3 Sportback (8PA) 2.0 TDI 16V	BKD	09.04 - 12.13	1968	D	103 kW	109	86
A3 Sportback (8PA) 2.0 TDI 16V	CBAB	09.04 - 12.13	1968	D	103 kW	113	104
A3 Sportback (8PA) 2.0 TDI 16V	CBEA	09.04 - 12.13	1968	D	103 kW	112	101
A3 Sportback (8PA) 2.0 TDI 16V	CFFB	09.04 - 12.13	1968	D	103 kW	113	104
A3 Sportback (8PA) 2.0 TDI 16V	CLJA	09.04 - 12.13	1968	D	103 kW	113	104
A3 Sportback (8PA) 2.0 TDI quattro	BMM	01.06 - 06.08	1968	D	103 kW	110	92

			<b>ccm</b>		<b>kw</b>		<b>1</b> <b>POS</b>
A3 Sportback (8PA) 2.0 TDI quattro	BMN	03.06 - 03.13	1968	D	125 kW	110	93
A3 Sportback (8PA) 2.0 TDI quattro	CBBB	03.06 - 03.13	1968	D	125 kW	113	104
A3 Sportback (8PA) 2.0 TDI quattro	CFGB	03.06 - 03.13	1968	D	125 kW	113	104
A3 Sportback (8PA) 2.0 TDI	AZV	09.04 - 03.13	1968	D	100 kW	109	86
A3 Sportback (8PA) 2.0 TDI	BMM	06.05 - 06.08	1968	D	103 kW	110	92
A3 Sportback (8PA) 2.0 TDI	BMN	03.06 - 03.13	1968	D	125 kW	110	93
A3 Sportback (8PA) 2.0 TDI	BUY	06.06 - 06.08	1968	D	120 kW	110	91
A3 Sportback (8PA) 2.0 TDI	CBAA	09.04 - 03.13	1968	D	100 kW	113	104
A3 Sportback (8PA) 2.0 TDI	CBBB	03.06 - 03.13	1968	D	125 kW	113	104
A3 Sportback (8PA) 2.0 TDI	CBEA	01.10 - 03.13	1968	D	104 kW	112	101
A3 Sportback (8PA) 2.0 TDI	CFFA	09.04 - 03.13	1968	D	100 kW	113	104
A3 Sportback (8PA) 2.0 TDI	CFGB	03.06 - 03.13	1968	D	125 kW	113	104
A3 Sportback (8PA) 2.0 TFSI quattro	AXX	09.04 - 12.13	1984	B	147 kW	122	153
A3 Sportback (8PA) 2.0 TFSI quattro	BPY	09.04 - 12.13	1984	B	147 kW	122	153
A3 Sportback (8PA) 2.0 TFSI quattro	BWA	09.04 - 12.13	1984	B	147 kW	122	153
A3 Sportback (8PA) 2.0 TFSI quattro	CBFA	09.04 - 12.13	1984	B	147 kW	122	154
A3 Sportback (8PA) 2.0 TFSI quattro	CCTA	09.04 - 12.13	1984	B	147 kW	122	154
A3 Sportback (8PA) 2.0 TFSI quattro	CCZA	09.04 - 12.13	1984	B	147 kW	122	154
A3 Sportback (8PA) 2.0 TFSI	AXX	09.04 - 12.14	1984	B	147 kW	122	153
A3 Sportback (8PA) 2.0 TFSI	BPY	09.04 - 12.14	1984	B	147 kW	122	153
A3 Sportback (8PA) 2.0 TFSI	BWA	09.04 - 12.14	1984	B	147 kW	122	153
A3 Sportback (8PA) 2.0 TFSI	CAWB	09.04 - 12.14	1984	B	147 kW	122	154
A3 Sportback (8PA) 2.0 TFSI	CBFA	09.04 - 12.14	1984	B	147 kW	122	154
A3 Sportback (8PA) 2.0 TFSI	CCTA	09.04 - 12.14	1984	B	147 kW	122	154
A3 Sportback (8PA) 2.0 TFSI	CCZA	09.04 - 12.14	1984	B	147 kW	122	154
A3 Sportback (8PA) 3.2 V6 quattro	BDB	09.04 - 05.09	3189	B	184 kW	128	189
A3 Sportback (8PA) 3.2 V6 quattro	BMJ	09.04 - 05.09	3189	B	184 kW	128	189
A3 Sportback (8PA) 3.2 V6 quattro	BUB	09.04 - 05.09	3189	B	184 kW	128	189
A3 Sportback (8PA) RS3 quattro	CEPA	01.11 - 12.12	2480	B	250 kW	122	153
A3 Sportback (8PA) S3 quattro	BHZ	06.08 - 03.13	1984	B	195 kW	122	153
A3 Sportback (8PA) S3 quattro	CDLA	06.08 - 03.13	1984	B	195 kW	122	153
A3 Sportback (8PA) S3 quattro	CDLC	07.08 - 03.13	1984	B	188 kW	122	154
A3 Sportback (8VA, 8VF) 1.0 TFSI	CHZD	07.16 - 10.20	999	B	85 kW	94	7
A3 Sportback (8VA, 8VF) 1.0 TFSI	DKRF	07.16 - 10.20	999	B	85 kW	95	10
A3 Sportback (8VA, 8VF) 1.2 TFSI	CJZA	09.12	1197	B	77 kW	94	5
A3 Sportback (8VA, 8VF) 1.2 TFSI	CYVB	05.14 - 08.16	1197	B	81 kW	94	5
A3 Sportback (8VA, 8VF) 1.4 TFSI e-tron	CUKB	05.14 - 10.20	1395	B/E	150 kW	94	7
A3 Sportback (8VA, 8VF) 1.4 TFSI e-tron	CXUA	05.14 - 10.20	1395	B/E	150 kW	94	7
A3 Sportback (8VA, 8VF) 1.4 TFSI e-tron	DGEA	05.14 - 10.20	1395	B/E	150 kW	95	9
A3 Sportback (8VA, 8VF) 1.4 TFSI g-tron	CPWA	11.13 - 10.20	1395	B/G	81 kW	94	7
A3 Sportback (8VA, 8VF) 1.4 TFSI	CMBA	09.12 - 10.20	1395	B	90 kW	94	7
A3 Sportback (8VA, 8VF) 1.4 TFSI	CPTA	03.13	1395	B	103 kW	94	7
A3 Sportback (8VA, 8VF) 1.4 TFSI	CXSA	09.12 - 10.20	1395	B	90 kW	94	7
A3 Sportback (8VA, 8VF) 1.4 TFSI	CXSB	05.14 - 08.16	1395	B	92 kW	94	7
A3 Sportback (8VA, 8VF) 1.4 TFSI	CZCA	05.14 - 08.16	1395	B	92 kW	94	7
A3 Sportback (8VA, 8VF) 1.4 TSI	CZEA	05.14 - 10.20	1395	B	110 kW	94	7
A3 Sportback (8VA, 8VF) 1.5 TFSI	DADA	05.17 - 10.18	1498	B	110 kW	95	8
A3 Sportback (8VA, 8VF) 1.6 TDI quattro	CXXB	05.15 - 08.16	1598	D	81 kW	103	53
A3 Sportback (8VA, 8VF) 1.6 TDI	CLHA	10.12	1598	D	77 kW	103	53
A3 Sportback (8VA, 8VF) 1.6 TDI	CRKB	09.13 - 10.20	1598	D	81 kW	103	53
A3 Sportback (8VA, 8VF) 1.6 TDI	CXXB	09.13 - 10.20	1598	D	81 kW	103	53
A3 Sportback (8VA, 8VF) 1.6 TDI	DBKA	09.13 - 10.20	1598	D	81 kW	103	54
A3 Sportback (8VA, 8VF) 1.6 TDI	DDYA	02.17 - 10.20	1598	D	85 kW	103	52
A3 Sportback (8VA, 8VF) 1.8 TFSI quattro	CJSB	05.13	1798	B	132 kW	125	169
A3 Sportback (8VA, 8VF) 1.8 TFSI	CJSA	09.12	1798	B	132 kW	124	162
A3 Sportback (8VA, 8VF) 1.8 TFSI	CJSB	09.12	1798	B	132 kW	125	169
A3 Sportback (8VA, 8VF) 2.0 45 TFSI	CHHB	02.15 - 08.16	1984	B	162 kW	125	169
A3 Sportback (8VA, 8VF) 2.0 TDI quattro	CRBC	02.13 - 10.20	1968	D	110 kW	114	110
A3 Sportback (8VA, 8VF) 2.0 TDI quattro	CRLB	02.13 - 10.20	1968	D	110 kW	114	114
A3 Sportback (8VA, 8VF) 2.0 TDI quattro	CUNA	05.13 - 07.18	1968	D	135 kW	114	114
A3 Sportback (8VA, 8VF) 2.0 TDI quattro	DCYA	02.13 - 10.20	1968	D	110 kW	112	101
A3 Sportback (8VA, 8VF) 2.0 TDI quattro	DGCA	05.13 - 07.18	1968	D	135 kW	112	101















							
A3 Sportback (8VA, 8VF) 2.0 TDI	CRBC	09.12 - 10.20	1968	D	110 kW	114	110
A3 Sportback (8VA, 8VF) 2.0 TDI	CRBD	05.13 - 08.16	1968	D	100 kW	114	110
A3 Sportback (8VA, 8VF) 2.0 TDI	CRFA	05.13 - 10.20	1968	D	81 kW	114	110
A3 Sportback (8VA, 8VF) 2.0 TDI	CRFC	03.13 - 10.20	1968	D	105 kW	114	110
A3 Sportback (8VA, 8VF) 2.0 TDI	CRLB	09.12 - 10.20	1968	D	110 kW	114	114
A3 Sportback (8VA, 8VF) 2.0 TDI	CRLC	05.13 - 08.16	1968	D	100 kW	114	110
A3 Sportback (8VA, 8VF) 2.0 TDI	CRUA	09.12 - 10.20	1968	D	110 kW	114	110
A3 Sportback (8VA, 8VF) 2.0 TDI	CUNA	05.13 - 07.18	1968	D	135 kW	114	114
A3 Sportback (8VA, 8VF) 2.0 TDI	DBGA	09.12 - 10.20	1968	D	110 kW	112	101
A3 Sportback (8VA, 8VF) 2.0 TDI	DCYA	09.12 - 10.20	1968	D	110 kW	112	101
A3 Sportback (8VA, 8VF) 2.0 TDI	DEJA	09.12 - 10.20	1968	D	110 kW	114	111
A3 Sportback (8VA, 8VF) 2.0 TDI	DFGA	09.12 - 10.20	1968	D	110 kW	114	114
A3 Sportback (8VA, 8VF) 2.0 TDI	DGCA	05.13 - 07.18	1968	D	135 kW	112	101
A3 Sportback (8VA, 8VF) 2.0 TFSI quattro	CZPB	05.16 - 10.20	1984	B	140 kW	125	170
A3 Sportback (8VA, 8VF) 2.0 TFSI quattro	DKZA	05.16 - 10.20	1984	B	140 kW	125	170
A3 Sportback (8VA, 8VF) 2.0 TFSI	CZPB	05.16 - 10.20	1984	B	140 kW	125	170
A3 Sportback (8VA, 8VF) 2.0 TFSI	DKZA	05.16 - 10.20	1984	B	140 kW	125	170
A3 Sportback (8VA, 8VF) 30 TDI	DGTE	07.18 - 10.20	1598	D	85 kW	103	52
A3 Sportback (8VA, 8VF) 30 TFSI	DKRF	07.18 - 10.20	999	B	85 kW	95	10
A3 Sportback (8VA, 8VF) 35 TDI	DFGA	07.18 - 10.20	1968	D	110 kW	114	114
A3 Sportback (8VA, 8VF) 35 TFSI	DADA	10.18 - 10.20	1498	B	110 kW	95	8
A3 Sportback (8VA, 8VF) 35 TFSI	DPCA	10.18 - 10.20	1498	B	110 kW	95	8
A3 Sportback (8VA, 8VF) 40 TDI quattro	DJGA	07.18 - 10.20	1968	D	135 kW	112	101
A3 Sportback (8VA, 8VF) 40 TFSI quattro	DKZA	07.18 - 10.20	1984	B	140 kW	125	170
A3 Sportback (8VA, 8VF) 40 TFSI	DKZA	07.18 - 10.20	1984	B	140 kW	125	170
A3 Sportback (8VA, 8VF) RS3 quattro	CZGB	03.15	2480	B	270 kW	124	168
A3 Sportback (8VA, 8VF) RS3 quattro	DAZA	04.17 - 10.20	2480	B	294 kW	125	171
A3 Sportback (8VA, 8VF) RS3 quattro	DNWA	04.17 - 10.20	2480	B	294 kW	125	171
A3 Sportback (8VA, 8VF) S3 quattro	CJXB	05.13	1984	B	206 kW	124	163
A3 Sportback (8VA, 8VF) S3 quattro	CJXC	11.12 - 10.20	1984	B	221 kW	124	162
A3 Sportback (8VA, 8VF) S3 quattro	CJXD	07.16 - 10.20	1984	B	213 kW	125	171
A3 Sportback (8VA, 8VF) S3 quattro	CJXF	05.14 - 08.16	1984	B	210 kW	124	163
A3 Sportback (8VA, 8VF) S3 quattro	CJXG	06.16 - 10.20	1984	B	228 kW	125	171
A3 Sportback (8VA, 8VF) S3 quattro	DJHA	06.16 - 10.20	1984	B	228 kW	125	171
A3 Sportback (8VA, 8VF) S3 quattro	DJHB	07.16 - 10.20	1984	B	213 kW	125	171
A3 Sportback (8VA, 8VF) S3 quattro	DNUE	11.12 - 10.20	1984	B	221 kW	125	171
A3 Sportback (8YA) 2.0 40 TFSI	CZPB	05.21	1984	B	140 kW	125	170
A3 Sportback (8YA) 2.0 40 TFSI	DNNA	05.21	1984	B	140 kW	124	168
A3 Sportback (8YA) 30 TFSI Mild Hybrid	DLAA	06.20	999	B/E	81 kW	95	11
A3 Sportback (8YA) 30 TFSI	DLAA	06.20	999	B	81 kW	95	11
A3 Sportback (8YA) 35 TFSI Mild Hybrid	DFYA	04.20	1498	B/E	110 kW	95	8
A3 Sportback (8YA) 35 TFSI	DPCA	11.19	1498	B	110 kW	95	8
A3 Sportback (8YA) 35 TFSI	DJKA	08.21	1395	B	110 kW	95	9
A3 Sportback (8YA) 40 TFSI quattro	DNNA	07.21	1984	B	140 kW	124	168
A3 Sportback (8YA) 40 TFSIe	DGEA	06.20	1395	B/E	150 kW	95	9
A3 Sportback (8YA) 45 TFSIe	DGEA	07.21	1395	B/E	80 kW	95	9
A3 Sportback (8YA) RS3 quattro	DNWC	07.21	2480	B	294 kW	124	168
A3 Sportback (8YA) RS3 quattro	DNWD	01.22	2480	B	299 kW	124	168
A3 Sportback (8YA) RS3 quattro	DXHA	01.22	2480	B	299 kW	124	168
A3 Sportback (8YA) RS3 quattro	DXHB	07.21	2480	B	294 kW	124	168
A3 Sportback (8YA) S3 quattro	DNFB	06.20	1984	B	228 kW	124	168
A3 Sportback (8YA, 8YF) 35 TDI	DSRB	11.19	1968	D	110 kW	115	119
A3 Sportback (8YA, 8YF) S3 quattro	DSFD	02.24	1984	B	245 kW	124	168
A4 Allroad B8 (8KH) 2.0 TDI quattro	CAGA	09.09 - 05.16	1968	D	105 kW	112	100
A4 Allroad B8 (8KH) 2.0 TDI quattro	CAGB	09.09 - 05.16	1968	D	100 kW	112	100
A4 Allroad B8 (8KH) 2.0 TDI quattro	CAHA	04.09 - 05.16	1968	D	125 kW	113	104
A4 Allroad B8 (8KH) 2.0 TDI quattro	CAHB	04.09 - 05.16	1968	D	120 kW	113	104
A4 Allroad B8 (8KH) 2.0 TDI quattro	CGLC	11.11 - 05.16	1968	D	130 kW	113	104
A4 Allroad B8 (8KH) 2.0 TDI quattro	CGLD	04.09 - 05.16	1968	D	120 kW	113	104
A4 Allroad B8 (8KH) 2.0 TDI quattro	CJCA	09.09 - 05.16	1968	D	105 kW	113	104
A4 Allroad B8 (8KH) 2.0 TDI quattro	CJCB	09.09 - 05.16	1968	D	100 kW	113	104
A4 Allroad B8 (8KH) 2.0 TDI quattro	CJCD	05.13 - 05.16	1968	D	110 kW	113	104



			<b>ccm</b>		<b>kw</b>		<b>1</b>	<b>POS</b>
A4 Allroad B8 (8KH) 2.0 TDI quattro	CNHA	09.13 - 05.16	1968	D	140 kW	114	110	
A4 Allroad B8 (8KH) 2.0 TDI quattro	CNHC	04.09 - 05.16	1968	D	120 kW	113	106	
A4 Allroad B8 (8KH) 2.0 TDI quattro	CSUA	05.13 - 05.16	1968	D	110 kW	114	110	
A4 Allroad B8 (8KH) 2.0 TDI quattro	CSUB	09.09 - 05.16	1968	D	100 kW	113	106	
A4 Allroad B8 (8KH) 2.0 TFSI Flexfuel quattro	CPMA	09.12 - 12.13	1984	B/E	155 kW	124	166	
A4 Allroad B8 (8KH) 2.0 TFSI Flexfuel quattro	CPMB	05.13 - 05.16	1984	B/E	162 kW	122	153	
A4 Allroad B8 (8KH) 2.0 TFSI quattro	CDNC	04.09 - 05.16	1984	B	155 kW	122	153	
A4 Allroad B8 (8KH) 2.0 TFSI quattro	CNCD	05.13 - 05.16	1984	B	165 kW	124	164	
A4 Allroad B8 (8KH) 2.0 TFSI quattro	CPMA	04.09 - 05.16	1984	B	155 kW	124	166	
A4 Allroad B8 (8KH) 2.0 TFSI quattro	CPMB	05.13 - 05.16	1984	B	162 kW	122	153	
A4 Allroad B8 (8KH) 3.0 TDI quattro	CCWA	04.09 - 01.12	2967	D	176 kW	126	180	
A4 Allroad B8 (8KH) 3.0 TDI quattro	CDUC	01.12 - 05.16	2967	D	180 kW	127	181	
A4 Allroad B8 (8KH) 3.0 TDI quattro	CKVB	01.12 - 05.16	2967	D	180 kW	127	181	
A4 Allroad B8 (8KH) 3.0 TDI quattro	CKVC	01.12 - 05.16	2967	D	180 kW	127	181	
A4 Allroad B9 (8WH, 8WJ) 2.0 TDI quattro	DESA	01.16	1968	D	140 kW	114	110	
A4 Allroad B9 (8WH, 8WJ) 2.0 TDI quattro	DETA	01.16	1968	D	140 kW	114	110	
A4 Allroad B9 (8WH, 8WJ) 2.0 TDI quattro	DETB	05.16 - 10.19	1968	D	120 kW	114	110	
A4 Allroad B9 (8WH, 8WJ) 2.0 TDI quattro	DEUA	11.16 - 10.19	1968	D	110 kW	114	110	
A4 Allroad B9 (8WH, 8WJ) 2.0 TDI quattro	DEUB	11.16 - 07.18	1968	D	100 kW	114	110	
A4 Allroad B9 (8WH, 8WJ) 2.0 TDI quattro	DFVA	01.16	1968	D	140 kW	113	107	
A4 Allroad B9 (8WH, 8WJ) 2.0 TFSI Mild Hybrid quattro	DDWA	11.18 - 10.19	1984	B	185 kW	125	171	
A4 Allroad B9 (8WH, 8WJ) 2.0 TFSI quattro	CYMC	01.16	1984	B	185 kW	125	171	
A4 Allroad B9 (8WH, 8WJ) 2.0 TFSI quattro	CYRB	01.16	1984	B	185 kW	125	171	
A4 Allroad B9 (8WH, 8WJ) 2.0 TFSI quattro	CYRC	05.16 - 10.19	1984	B	183 kW	125	171	
A4 Allroad B9 (8WH, 8WJ) 2.0 TFSI quattro	DDWA	01.16	1984	B	185 kW	125	171	
A4 Allroad B9 (8WH, 8WJ) 2.0 TFSI quattro	DLHB	01.16	1984	B	185 kW	125	171	
A4 Allroad B9 (8WH, 8WJ) 3.0 TDI quattro	CRTC	01.16 - 08.18	2967	D	200 kW	127	184	
A4 Allroad B9 (8WH, 8WJ) 3.0 TDI quattro	CSWB	01.16 - 08.18	2967	D	160 kW	127	184	
A4 Allroad B9 (8WH, 8WJ) 3.0 TDI quattro	DCPC	07.18 - 10.19	2967	D	210 kW	127	184	
A4 Allroad B9 (8WH, 8WJ) 40 TDI quattro	DETA	01.20	1968	D	140 kW	114	110	
A4 Allroad B9 (8WH, 8WJ) 45 TDI quattro	DCPE	07.18	2967	D	170 kW	127	187	
A4 Allroad B9 (8WH, 8WJ) 45 TFSI Mild Hybrid quattro	DDWA	02.20	1984	B	183 kW	125	171	
A4 Allroad B9 (8WH, 8WJ) 45 TFSI Mild Hybrid quattro	DKNA	07.18	1984	B	180 kW	125	171	
A4 Allroad B9 (8WH, 8WJ) 45 TFSI Mild Hybrid quattro	DMTA	08.20	1984	B	195 kW	124	168	
A4 Allroad B9 (8WH, 8WJ) 45 TFSI Mild Hybrid quattro	DPAA	08.20	1984	B	195 kW	124	168	
A4 Allroad B9 (8WH, 8WJ) 45 TFSI quattro	DMTA	10.22	1984	B	195 kW	124	168	
A4 Allroad B9 (8WH, 8WJ) 50 TDI quattro	DCPC	11.19	2967	D	210 kW	127	184	
A4 B5 (8D2) 1.6	ADP	11.94 - 10.00	1595	B	74 kW	107	77	
A4 B5 (8D2) 1.6	AHL	11.94 - 10.00	1595	B	74 kW	108	81	
A4 B5 (8D2) 1.6	ALZ	07.00 - 11.00	1595	B	75 kW	109	88	
A4 B5 (8D2) 1.6	ANA	11.94 - 10.00	1595	B	74 kW	108	81	
A4 B5 (8D2) 1.6	ARM	11.94 - 10.00	1595	B	74 kW	108	81	
A4 B5 (8D2) 1.8 T quattro	AEB	01.95 - 08.01	1781	B	110 kW	109	83	
A4 B5 (8D2) 1.8 T quattro	AJL	12.97 - 11.00	1781	B	132 kW	109	83	
A4 B5 (8D2) 1.8 T quattro	ANB	01.95 - 08.01	1781	B	110 kW	109	83	
A4 B5 (8D2) 1.8 T quattro	APU	01.95 - 08.01	1781	B	110 kW	109	83	
A4 B5 (8D2) 1.8 T quattro	ARK	01.95 - 08.01	1781	B	110 kW	109	83	
A4 B5 (8D2) 1.8 T quattro	ATW	01.95 - 08.01	1781	B	110 kW	109	84	
A4 B5 (8D2) 1.8 T quattro	AWM	09.00 - 12.01	1781	B	125 kW	109	83	
A4 B5 (8D2) 1.8 T quattro	AWT	01.95 - 08.01	1781	B	110 kW	109	83	
A4 B5 (8D2) 1.8 T	AEB	01.95 - 12.01	1781	B	110 kW	109	83	
A4 B5 (8D2) 1.8 T	AJL	12.97 - 11.00	1781	B	132 kW	109	83	
A4 B5 (8D2) 1.8 T	ANB	01.95 - 12.01	1781	B	110 kW	109	83	
A4 B5 (8D2) 1.8 T	APU	01.95 - 12.01	1781	B	110 kW	109	83	
A4 B5 (8D2) 1.8 T	ARK	01.95 - 12.01	1781	B	110 kW	109	83	
A4 B5 (8D2) 1.8 T	ATW	01.95 - 12.01	1781	B	110 kW	109	84	
A4 B5 (8D2) 1.8 T	AWT	01.95 - 12.01	1781	B	110 kW	109	83	
A4 B5 (8D2) 1.8 quattro	ADR	01.95 - 11.00	1781	B	92 kW	108	80	
A4 B5 (8D2) 1.8 quattro	AFY	07.95 - 11.00	1781	B	85 kW	108	80	
A4 B5 (8D2) 1.8 quattro	APT	01.95 - 11.00	1781	B	92 kW	108	80	
A4 B5 (8D2) 1.8 quattro	ARG	01.95 - 11.00	1781	B	92 kW	108	80	
A4 B5 (8D2) 1.8	ADR	11.94 - 11.00	1781	B	92 kW	108	80	















							
A4 B5 (8D2) 1.8	AFY	04.95 - 11.00	1781	B	85 kW	108	80
A4 B5 (8D2) 1.8	APT	11.94 - 11.00	1781	B	92 kW	108	80
A4 B5 (8D2) 1.8	ARG	11.94 - 11.00	1781	B	92 kW	108	80
A4 B5 (8D2) 1.8	AVV	11.94 - 11.00	1781	B	92 kW	108	80
A4 B5 (8D2) 1.9 TDI quattro	AFN	09.96 - 11.00	1896	D	81 kW	100	35
A4 B5 (8D2) 1.9 TDI quattro	AJM	03.00 - 11.00	1896	D	85 kW	102	43
A4 B5 (8D2) 1.9 TDI quattro	ATJ	03.00 - 11.00	1896	D	85 kW	102	43
A4 B5 (8D2) 1.9 TDI quattro	AVG	09.96 - 11.00	1896	D	81 kW	102	46
A4 B5 (8D2) 1.9 TDI	1Z	01.95 - 11.00	1896	D	66 kW	100	35
A4 B5 (8D2) 1.9 TDI	AFF	12.95 - 11.00	1896	D	55 kW	100	35
A4 B5 (8D2) 1.9 TDI	AFN	10.95 - 11.00	1896	D	81 kW	100	35
A4 B5 (8D2) 1.9 TDI	AHH	01.95 - 11.00	1896	D	66 kW	100	37
A4 B5 (8D2) 1.9 TDI	AHU	01.95 - 11.00	1896	D	66 kW	101	38
A4 B5 (8D2) 1.9 TDI	AJM	08.98 - 11.00	1896	D	85 kW	102	43
A4 B5 (8D2) 1.9 TDI	AVG	10.95 - 11.00	1896	D	81 kW	102	46
A4 B5 (8D2) 2.4 quattro	AGA	03.97 - 11.00	2393	B	121 kW	108	80
A4 B5 (8D2) 2.4 quattro	AJG	08.97 - 11.00	2393	B	120 kW	108	80
A4 B5 (8D2) 2.4 quattro	ALF	03.97 - 11.00	2393	B	121 kW	108	80
A4 B5 (8D2) 2.4 quattro	AML	03.97 - 11.00	2393	B	121 kW	108	80
A4 B5 (8D2) 2.4 quattro	APS	03.97 - 11.00	2393	B	121 kW	108	82
A4 B5 (8D2) 2.4 quattro	APZ	08.97 - 11.00	2393	B	120 kW	108	80
A4 B5 (8D2) 2.4 quattro	ARJ	03.97 - 11.00	2393	B	121 kW	108	80
A4 B5 (8D2) 2.4	AFM	07.95 - 07.97	2393	B	110 kW	107	77
A4 B5 (8D2) 2.4	AGA	03.97 - 11.00	2393	B	121 kW	108	80
A4 B5 (8D2) 2.4	AJG	08.97 - 08.01	2393	B	120 kW	108	80
A4 B5 (8D2) 2.4	ALF	03.97 - 11.00	2393	B	121 kW	108	80
A4 B5 (8D2) 2.4	AML	03.97 - 11.00	2393	B	121 kW	108	80
A4 B5 (8D2) 2.4	AMM	08.97 - 08.01	2393	B	120 kW	108	80
A4 B5 (8D2) 2.4	APS	03.97 - 11.00	2393	B	121 kW	108	82
A4 B5 (8D2) 2.4	APZ	08.97 - 08.01	2393	B	120 kW	108	80
A4 B5 (8D2) 2.4	ARJ	03.97 - 11.00	2393	B	121 kW	108	80
A4 B5 (8D2) 2.5 TDI quattro	AFB	09.97 - 11.00	2496	D	110 kW	99	30
A4 B5 (8D2) 2.5 TDI quattro	AKN	09.97 - 11.00	2496	D	110 kW	99	30
A4 B5 (8D2) 2.5 TDI	AFB	09.97 - 11.00	2496	D	110 kW	99	30
A4 B5 (8D2) 2.5 TDI	AKN	09.97 - 11.00	2496	D	110 kW	99	30
A4 B5 (8D2) 2.6 quattro	ABC	01.95 - 11.00	2598	B	110 kW	120	143
A4 B5 (8D2) 2.6	ABC	01.95 - 11.00	2598	B	110 kW	120	143
A4 B5 (8D2) 2.6	ACZ	01.96 - 07.97	2598	B	102 kW	120	143
A4 B5 (8D2) 2.7 Turbo quattro	AJK	02.99 - 09.00	2671	B	169 kW	109	83
A4 B5 (8D2) 2.8 quattro	AAH	11.94 - 10.98	2771	B	128 kW	120	143
A4 B5 (8D2) 2.8 quattro	ACK	03.96 - 08.01	2771	B	142 kW	122	149
A4 B5 (8D2) 2.8 quattro	AFC	11.94 - 10.98	2771	B	128 kW	121	146
A4 B5 (8D2) 2.8 quattro	AHA	03.96 - 08.01	2771	B	142 kW	124	168
A4 B5 (8D2) 2.8 quattro	ALG	03.96 - 08.01	2771	B	142 kW	122	149
A4 B5 (8D2) 2.8 quattro	AMX	03.96 - 08.01	2771	B	142 kW	122	149
A4 B5 (8D2) 2.8 quattro	APR	03.96 - 08.01	2771	B	142 kW	122	149
A4 B5 (8D2) 2.8 quattro	AQD	03.96 - 08.01	2771	B	142 kW	122	149
A4 B5 (8D2) 2.8 quattro	ATQ	03.96 - 08.01	2771	B	142 kW	121	147
A4 B5 (8D2) 2.8 quattro	ATX	09.99 - 10.00	2771	B	140 kW	122	149
A4 B5 (8D2) 2.8	AAH	11.94 - 07.97	2771	B	128 kW	120	143
A4 B5 (8D2) 2.8	ACK	10.96 - 11.00	2771	B	142 kW	122	149
A4 B5 (8D2) 2.8	AFC	11.94 - 07.97	2771	B	128 kW	121	146
A4 B5 (8D2) 2.8	AHA	10.96 - 11.00	2771	B	142 kW	124	168
A4 B5 (8D2) 2.8	ALG	10.96 - 11.00	2771	B	142 kW	122	149
A4 B5 (8D2) 2.8	AMX	10.96 - 11.00	2771	B	142 kW	122	149
A4 B5 (8D2) 2.8	APR	10.96 - 11.00	2771	B	142 kW	122	149
A4 B5 (8D2) 2.8	AQD	10.96 - 11.00	2771	B	142 kW	122	149
A4 B5 (8D2) 2.8	ATQ	10.96 - 11.00	2771	B	142 kW	121	147
A4 B5 (8D2) 2.8	ATX	09.99 - 10.00	2771	B	140 kW	122	149
A4 B5 (8D2) S4 quattro	AGB	09.97 - 09.01	2671	B	195 kW	109	83
A4 B5 (8D2) S4 quattro	APB	10.97 - 12.00	2671	B	187 kW	109	84
A4 B5 (8D2) S4 quattro	AZB	09.97 - 09.01	2671	B	195 kW	109	83

			<b>ccm</b>		<b>kw</b>		<b>1</b> <b>POS</b>
A4 B5 Avant (8D5) 1.6	ADP	11.94 - 09.01	1595	B	74 kW	107	77
A4 B5 Avant (8D5) 1.6	AHL	11.94 - 09.01	1595	B	74 kW	108	81
A4 B5 Avant (8D5) 1.6	ALZ	07.00 - 09.01	1595	B	75 kW	109	88
A4 B5 Avant (8D5) 1.6	ANA	11.94 - 09.01	1595	B	74 kW	108	81
A4 B5 Avant (8D5) 1.6	ARM	11.94 - 09.01	1595	B	74 kW	108	81
A4 B5 Avant (8D5) 1.8 T quattro	AEB	01.96 - 09.01	1781	B	110 kW	109	83
A4 B5 Avant (8D5) 1.8 T quattro	AJL	12.97 - 09.01	1781	B	132 kW	109	83
A4 B5 Avant (8D5) 1.8 T quattro	ANB	01.96 - 09.01	1781	B	110 kW	109	83
A4 B5 Avant (8D5) 1.8 T quattro	APU	01.96 - 09.01	1781	B	110 kW	109	83
A4 B5 Avant (8D5) 1.8 T quattro	ARK	01.96 - 09.01	1781	B	110 kW	109	83
A4 B5 Avant (8D5) 1.8 T quattro	ATW	01.96 - 09.01	1781	B	110 kW	109	84
A4 B5 Avant (8D5) 1.8 T quattro	AWT	01.96 - 09.01	1781	B	110 kW	109	83
A4 B5 Avant (8D5) 1.8 T	AEB	10.95 - 09.01	1781	B	110 kW	109	83
A4 B5 Avant (8D5) 1.8 T	AJL	12.97 - 09.01	1781	B	132 kW	109	83
A4 B5 Avant (8D5) 1.8 T	ANB	10.95 - 09.01	1781	B	110 kW	109	83
A4 B5 Avant (8D5) 1.8 T	APU	10.95 - 09.01	1781	B	110 kW	109	83
A4 B5 Avant (8D5) 1.8 T	ARK	10.95 - 09.01	1781	B	110 kW	109	83
A4 B5 Avant (8D5) 1.8 T	AWT	10.95 - 09.01	1781	B	110 kW	109	83
A4 B5 Avant (8D5) 1.8 quattro	ADR	01.96 - 09.01	1781	B	92 kW	108	80
A4 B5 Avant (8D5) 1.8 quattro	AFY	07.95 - 09.01	1781	B	85 kW	108	80
A4 B5 Avant (8D5) 1.8 quattro	APT	01.96 - 09.01	1781	B	92 kW	108	80
A4 B5 Avant (8D5) 1.8 quattro	ARG	01.96 - 09.01	1781	B	92 kW	108	80
A4 B5 Avant (8D5) 1.8	ADR	11.94 - 09.01	1781	B	92 kW	108	80
A4 B5 Avant (8D5) 1.8	AFY	07.95 - 09.01	1781	B	85 kW	108	80
A4 B5 Avant (8D5) 1.8	APT	11.94 - 09.01	1781	B	92 kW	108	80
A4 B5 Avant (8D5) 1.8	ARG	11.94 - 09.01	1781	B	92 kW	108	80
A4 B5 Avant (8D5) 1.8	AVV	11.94 - 09.01	1781	B	92 kW	108	80
A4 B5 Avant (8D5) 1.9 Hybrid	AHU	03.98 - 06.00	1896	D/E	66 kW	101	38
A4 B5 Avant (8D5) 1.9 TDI quattro	AFN	09.96 - 09.01	1896	D	81 kW	100	35
A4 B5 Avant (8D5) 1.9 TDI quattro	AJM	03.00 - 09.01	1896	D	85 kW	102	43
A4 B5 Avant (8D5) 1.9 TDI quattro	AJM	03.00 - 09.01	1896	D	85 kW	102	43
A4 B5 Avant (8D5) 1.9 TDI quattro	ATJ	03.00 - 09.01	1896	D	85 kW	102	43
A4 B5 Avant (8D5) 1.9 TDI quattro	AVG	09.96 - 09.01	1896	D	81 kW	102	46
A4 B5 Avant (8D5) 1.9 TDI	1Z	02.96 - 09.01	1896	D	66 kW	100	35
A4 B5 Avant (8D5) 1.9 TDI	AFF	03.96 - 09.01	1896	D	55 kW	100	35
A4 B5 Avant (8D5) 1.9 TDI	AFN	02.96 - 09.01	1896	D	81 kW	100	35
A4 B5 Avant (8D5) 1.9 TDI	AHH	02.96 - 09.01	1896	D	66 kW	100	37
A4 B5 Avant (8D5) 1.9 TDI	AHU	02.96 - 09.01	1896	D	66 kW	101	38
A4 B5 Avant (8D5) 1.9 TDI	AJM	03.97 - 09.01	1896	D	85 kW	102	43
A4 B5 Avant (8D5) 1.9 TDI	ATJ	03.97 - 09.01	1896	D	85 kW	102	43
A4 B5 Avant (8D5) 1.9 TDI	AVG	02.96 - 09.01	1896	D	81 kW	102	46
A4 B5 Avant (8D5) 2.4 quattro	AGA	03.97 - 09.01	2393	B	121 kW	108	80
A4 B5 Avant (8D5) 2.4 quattro	AJG	08.97 - 09.01	2393	B	120 kW	108	80
A4 B5 Avant (8D5) 2.4 quattro	ALF	03.97 - 09.01	2393	B	121 kW	108	80
A4 B5 Avant (8D5) 2.4 quattro	AML	03.97 - 09.01	2393	B	121 kW	108	80
A4 B5 Avant (8D5) 2.4 quattro	APS	03.97 - 09.01	2393	B	121 kW	108	82
A4 B5 Avant (8D5) 2.4 quattro	APZ	08.97 - 09.01	2393	B	120 kW	108	80
A4 B5 Avant (8D5) 2.4 quattro	ARJ	03.97 - 09.01	2393	B	121 kW	108	80
A4 B5 Avant (8D5) 2.4	AFM	07.95 - 07.97	2393	B	110 kW	107	77
A4 B5 Avant (8D5) 2.4	AGA	03.97 - 09.01	2393	B	121 kW	108	80
A4 B5 Avant (8D5) 2.4	AJG	08.97 - 09.01	2393	B	120 kW	108	80
A4 B5 Avant (8D5) 2.4	ALF	03.97 - 09.01	2393	B	121 kW	108	80
A4 B5 Avant (8D5) 2.4	AML	03.97 - 09.01	2393	B	121 kW	108	80
A4 B5 Avant (8D5) 2.4	AMM	08.97 - 09.01	2393	B	120 kW	108	80
A4 B5 Avant (8D5) 2.4	APS	03.97 - 09.01	2393	B	121 kW	108	82
A4 B5 Avant (8D5) 2.4	APZ	08.97 - 09.01	2393	B	120 kW	108	80
A4 B5 Avant (8D5) 2.4	ARJ	03.97 - 09.01	2393	B	121 kW	108	80
A4 B5 Avant (8D5) 2.5 TDI quattro	AFB	09.97 - 09.01	2496	D	110 kW	99	30
A4 B5 Avant (8D5) 2.5 TDI quattro	AKN	09.97 - 09.01	2496	D	110 kW	99	30
A4 B5 Avant (8D5) 2.5 TDI	AFB	09.97 - 09.01	2496	D	110 kW	99	30
A4 B5 Avant (8D5) 2.5 TDI	AKN	09.97 - 09.01	2496	D	110 kW	99	30
A4 B5 Avant (8D5) 2.6 quattro	ABC	08.95 - 09.01	2598	B	110 kW	120	143

















							
A4 B5 Avant (8D5) 2.6	ABC	08.95 - 09.01	2598	B	110 kW	120	143
A4 B5 Avant (8D5) 2.8 quattro	AAH	01.96 - 09.96	2771	B	128 kW	120	143
A4 B5 Avant (8D5) 2.8 quattro	ACK	10.96 - 09.01	2771	B	142 kW	122	149
A4 B5 Avant (8D5) 2.8 quattro	AHA	10.96 - 09.01	2771	B	142 kW	124	168
A4 B5 Avant (8D5) 2.8 quattro	ALG	10.96 - 09.01	2771	B	142 kW	122	149
A4 B5 Avant (8D5) 2.8 quattro	AMX	10.96 - 09.01	2771	B	142 kW	122	149
A4 B5 Avant (8D5) 2.8 quattro	APR	10.96 - 09.01	2771	B	142 kW	122	149
A4 B5 Avant (8D5) 2.8 quattro	AQD	10.96 - 09.01	2771	B	142 kW	122	149
A4 B5 Avant (8D5) 2.8 quattro	ATQ	10.96 - 09.01	2771	B	142 kW	121	147
A4 B5 Avant (8D5) 2.8 quattro	ATX	03.99 - 09.00	2771	B	140 kW	122	149
A4 B5 Avant (8D5) 2.8	AAH	03.96 - 09.96	2771	B	128 kW	120	143
A4 B5 Avant (8D5) 2.8	ACK	10.96 - 09.01	2771	B	142 kW	122	149
A4 B5 Avant (8D5) 2.8	AHA	10.96 - 09.01	2771	B	142 kW	124	168
A4 B5 Avant (8D5) 2.8	ALG	10.96 - 09.01	2771	B	142 kW	122	149
A4 B5 Avant (8D5) 2.8	AMX	10.96 - 09.01	2771	B	142 kW	122	149
A4 B5 Avant (8D5) 2.8	APR	10.96 - 09.01	2771	B	142 kW	122	149
A4 B5 Avant (8D5) 2.8	AQD	10.96 - 09.01	2771	B	142 kW	122	149
A4 B5 Avant (8D5) 2.8	ATX	03.99 - 09.00	2771	B	140 kW	122	149
A4 B5 Avant (8D5) RS4 quattro	ASJ	05.00 - 09.01	2671	B	280 kW	109	85
A4 B5 Avant (8D5) RS4 quattro	AZR	05.00 - 09.01	2671	B	280 kW	109	85
A4 B5 Avant (8D5) S4 quattro	AGB	09.97 - 09.01	2671	B	195 kW	109	83
A4 B5 Avant (8D5) S4 quattro	APB	01.01 - 12.02	2671	B	185 kW	109	84
A4 B5 Avant (8D5) S4 quattro	AZB	09.97 - 09.01	2671	B	195 kW	109	83
A4 B6 (8E2) 1.6	ALZ	11.00 - 12.04	1595	B	75 kW	109	88
A4 B6 (8E2) 1.8 T quattro	AMB	07.01 - 12.05	1781	B	125 kW	109	83
A4 B6 (8E2) 1.8 T quattro	AVJ	11.00 - 07.02	1781	B	110 kW	109	83
A4 B6 (8E2) 1.8 T quattro	AWM	07.01 - 12.05	1781	B	125 kW	109	83
A4 B6 (8E2) 1.8 T quattro	BEX	11.02 - 12.04	1781	B	140 kW	109	83
A4 B6 (8E2) 1.8 T quattro	BFB	07.02 - 12.04	1781	B	120 kW	109	83
A4 B6 (8E2) 1.8 T	AMB	07.01 - 12.05	1781	B	125 kW	109	83
A4 B6 (8E2) 1.8 T	AVJ	11.00 - 12.04	1781	B	110 kW	109	83
A4 B6 (8E2) 1.8 T	AWM	01.01 - 12.04	1781	B	127 kW	109	83
A4 B6 (8E2) 1.8 T	BEX	11.02 - 12.04	1781	B	140 kW	109	83
A4 B6 (8E2) 1.8 T	BFB	07.02 - 12.04	1781	B	120 kW	109	83
A4 B6 (8E2) 1.9 TDI quattro	AVF	11.01 - 12.04	1896	D	96 kW	102	45
A4 B6 (8E2) 1.9 TDI	AVB	05.01 - 12.04	1896	D	74 kW	102	44
A4 B6 (8E2) 1.9 TDI	AVF	11.00 - 12.04	1896	D	96 kW	102	45
A4 B6 (8E2) 1.9 TDI	AWX	11.00 - 12.04	1896	D	96 kW	102	45
A4 B6 (8E2) 1.9 TDI	BKE	06.04 - 12.04	1896	D	85 kW	103	49
A4 B6 (8E2) 2.0 FSI	AWA	07.02 - 12.04	1984	B	110 kW	122	152
A4 B6 (8E2) 2.0	ALT	11.00 - 12.04	1984	B	96 kW	122	149
A4 B6 (8E2) 2.4	AMM	09.01 - 12.04	2393	B	120 kW	108	80
A4 B6 (8E2) 2.4	BDV	09.01 - 12.04	2393	B	125 kW	108	80
A4 B6 (8E2) 2.5 TDI quattro	AKE	11.00 - 12.04	2496	D	132 kW	99	30
A4 B6 (8E2) 2.5 TDI quattro	BAU	11.00 - 12.04	2496	D	132 kW	99	29
A4 B6 (8E2) 2.5 TDI quattro	BDH	11.00 - 12.04	2496	D	132 kW	99	29
A4 B6 (8E2) 2.5 TDI	AYM	08.01 - 12.04	2496	D	114 kW	99	30
A4 B6 (8E2) 2.5 TDI	BCZ	07.02 - 12.04	2496	D	120 kW	99	29
A4 B6 (8E2) 2.5 TDI	BDG	07.02 - 12.04	2496	D	120 kW	99	29
A4 B6 (8E2) 2.5 TDI	BFC	07.02 - 12.04	2496	D	120 kW	99	30
A4 B6 (8E2) 3.0 quattro	ASN	11.00 - 12.05	2976	B	162 kW	122	149
A4 B6 (8E2) 3.0 quattro	AVK	11.00 - 12.05	2976	B	162 kW	122	149
A4 B6 (8E2) 3.0 quattro	BBJ	04.01 - 12.04	2976	B	160 kW	122	149
A4 B6 (8E2) 3.0 quattro	BGN	01.05 - 12.05	2976	B	164 kW	124	168
A4 B6 (8E2) 3.0	ASN	11.00 - 12.05	2976	B	162 kW	122	149
A4 B6 (8E2) 3.0	AVK	11.00 - 12.05	2976	B	162 kW	122	149
A4 B6 (8E2) 3.0	BBJ	04.01 - 12.04	2976	B	160 kW	122	149
A4 B6 (8E2) 3.0	BGN	01.05 - 12.05	2976	B	164 kW	124	168
A4 B6 (8E2) S4 quattro	APB	11.00 - 12.05	2671	B	186 kW	109	84
A4 B6 (8E2) S4 quattro	APB	11.00 - 12.02	2671	B	187 kW	109	84
A4 B6 (8E2) S4 quattro	BBK	03.03 - 12.04	4163	B	253 kW	129	199
A4 B6 (8E2) S4 quattro	BHF	03.03 - 12.04	4163	B	253 kW	130	201








			<b>ccm</b>		<b>kw</b>		<b>1 POS</b>
A4 B6 Avant (8E5) 1.6	ALZ	09.01 - 12.04	1595	B	75 kW	109	88
A4 B6 Avant (8E5) 1.8 T quattro	AMB	09.01 - 12.05	1781	B	125 kW	109	83
A4 B6 Avant (8E5) 1.8 T quattro	AVJ	07.01 - 07.02	1781	B	110 kW	109	83
A4 B6 Avant (8E5) 1.8 T quattro	AWM	04.01 - 12.04	1781	B	127 kW	109	83
A4 B6 Avant (8E5) 1.8 T quattro	BEX	11.02 - 12.04	1781	B	140 kW	109	83
A4 B6 Avant (8E5) 1.8 T quattro	BFB	07.02 - 12.04	1781	B	120 kW	109	83
A4 B6 Avant (8E5) 1.8 T	AVJ	09.01 - 07.02	1781	B	110 kW	109	83
A4 B6 Avant (8E5) 1.8 T	BEX	11.02 - 12.04	1781	B	140 kW	109	83
A4 B6 Avant (8E5) 1.8 T	BFB	07.02 - 12.04	1781	B	120 kW	109	83
A4 B6 Avant (8E5) 1.9 TDI quattro	AVF	11.01 - 12.04	1896	D	96 kW	102	45
A4 B6 Avant (8E5) 1.9 TDI	AVB	11.01 - 12.04	1896	D	74 kW	102	44
A4 B6 Avant (8E5) 1.9 TDI	AVF	09.01 - 12.04	1896	D	96 kW	102	45
A4 B6 Avant (8E5) 1.9 TDI	AWX	09.01 - 12.04	1896	D	96 kW	102	45
A4 B6 Avant (8E5) 1.9 TDI	BKE	06.04 - 12.04	1896	D	85 kW	103	49
A4 B6 Avant (8E5) 2.0 FSI	AWA	07.02 - 12.04	1984	B	110 kW	122	152
A4 B6 Avant (8E5) 2.0	ALT	09.01 - 12.04	1984	B	96 kW	122	149
A4 B6 Avant (8E5) 2.4	AMM	09.01 - 12.04	2393	B	120 kW	108	80
A4 B6 Avant (8E5) 2.4	BDV	09.01 - 12.04	2393	B	125 kW	108	80
A4 B6 Avant (8E5) 2.5 TDI quattro	AKE	09.01 - 12.04	2496	D	132 kW	99	30
A4 B6 Avant (8E5) 2.5 TDI quattro	BAU	09.01 - 12.04	2496	D	132 kW	99	29
A4 B6 Avant (8E5) 2.5 TDI quattro	BDH	09.01 - 12.04	2496	D	132 kW	99	29
A4 B6 Avant (8E5) 2.5 TDI	AYM	09.01 - 12.04	2496	D	114 kW	99	30
A4 B6 Avant (8E5) 2.5 TDI	BCZ	07.02 - 12.04	2496	D	120 kW	99	29
A4 B6 Avant (8E5) 2.5 TDI	BDG	07.02 - 12.04	2496	D	120 kW	99	29
A4 B6 Avant (8E5) 2.5 TDI	BFC	07.02 - 12.04	2496	D	120 kW	99	30
A4 B6 Avant (8E5) 2.7 S4 quattro	APB	04.01 - 12.02	2671	B	187 kW	109	84
A4 B6 Avant (8E5) 3.0 quattro	ASN	09.01 - 12.05	2976	B	162 kW	122	149
A4 B6 Avant (8E5) 3.0 quattro	AVK	09.01 - 12.05	2976	B	162 kW	122	149
A4 B6 Avant (8E5) 3.0 quattro	AVK	09.01 - 12.04	2976	B	164 kW	122	149
A4 B6 Avant (8E5) 3.0 quattro	BBJ	04.01 - 12.04	2976	B	160 kW	122	149
A4 B6 Avant (8E5) 3.0 quattro	BGN	09.01 - 12.04	2976	B	164 kW	124	168
A4 B6 Avant (8E5) 3.0	ASN	09.01 - 12.04	2976	B	162 kW	122	149
A4 B6 Avant (8E5) 3.0	BBJ	04.01 - 12.04	2976	B	160 kW	122	149
A4 B6 Avant (8E5) S4 quattro	BBK	03.03 - 12.04	4163	B	253 kW	129	199
A4 B6 Avant (8E5) S4 quattro	BHF	03.03 - 12.04	4163	B	253 kW	130	201
A4 B6 Cabriolet (8H7) 1.8 T quattro	AMB	09.03 - 12.04	1781	B	127 kW	109	83
A4 B6 Cabriolet (8H7) 1.8 T quattro	BFB	05.03 - 12.05	1781	B	120 kW	109	83
A4 B6 Cabriolet (8H7) 1.8 T	AMB	10.02 - 12.06	1781	B	125 kW	109	83
A4 B6 Cabriolet (8H7) 1.8 T	BFB	07.02 - 12.05	1781	B	120 kW	109	83
A4 B6 Cabriolet (8H7) 2.0	ALT	09.04 - 12.05	1984	B	96 kW	122	149
A4 B6 Cabriolet (8H7) 2.4	AMM	04.02 - 12.05	2393	B	120 kW	108	80
A4 B6 Cabriolet (8H7) 2.4	BDV	04.02 - 12.05	2393	B	125 kW	108	80
A4 B6 Cabriolet (8H7) 2.5 TDI	BCZ	08.02 - 12.05	2496	D	120 kW	99	29
A4 B6 Cabriolet (8H7) 2.5 TDI	BDG	08.02 - 12.05	2496	D	120 kW	99	29
A4 B6 Cabriolet (8H7) 2.5 TDI	BFC	08.02 - 12.05	2496	D	120 kW	99	30
A4 B6 Cabriolet (8H7) 3.0 quattro	ASN	01.02 - 12.06	2976	B	162 kW	122	149
A4 B6 Cabriolet (8H7) 3.0 quattro	AVK	01.02 - 12.06	2976	B	162 kW	122	149
A4 B6 Cabriolet (8H7) 3.0 quattro	BGN	01.02 - 12.06	2976	B	162 kW	124	168
A4 B6 Cabriolet (8H7) 3.0	ASN	04.02 - 06.06	2976	B	162 kW	122	149
A4 B6 Cabriolet (8H7) 3.0	AVK	04.02 - 06.06	2976	B	162 kW	122	149
A4 B6 Cabriolet (8H7) 3.0	BBJ	04.02 - 12.05	2976	B	160 kW	122	149
A4 B6 Cabriolet (8H7) 3.0	BGN	04.02 - 06.06	2976	B	162 kW	124	168
A4 B6 Cabriolet (8H7) S4 quattro	BBK	12.03 - 12.08	4163	B	253 kW	129	199
A4 B6 Cabriolet (8H7) S4 quattro	BHF	12.03 - 12.08	4163	B	253 kW	130	201
A4 B7 (8EC) 1.6	ALZ	11.04 - 06.08	1595	B	75 kW	109	88
A4 B7 (8EC) 1.8 T quattro	BFB	11.04 - 06.08	1781	B	120 kW	109	83
A4 B7 (8EC) 1.8 T	AMB	01.05 - 12.05	1781	B	125 kW	109	83
A4 B7 (8EC) 1.8 T	BFB	11.04 - 06.08	1781	B	120 kW	109	83
A4 B7 (8EC) 1.9 TDI	BKE	11.04 - 06.08	1896	D	85 kW	103	49
A4 B7 (8EC) 1.9 TDI	BRB	11.04 - 06.08	1896	D	85 kW	103	49
A4 B7 (8EC) 2.0 FSI	AWA	01.05 - 07.05	1984	B	110 kW	122	152
A4 B7 (8EC) 2.0 TDI 16V	BLB	11.04 - 06.08	1968	D	103 kW	110	91








							
A4 B7 (8EC) 2.0 TDI 16V	BRE	11.04 - 06.08	1968	D	103 kW	111	97
A4 B7 (8EC) 2.0 TDI quattro	BPW	01.06 - 06.08	1968	D	103 kW	111	95
A4 B7 (8EC) 2.0 TDI quattro	BRD	06.06 - 06.08	1968	D	125 kW	111	96
A4 B7 (8EC) 2.0 TDI quattro	BVA	06.06 - 06.08	1968	D	120 kW	111	96
A4 B7 (8EC) 2.0 TDI	BNA	11.04 - 06.08	1968	D	100 kW	111	94
A4 B7 (8EC) 2.0 TDI	BPW	11.04 - 06.08	1968	D	103 kW	111	95
A4 B7 (8EC) 2.0 TDI	BRD	06.06 - 06.08	1968	D	125 kW	111	96
A4 B7 (8EC) 2.0 TDI	BRF	11.04 - 06.08	1968	D	100 kW	111	94
A4 B7 (8EC) 2.0 TDI	BVA	06.06 - 06.08	1968	D	120 kW	111	96
A4 B7 (8EC) 2.0 TDI	BVF	11.05 - 11.06	1968	D	93 kW	111	96
A4 B7 (8EC) 2.0 TDI	BVG	09.05 - 10.07	1968	D	89 kW	111	96
A4 B7 (8EC) 2.0 TFSI quattro	BGB	11.04 - 06.08	1984	B	147 kW	122	153
A4 B7 (8EC) 2.0 TFSI quattro	BPG	11.04 - 06.08	1984	B	147 kW	122	153
A4 B7 (8EC) 2.0 TFSI quattro	BUL	06.05 - 06.08	1984	B	162 kW	122	153
A4 B7 (8EC) 2.0 TFSI quattro	BWE	11.04 - 06.08	1984	B	147 kW	122	153
A4 B7 (8EC) 2.0 TFSI quattro	BWT	11.04 - 06.08	1984	B	147 kW	122	153
A4 B7 (8EC) 2.0 TFSI	BGB	11.04 - 06.08	1984	B	147 kW	122	153
A4 B7 (8EC) 2.0 TFSI	BPG	11.04 - 06.08	1984	B	147 kW	122	153
A4 B7 (8EC) 2.0 TFSI	BPJ	11.04 - 06.08	1984	B	125 kW	122	153
A4 B7 (8EC) 2.0 TFSI	BUL	06.05 - 06.08	1984	B	162 kW	122	153
A4 B7 (8EC) 2.0 TFSI	BWE	11.04 - 06.08	1984	B	147 kW	122	153
A4 B7 (8EC) 2.0 TFSI	BWT	11.04 - 06.08	1984	B	147 kW	122	153
A4 B7 (8EC) 2.0 TFSI	BWT	09.06 - 06.08	1984	B	149 kW	122	153
A4 B7 (8EC) 2.0 TFSI	BYK	11.04 - 06.08	1984	B	125 kW	122	153
A4 B7 (8EC) 2.0	ALT	11.04 - 06.08	1984	B	96 kW	122	149
A4 B7 (8EC) 2.5 TDI	BDG	11.04 - 05.06	2496	D	120 kW	99	29
A4 B7 (8EC) 2.7 TDI	BPP	01.06 - 06.08	2698	D	132 kW	126	180
A4 B7 (8EC) 2.7 TDI	BSG	11.05 - 06.08	2698	D	120 kW	126	180
A4 B7 (8EC) 3.0 TDI quattro	ASB	01.06 - 06.08	2967	D	171 kW	126	178
A4 B7 (8EC) 3.0 TDI quattro	BKN	11.04 - 06.08	2967	D	150 kW	126	176
A4 B7 (8EC) 3.0 quattro	BBJ	11.04 - 07.06	2976	B	160 kW	122	149
A4 B7 (8EC) 3.0	BBJ	11.04 - 05.06	2976	B	160 kW	122	149
A4 B7 (8EC) 3.2 FSI quattro	AUK	01.05 - 06.08	3123	B	188 kW	130	200
A4 B7 (8EC) 3.2 FSI quattro	BKH	01.05 - 06.08	3123	B	188 kW	130	206
A4 B7 (8EC) 3.2 FSI	AUK	01.05 - 06.08	3123	B	188 kW	130	200
A4 B7 (8EC) 3.2 FSI	BKH	01.06 - 06.08	3123	B	190 kW	130	206
A4 B7 (8EC) RS4 quattro	BNS	09.05 - 06.08	4163	B	309 kW	130	201
A4 B7 (8EC) S4 quattro	BBK	11.04 - 06.08	4163	B	253 kW	129	199
A4 B7 (8EC) S4 quattro	BHF	11.04 - 06.08	4163	B	253 kW	130	201
A4 B7 Avant (8ED) 1.6	ALZ	11.04 - 06.08	1595	B	75 kW	109	88
A4 B7 Avant (8ED) 1.8 T quattro	BFB	11.04 - 06.08	1781	B	120 kW	109	83
A4 B7 Avant (8ED) 1.8 T	BFB	11.04 - 06.08	1781	B	120 kW	109	83
A4 B7 Avant (8ED) 1.9 TDI	BKE	11.04 - 06.08	1896	D	85 kW	103	49
A4 B7 Avant (8ED) 1.9 TDI	BRB	11.04 - 06.08	1896	D	85 kW	103	49
A4 B7 Avant (8ED) 2.0 TDI 16V	BLB	11.04 - 06.08	1968	D	103 kW	110	91
A4 B7 Avant (8ED) 2.0 TDI 16V	BRE	11.04 - 06.08	1968	D	103 kW	111	97
A4 B7 Avant (8ED) 2.0 TDI quattro	BPW	01.06 - 06.08	1968	D	103 kW	111	95
A4 B7 Avant (8ED) 2.0 TDI quattro	BRD	06.06 - 06.08	1968	D	125 kW	111	96
A4 B7 Avant (8ED) 2.0 TDI quattro	BVA	06.06 - 06.08	1968	D	120 kW	111	96
A4 B7 Avant (8ED) 2.0 TDI	BNA	11.04 - 06.08	1968	D	100 kW	111	94
A4 B7 Avant (8ED) 2.0 TDI	BPW	11.04 - 06.08	1968	D	103 kW	111	95
A4 B7 Avant (8ED) 2.0 TDI	BRD	06.06 - 06.08	1968	D	125 kW	111	96
A4 B7 Avant (8ED) 2.0 TDI	BRF	11.04 - 06.08	1968	D	100 kW	111	94
A4 B7 Avant (8ED) 2.0 TDI	BVA	06.06 - 06.08	1968	D	120 kW	111	96
A4 B7 Avant (8ED) 2.0 TDI	BVF	11.05 - 11.06	1968	D	93 kW	111	96
A4 B7 Avant (8ED) 2.0 TDI	BVG	09.05 - 09.06	1968	D	89 kW	111	96
A4 B7 Avant (8ED) 2.0 TFSI quattro	BGB	11.04 - 06.08	1984	B	147 kW	122	153
A4 B7 Avant (8ED) 2.0 TFSI quattro	BPG	11.04 - 06.08	1984	B	147 kW	122	153
A4 B7 Avant (8ED) 2.0 TFSI quattro	BUL	06.05 - 06.08	1984	B	162 kW	122	153
A4 B7 Avant (8ED) 2.0 TFSI quattro	BWE	11.04 - 06.08	1984	B	147 kW	122	153
A4 B7 Avant (8ED) 2.0 TFSI quattro	BWT	11.04 - 06.08	1984	B	147 kW	122	153
A4 B7 Avant (8ED) 2.0 TFSI	BGB	11.04 - 06.08	1984	B	147 kW	122	153

			<b>ccm</b>		<b>kw</b>		<b>1</b> <b>POS</b>
A4 B7 Avant (8ED) 2.0 TFSI	BPG	11.04 - 06.08	1984	B	147 kW	122	153
A4 B7 Avant (8ED) 2.0 TFSI	BPJ	10.06 - 06.08	1984	B	125 kW	122	153
A4 B7 Avant (8ED) 2.0 TFSI	BUL	06.05 - 06.08	1984	B	162 kW	122	153
A4 B7 Avant (8ED) 2.0 TFSI	BWE	11.04 - 06.08	1984	B	147 kW	122	153
A4 B7 Avant (8ED) 2.0 TFSI	BYK	10.06 - 06.08	1984	B	125 kW	122	153
A4 B7 Avant (8ED) 2.0	ALT	11.04 - 06.08	1984	B	96 kW	122	149
A4 B7 Avant (8ED) 2.5 TDI	BDG	11.04 - 05.06	2496	D	120 kW	99	29
A4 B7 Avant (8ED) 2.7 TDI	BPP	01.06 - 06.08	2698	D	132 kW	126	180
A4 B7 Avant (8ED) 2.7 TDi	BSG	11.05 - 03.08	2698	D	120 kW	126	180
A4 B7 Avant (8ED) 3.0 TDI quattro	ASB	01.06 - 06.08	2967	D	171 kW	126	178
A4 B7 Avant (8ED) 3.0 TDI quattro	BKN	11.04 - 06.08	2967	D	150 kW	126	176
A4 B7 Avant (8ED) 3.0 quattro	BBJ	11.04 - 07.06	2976	B	160 kW	122	149
A4 B7 Avant (8ED) 3.0	BBJ	11.04 - 05.06	2976	B	160 kW	122	149
A4 B7 Avant (8ED) 3.2 FSI quattro	AUK	01.05 - 06.08	3123	B	188 kW	130	200
A4 B7 Avant (8ED) 3.2 FSI quattro	BKH	01.05 - 06.08	3123	B	188 kW	130	206
A4 B7 Avant (8ED) 3.2 FSI	AUK	01.05 - 06.08	3123	B	188 kW	130	200
A4 B7 Avant (8ED) RS4 quattro	BNS	09.05 - 06.08	4163	B	309 kW	130	201
A4 B7 Avant (8ED) S4 quattro	BBK	11.04 - 06.08	4163	B	253 kW	129	199
A4 B7 Avant (8ED) S4 quattro	BHF	11.04 - 06.08	4163	B	253 kW	130	201
A4 B7 Cabriolet (8HE) 1.8 T	BFB	01.06 - 03.09	1781	B	120 kW	109	83
A4 B7 Cabriolet (8HE) 2.0 TDI	BPW	01.06 - 03.09	1968	D	103 kW	111	95
A4 B7 Cabriolet (8HE) 2.0 TDI	BRC	01.06 - 03.09	1968	D	100 kW	111	95
A4 B7 Cabriolet (8HE) 2.0 TFSI 16V	BWE	01.06 - 12.09	1984	B	147 kW	122	153
A4 B7 Cabriolet (8HE) 2.0 TFSI 16V	BWT	01.06 - 12.09	1984	B	147 kW	122	153
A4 B7 Cabriolet (8HE) 2.0 TFSI quattro	BWT	11.05 - 12.09	1984	B	147 kW	122	153
A4 B7 Cabriolet (8HE) 2.7 TDI	BPP	06.06 - 03.09	2698	D	132 kW	126	180
A4 B7 Cabriolet (8HE) 3.0 TDI quattro	ASB	01.06 - 03.09	2967	D	171 kW	126	178
A4 B7 Cabriolet (8HE) 3.0 TDI quattro	BKN	01.06 - 03.09	2967	D	150 kW	126	176
A4 B7 Cabriolet (8HE) 3.2 FSI quattro	AUK	01.06 - 12.09	3123	B	188 kW	130	200
A4 B7 Cabriolet (8HE) 3.2 FSI quattro	BKH	01.06 - 12.09	3123	B	188 kW	130	206
A4 B7 Cabriolet (8HE) 3.2 FSI	AUK	01.06 - 03.09	3123	B	188 kW	130	200
A4 B7 Cabriolet (8HE) RS4 quattro	BNS	01.06 - 12.09	4163	B	309 kW	130	201
A4 B7 Cabriolet (8HE) S4 quattro	BBK	11.05 - 03.09	4163	B	253 kW	129	199
A4 B7 Cabriolet (8HE) S4 quattro	BHF	11.05 - 03.09	4163	B	253 kW	130	201
A4 B8 (8K2) 1.8 TFSI quattro	CDHB	09.08 - 03.12	1798	B	118 kW	123	160
A4 B8 (8K2) 1.8 TFSI quattro	CJEB	11.11 - 12.15	1798	B	125 kW	124	168
A4 B8 (8K2) 1.8 TFSI	CABA	08.07 - 12.15	1798	B	88 kW	123	160
A4 B8 (8K2) 1.8 TFSI	CABB	11.07 - 12.15	1798	B	118 kW	122	155
A4 B8 (8K2) 1.8 TFSI	CDHA	08.07 - 12.15	1798	B	88 kW	123	160
A4 B8 (8K2) 1.8 TFSI	CDHB	11.07 - 12.15	1798	B	118 kW	123	160
A4 B8 (8K2) 1.8 TFSI	CJEB	09.10 - 09.16	1798	B	125 kW	124	168
A4 B8 (8K2) 1.8 T	AWT	07.08 - 05.10	1781	B	110 kW	109	83
A4 B8 (8K2) 2.0 TDI quattro	CAGA	11.08 - 12.15	1968	D	105 kW	112	100
A4 B8 (8K2) 2.0 TDI quattro	CAHA	01.08 - 03.12	1968	D	125 kW	113	104
A4 B8 (8K2) 2.0 TDI quattro	CGLC	11.11 - 12.15	1968	D	130 kW	113	104
A4 B8 (8K2) 2.0 TDI quattro	CJCA	11.08 - 12.15	1968	D	105 kW	113	104
A4 B8 (8K2) 2.0 TDI quattro	CJCD	05.13 - 12.15	1968	D	110 kW	113	104
A4 B8 (8K2) 2.0 TDI quattro	CNHA	09.13 - 12.15	1968	D	140 kW	114	110
A4 B8 (8K2) 2.0 TDI quattro	CSUA	05.13 - 12.15	1968	D	110 kW	114	110
A4 B8 (8K2) 2.0 TDI	CAGA	11.07 - 12.15	1968	D	105 kW	112	100
A4 B8 (8K2) 2.0 TDI	CAGB	11.07 - 12.15	1968	D	100 kW	112	100
A4 B8 (8K2) 2.0 TDI	CAGC	06.08 - 12.15	1968	D	88 kW	113	104
A4 B8 (8K2) 2.0 TDI	CAHA	01.08 - 03.12	1968	D	125 kW	113	104
A4 B8 (8K2) 2.0 TDI	CAHB	08.08 - 12.15	1968	D	120 kW	113	104
A4 B8 (8K2) 2.0 TDI	CGLC	11.11 - 12.15	1968	D	130 kW	113	104
A4 B8 (8K2) 2.0 TDI	CGLD	08.08 - 12.15	1968	D	120 kW	113	104
A4 B8 (8K2) 2.0 TDI	CJCA	11.07 - 12.15	1968	D	105 kW	113	104
A4 B8 (8K2) 2.0 TDI	CJCB	11.07 - 12.15	1968	D	100 kW	113	104
A4 B8 (8K2) 2.0 TDI	CJCC	06.08 - 12.15	1968	D	88 kW	113	104
A4 B8 (8K2) 2.0 TDI	CJCD	05.13 - 12.15	1968	D	110 kW	113	104
A4 B8 (8K2) 2.0 TDI	CMEA	11.07 - 12.15	1968	D	105 kW	113	104
A4 B8 (8K2) 2.0 TDI	CMFA	11.07 - 12.15	1968	D	105 kW	113	104








							
A4 B8 (8K2) 2.0 TDI	CMFB	05.13 - 12.15	1968	D	110 kW	113	104
A4 B8 (8K2) 2.0 TDI	CMGB	11.11 - 12.15	1968	D	130 kW	113	104
A4 B8 (8K2) 2.0 TDI	CNHA	09.13 - 12.15	1968	D	140 kW	114	110
A4 B8 (8K2) 2.0 TDI	CNHC	08.08 - 12.15	1968	D	120 kW	113	106
A4 B8 (8K2) 2.0 TDI	CSUA	05.13 - 12.15	1968	D	110 kW	114	110
A4 B8 (8K2) 2.0 TDI	CSUB	11.07 - 12.15	1968	D	100 kW	113	106
A4 B8 (8K2) 2.0 TFSI Flexfuel quattro	CPMA	09.12 - 12.13	1984	B/E	155 kW	124	166
A4 B8 (8K2) 2.0 TFSI Flexfuel quattro	CPMB	05.13 - 12.15	1984	B/E	162 kW	122	153
A4 B8 (8K2) 2.0 TFSI flexible fuel quattro	CFKA	11.09 - 12.15	1984	B/E	132 kW	122	154
A4 B8 (8K2) 2.0 TFSI flexible fuel	CFKA	11.09 - 12.15	1984	B/E	132 kW	122	154
A4 B8 (8K2) 2.0 TFSI quattro	CAEB	06.08 - 12.15	1984	B	155 kW	124	166
A4 B8 (8K2) 2.0 TFSI quattro	CAED	05.13 - 12.15	1984	B	162 kW	123	157
A4 B8 (8K2) 2.0 TFSI quattro	CDNC	06.08 - 12.15	1984	B	155 kW	122	153
A4 B8 (8K2) 2.0 TFSI quattro	CFKA	11.09 - 03.12	1984	B	132 kW	122	154
A4 B8 (8K2) 2.0 TFSI quattro	CNCD	05.13 - 12.15	1984	B	165 kW	124	164
A4 B8 (8K2) 2.0 TFSI quattro	CPMA	06.08 - 12.15	1984	B	155 kW	124	166
A4 B8 (8K2) 2.0 TFSI quattro	CPMB	05.13 - 12.15	1984	B	162 kW	122	153
A4 B8 (8K2) 2.0 TFSI	CAEA	06.08 - 12.15	1984	B	132 kW	122	154
A4 B8 (8K2) 2.0 TFSI	CAEB	06.08 - 12.14	1984	B	155 kW	124	166
A4 B8 (8K2) 2.0 TFSI	CAED	05.13 - 12.15	1984	B	162 kW	123	157
A4 B8 (8K2) 2.0 TFSI	CDNB	06.08 - 12.15	1984	B	132 kW	122	154
A4 B8 (8K2) 2.0 TFSI	CDNC	06.08 - 12.14	1984	B	155 kW	122	153
A4 B8 (8K2) 2.0 TFSI	CFKA	06.08 - 12.15	1984	B	132 kW	122	154
A4 B8 (8K2) 2.0 TFSI	CNCD	01.13 - 12.15	1984	B	165 kW	124	164
A4 B8 (8K2) 2.7 TDI	CAMA	11.07 - 03.12	2698	D	140 kW	126	178
A4 B8 (8K2) 2.7 TDI	CAMB	11.07 - 03.12	2698	D	120 kW	126	179
A4 B8 (8K2) 2.7 TDI	CGKA	11.07 - 03.12	2698	D	140 kW	126	180
A4 B8 (8K2) 2.7 TDI	CGKB	11.07 - 03.12	2698	D	120 kW	126	180
A4 B8 (8K2) 3.0 TDI quattro	ASB	04.09 - 12.15	2967	D	171 kW	126	178
A4 B8 (8K2) 3.0 TDI quattro	CAPA	08.07 - 05.12	2967	D	176 kW	126	180
A4 B8 (8K2) 3.0 TDI quattro	CCLA	08.07 - 05.12	2967	D	176 kW	126	178
A4 B8 (8K2) 3.0 TDI quattro	CCWA	08.07 - 05.12	2967	D	176 kW	126	180
A4 B8 (8K2) 3.0 TDI quattro	CCWB	06.08 - 05.10	2967	D	155 kW	126	180
A4 B8 (8K2) 3.0 TDI quattro	CDUC	11.11 - 09.16	2967	D	180 kW	127	181
A4 B8 (8K2) 3.0 TDI quattro	CKVB	11.11 - 09.16	2967	D	180 kW	127	181
A4 B8 (8K2) 3.0 TDI quattro	CKVC	11.11 - 09.16	2967	D	180 kW	127	181
A4 B8 (8K2) 3.0 TDI	CLAB	11.11 - 12.15	2967	D	150 kW	127	181
A4 B8 (8K2) 3.0 TFSI quattro	CMUA	02.12 - 12.15	2995	B	200 kW	131	211
A4 B8 (8K2) 3.0 TFSI quattro	CRED	02.12 - 12.15	2995	B	200 kW	130	201
A4 B8 (8K2) 3.2 FSI quattro	CALA	11.07 - 01.13	3197	B	195 kW	132	214
A4 B8 (8K2) 3.2 FSI	CALA	09.08 - 03.12	3197	B	195 kW	132	214
A4 B8 (8K2) S4 quattro	CAKA	11.08 - 12.15	2995	B	245 kW	131	211
A4 B8 (8K2) S4 quattro	CCBA	11.08 - 12.15	2995	B	245 kW	130	205
A4 B8 (8K2) S4 quattro	CGWC	11.08 - 12.15	2995	B	245 kW	131	211
A4 B8 (8K2) S4 quattro	CGXC	11.08 - 12.15	2995	B	245 kW	131	211
A4 B8 (8K2) S4 quattro	CREC	11.08 - 12.15	2995	B	245 kW	131	211
A4 B8 (8K2) S4 quattro	CTUB	11.08 - 12.15	2995	B	245 kW	131	211
A4 B8 Avant (8K5) 1.8 TFSI quattro	CDHB	07.08 - 12.15	1798	B	118 kW	123	160
A4 B8 Avant (8K5) 1.8 TFSI quattro	CJEB	11.11 - 12.15	1798	B	125 kW	124	168
A4 B8 Avant (8K5) 1.8 TFSI	CABB	11.07 - 12.15	1798	B	118 kW	122	155
A4 B8 Avant (8K5) 1.8 TFSI	CDHA	04.08 - 12.15	1798	B	88 kW	123	160
A4 B8 Avant (8K5) 1.8 TFSI	CDHB	11.07 - 12.15	1798	B	118 kW	123	160
A4 B8 Avant (8K5) 1.8 TFSI	CJEB	11.11 - 12.15	1798	B	125 kW	124	168
A4 B8 Avant (8K5) 2.0 TDI quattro	CAGA	04.08 - 12.15	1968	D	105 kW	112	100
A4 B8 Avant (8K5) 2.0 TDI quattro	CAHA	08.08 - 03.12	1968	D	125 kW	113	104
A4 B8 Avant (8K5) 2.0 TDI quattro	CGLC	11.11 - 12.15	1968	D	130 kW	113	104
A4 B8 Avant (8K5) 2.0 TDI quattro	CJCA	04.08 - 12.15	1968	D	105 kW	113	104
A4 B8 Avant (8K5) 2.0 TDI quattro	CJCD	05.13 - 12.15	1968	D	110 kW	113	104
A4 B8 Avant (8K5) 2.0 TDI quattro	CNHA	09.13 - 12.15	1968	D	140 kW	114	110
A4 B8 Avant (8K5) 2.0 TDI quattro	CSUA	05.13 - 12.15	1968	D	110 kW	114	110
A4 B8 Avant (8K5) 2.0 TDI	CAGA	04.08 - 12.15	1968	D	105 kW	112	100
A4 B8 Avant (8K5) 2.0 TDI	CAGB	04.08 - 12.15	1968	D	100 kW	112	100



			<b>ccm</b>		<b>kW</b>		<b>1</b> POS
A4 B8 Avant (8K5) 2.0 TDI	CAGC	06.08 - 12.15	1968	D	88 kW	113	104
A4 B8 Avant (8K5) 2.0 TDI	CAHA	04.08 - 03.12	1968	D	125 kW	113	104
A4 B8 Avant (8K5) 2.0 TDI	CAHB	08.08 - 12.15	1968	D	120 kW	113	104
A4 B8 Avant (8K5) 2.0 TDI	CGLC	11.11 - 12.15	1968	D	130 kW	113	104
A4 B8 Avant (8K5) 2.0 TDI	CGLD	08.08 - 12.15	1968	D	120 kW	113	104
A4 B8 Avant (8K5) 2.0 TDI	CJCA	04.08 - 12.15	1968	D	105 kW	113	104
A4 B8 Avant (8K5) 2.0 TDI	CJCB	04.08 - 12.15	1968	D	100 kW	113	104
A4 B8 Avant (8K5) 2.0 TDI	CJCC	06.08 - 12.15	1968	D	88 kW	113	104
A4 B8 Avant (8K5) 2.0 TDI	CJCD	05.13 - 12.15	1968	D	110 kW	113	104
A4 B8 Avant (8K5) 2.0 TDI	CMEA	04.08 - 12.15	1968	D	105 kW	113	104
A4 B8 Avant (8K5) 2.0 TDI	CMFA	04.08 - 12.15	1968	D	105 kW	113	104
A4 B8 Avant (8K5) 2.0 TDI	CMFB	05.13 - 12.15	1968	D	110 kW	113	104
A4 B8 Avant (8K5) 2.0 TDI	CNHA	09.13 - 12.15	1968	D	140 kW	114	110
A4 B8 Avant (8K5) 2.0 TDI	CNHC	08.08 - 12.15	1968	D	120 kW	113	106
A4 B8 Avant (8K5) 2.0 TDI	CSUA	05.13 - 12.15	1968	D	110 kW	114	110
A4 B8 Avant (8K5) 2.0 TDI	CSUB	04.08 - 12.15	1968	D	100 kW	113	106
A4 B8 Avant (8K5) 2.0 TFSI flexible fuel quattro	CFKA	11.09 - 12.15	1984	B/E	132 kW	122	154
A4 B8 Avant (8K5) 2.0 TFSI flexible fuel	CFKA	11.09 - 12.15	1984	B/E	132 kW	122	154
A4 B8 Avant (8K5) 2.0 TFSI quattro	CAEB	06.08 - 12.15	1984	B	155 kW	124	166
A4 B8 Avant (8K5) 2.0 TFSI quattro	CDNC	06.08 - 12.15	1984	B	155 kW	122	153
A4 B8 Avant (8K5) 2.0 TFSI quattro	CNCD	05.13 - 12.15	1984	B	165 kW	124	164
A4 B8 Avant (8K5) 2.0 TFSI	CAEA	06.08 - 12.15	1984	B	132 kW	122	154
A4 B8 Avant (8K5) 2.0 TFSI	CAEB	06.08 - 05.13	1984	B	155 kW	124	166
A4 B8 Avant (8K5) 2.0 TFSI	CDNB	06.08 - 12.15	1984	B	132 kW	122	154
A4 B8 Avant (8K5) 2.0 TFSI	CDNC	06.08 - 05.13	1984	B	155 kW	122	153
A4 B8 Avant (8K5) 2.0 TFSI	CFKA	06.08 - 12.15	1984	B	132 kW	122	154
A4 B8 Avant (8K5) 2.0 TFSI	CNCD	01.13 - 12.15	1984	B	165 kW	124	164
A4 B8 Avant (8K5) 2.7 TDI	CAMA	04.08 - 03.12	2698	D	140 kW	126	178
A4 B8 Avant (8K5) 2.7 TDI	CAMB	06.08 - 03.12	2698	D	120 kW	126	179
A4 B8 Avant (8K5) 2.7 TDI	CGKA	04.08 - 03.12	2698	D	140 kW	126	180
A4 B8 Avant (8K5) 2.7 TDI	CGKB	06.08 - 03.12	2698	D	120 kW	126	180
A4 B8 Avant (8K5) 3.0 TDI quattro	CAPA	04.08 - 03.12	2967	D	176 kW	126	180
A4 B8 Avant (8K5) 3.0 TDI quattro	CCLA	04.08 - 03.12	2967	D	176 kW	126	178
A4 B8 Avant (8K5) 3.0 TDI quattro	CCWA	04.08 - 03.12	2967	D	176 kW	126	180
A4 B8 Avant (8K5) 3.0 TDI quattro	CCWB	06.08 - 05.10	2967	D	155 kW	126	180
A4 B8 Avant (8K5) 3.0 TDI quattro	CDUC	11.11 - 12.15	2967	D	180 kW	127	181
A4 B8 Avant (8K5) 3.0 TDI quattro	CKVB	11.11 - 12.15	2967	D	180 kW	127	181
A4 B8 Avant (8K5) 3.0 TDI quattro	CKVC	11.11 - 12.15	2967	D	180 kW	127	181
A4 B8 Avant (8K5) 3.0 TDI	CLAB	11.11 - 12.15	2967	D	150 kW	127	181
A4 B8 Avant (8K5) 3.0 TFSI quattro	CMUA	02.12 - 12.15	2995	B	200 kW	131	211
A4 B8 Avant (8K5) 3.0 TFSI quattro	CRED	02.12 - 12.15	2995	B	200 kW	130	201
A4 B8 Avant (8K5) 3.2 FSI quattro	CALA	04.08 - 03.12	3197	B	195 kW	132	214
A4 B8 Avant (8K5) 3.2 FSI	CALA	09.08 - 03.12	3197	B	195 kW	132	214
A4 B8 Avant (8K5) RS4 quattro	CFSA	05.12 - 08.15	4163	B	331 kW	130	201
A4 B8 Avant (8K5) S4 quattro	CAKA	11.08 - 12.15	2995	B	245 kW	131	211
A4 B8 Avant (8K5) S4 quattro	CCBA	11.08 - 12.15	2995	B	245 kW	130	205
A4 B8 Avant (8K5) S4 quattro	CGWC	11.08 - 12.15	2995	B	245 kW	131	211
A4 B8 Avant (8K5) S4 quattro	CGXC	11.08 - 12.15	2995	B	245 kW	131	211
A4 B8 Avant (8K5) S4 quattro	CREC	11.08 - 12.15	2995	B	245 kW	131	211
A4 B8 Avant (8K5) S4 quattro	CTUB	11.08 - 12.15	2995	B	245 kW	131	211
A4 B9 (8W2, 8WC) 1.4 TFSI	CVNA	08.15 - 11.19	1395	B	110 kW	94	7
A4 B9 (8W2, 8WC) 2.0 TDI quattro	DESA	09.15 - 11.19	1968	D	140 kW	114	110
A4 B9 (8W2, 8WC) 2.0 TDI quattro	DETA	09.15 - 11.19	1968	D	140 kW	114	110
A4 B9 (8W2, 8WC) 2.0 TDI quattro	DETB	09.16 - 11.19	1968	D	120 kW	114	110
A4 B9 (8W2, 8WC) 2.0 TDI quattro	DEUA	09.16 - 11.19	1968	D	110 kW	114	110
A4 B9 (8W2, 8WC) 2.0 TDI quattro	DFVA	09.15 - 11.19	1968	D	140 kW	113	107
A4 B9 (8W2, 8WC) 2.0 TDI	CZHA	05.15 - 11.19	1968	D	110 kW	114	110
A4 B9 (8W2, 8WC) 2.0 TDI	DESA	05.15	1968	D	140 kW	114	110
A4 B9 (8W2, 8WC) 2.0 TDI	DETA	05.15	1968	D	140 kW	114	110
A4 B9 (8W2, 8WC) 2.0 TDI	DEUA	05.15 - 11.19	1968	D	110 kW	114	110
A4 B9 (8W2, 8WC) 2.0 TDI	DEUB	05.15 - 11.19	1968	D	100 kW	114	110
A4 B9 (8W2, 8WC) 2.0 TDI	DEUC	05.16 - 11.19	1968	D	90 kW	112	101








A4 B9 (8W2, 8WC) 2.0 TDI	DFVA	05.15	1968	D	140 kW	113	107
A4 B9 (8W2, 8WC) 2.0 TFSI Mild Hybrid quattro	DDWA	05.17 - 11.19	1984	B	185 kW	125	171
A4 B9 (8W2, 8WC) 2.0 TFSI Mild Hybrid quattro	DLHB	05.17 - 11.19	1984	B	185 kW	125	171
A4 B9 (8W2, 8WC) 2.0 TFSI Mild Hybrid	DDWA	05.17 - 11.19	1984	B	185 kW	125	171
A4 B9 (8W2, 8WC) 2.0 TFSI Mild Hybrid	DLHB	05.17 - 11.19	1984	B	185 kW	125	171
A4 B9 (8W2, 8WC) 2.0 TFSI quattro	CYMC	05.15	1984	B	185 kW	125	171
A4 B9 (8W2, 8WC) 2.0 TFSI quattro	CYRB	05.15	1984	B	185 kW	125	171
A4 B9 (8W2, 8WC) 2.0 TFSI quattro	CYRC	11.15 - 11.19	1984	B	183 kW	125	171
A4 B9 (8W2, 8WC) 2.0 TFSI quattro	DDWA	05.15	1984	B	185 kW	125	171
A4 B9 (8W2, 8WC) 2.0 TFSI	CVKB	05.15	1984	B	140 kW	125	171
A4 B9 (8W2, 8WC) 2.0 TFSI	CYMC	05.15 - 11.19	1984	B	185 kW	125	171
A4 B9 (8W2, 8WC) 2.0 TFSI	CYRB	05.15 - 11.19	1984	B	185 kW	125	171
A4 B9 (8W2, 8WC) 2.0 TFSI	CYRC	11.15 - 11.19	1984	B	183 kW	125	171
A4 B9 (8W2, 8WC) 2.0 TFSI	DBPA	05.15	1984	B	140 kW	125	171
A4 B9 (8W2, 8WC) 2.0 TFSI	DDWA	05.15 - 11.19	1984	B	185 kW	125	171
A4 B9 (8W2, 8WC) 2.0 TFSI	DEMA	05.15	1984	B	140 kW	125	171
A4 B9 (8W2, 8WC) 3.0 TDI quattro	CRTC	05.15 - 08.18	2967	D	200 kW	127	184
A4 B9 (8W2, 8WC) 3.0 TDI quattro	CSWB	09.15 - 08.18	2967	D	160 kW	127	184
A4 B9 (8W2, 8WC) 3.0 TDI	CSWB	09.15 - 08.18	2967	D	160 kW	127	184
A4 B9 (8W2, 8WC) 30 TDI	DEUC	05.16 - 11.19	1968	D	90 kW	112	101
A4 B9 (8W2, 8WC) 35 TDI	CZHA	08.15	1968	D	110 kW	114	110
A4 B9 (8W2, 8WC) 35 TDI	DEUA	08.15	1968	D	110 kW	114	110
A4 B9 (8W2, 8WC) 35 TFSI Mild Hybrid	CVKB	12.18	1984	B	110 kW	125	171
A4 B9 (8W2, 8WC) 35 TFSI Mild Hybrid	CVKC	12.18	1984	B	110 kW	124	168
A4 B9 (8W2, 8WC) 35 TFSI Mild Hybrid	DEMB	12.18	1984	B	110 kW	125	171
A4 B9 (8W2, 8WC) 35 TFSI Mild Hybrid	DLVB	12.18	1984	B	110 kW	125	171
A4 B9 (8W2, 8WC) 35 TFSI Mild Hybrid	DMSB	12.18	1984	B	110 kW	124	168
A4 B9 (8W2, 8WC) 40 TDI quattro	DETA	09.15 - 11.19	1968	D	140 kW	114	110
A4 B9 (8W2, 8WC) 40 TDI	DESA	05.15 - 11.19	1968	D	140 kW	114	110
A4 B9 (8W2, 8WC) 40 TDI	DETA	05.15 - 11.19	1968	D	140 kW	114	110
A4 B9 (8W2, 8WC) 40 TFSI Mild Hybrid quattro	DMSA	06.20	1984	B	150 kW	124	168
A4 B9 (8W2, 8WC) 40 TFSI Mild Hybrid	DEMA	05.17	1984	B	140 kW	125	171
A4 B9 (8W2, 8WC) 40 TFSI Mild Hybrid	DKYA	05.17	1984	B	140 kW	125	170
A4 B9 (8W2, 8WC) 40 TFSI Mild Hybrid	DLVA	05.17	1984	B	140 kW	125	171
A4 B9 (8W2, 8WC) 40 TFSI Mild Hybrid	DMSA	06.20	1984	B	150 kW	124	168
A4 B9 (8W2, 8WC) 45 TDI quattro	DCPE	07.18	2967	D	170 kW	127	187
A4 B9 (8W2, 8WC) 45 TFSI Mild Hybrid quattro	DDWA	02.20	1984	B	183 kW	125	171
A4 B9 (8W2, 8WC) 45 TFSI Mild Hybrid quattro	DKNA	07.18 - 11.19	1984	B	180 kW	125	171
A4 B9 (8W2, 8WC) 45 TFSI Mild Hybrid quattro	DMTA	08.20	1984	B	195 kW	124	168
A4 B9 (8W2, 8WC) 45 TFSI Mild Hybrid quattro	DPAA	08.20	1984	B	195 kW	124	168
A4 B9 (8W2, 8WC) 45 TFSI Mild Hybrid	DKNA	07.18 - 11.19	1984	B	180 kW	125	171
A4 B9 (8W2, 8WC) 50 TDI quattro	DCPC	07.18	2967	D	210 kW	127	184
A4 B9 (8W2, 8WC) S4 TDI Mild Hybrid quattro	DEWB	05.19	2967	D	255 kW	127	187
A4 B9 (8W2, 8WC) S4 quattro	CWGD	05.16	2995	B	260 kW	130	201
A4 B9 Avant (8W5, 8WD) 1.4 TFSI	CVNA	02.16 - 10.19	1395	B	110 kW	94	7
A4 B9 Avant (8W5, 8WD) 2.0 TDI quattro	DESA	10.15 - 09.18	1968	D	140 kW	114	110
A4 B9 Avant (8W5, 8WD) 2.0 TDI quattro	DETA	10.15 - 09.18	1968	D	140 kW	114	110
A4 B9 Avant (8W5, 8WD) 2.0 TDI quattro	DETB	09.16 - 09.18	1968	D	120 kW	114	110
A4 B9 Avant (8W5, 8WD) 2.0 TDI quattro	DEUA	09.16 - 10.19	1968	D	110 kW	114	110
A4 B9 Avant (8W5, 8WD) 2.0 TDI quattro	DFVA	10.15 - 09.18	1968	D	140 kW	113	107
A4 B9 Avant (8W5, 8WD) 2.0 TDI	CZHA	08.15 - 09.18	1968	D	110 kW	114	110
A4 B9 Avant (8W5, 8WD) 2.0 TDI	DESA	08.15 - 09.18	1968	D	140 kW	114	110
A4 B9 Avant (8W5, 8WD) 2.0 TDI	DETA	08.15 - 09.18	1968	D	140 kW	114	110
A4 B9 Avant (8W5, 8WD) 2.0 TDI	DEUA	08.15 - 09.18	1968	D	110 kW	114	110
A4 B9 Avant (8W5, 8WD) 2.0 TDI	DEUB	08.15 - 10.19	1968	D	100 kW	114	110
A4 B9 Avant (8W5, 8WD) 2.0 TDI	DEUC	04.16 - 09.18	1968	D	90 kW	112	101
A4 B9 Avant (8W5, 8WD) 2.0 TDI	DFVA	08.15 - 09.18	1968	D	140 kW	113	107
A4 B9 Avant (8W5, 8WD) 2.0 TFSI Mild Hybrid quattro	DDWA	11.18	1984	B	185 kW	125	171
A4 B9 Avant (8W5, 8WD) 2.0 TFSI Mild Hybrid quattro	DLHB	11.18	1984	B	185 kW	125	171
A4 B9 Avant (8W5, 8WD) 2.0 TFSI Mild Hybrid	DDWA	05.17 - 10.19	1984	B	185 kW	125	171
A4 B9 Avant (8W5, 8WD) 2.0 TFSI Mild Hybrid	DLHB	05.17 - 10.19	1984	B	185 kW	125	171
A4 B9 Avant (8W5, 8WD) 2.0 TFSI g-tron	CVLA	11.16 - 10.19	1984	B/G	125 kW	124	168

			<b>ccm</b>		<b>kw</b>		<b>1</b>	<b>POS</b>
A4 B9 Avant (8W5, 8WD) 2.0 TFSI quattro	CYMC	08.15 - 10.19	1984	B	185 kW	125	171	
A4 B9 Avant (8W5, 8WD) 2.0 TFSI quattro	CYRB	08.15 - 10.19	1984	B	185 kW	125	171	
A4 B9 Avant (8W5, 8WD) 2.0 TFSI quattro	CYRC	11.15 - 10.19	1984	B	183 kW	125	171	
A4 B9 Avant (8W5, 8WD) 2.0 TFSI quattro	DDWA	08.15 - 10.19	1984	B	185 kW	125	171	
A4 B9 Avant (8W5, 8WD) 2.0 TFSI	CVKB	08.15	1984	B	140 kW	125	171	
A4 B9 Avant (8W5, 8WD) 2.0 TFSI	CYMC	05.16 - 10.19	1984	B	185 kW	125	171	
A4 B9 Avant (8W5, 8WD) 2.0 TFSI	CYRB	05.16 - 10.19	1984	B	185 kW	125	171	
A4 B9 Avant (8W5, 8WD) 2.0 TFSI	CYRC	05.16 - 10.19	1984	B	183 kW	125	171	
A4 B9 Avant (8W5, 8WD) 2.0 TFSI	DBPA	08.15	1984	B	140 kW	125	171	
A4 B9 Avant (8W5, 8WD) 2.0 TFSI	DDWA	05.16 - 10.19	1984	B	185 kW	125	171	
A4 B9 Avant (8W5, 8WD) 2.0 TFSI	DEMA	08.15	1984	B	140 kW	125	171	
A4 B9 Avant (8W5, 8WD) 2.0 TFSI	DKYA	08.15	1984	B	140 kW	125	170	
A4 B9 Avant (8W5, 8WD) 3.0 TDI quattro	CRTC	08.15 - 08.18	2967	D	200 kW	127	184	
A4 B9 Avant (8W5, 8WD) 3.0 TDI quattro	CSWB	11.15 - 08.18	2967	D	160 kW	127	184	
A4 B9 Avant (8W5, 8WD) 3.0 TDI	CSWB	10.15 - 08.18	2967	D	160 kW	127	184	
A4 B9 Avant (8W5, 8WD) 3.0 TDI	DEUC	10.18 - 10.19	1968	D	90 kW	112	101	
A4 B9 Avant (8W5, 8WD) 35 TDI	DEUA	10.18 - 10.19	1968	D	110 kW	114	110	
A4 B9 Avant (8W5, 8WD) 35 TFSI Mild Hybrid	CVKC	12.18	1984	B	110 kW	124	168	
A4 B9 Avant (8W5, 8WD) 35 TFSI Mild Hybrid	DLVB	12.18	1984	B	110 kW	125	171	
A4 B9 Avant (8W5, 8WD) 35 TFSI Mild Hybrid	DMSB	12.18	1984	B	110 kW	124	168	
A4 B9 Avant (8W5, 8WD) 40 TDI quattro	DETA	10.18 - 09.20	1968	D	140 kW	114	110	
A4 B9 Avant (8W5, 8WD) 40 TDI	DESA	10.18 - 05.19	1968	D	140 kW	114	110	
A4 B9 Avant (8W5, 8WD) 40 TDI	DETA	10.18 - 05.19	1968	D	140 kW	114	110	
A4 B9 Avant (8W5, 8WD) 40 TFSI Mild Hybrid quattro	DMSA	06.20	1984	B	150 kW	124	168	
A4 B9 Avant (8W5, 8WD) 40 TFSI Mild Hybrid	DEMA	05.17 - 10.19	1984	B	140 kW	125	171	
A4 B9 Avant (8W5, 8WD) 40 TFSI Mild Hybrid	DKYA	05.17 - 10.19	1984	B	140 kW	125	170	
A4 B9 Avant (8W5, 8WD) 40 TFSI Mild Hybrid	DLVA	05.17 - 10.19	1984	B	140 kW	125	171	
A4 B9 Avant (8W5, 8WD) 40 TFSI Mild Hybrid	DMSA	06.20	1984	B	150 kW	124	168	
A4 B9 Avant (8W5, 8WD) 40 TFSI g-tron	CVLA	11.16	1984	B/G	125 kW	124	168	
A4 B9 Avant (8W5, 8WD) 40 TFSI g-tron	DRXA	11.16	1984	B/G	125 kW	124	168	
A4 B9 Avant (8W5, 8WD) 40 TFSI	DMSA	12.20	1984	B	150 kW	124	168	
A4 B9 Avant (8W5, 8WD) 45 TDI quattro	DCPE	07.18	2967	D	170 kW	127	187	
A4 B9 Avant (8W5, 8WD) 45 TFSI Mild Hybrid quattro	DDWA	02.20	1984	B	183 kW	125	171	
A4 B9 Avant (8W5, 8WD) 45 TFSI Mild Hybrid quattro	DKNA	07.18 - 10.19	1984	B	180 kW	125	171	
A4 B9 Avant (8W5, 8WD) 45 TFSI Mild Hybrid quattro	DMTA	08.20	1984	B	195 kW	124	168	
A4 B9 Avant (8W5, 8WD) 45 TFSI Mild Hybrid	DKNA	07.18 - 10.19	1984	B	180 kW	125	171	
A4 B9 Avant (8W5, 8WD) 50 TDI quattro	DCPC	07.18	2967	D	210 kW	127	184	
A4 B9 Avant (8W5, 8WD) RS4 quattro	DECA	10.17	2894	B	331 kW	130	201	
A4 B9 Avant (8W5, 8WD) S4 TDI Mild Hybrid quattro	DEWB	05.19	2967	D	255 kW	127	187	
A4 B9 Avant (8W5, 8WD) S4 quattro	CWGD	05.16 - 10.19	2995	B	260 kW	130	201	
A5 (8T3) 1.8 TFSI	CABD	10.07 - 01.17	1798	B	125 kW	122	155	
A5 (8T3) 1.8 TFSI	CDHB	05.09 - 03.12	1798	B	118 kW	123	160	
A5 (8T3) 1.8 TFSI	CJEB	10.07 - 01.17	1798	B	125 kW	124	168	
A5 (8T3) 1.8 TFSI	CJEE	05.15 - 01.17	1798	B	130 kW	124	168	
A5 (8T3) 2.0 TDI quattro	CAHA	08.08 - 03.12	1968	D	125 kW	113	104	
A5 (8T3) 2.0 TDI quattro	CGLC	09.11 - 01.17	1968	D	130 kW	113	104	
A5 (8T3) 2.0 TDI quattro	CNHA	09.13 - 01.17	1968	D	140 kW	114	110	
A5 (8T3) 2.0 TDI	CAHA	08.08 - 03.12	1968	D	125 kW	113	104	
A5 (8T3) 2.0 TDI	CAHB	08.08 - 01.17	1968	D	120 kW	113	104	
A5 (8T3) 2.0 TDI	CGLC	10.11 - 01.17	1968	D	130 kW	113	104	
A5 (8T3) 2.0 TDI	CGLD	08.08 - 01.17	1968	D	120 kW	113	104	
A5 (8T3) 2.0 TDI	CNHA	09.13 - 01.17	1968	D	140 kW	114	110	
A5 (8T3) 2.0 TDI	CNHC	08.08 - 01.17	1968	D	120 kW	113	106	
A5 (8T3) 2.0 TFSI Flexfuel quattro	CPMA	01.13 - 12.13	1984	B/G	155 kW	124	166	
A5 (8T3) 2.0 TFSI Flexfuel quattro	CPMB	03.12 - 01.17	1984	B/E	162 kW	122	153	
A5 (8T3) 2.0 TFSI quattro	CAEB	12.07 - 01.17	1984	B	155 kW	124	166	
A5 (8T3) 2.0 TFSI quattro	CAED	03.12 - 01.17	1984	B	162 kW	123	157	
A5 (8T3) 2.0 TFSI quattro	CDNC	12.07 - 01.17	1984	B	155 kW	122	153	
A5 (8T3) 2.0 TFSI quattro	CNCD	05.13 - 05.16	1984	B	165 kW	124	164	
A5 (8T3) 2.0 TFSI quattro	CNCE	05.15 - 01.17	1984	B	169 kW	124	164	
A5 (8T3) 2.0 TFSI quattro	CPMA	12.07 - 01.17	1984	B	155 kW	124	166	
A5 (8T3) 2.0 TFSI quattro	CPMB	03.12 - 01.17	1984	B	162 kW	122	153	










A5 (8T3) 2.0 TFSI	CDNB	12.07 - 01.13	1984	B	132 kW	122	154
A5 (8T3) 2.0 TFSI	CDNC	12.07 - 10.16	1984	B	155 kW	122	153
A5 (8T3) 2.0 TFSI	CNCD	05.13 - 05.16	1984	B	165 kW	124	164
A5 (8T3) 2.0 TFSI	CNCE	08.15 - 01.17	1984	B	169 kW	124	164
A5 (8T3) 2.7 TDI	CAMA	06.07 - 03.12	2698	D	140 kW	126	178
A5 (8T3) 2.7 TDI	CAMB	09.07 - 03.12	2698	D	120 kW	126	179
A5 (8T3) 2.7 TDI	CGKA	06.07 - 03.12	2698	D	140 kW	126	180
A5 (8T3) 2.7 TDI	CGKB	09.07 - 03.12	2698	D	120 kW	126	180
A5 (8T3) 3.0 TDI quattro	CAPA	06.07 - 03.12	2967	D	176 kW	126	180
A5 (8T3) 3.0 TDI quattro	CCWA	06.07 - 03.12	2967	D	176 kW	126	180
A5 (8T3) 3.0 TDI quattro	CCWB	03.08 - 05.10	2967	D	155 kW	126	180
A5 (8T3) 3.0 TDI quattro	CDUC	10.11 - 01.17	2967	D	180 kW	127	181
A5 (8T3) 3.0 TDI quattro	CKVB	10.11 - 01.17	2967	D	180 kW	127	181
A5 (8T3) 3.0 TDI quattro	CKVC	10.11 - 01.17	2967	D	180 kW	127	181
A5 (8T3) 3.0 TDI quattro	CKVD	05.15 - 01.17	2967	D	160 kW	127	184
A5 (8T3) 3.0 TDI	CLAB	10.11 - 01.17	2967	D	150 kW	127	181
A5 (8T3) 3.0 TFSI quattro	CHMB	09.11 - 01.17	2995	B	200 kW	130	201
A5 (8T3) 3.0 TFSI quattro	CMUA	09.11 - 01.17	2995	B	200 kW	131	211
A5 (8T3) 3.0 TFSI quattro	CRED	09.11 - 01.17	2995	B	200 kW	130	201
A5 (8T3) 3.2 FSI quattro	CALA	06.07 - 01.13	3197	B	195 kW	132	214
A5 (8T3) 3.2 FSI	CALA	06.07 - 01.13	3197	B	195 kW	132	214
A5 (8T3) RS5 quattro	CFSA	03.10 - 01.17	4163	B	331 kW	130	201
A5 (8T3) S5 quattro	CAKA	09.11 - 01.17	2995	B	245 kW	131	211
A5 (8T3) S5 quattro	CAUA	06.07 - 12.13	4163	B	260 kW	130	201
A5 (8T3) S5 quattro	CGWC	09.11 - 01.17	2995	B	245 kW	131	211
A5 (8T3) S5 quattro	CGXC	09.11 - 01.17	2995	B	245 kW	131	211
A5 (8T3) S5 quattro	CGXC	01.13 - 01.17	2995	B	249 kW	131	211
A5 (8T3) S5 quattro	CREC	09.11 - 01.17	2995	B	245 kW	131	211
A5 (8T3) S5 quattro	CTDA	09.11 - 01.17	2995	B	245 kW	130	201
A5 (8T3) S5 quattro	CTUB	09.11 - 01.17	2995	B	245 kW	131	211
A5 (F53, F5P) 1.4 TFSI	CVNA	11.16 - 02.20	1395	B	110 kW	94	7
A5 (F53, F5P) 2.0 TDI quattro	DESA	08.16	1968	D	140 kW	114	110
A5 (F53, F5P) 2.0 TDI quattro	DETA	08.16	1968	D	140 kW	114	110
A5 (F53, F5P) 2.0 TDI quattro	DFVA	08.16	1968	D	140 kW	113	107
A5 (F53, F5P) 2.0 TDI	CZHA	05.17 - 02.20	1968	D	110 kW	114	110
A5 (F53, F5P) 2.0 TDI	DESA	07.16	1968	D	140 kW	114	110
A5 (F53, F5P) 2.0 TDI	DETA	07.16	1968	D	140 kW	114	110
A5 (F53, F5P) 2.0 TDI	DEUA	05.17 - 02.20	1968	D	110 kW	114	110
A5 (F53, F5P) 2.0 TFSI Mild Hybrid quattro	DDWA	05.17 - 02.20	1984	B	185 kW	125	171
A5 (F53, F5P) 2.0 TFSI Mild Hybrid quattro	DLHB	05.17 - 02.20	1984	B	185 kW	125	171
A5 (F53, F5P) 2.0 TFSI Mild Hybrid	DDWA	05.17 - 02.20	1984	B	185 kW	125	171
A5 (F53, F5P) 2.0 TFSI Mild Hybrid	DLHB	05.17 - 02.20	1984	B	185 kW	125	171
A5 (F53, F5P) 2.0 TFSI quattro	CYMC	06.16	1984	B	185 kW	125	171
A5 (F53, F5P) 2.0 TFSI quattro	CYRB	06.16	1984	B	185 kW	125	171
A5 (F53, F5P) 2.0 TFSI quattro	CYRC	06.16 - 02.20	1984	B	183 kW	125	171
A5 (F53, F5P) 2.0 TFSI quattro	DDWA	06.16	1984	B	185 kW	125	171
A5 (F53, F5P) 2.0 TFSI quattro	DLHB	06.16	1984	B	185 kW	125	171
A5 (F53, F5P) 2.0 TFSI	CVKB	09.16	1984	B	140 kW	125	171
A5 (F53, F5P) 2.0 TFSI	CYRB	11.16 - 02.20	1984	B	185 kW	125	171
A5 (F53, F5P) 2.0 TFSI	DDWA	11.16 - 02.20	1984	B	185 kW	125	171
A5 (F53, F5P) 2.0 TFSI	DEMA	09.16	1984	B	140 kW	125	171
A5 (F53, F5P) 2.0 TFSI	DKYA	09.16	1984	B	140 kW	125	170
A5 (F53, F5P) 3.0 TDI quattro	CRTC	02.17 - 12.17	2967	D	200 kW	127	184
A5 (F53, F5P) 3.0 TDI quattro	CSWB	07.16 - 08.18	2967	D	160 kW	127	184
A5 (F53, F5P) 3.0 TDI quattro	DCPC	01.17 - 02.20	2967	D	210 kW	127	184
A5 (F53, F5P) 3.0 TDI	CSWB	11.16 - 08.18	2967	D	160 kW	127	184
A5 (F53, F5P) 35 TDI	CZHA	05.17 - 02.20	1968	D	110 kW	114	110
A5 (F53, F5P) 35 TDI	DEUA	05.17 - 02.20	1968	D	110 kW	114	110
A5 (F53, F5P) 35 TFSI Mild Hybrid	DLVB	02.19	1984	B	110 kW	125	171
A5 (F53, F5P) 35 TFSI Mild Hybrid	DMSB	02.19	1984	B	110 kW	124	168
A5 (F53, F5P) 35 TFSI	CVKC	03.20	1984	B	110 kW	124	168
A5 (F53, F5P) 35 TFSI	DEMB	03.20	1984	B	110 kW	125	171

			<b>ccm</b>		<b>kw</b>		<b>1</b> <b>POS</b>
A5 (F53, F5P) 40 TDI quattro	DETA	10.16 - 02.20	1968	D	140 kW	114	110
A5 (F53, F5P) 40 TDI	DESA	06.16 - 02.20	1968	D	140 kW	114	110
A5 (F53, F5P) 40 TDI	DETA	06.16 - 02.20	1968	D	140 kW	114	110
A5 (F53, F5P) 40 TFSI Mild Hybrid quattro	DMSA	07.20	1984	B	150 kW	124	168
A5 (F53, F5P) 40 TFSI Mild Hybrid	DEMA	05.17	1984	B	140 kW	125	171
A5 (F53, F5P) 40 TFSI Mild Hybrid	DHDA	05.17	1984	B	140 kW	125	171
A5 (F53, F5P) 40 TFSI Mild Hybrid	DKYA	05.17	1984	B	140 kW	125	170
A5 (F53, F5P) 40 TFSI Mild Hybrid	DLVA	05.17	1984	B	140 kW	125	171
A5 (F53, F5P) 40 TFSI Mild Hybrid	DMSA	07.20	1984	B	150 kW	124	168
A5 (F53, F5P) 40 TFSI	DMSA	11.20	1984	B	150 kW	124	168
A5 (F53, F5P) 45 TDI quattro	DCPE	07.18 - 02.20	2967	D	170 kW	127	187
A5 (F53, F5P) 45 TFSI Mild Hybrid quattro	DKNA	07.18 - 02.20	1984	B	180 kW	125	171
A5 (F53, F5P) 45 TFSI Mild Hybrid quattro	DMTA	10.19	1984	B	195 kW	124	168
A5 (F53, F5P) 45 TFSI Mild Hybrid quattro	DPAA	10.19	1984	B	195 kW	124	168
A5 (F53, F5P) 45 TFSI Mild Hybrid	DKNA	07.18 - 02.20	1984	B	180 kW	125	171
A5 (F53, F5P) 50 TDI quattro	DCPC	01.17 - 02.20	2967	D	210 kW	127	184
A5 (F53, F5P) RS5 quattro	DECA	04.17	2894	B	331 kW	130	201
A5 (F53, F5P) S5 TDI Mild Hybrid quattro	DEWB	12.18 - 02.20	2967	D	255 kW	127	187
A5 (F53, F5P) S5 quattro	CWGD	07.16	2995	B	260 kW	130	201
A5 Cabriolet (8F7) 1.8 TFSI	CABD	09.11 - 03.16	1798	B	125 kW	122	155
A5 Cabriolet (8F7) 1.8 TFSI	CDHB	09.09 - 03.12	1798	B	118 kW	123	160
A5 Cabriolet (8F7) 1.8 TFSI	CJEB	09.11 - 03.16	1798	B	125 kW	124	168
A5 Cabriolet (8F7) 1.8 TFSI	CJEE	04.15 - 01.17	1798	B	130 kW	124	168
A5 Cabriolet (8F7) 2.0 TDI quattro	CGLC	09.11 - 01.17	1968	D	130 kW	113	104
A5 Cabriolet (8F7) 2.0 TDI quattro	CNHA	09.13 - 01.17	1968	D	140 kW	114	110
A5 Cabriolet (8F7) 2.0 TDI	CAHA	05.09 - 03.12	1968	D	125 kW	113	104
A5 Cabriolet (8F7) 2.0 TDI	CAHB	05.09 - 06.14	1968	D	120 kW	113	104
A5 Cabriolet (8F7) 2.0 TDI	CGLC	10.11 - 01.17	1968	D	130 kW	113	104
A5 Cabriolet (8F7) 2.0 TDI	CGLD	05.09 - 06.14	1968	D	120 kW	113	104
A5 Cabriolet (8F7) 2.0 TDI	CJCA	10.11 - 05.15	1968	D	105 kW	113	104
A5 Cabriolet (8F7) 2.0 TDI	CJCD	05.13 - 01.17	1968	D	110 kW	113	104
A5 Cabriolet (8F7) 2.0 TDI	CNHA	09.13 - 01.17	1968	D	140 kW	114	110
A5 Cabriolet (8F7) 2.0 TDI	CSUA	05.13 - 01.17	1968	D	110 kW	114	110
A5 Cabriolet (8F7) 2.0 TFSI Flexfuel quattro	CPMA	01.13 - 12.13	1984	B/G	155 kW	124	166
A5 Cabriolet (8F7) 2.0 TFSI Flexfuel quattro	CPMB	03.12 - 01.17	1984	B/E	162 kW	122	153
A5 Cabriolet (8F7) 2.0 TFSI quattro	CAEB	03.09 - 01.17	1984	B	155 kW	124	166
A5 Cabriolet (8F7) 2.0 TFSI quattro	CAED	09.13 - 01.17	1984	B	162 kW	123	157
A5 Cabriolet (8F7) 2.0 TFSI quattro	CDNC	03.09 - 01.17	1984	B	155 kW	122	153
A5 Cabriolet (8F7) 2.0 TFSI quattro	CNCD	05.13 - 05.16	1984	B	165 kW	124	164
A5 Cabriolet (8F7) 2.0 TFSI quattro	CNCE	05.15 - 01.17	1984	B	169 kW	124	164
A5 Cabriolet (8F7) 2.0 TFSI quattro	CPMA	03.09 - 01.17	1984	B	155 kW	124	166
A5 Cabriolet (8F7) 2.0 TFSI quattro	CPMB	03.12 - 01.17	1984	B	162 kW	122	153
A5 Cabriolet (8F7) 2.0 TFSI	CAEA	03.09 - 12.13	1984	B	132 kW	122	154
A5 Cabriolet (8F7) 2.0 TFSI	CAEB	02.09 - 06.14	1984	B	155 kW	124	166
A5 Cabriolet (8F7) 2.0 TFSI	CAED	05.13 - 12.14	1984	B	162 kW	123	157
A5 Cabriolet (8F7) 2.0 TFSI	CDNB	03.09 - 12.13	1984	B	132 kW	122	154
A5 Cabriolet (8F7) 2.0 TFSI	CDNC	02.09 - 06.14	1984	B	155 kW	122	153
A5 Cabriolet (8F7) 2.0 TFSI	CNCD	05.13 - 05.16	1984	B	165 kW	124	164
A5 Cabriolet (8F7) 2.0 TFSI	CNCE	08.15 - 01.17	1984	B	169 kW	124	164
A5 Cabriolet (8F7) 2.7 TDI	CGKA	03.09 - 03.12	2698	D	140 kW	126	180
A5 Cabriolet (8F7) 2.7 TDI	CGKB	05.09 - 03.12	2698	D	120 kW	126	180
A5 Cabriolet (8F7) 3.0 TDI quattro	CCWA	03.09 - 12.13	2967	D	176 kW	126	180
A5 Cabriolet (8F7) 3.0 TDI quattro	CDUC	10.11 - 01.17	2967	D	180 kW	127	181
A5 Cabriolet (8F7) 3.0 TDI quattro	CKVC	10.11 - 01.17	2967	D	180 kW	127	181
A5 Cabriolet (8F7) 3.0 TDI quattro	CKVD	05.15 - 01.17	2967	D	160 kW	127	184
A5 Cabriolet (8F7) 3.0 TDI	CLAB	09.11 - 01.17	2967	D	150 kW	127	181
A5 Cabriolet (8F7) 3.0 TFSI quattro	CMUA	09.11 - 01.17	2995	B	200 kW	131	211
A5 Cabriolet (8F7) 3.0 TFSI quattro	CRED	09.11 - 01.17	2995	B	200 kW	130	201
A5 Cabriolet (8F7) 3.2 FSI quattro	CALA	03.09 - 12.13	3197	B	195 kW	132	214
A5 Cabriolet (8F7) 3.2 FSI	CALA	02.09 - 03.12	3197	B	195 kW	132	214
A5 Cabriolet (8F7) RS5 quattro	CFSA	11.12 - 08.15	4163	B	331 kW	130	201
A5 Cabriolet (8F7) S5 quattro	CAKA	06.09 - 01.17	2995	B	245 kW	131	211








A5 Cabriolet (8F7) S5 quattro	CCBA	06.09 - 01.17	2995	B	245 kW	130	205
A5 Cabriolet (8F7) S5 quattro	CGWC	06.09 - 01.17	2995	B	245 kW	131	211
A5 Cabriolet (8F7) S5 quattro	CGXC	06.09 - 01.17	2995	B	245 kW	131	211
A5 Cabriolet (8F7) S5 quattro	CREC	06.09 - 01.17	2995	B	245 kW	131	211
A5 Cabriolet (8F7) S5 quattro	CTDA	06.09 - 01.17	2995	B	245 kW	130	201
A5 Cabriolet (8F7) S5 quattro	CTUB	06.09 - 01.17	2995	B	245 kW	131	211
A5 Cabriolet (F57, F5E) 2.0 TDI quattro	DETA	03.17	1968	D	140 kW	114	110
A5 Cabriolet (F57, F5E) 2.0 TDI	DETA	11.16 - 12.19	1968	D	140 kW	114	110
A5 Cabriolet (F57, F5E) 2.0 TDI	DEUA	08.17 - 12.19	1968	D	110 kW	114	110
A5 Cabriolet (F57, F5E) 2.0 TFSI Mild Hybrid quattro	DDWA	05.17	1984	B	185 kW	125	171
A5 Cabriolet (F57, F5E) 2.0 TFSI Mild Hybrid quattro	DLHB	05.17	1984	B	185 kW	125	171
A5 Cabriolet (F57, F5E) 2.0 TFSI Mild Hybrid	DDWA	05.17 - 12.19	1984	B	185 kW	125	171
A5 Cabriolet (F57, F5E) 2.0 TFSI Mild Hybrid	DLHB	05.17 - 12.19	1984	B	185 kW	125	171
A5 Cabriolet (F57, F5E) 2.0 TFSI quattro	CYMC	11.16	1984	B	185 kW	125	171
A5 Cabriolet (F57, F5E) 2.0 TFSI quattro	CYRB	11.16	1984	B	185 kW	125	171
A5 Cabriolet (F57, F5E) 2.0 TFSI quattro	DDWA	11.16	1984	B	185 kW	125	171
A5 Cabriolet (F57, F5E) 2.0 TFSI quattro	DLHB	11.16	1984	B	185 kW	125	171
A5 Cabriolet (F57, F5E) 2.0 TFSI	CVKB	03.17 - 12.19	1984	B	140 kW	125	171
A5 Cabriolet (F57, F5E) 2.0 TFSI	CYRB	03.17 - 12.19	1984	B	185 kW	125	171
A5 Cabriolet (F57, F5E) 2.0 TFSI	DDWA	03.17 - 12.19	1984	B	185 kW	125	171
A5 Cabriolet (F57, F5E) 2.0 TFSI	DEMA	03.17 - 12.19	1984	B	140 kW	125	171
A5 Cabriolet (F57, F5E) 2.0 TFSI	DKYA	03.17 - 12.19	1984	B	140 kW	125	170
A5 Cabriolet (F57, F5E) 3.0 TDI quattro	CSWB	12.16 - 08.18	2967	D	160 kW	127	184
A5 Cabriolet (F57, F5E) 3.0 TDI quattro	DCPC	11.16 - 12.19	2967	D	210 kW	127	184
A5 Cabriolet (F57, F5E) 3.0 TDI	CSWB	03.17 - 08.18	2967	D	160 kW	127	184
A5 Cabriolet (F57, F5E) 35 TFSI Mild Hybrid	DMSB	06.20	1984	B	110 kW	124	168
A5 Cabriolet (F57, F5E) 40 TDI quattro	DETA	03.17 - 12.19	1968	D	140 kW	114	110
A5 Cabriolet (F57, F5E) 40 TDI	DETA	11.16 - 12.19	1968	D	140 kW	114	110
A5 Cabriolet (F57, F5E) 40 TFSI Mild Hybrid quattro	DMSA	06.20	1984	B	150 kW	124	168
A5 Cabriolet (F57, F5E) 40 TFSI Mild Hybrid	DEMA	05.17	1984	B	140 kW	125	171
A5 Cabriolet (F57, F5E) 40 TFSI Mild Hybrid	DKYA	05.17	1984	B	140 kW	125	170
A5 Cabriolet (F57, F5E) 40 TFSI Mild Hybrid	DLVA	05.17	1984	B	140 kW	125	171
A5 Cabriolet (F57, F5E) 40 TFSI Mild Hybrid	DMSA	05.20	1984	B	150 kW	124	168
A5 Cabriolet (F57, F5E) 40 TFSI	DMSA	11.20	1984	B	150 kW	124	168
A5 Cabriolet (F57, F5E) 45 TFSI Mild Hybrid quattro	DKNA	07.18 - 12.19	1984	B	180 kW	125	171
A5 Cabriolet (F57, F5E) 45 TFSI Mild Hybrid quattro	DMTA	06.20	1984	B	195 kW	124	168
A5 Cabriolet (F57, F5E) 45 TFSI Mild Hybrid quattro	DPAA	06.20	1984	B	195 kW	124	168
A5 Cabriolet (F57, F5E) 45 TFSI Mild Hybrid	DKNA	07.18 - 12.19	1984	B	180 kW	125	171
A5 Cabriolet (F57, F5E) 50 TDI quattro	DCPC	11.16 - 12.19	2967	D	210 kW	127	184
A5 Cabriolet (F57, F5E) S5 quattro	CWGD	11.16	2995	B	260 kW	130	201
A5 Sportback (8TA) 1.8 TFSI	CDHB	11.09 - 09.11	1798	B	118 kW	123	160
A5 Sportback (8TA) 1.8 TFSI	CJEB	08.11 - 01.17	1798	B	125 kW	124	168
A5 Sportback (8TA) 1.8 TFSI	CJED	09.14 - 01.17	1798	B	106 kW	124	168
A5 Sportback (8TA) 1.8 TFSI	CJEE	05.15 - 01.17	1798	B	130 kW	124	168
A5 Sportback (8TA) 2.0 TDI quattro	CAHA	09.09 - 03.12	1968	D	125 kW	113	104
A5 Sportback (8TA) 2.0 TDI quattro	CGLC	09.11 - 01.17	1968	D	130 kW	113	104
A5 Sportback (8TA) 2.0 TDI quattro	CNHA	09.13 - 01.17	1968	D	140 kW	114	110
A5 Sportback (8TA) 2.0 TDI	CAGA	09.09 - 01.17	1968	D	105 kW	112	100
A5 Sportback (8TA) 2.0 TDI	CAGB	09.09 - 01.17	1968	D	100 kW	112	100
A5 Sportback (8TA) 2.0 TDI	CAHA	09.09 - 03.12	1968	D	125 kW	113	104
A5 Sportback (8TA) 2.0 TDI	CAHB	09.09 - 01.17	1968	D	120 kW	113	104
A5 Sportback (8TA) 2.0 TDI	CGLC	10.11 - 01.17	1968	D	130 kW	113	104
A5 Sportback (8TA) 2.0 TDI	CGLD	09.09 - 01.17	1968	D	120 kW	113	104
A5 Sportback (8TA) 2.0 TDI	CJCA	09.09 - 01.17	1968	D	105 kW	113	104
A5 Sportback (8TA) 2.0 TDI	CJCB	09.09 - 01.17	1968	D	100 kW	113	104
A5 Sportback (8TA) 2.0 TDI	CJCD	05.13 - 01.17	1968	D	110 kW	113	104
A5 Sportback (8TA) 2.0 TDI	CMEA	09.09 - 01.17	1968	D	105 kW	113	104
A5 Sportback (8TA) 2.0 TDI	CMFA	09.09 - 01.17	1968	D	105 kW	113	104
A5 Sportback (8TA) 2.0 TDI	CMFB	05.13 - 01.17	1968	D	110 kW	113	104
A5 Sportback (8TA) 2.0 TDI	CNHA	09.13 - 01.17	1968	D	140 kW	114	110
A5 Sportback (8TA) 2.0 TDI	CNHC	09.09 - 01.17	1968	D	120 kW	113	106
A5 Sportback (8TA) 2.0 TDI	CSUA	05.13 - 01.17	1968	D	110 kW	114	110

			<b>ccm</b>		<b>kW</b>		<b>1</b> <b>POS</b>
A5 Sportback (8TA) 2.0 TDI	CSUB	09.09 - 01.17	1968	D	100 kW	113	106
A5 Sportback (8TA) 2.0 TFSI quattro	CAEB	09.09 - 01.17	1984	B	155 kW	124	166
A5 Sportback (8TA) 2.0 TFSI quattro	CDNC	09.09 - 01.17	1984	B	155 kW	122	153
A5 Sportback (8TA) 2.0 TFSI quattro	CNCD	05.13 - 12.16	1984	B	165 kW	124	164
A5 Sportback (8TA) 2.0 TFSI quattro	CNCE	05.15 - 01.17	1984	B	169 kW	124	164
A5 Sportback (8TA) 2.0 TFSI	CDNB	09.09 - 10.14	1984	B	132 kW	122	154
A5 Sportback (8TA) 2.0 TFSI	CDNC	09.09 - 12.16	1984	B	155 kW	122	153
A5 Sportback (8TA) 2.0 TFSI	CNCD	05.13 - 05.16	1984	B	165 kW	124	164
A5 Sportback (8TA) 2.0 TFSI	CNCE	08.15 - 01.17	1984	B	169 kW	124	164
A5 Sportback (8TA) 2.7 TDI	CAMA	09.09 - 03.12	2698	D	140 kW	126	178
A5 Sportback (8TA) 2.7 TDI	CAMB	09.09 - 03.12	2698	D	120 kW	126	179
A5 Sportback (8TA) 2.7 TDI	CGKA	09.09 - 03.12	2698	D	140 kW	126	180
A5 Sportback (8TA) 2.7 TDI	CGKB	09.09 - 03.12	2698	D	120 kW	126	180
A5 Sportback (8TA) 3.0 TDI quattro	CAPA	09.09 - 03.12	2967	D	176 kW	126	180
A5 Sportback (8TA) 3.0 TDI quattro	CCWA	09.09 - 03.12	2967	D	176 kW	126	180
A5 Sportback (8TA) 3.0 TDI quattro	CDUC	10.11 - 01.17	2967	D	180 kW	127	181
A5 Sportback (8TA) 3.0 TDI quattro	CKVB	10.11 - 01.17	2967	D	180 kW	127	181
A5 Sportback (8TA) 3.0 TDI quattro	CKVC	10.11 - 01.17	2967	D	180 kW	127	181
A5 Sportback (8TA) 3.0 TDI quattro	CKVD	05.15 - 01.17	2967	D	160 kW	127	184
A5 Sportback (8TA) 3.0 TDI	CLAB	10.11 - 01.17	2967	D	150 kW	127	181
A5 Sportback (8TA) 3.0 TFSI quattro	CHMB	12.11 - 01.17	2995	B	200 kW	130	201
A5 Sportback (8TA) 3.0 TFSI quattro	CMUA	12.11 - 01.17	2995	B	200 kW	131	211
A5 Sportback (8TA) 3.0 TFSI quattro	CRED	12.11 - 01.17	2995	B	200 kW	130	201
A5 Sportback (8TA) 3.2 FSI quattro	CALA	09.09 - 01.13	3197	B	195 kW	132	214
A5 Sportback (8TA) S5 quattro	CAKA	12.09 - 01.17	2995	B	245 kW	131	211
A5 Sportback (8TA) S5 quattro	CGWC	12.09 - 01.17	2995	B	245 kW	131	211
A5 Sportback (8TA) S5 quattro	CGXC	12.09 - 01.17	2995	B	245 kW	131	211
A5 Sportback (8TA) S5 quattro	CREC	12.09 - 01.17	2995	B	245 kW	131	211
A5 Sportback (8TA) S5 quattro	CTDA	12.09 - 01.17	2995	B	245 kW	130	201
A5 Sportback (8TA) S5 quattro	CTUB	12.09 - 01.17	2995	B	245 kW	131	211
A5 Sportback (F5A, F5F) 1.4 TFSI	CVNA	01.17 - 02.20	1395	B	110 kW	94	7
A5 Sportback (F5A, F5F) 2.0 TDI quattro	CZHA	05.17 - 02.20	1968	D	110 kW	114	110
A5 Sportback (F5A, F5F) 2.0 TDI quattro	DESA	08.16	1968	D	140 kW	114	110
A5 Sportback (F5A, F5F) 2.0 TDI quattro	DETA	08.16	1968	D	140 kW	114	110
A5 Sportback (F5A, F5F) 2.0 TDI quattro	DEUA	05.17 - 02.20	1968	D	110 kW	114	110
A5 Sportback (F5A, F5F) 2.0 TDI quattro	DFVA	08.16	1968	D	140 kW	113	107
A5 Sportback (F5A, F5F) 2.0 TDI	CZHA	01.17 - 02.20	1968	D	110 kW	114	110
A5 Sportback (F5A, F5F) 2.0 TDI	DESA	09.16	1968	D	140 kW	114	110
A5 Sportback (F5A, F5F) 2.0 TDI	DETA	09.16	1968	D	140 kW	114	110
A5 Sportback (F5A, F5F) 2.0 TDI	DEUA	01.17 - 02.20	1968	D	110 kW	114	110
A5 Sportback (F5A, F5F) 2.0 TDI	DEUB	05.17 - 08.18	1968	D	100 kW	114	110
A5 Sportback (F5A, F5F) 2.0 TFSI Mild Hybrid quattro	DDWA	05.17 - 02.20	1984	B	185 kW	125	171
A5 Sportback (F5A, F5F) 2.0 TFSI Mild Hybrid quattro	DLHB	05.17 - 02.20	1984	B	185 kW	125	171
A5 Sportback (F5A, F5F) 2.0 TFSI Mild Hybrid	DDWA	05.17 - 02.20	1984	B	185 kW	125	171
A5 Sportback (F5A, F5F) 2.0 TFSI Mild Hybrid	DLHB	05.17 - 02.20	1984	B	185 kW	125	171
A5 Sportback (F5A, F5F) 2.0 TFSI g-tron	CVLA	02.17 - 02.20	1984	B/G	125 kW	124	168
A5 Sportback (F5A, F5F) 2.0 TFSI quattro	CYMC	09.16	1984	B	185 kW	125	171
A5 Sportback (F5A, F5F) 2.0 TFSI quattro	CYRB	09.16	1984	B	185 kW	125	171
A5 Sportback (F5A, F5F) 2.0 TFSI quattro	CYRC	09.16 - 02.20	1984	B	183 kW	125	171
A5 Sportback (F5A, F5F) 2.0 TFSI quattro	DDWA	09.16	1984	B	185 kW	125	171
A5 Sportback (F5A, F5F) 2.0 TFSI quattro	DLHB	09.16	1984	B	185 kW	125	171
A5 Sportback (F5A, F5F) 2.0 TFSI	CVKB	01.17	1984	B	140 kW	125	171
A5 Sportback (F5A, F5F) 2.0 TFSI	CYRB	11.16 - 02.20	1984	B	185 kW	125	171
A5 Sportback (F5A, F5F) 2.0 TFSI	DDWA	11.16 - 02.20	1984	B	185 kW	125	171
A5 Sportback (F5A, F5F) 2.0 TFSI	DEMA	01.17	1984	B	140 kW	125	171
A5 Sportback (F5A, F5F) 2.0 TFSI	DKYA	01.17	1984	B	140 kW	125	170
A5 Sportback (F5A, F5F) 3.0 TDI quattro	CRTC	02.17 - 12.17	2967	D	200 kW	127	184
A5 Sportback (F5A, F5F) 3.0 TDI quattro	CSWB	09.16	2967	D	160 kW	127	184
A5 Sportback (F5A, F5F) 3.0 TDI quattro	DCPC	01.17 - 02.20	2967	D	210 kW	127	184
A5 Sportback (F5A, F5F) 3.0 TDI	CSWB	03.17 - 08.18	2967	D	160 kW	127	184
A5 Sportback (F5A, F5F) 35 TDI	DEUA	01.17 - 02.20	1968	D	110 kW	114	110
A5 Sportback (F5A, F5F) 35 TFSI Mild Hybrid	DLVB	08.18	1984	B	110 kW	125	171









A5 Sportback (F5A, F5F) 35 TFSI Mild Hybrid	DMSB	08.18	1984	B	110 kW	124	168
A5 Sportback (F5A, F5F) 40 TDI quattro	DETA	08.16 - 02.20	1968	D	140 kW	114	110
A5 Sportback (F5A, F5F) 40 TDI	DESA	09.16 - 02.20	1968	D	140 kW	114	110
A5 Sportback (F5A, F5F) 40 TDI	DETA	09.16 - 02.20	1968	D	140 kW	114	110
A5 Sportback (F5A, F5F) 40 TFSI Mild Hybrid quattro	DMSA	06.20	1984	B	150 kW	124	168
A5 Sportback (F5A, F5F) 40 TFSI Mild Hybrid	DEMA	05.17	1984	B	140 kW	125	171
A5 Sportback (F5A, F5F) 40 TFSI Mild Hybrid	DHDA	05.17	1984	B	140 kW	125	171
A5 Sportback (F5A, F5F) 40 TFSI Mild Hybrid	DKYA	05.17	1984	B	140 kW	125	170
A5 Sportback (F5A, F5F) 40 TFSI Mild Hybrid	DLVA	05.17	1984	B	140 kW	125	171
A5 Sportback (F5A, F5F) 40 TFSI Mild Hybrid	DMSA	06.20	1984	B	150 kW	124	168
A5 Sportback (F5A, F5F) 40 TFSI g-tron	CVLA	02.17	1984	B/G	125 kW	124	168
A5 Sportback (F5A, F5F) 40 TFSI g-tron	DRXA	02.17	1984	B/G	125 kW	124	168
A5 Sportback (F5A, F5F) 40 TFSI quattro	DMSA	11.20	1984	B	150 kW	124	168
A5 Sportback (F5A, F5F) 40 TFSI	DMSA	11.20	1984	B	150 kW	124	168
A5 Sportback (F5A, F5F) 45 TDI quattro	DCPE	07.18 - 02.20	2967	D	170 kW	127	187
A5 Sportback (F5A, F5F) 45 TFSI Mild Hybrid quattro	DKNA	02.19 - 02.20	1984	B	180 kW	125	171
A5 Sportback (F5A, F5F) 45 TFSI Mild Hybrid quattro	DMTA	10.19	1984	B	195 kW	124	168
A5 Sportback (F5A, F5F) 45 TFSI Mild Hybrid quattro	DPAA	10.19	1984	B	195 kW	124	168
A5 Sportback (F5A, F5F) 45 TFSI Mild Hybrid	DKNA	07.18 - 02.20	1984	B	180 kW	125	171
A5 Sportback (F5A, F5F) 50 TDI quattro	DCPC	01.17 - 02.20	2967	D	210 kW	127	184
A5 Sportback (F5A, F5F) RS5 quattro	DECA	06.18	2894	B	331 kW	130	201
A5 Sportback (F5A, F5F) S5 TDI Mild Hybrid quattro	DEWB	12.18 - 02.20	2967	D	255 kW	127	187
A5 Sportback (F5A, F5F) S5 quattro	CWGD	09.16	2995	B	260 kW	130	201
A6 Allroad C6 (4FH) 2.7 TDI quattro	BPP	03.06 - 02.10	2698	D	132 kW	126	180
A6 Allroad C6 (4FH) 2.7 TDI quattro	BSG	05.06 - 08.11	2698	D	120 kW	126	180
A6 Allroad C6 (4FH) 2.7 TDI quattro	CANC	10.08 - 08.11	2698	D	140 kW	126	178
A6 Allroad C6 (4FH) 2.7 TDI quattro	CAND	05.06 - 08.11	2698	D	120 kW	126	180
A6 Allroad C6 (4FH) 3.0 TDI quattro	ASB	05.06 - 10.08	2967	D	171 kW	126	178
A6 Allroad C6 (4FH) 3.0 TDI quattro	BNG	05.06 - 08.11	2967	D	155 kW	126	180
A6 Allroad C6 (4FH) 3.0 TDI quattro	CDYA	10.08 - 08.11	2967	D	176 kW	126	180
A6 Allroad C6 (4FH) 3.0 TDI quattro	CDYB	05.06 - 08.11	2967	D	155 kW	126	180
A6 Allroad C6 (4FH) 3.0 TDI quattro	CDYC	10.08 - 08.11	2967	D	176 kW	126	180
A6 Allroad C6 (4FH) 3.0 TFSI quattro	CAJA	10.08 - 08.11	2995	B	213 kW	131	211
A6 Allroad C6 (4FH) 3.2 FSI quattro	AUK	05.06 - 02.10	3123	B	188 kW	130	200
A6 Allroad C6 (4FH) 4.2 FSI quattro	BVJ	05.06 - 03.11	4163	B	257 kW	130	203
A6 Allroad C7 (4GH, 4GJ) 3.0 TDI quattro	CDUD	01.12 - 06.16	2967	D	180 kW	127	181
A6 Allroad C7 (4GH, 4GJ) 3.0 TDI quattro	CGQB	01.12 - 12.14	2967	D	230 kW	127	181
A6 Allroad C7 (4GH, 4GJ) 3.0 TDI quattro	CKVC	01.12 - 06.16	2967	D	180 kW	127	181
A6 Allroad C7 (4GH, 4GJ) 3.0 TDI quattro	CLAA	01.12 - 12.14	2967	D	150 kW	127	181
A6 Allroad C7 (4GH, 4GJ) 3.0 TDI quattro	CRTD	09.14 - 09.18	2967	D	200 kW	127	182
A6 Allroad C7 (4GH, 4GJ) 3.0 TDI quattro	CRTE	09.14 - 09.18	2967	D	160 kW	127	182
A6 Allroad C7 (4GH, 4GJ) 3.0 TDI quattro	CRTF	09.14 - 09.18	2967	D	155 kW	127	182
A6 Allroad C7 (4GH, 4GJ) 3.0 TDI quattro	CVUA	01.12 - 09.18	2967	D	235 kW	127	182
A6 Allroad C7 (4GH, 4GJ) 3.0 TDI quattro	CZVA	09.14 - 09.18	2967	D	160 kW	127	182
A6 Allroad C7 (4GH, 4GJ) 3.0 TDI quattro	CZVC	09.14 - 09.18	2967	D	155 kW	127	184
A6 Allroad C7 (4GH, 4GJ) 3.0 TDI quattro	CZVF	11.15 - 09.18	2967	D	140 kW	127	187
A6 Allroad C7 (4GH, 4GJ) 3.0 TFSI quattro	CGWD	01.12 - 12.14	2995	B	228 kW	131	213
A6 Allroad C7 (4GH, 4GJ) 3.0 TFSI quattro	CREC	01.14 - 09.18	2995	B	245 kW	131	211
A6 Allroad C8 (4AH) 45 TDI Mild Hybrid quattro	DDVE	11.18	2967	D	170 kW	127	184
A6 Allroad C8 (4AH) 45 TDI quattro	CVMD	08.19	2967	D	183 kW	127	182
A6 Allroad C8 (4AH) 50 TDI Mild Hybrid quattro	DDVB	11.18	2967	D	210 kW	127	184
A6 Allroad C8 (4AH) 55 TDI Mild Hybrid quattro	DEWA	03.19	2967	D	257 kW	127	187
A6 Allroad C8 (4AH) 55 TFSI Mild Hybrid quattro	DLZA	11.19	2995	B	250 kW	130	201
A6 C4 (4A2) 1.8 quattro	ADR	12.95 - 10.97	1781	B	92 kW	108	80
A6 C4 (4A2) 1.8	ADR	12.95 - 10.97	1781	B	92 kW	108	80
A6 C4 (4A2) 1.9 TDI	1Z	06.94 - 10.97	1896	D	66 kW	100	35
A6 C4 (4A2) 1.9 TDI	AHU	06.94 - 10.97	1896	D	66 kW	101	38
A6 C4 (4A2) 2.0 16V quattro	ACE	06.94 - 10.97	1984	B	103 kW	121	145
A6 C4 (4A2) 2.0 16V	ACE	06.94 - 10.97	1984	B	103 kW	121	145
A6 C4 (4A2) 2.0	AAE	06.94 - 10.97	1984	B	74 kW	120	143
A6 C4 (4A2) 2.0	ABK	06.94 - 10.97	1984	B	85 kW	120	143
A6 C4 (4A2) 2.0	ADW	06.94 - 07.95	1984	B	79 kW	120	143



			<b>ccm</b>		<b>kw</b>		<b>1</b> <b>POS</b>
A6 C4 (4A2) 2.3 quattro	AAR	06.94 - 12.95	2309	B	98 kW	120	144
A6 C4 (4A2) 2.3	AAR	06.94 - 12.95	2309	B	98 kW	120	144
A6 C4 (4A2) 2.4	AFM	07.95 - 06.96	2393	B	110 kW	107	77
A6 C4 (4A2) 2.5 TDI quattro	AEL	10.95 - 10.97	2461	D	103 kW	108	79
A6 C4 (4A2) 2.5 TDI	AAT	06.94 - 10.97	2461	D	85 kW	106	72
A6 C4 (4A2) 2.5 TDI	AEL	08.94 - 10.97	2461	D	103 kW	108	79
A6 C4 (4A2) 2.6 quattro	ABC	06.94 - 10.97	2598	B	110 kW	120	143
A6 C4 (4A2) 2.6	ABC	06.94 - 10.97	2598	B	110 kW	120	143
A6 C4 (4A2) 2.6	ACZ	06.94 - 10.97	2598	B	102 kW	120	143
A6 C4 (4A2) 2.8 quattro	AAH	06.94 - 10.97	2771	B	128 kW	120	143
A6 C4 (4A2) 2.8 quattro	ACK	12.95 - 10.97	2771	B	142 kW	122	149
A6 C4 (4A2) 2.8 quattro	AEJ	06.94 - 10.97	2771	B	128 kW	120	143
A6 C4 (4A2) 2.8 quattro	AFC	06.94 - 10.97	2771	B	128 kW	121	146
A6 C4 (4A2) 2.8	AAH	06.94 - 10.97	2771	B	128 kW	120	143
A6 C4 (4A2) 2.8	ACK	12.95 - 10.97	2771	B	142 kW	122	149
A6 C4 (4A2) 2.8	AEJ	06.94 - 10.97	2771	B	128 kW	120	143
A6 C4 (4A2) 2.8	AEJ	08.95 - 07.96	2771	B	120 kW	120	143
A6 C4 (4A2) 2.8	AFC	06.94 - 10.97	2771	B	128 kW	121	146
A6 C4 (4A2) S6 4.2 quattro	AEC	06.94 - 10.97	4172	B	213 kW	129	194
A6 C4 (4A2) S6 Plus quattro	AHK	04.96 - 10.97	4172	B	240 kW	129	197
A6 C4 (4A2) S6 Turbo quattro	AAN	06.94 - 10.97	2226	B	169 kW	118	131
A6 C4 Avant (4A5) 1.8 quattro	ADR	12.95 - 12.97	1781	B	92 kW	108	80
A6 C4 Avant (4A5) 1.8	ADR	12.95 - 12.97	1781	B	92 kW	108	80
A6 C4 Avant (4A5) 1.9 TDI	1Z	06.94 - 12.97	1896	D	66 kW	100	35
A6 C4 Avant (4A5) 1.9 TDI	AHU	06.94 - 12.97	1896	D	66 kW	101	38
A6 C4 Avant (4A5) 2.0 16V quattro	ACE	06.94 - 12.97	1984	B	103 kW	121	145
A6 C4 Avant (4A5) 2.0 16V	ACE	06.94 - 12.97	1984	B	103 kW	121	145
A6 C4 Avant (4A5) 2.0	AAE	06.94 - 12.97	1984	B	74 kW	120	143
A6 C4 Avant (4A5) 2.0	ABK	06.94 - 12.97	1984	B	85 kW	120	143
A6 C4 Avant (4A5) 2.0	ADW	06.94 - 07.95	1984	B	79 kW	120	143
A6 C4 Avant (4A5) 2.3 quattro	AAR	06.94 - 12.95	2309	B	98 kW	120	144
A6 C4 Avant (4A5) 2.3	AAR	06.94 - 12.95	2309	B	98 kW	120	144
A6 C4 Avant (4A5) 2.4	AFM	07.96 - 12.97	2393	B	110 kW	107	77
A6 C4 Avant (4A5) 2.5 TDI quattro	AEL	07.95 - 12.97	2461	D	103 kW	108	79
A6 C4 Avant (4A5) 2.5 TDI	AAT	06.94 - 12.97	2461	D	85 kW	106	72
A6 C4 Avant (4A5) 2.5 TDI	AEL	08.94 - 12.97	2461	D	103 kW	108	79
A6 C4 Avant (4A5) 2.6 quattro	ABC	06.94 - 12.97	2598	B	110 kW	120	143
A6 C4 Avant (4A5) 2.6	ABC	06.94 - 12.97	2598	B	110 kW	120	143
A6 C4 Avant (4A5) 2.6	ACZ	06.94 - 02.97	2598	B	102 kW	120	143
A6 C4 Avant (4A5) 2.8 quattro	AAH	06.94 - 12.97	2771	B	128 kW	120	143
A6 C4 Avant (4A5) 2.8 quattro	ACK	12.95 - 12.97	2771	B	142 kW	122	149
A6 C4 Avant (4A5) 2.8 quattro	AEJ	06.94 - 12.97	2771	B	128 kW	120	143
A6 C4 Avant (4A5) 2.8 quattro	AFC	06.94 - 12.97	2771	B	128 kW	121	146
A6 C4 Avant (4A5) 2.8	AAH	06.94 - 12.97	2771	B	128 kW	120	143
A6 C4 Avant (4A5) 2.8	ACK	12.95 - 12.97	2771	B	142 kW	122	149
A6 C4 Avant (4A5) 2.8	AEJ	06.94 - 12.97	2771	B	128 kW	120	143
A6 C4 Avant (4A5) 2.8	AEJ	06.94 - 07.95	2771	B	120 kW	120	143
A6 C4 Avant (4A5) 2.8	AFC	06.94 - 12.97	2771	B	128 kW	121	146
A6 C4 Avant (4A5) S6 4.2 quattro	AEC	06.94 - 12.97	4172	B	213 kW	129	194
A6 C4 Avant (4A5) S6 Plus quattro	AHK	04.96 - 12.97	4172	B	240 kW	129	197
A6 C4 Avant (4A5) S6 Turbo quattro	AAN	06.94 - 12.97	2226	B	169 kW	118	131
A6 C5 (4B2) 1.8 T quattro	AEB	02.97 - 01.05	1781	B	110 kW	109	83
A6 C5 (4B2) 1.8 T quattro	AJL	12.97 - 01.05	1781	B	132 kW	109	83
A6 C5 (4B2) 1.8 T quattro	ANB	02.97 - 01.05	1781	B	110 kW	109	83
A6 C5 (4B2) 1.8 T quattro	APU	02.97 - 01.05	1781	B	110 kW	109	83
A6 C5 (4B2) 1.8 T quattro	ARK	02.97 - 01.05	1781	B	110 kW	109	83
A6 C5 (4B2) 1.8 T quattro	AWT	02.97 - 01.05	1781	B	110 kW	109	83
A6 C5 (4B2) 1.8 T	AEB	01.97 - 01.05	1781	B	110 kW	109	83
A6 C5 (4B2) 1.8 T	AJL	12.97 - 01.05	1781	B	132 kW	109	83
A6 C5 (4B2) 1.8 T	ANB	01.97 - 01.05	1781	B	110 kW	109	83
A6 C5 (4B2) 1.8 T	APU	01.97 - 01.05	1781	B	110 kW	109	83
A6 C5 (4B2) 1.8 T	ARK	01.97 - 01.05	1781	B	110 kW	109	83















A6 C5 (4B2) 1.8 T	AWL	01.97 - 01.05	1781	B	110 kW	109	84
A6 C5 (4B2) 1.8 T	AWT	01.97 - 01.05	1781	B	110 kW	109	83
A6 C5 (4B2) 1.8	AFY	05.97 - 01.05	1781	B	85 kW	108	80
A6 C5 (4B2) 1.8	AJP	07.97 - 01.05	1781	B	92 kW	108	80
A6 C5 (4B2) 1.8	ANQ	07.97 - 01.05	1781	B	92 kW	109	84
A6 C5 (4B2) 1.8	AQE	07.97 - 01.05	1781	B	92 kW	108	80
A6 C5 (4B2) 1.8	ARH	07.97 - 01.05	1781	B	92 kW	108	80
A6 C5 (4B2) 1.9 TDI	AFN	04.97 - 10.00	1896	D	81 kW	100	35
A6 C5 (4B2) 1.9 TDI	AJM	07.00 - 01.05	1896	D	85 kW	102	43
A6 C5 (4B2) 1.9 TDI	AVF	08.01 - 01.05	1896	D	96 kW	102	45
A6 C5 (4B2) 1.9 TDI	AVG	04.97 - 10.00	1896	D	81 kW	102	46
A6 C5 (4B2) 1.9 TDI	AWX	08.01 - 01.05	1896	D	96 kW	102	45
A6 C5 (4B2) 2.0	ALT	08.01 - 01.05	1984	B	96 kW	122	149
A6 C5 (4B2) 2.4 quattro	AGA	02.97 - 01.05	2393	B	121 kW	108	80
A6 C5 (4B2) 2.4 quattro	AJG	02.97 - 01.05	2393	B	120 kW	108	80
A6 C5 (4B2) 2.4 quattro	ALF	02.97 - 01.05	2393	B	121 kW	108	80
A6 C5 (4B2) 2.4 quattro	AML	02.97 - 01.05	2393	B	121 kW	108	80
A6 C5 (4B2) 2.4 quattro	APC	08.98 - 07.99	2393	B	115 kW	108	80
A6 C5 (4B2) 2.4 quattro	APS	02.97 - 01.05	2393	B	121 kW	108	82
A6 C5 (4B2) 2.4 quattro	APZ	02.97 - 01.05	2393	B	120 kW	108	80
A6 C5 (4B2) 2.4 quattro	ARJ	02.97 - 01.05	2393	B	121 kW	108	80
A6 C5 (4B2) 2.4 quattro	BDV	08.01 - 01.05	2393	B	125 kW	108	80
A6 C5 (4B2) 2.4	AGA	02.97 - 01.05	2393	B	121 kW	108	80
A6 C5 (4B2) 2.4	AJG	02.97 - 01.05	2393	B	120 kW	108	80
A6 C5 (4B2) 2.4	ALF	02.97 - 01.05	2393	B	121 kW	108	80
A6 C5 (4B2) 2.4	ALW	07.98 - 01.05	2393	B	100 kW	108	80
A6 C5 (4B2) 2.4	AML	02.97 - 01.05	2393	B	121 kW	108	80
A6 C5 (4B2) 2.4	AMM	02.97 - 01.05	2393	B	120 kW	108	80
A6 C5 (4B2) 2.4	APC	02.97 - 01.05	2393	B	115 kW	108	80
A6 C5 (4B2) 2.4	APS	02.97 - 01.05	2393	B	121 kW	108	82
A6 C5 (4B2) 2.4	APZ	02.97 - 01.05	2393	B	120 kW	108	80
A6 C5 (4B2) 2.4	ARJ	02.97 - 01.05	2393	B	121 kW	108	80
A6 C5 (4B2) 2.4	ARN	07.98 - 01.05	2393	B	100 kW	108	80
A6 C5 (4B2) 2.4	ASM	07.98 - 01.05	2393	B	100 kW	108	80
A6 C5 (4B2) 2.4	BDV	08.01 - 01.05	2393	B	125 kW	108	80
A6 C5 (4B2) 2.5 TDI quattro	AFB	07.97 - 01.05	2496	D	110 kW	99	30
A6 C5 (4B2) 2.5 TDI quattro	AKE	07.99 - 01.05	2496	D	132 kW	99	30
A6 C5 (4B2) 2.5 TDI quattro	AKN	07.97 - 01.05	2496	D	110 kW	99	30
A6 C5 (4B2) 2.5 TDI quattro	BAU	07.99 - 01.05	2496	D	132 kW	99	29
A6 C5 (4B2) 2.5 TDI quattro	BDH	07.99 - 01.05	2496	D	132 kW	99	29
A6 C5 (4B2) 2.5 TDI	AFB	07.97 - 01.05	2496	D	110 kW	99	30
A6 C5 (4B2) 2.5 TDI	AKE	02.00 - 01.05	2496	D	132 kW	99	30
A6 C5 (4B2) 2.5 TDI	AKN	07.97 - 01.05	2496	D	110 kW	99	30
A6 C5 (4B2) 2.5 TDI	AYM	08.01 - 01.05	2496	D	114 kW	99	30
A6 C5 (4B2) 2.5 TDI	BAU	02.00 - 01.05	2496	D	132 kW	99	29
A6 C5 (4B2) 2.5 TDI	BCZ	07.02 - 01.05	2496	D	120 kW	99	29
A6 C5 (4B2) 2.5 TDI	BDG	07.02 - 01.05	2496	D	120 kW	99	29
A6 C5 (4B2) 2.5 TDI	BDH	02.00 - 01.05	2496	D	132 kW	99	29
A6 C5 (4B2) 2.5 TDI	BFC	07.02 - 01.05	2496	D	120 kW	99	30
A6 C5 (4B2) 2.5 TDI	BND	02.00 - 01.05	2496	D	132 kW	99	29
A6 C5 (4B2) 2.7 T quattro	AJK	12.97 - 01.05	2671	B	169 kW	109	83
A6 C5 (4B2) 2.7 T quattro	ARE	09.99 - 01.05	2671	B	184 kW	109	83
A6 C5 (4B2) 2.7 T quattro	AZA	12.97 - 01.05	2671	B	169 kW	109	83
A6 C5 (4B2) 2.7 T quattro	BES	09.99 - 01.05	2671	B	184 kW	109	83
A6 C5 (4B2) 2.7 T	AJK	02.99 - 01.05	2671	B	169 kW	109	83
A6 C5 (4B2) 2.7 quattro	APB	05.01 - 07.04	2671	B	187 kW	109	84
A6 C5 (4B2) 2.7 quattro	BEL	05.01 - 07.04	2671	B	187 kW	109	84
A6 C5 (4B2) 2.7 quattro	BEL	11.03 - 07.04	2671	B	195 kW	109	84
A6 C5 (4B2) 2.7	APB	05.01 - 07.04	2671	B	187 kW	109	84
A6 C5 (4B2) 2.7	BEL	05.01 - 07.04	2671	B	187 kW	109	84
A6 C5 (4B2) 2.8 quattro	ACK	02.97 - 01.05	2771	B	142 kW	122	149
A6 C5 (4B2) 2.8 quattro	AGE	01.98 - 04.00	2771	B	132 kW	122	149

	 ENGINE	 00000	ccm		kW		 1 POS
A6 C5 (4B2) 2.8 quattro	AHA	02.97 - 01.05	2771	B	142 kW	124	168
A6 C5 (4B2) 2.8 quattro	ALG	02.97 - 01.05	2771	B	142 kW	122	149
A6 C5 (4B2) 2.8 quattro	AMX	02.97 - 01.05	2771	B	142 kW	122	149
A6 C5 (4B2) 2.8 quattro	APR	02.97 - 01.05	2771	B	142 kW	122	149
A6 C5 (4B2) 2.8 quattro	AQD	02.97 - 01.05	2771	B	142 kW	122	149
A6 C5 (4B2) 2.8 quattro	ATQ	02.97 - 01.05	2771	B	142 kW	121	147
A6 C5 (4B2) 2.8 quattro	ATX	02.98 - 07.01	2771	B	140 kW	122	149
A6 C5 (4B2) 2.8	ACK	02.97 - 01.05	2771	B	142 kW	122	149
A6 C5 (4B2) 2.8	AGE	10.97 - 05.00	2771	B	132 kW	122	149
A6 C5 (4B2) 2.8	AHA	02.97 - 01.05	2771	B	142 kW	124	168
A6 C5 (4B2) 2.8	ALG	02.97 - 01.05	2771	B	142 kW	122	149
A6 C5 (4B2) 2.8	AMX	02.97 - 01.05	2771	B	142 kW	122	149
A6 C5 (4B2) 2.8	APR	02.97 - 01.05	2771	B	142 kW	122	149
A6 C5 (4B2) 2.8	AQD	02.97 - 01.05	2771	B	142 kW	122	149
A6 C5 (4B2) 2.8	ATQ	02.97 - 01.05	2771	B	142 kW	121	147
A6 C5 (4B2) 2.8	ATX	07.99 - 01.05	2771	B	140 kW	122	149
A6 C5 (4B2) 2.8	BBG	07.99 - 01.05	2771	B	140 kW	122	149
A6 C5 (4B2) 3.0 quattro	ASN	07.01 - 01.05	2976	B	162 kW	122	149
A6 C5 (4B2) 3.0 quattro	AVK	08.01 - 12.04	2976	B	164 kW	122	149
A6 C5 (4B2) 3.0 quattro	BBJ	06.01 - 07.04	2976	B	160 kW	122	149
A6 C5 (4B2) 3.0	ASN	08.01 - 01.05	2976	B	162 kW	122	149
A6 C5 (4B2) 3.0	BBJ	06.01 - 01.05	2976	B	160 kW	122	149
A6 C5 (4B2) 3.7 quattro	AQG	03.99 - 01.05	3697	B	191 kW	129	199
A6 C5 (4B2) 3.7	AQG	03.99 - 01.05	3697	B	191 kW	129	199
A6 C5 (4B2) 4.2 quattro	ARS	11.98 - 01.05	4172	B	220 kW	129	199
A6 C5 (4B2) 4.2 quattro	ART	11.98 - 01.05	4172	B	220 kW	130	201
A6 C5 (4B2) 4.2 quattro	ASG	11.98 - 01.05	4172	B	220 kW	130	201
A6 C5 (4B2) 4.2 quattro	AWN	11.98 - 01.05	4172	B	220 kW	130	201
A6 C5 (4B2) RS6 quattro	BCY	07.02 - 01.05	4172	B	331 kW	130	201
A6 C5 (4B2) S6 quattro	ANK	09.99 - 08.05	4172	B	250 kW	130	201
A6 C5 (4B2) S6 quattro	AQJ	09.99 - 08.05	4172	B	250 kW	130	201
A6 C5 Avant (4B5) 1.8 T quattro	AEB	12.97 - 01.05	1781	B	110 kW	109	83
A6 C5 Avant (4B5) 1.8 T quattro	AJL	12.97 - 01.05	1781	B	132 kW	109	83
A6 C5 Avant (4B5) 1.8 T quattro	ANB	12.97 - 01.05	1781	B	110 kW	109	83
A6 C5 Avant (4B5) 1.8 T quattro	APU	12.97 - 01.05	1781	B	110 kW	109	83
A6 C5 Avant (4B5) 1.8 T quattro	ARK	12.97 - 01.05	1781	B	110 kW	109	83
A6 C5 Avant (4B5) 1.8 T quattro	AWT	12.97 - 01.05	1781	B	110 kW	109	83
A6 C5 Avant (4B5) 1.8 T	AEB	12.97 - 01.05	1781	B	110 kW	109	83
A6 C5 Avant (4B5) 1.8 T	AJL	04.99 - 01.05	1781	B	132 kW	109	83
A6 C5 Avant (4B5) 1.8 T	ANB	12.97 - 01.05	1781	B	110 kW	109	83
A6 C5 Avant (4B5) 1.8 T	APU	12.97 - 01.05	1781	B	110 kW	109	83
A6 C5 Avant (4B5) 1.8 T	ARK	12.97 - 01.05	1781	B	110 kW	109	83
A6 C5 Avant (4B5) 1.8 T	AWT	12.97 - 01.05	1781	B	110 kW	109	83
A6 C5 Avant (4B5) 1.8	AFY	02.98 - 01.05	1781	B	85 kW	108	80
A6 C5 Avant (4B5) 1.8	AJP	12.97 - 01.05	1781	B	92 kW	108	80
A6 C5 Avant (4B5) 1.8	AQE	12.97 - 01.05	1781	B	92 kW	108	80
A6 C5 Avant (4B5) 1.8	ARH	12.97 - 01.05	1781	B	92 kW	108	80
A6 C5 Avant (4B5) 1.9 TDI	AFN	02.98 - 04.01	1896	D	81 kW	100	35
A6 C5 Avant (4B5) 1.9 TDI	AJM	07.00 - 01.05	1896	D	85 kW	102	43
A6 C5 Avant (4B5) 1.9 TDI	AVF	08.01 - 01.05	1896	D	96 kW	102	45
A6 C5 Avant (4B5) 1.9 TDI	AVG	02.98 - 04.01	1896	D	81 kW	102	46
A6 C5 Avant (4B5) 1.9 TDI	AWX	08.01 - 01.05	1896	D	96 kW	102	45
A6 C5 Avant (4B5) 2.0	ALT	08.01 - 01.05	1984	B	96 kW	122	149
A6 C5 Avant (4B5) 2.4 quattro	AGA	11.97 - 01.05	2393	B	121 kW	108	80
A6 C5 Avant (4B5) 2.4 quattro	AJG	12.97 - 01.05	2393	B	120 kW	108	80
A6 C5 Avant (4B5) 2.4 quattro	ALF	11.97 - 01.05	2393	B	121 kW	108	80
A6 C5 Avant (4B5) 2.4 quattro	AML	11.97 - 01.05	2393	B	121 kW	108	80
A6 C5 Avant (4B5) 2.4 quattro	APC	08.98 - 05.01	2393	B	115 kW	108	80
A6 C5 Avant (4B5) 2.4 quattro	APS	11.97 - 01.05	2393	B	121 kW	108	80
A6 C5 Avant (4B5) 2.4 quattro	APZ	12.97 - 01.05	2393	B	120 kW	108	82
A6 C5 Avant (4B5) 2.4 quattro	ARJ	11.97 - 01.05	2393	B	121 kW	108	80
A6 C5 Avant (4B5) 2.4 quattro	BDV	08.01 - 01.05	2393	B	125 kW	108	80

















							
A6 C5 Avant (4B5) 2.4	AGA	12.97 - 01.05	2393	B	121 kW	108	80
A6 C5 Avant (4B5) 2.4	AJG	12.97 - 01.05	2393	B	120 kW	108	80
A6 C5 Avant (4B5) 2.4	ALF	12.97 - 01.05	2393	B	121 kW	108	80
A6 C5 Avant (4B5) 2.4	ALW	07.98 - 01.05	2393	B	100 kW	108	80
A6 C5 Avant (4B5) 2.4	AML	12.97 - 01.05	2393	B	121 kW	108	80
A6 C5 Avant (4B5) 2.4	AMM	12.97 - 01.05	2393	B	120 kW	108	80
A6 C5 Avant (4B5) 2.4	APC	12.97 - 01.05	2393	B	115 kW	108	80
A6 C5 Avant (4B5) 2.4	APS	12.97 - 01.05	2393	B	121 kW	108	82
A6 C5 Avant (4B5) 2.4	APZ	12.97 - 01.05	2393	B	120 kW	108	80
A6 C5 Avant (4B5) 2.4	ARJ	12.97 - 01.05	2393	B	121 kW	108	80
A6 C5 Avant (4B5) 2.4	ARN	07.98 - 01.05	2393	B	100 kW	108	80
A6 C5 Avant (4B5) 2.4	ASM	07.98 - 01.05	2393	B	100 kW	108	80
A6 C5 Avant (4B5) 2.4	BDV	08.01 - 01.05	2393	B	125 kW	108	80
A6 C5 Avant (4B5) 2.5 TDI quattro	AFB	12.97 - 01.05	2496	D	110 kW	99	30
A6 C5 Avant (4B5) 2.5 TDI quattro	AKE	02.00 - 01.05	2496	D	132 kW	99	30
A6 C5 Avant (4B5) 2.5 TDI quattro	AKN	12.97 - 01.05	2496	D	110 kW	99	30
A6 C5 Avant (4B5) 2.5 TDI quattro	BAU	02.00 - 01.05	2496	D	132 kW	99	29
A6 C5 Avant (4B5) 2.5 TDI quattro	BDH	02.00 - 01.05	2496	D	132 kW	99	29
A6 C5 Avant (4B5) 2.5 TDI	AFB	12.97 - 01.05	2496	D	110 kW	99	30
A6 C5 Avant (4B5) 2.5 TDI	AKE	02.00 - 01.05	2496	D	132 kW	99	30
A6 C5 Avant (4B5) 2.5 TDI	AKN	12.97 - 01.05	2496	D	110 kW	99	30
A6 C5 Avant (4B5) 2.5 TDI	AYM	08.01 - 01.05	2496	D	114 kW	99	30
A6 C5 Avant (4B5) 2.5 TDI	BAU	02.00 - 01.05	2496	D	132 kW	99	29
A6 C5 Avant (4B5) 2.5 TDI	BCZ	07.02 - 01.05	2496	D	120 kW	99	29
A6 C5 Avant (4B5) 2.5 TDI	BDG	07.02 - 01.05	2496	D	120 kW	99	29
A6 C5 Avant (4B5) 2.5 TDI	BDH	02.00 - 01.05	2496	D	132 kW	99	29
A6 C5 Avant (4B5) 2.5 TDI	BFC	07.02 - 01.05	2496	D	120 kW	99	30
A6 C5 Avant (4B5) 2.7 T quattro	AJK	12.97 - 01.05	2671	B	169 kW	109	83
A6 C5 Avant (4B5) 2.7 T quattro	ARE	08.01 - 01.05	2671	B	184 kW	109	83
A6 C5 Avant (4B5) 2.7 T quattro	AZA	12.97 - 01.05	2671	B	169 kW	109	83
A6 C5 Avant (4B5) 2.7 T quattro	BES	08.01 - 01.05	2671	B	184 kW	109	83
A6 C5 Avant (4B5) 2.7 T	AJK	02.99 - 01.05	2671	B	169 kW	109	83
A6 C5 Avant (4B5) 2.8 quattro	ACK	12.97 - 01.05	2771	B	142 kW	122	149
A6 C5 Avant (4B5) 2.8 quattro	AHA	12.97 - 01.05	2771	B	142 kW	124	168
A6 C5 Avant (4B5) 2.8 quattro	ALG	12.97 - 01.05	2771	B	142 kW	122	149
A6 C5 Avant (4B5) 2.8 quattro	AMX	12.97 - 01.05	2771	B	142 kW	122	149
A6 C5 Avant (4B5) 2.8 quattro	APR	12.97 - 01.05	2771	B	142 kW	122	149
A6 C5 Avant (4B5) 2.8 quattro	AQD	12.97 - 01.05	2771	B	142 kW	122	149
A6 C5 Avant (4B5) 2.8 quattro	ATQ	12.97 - 01.05	2771	B	142 kW	121	147
A6 C5 Avant (4B5) 2.8 quattro	ATX	08.98 - 04.01	2771	B	140 kW	122	149
A6 C5 Avant (4B5) 2.8	ACK	12.97 - 01.05	2771	B	142 kW	122	149
A6 C5 Avant (4B5) 2.8	AGE	12.97 - 05.00	2771	B	132 kW	122	149
A6 C5 Avant (4B5) 2.8	AHA	12.97 - 01.05	2771	B	142 kW	124	168
A6 C5 Avant (4B5) 2.8	ALG	12.97 - 01.05	2771	B	142 kW	122	149
A6 C5 Avant (4B5) 2.8	AMX	12.97 - 01.05	2771	B	142 kW	122	149
A6 C5 Avant (4B5) 2.8	APR	12.97 - 01.05	2771	B	142 kW	122	149
A6 C5 Avant (4B5) 2.8	AQD	12.97 - 01.05	2771	B	142 kW	122	149
A6 C5 Avant (4B5) 2.8	ATX	07.99 - 01.05	2771	B	140 kW	122	149
A6 C5 Avant (4B5) 3.0 quattro	ASN	08.01 - 01.05	2976	B	162 kW	122	149
A6 C5 Avant (4B5) 3.0 quattro	AVK	09.01 - 12.04	2976	B	164 kW	122	149
A6 C5 Avant (4B5) 3.0 quattro	BBJ	06.01 - 01.05	2976	B	160 kW	122	149
A6 C5 Avant (4B5) 3.0	ASN	08.01 - 01.05	2976	B	162 kW	122	149
A6 C5 Avant (4B5) 3.0	BBJ	06.01 - 01.05	2976	B	160 kW	122	149
A6 C5 Avant (4B5) 3.7 quattro	AQG	03.99 - 01.05	3697	B	191 kW	129	199
A6 C5 Avant (4B5) 3.7	AQG	03.99 - 01.05	3697	B	191 kW	129	199
A6 C5 Avant (4B5) 4.2 quattro	ARS	11.98 - 01.05	4172	B	220 kW	129	199
A6 C5 Avant (4B5) 4.2 quattro	ASG	11.98 - 01.05	4172	B	220 kW	130	201
A6 C5 Avant (4B5) 4.2 quattro	AWN	11.98 - 01.05	4172	B	220 kW	130	201
A6 C5 Avant (4B5) RS6 plus quattro	BRV	04.04 - 01.05	4172	B	353 kW	130	201
A6 C5 Avant (4B5) RS6 quattro	BCY	07.02 - 01.05	4172	B	331 kW	130	201
A6 C5 Avant (4B5) S6 quattro	ANK	09.99 - 01.05	4172	B	250 kW	130	201
A6 C5 Avant (4B5) S6 quattro	AQJ	09.99 - 01.05	4172	B	250 kW	130	201

			<b>ccm</b>		<b>kW</b>		<b>1</b> <b>POS</b>
A6 C5 Avant (4B5) S6 quattro	BBD	09.99 - 01.05	4172	B	250 kW	130	201
A6 C6 (4F2) 2.0 TDI	BLB	07.04 - 10.08	1968	D	103 kW	110	91
A6 C6 (4F2) 2.0 TDI	BNA	07.04 - 03.11	1968	D	100 kW	111	94
A6 C6 (4F2) 2.0 TDI	BRE	07.04 - 10.08	1968	D	103 kW	111	97
A6 C6 (4F2) 2.0 TDI	BRF	07.04 - 03.11	1968	D	100 kW	111	94
A6 C6 (4F2) 2.0 TDI	BVG	09.05 - 06.06	1968	D	89 kW	111	96
A6 C6 (4F2) 2.0 TDI	CAGB	07.04 - 03.11	1968	D	100 kW	112	100
A6 C6 (4F2) 2.0 TDI	CAHA	11.08 - 03.11	1968	D	125 kW	113	104
A6 C6 (4F2) 2.0 TDI	CAHB	04.09 - 03.11	1968	D	120 kW	113	104
A6 C6 (4F2) 2.0 TFSI	BPJ	06.05 - 03.11	1984	B	125 kW	122	153
A6 C6 (4F2) 2.0 TFSI	BYK	06.05 - 03.11	1984	B	125 kW	122	153
A6 C6 (4F2) 2.4 quattro	BDW	01.05 - 02.10	2393	B	130 kW	109	87
A6 C6 (4F2) 2.4	BDW	05.04 - 02.10	2393	B	130 kW	109	87
A6 C6 (4F2) 2.7 TDI quattro	BPP	11.04 - 10.08	2698	D	132 kW	126	180
A6 C6 (4F2) 2.7 TDI quattro	BSG	06.05 - 03.11	2698	D	120 kW	126	180
A6 C6 (4F2) 2.7 TDI quattro	CANC	10.08 - 03.11	2698	D	140 kW	126	178
A6 C6 (4F2) 2.7 TDI quattro	CAND	06.05 - 03.11	2698	D	120 kW	126	180
A6 C6 (4F2) 2.7 TDI	BPP	11.04 - 06.11	2698	D	132 kW	126	180
A6 C6 (4F2) 2.7 TDI	BSG	11.04 - 03.11	2698	D	120 kW	126	180
A6 C6 (4F2) 2.7 TDI	CANA	10.08 - 08.11	2698	D	140 kW	126	178
A6 C6 (4F2) 2.7 TDI	CANB	11.04 - 03.11	2698	D	120 kW	126	178
A6 C6 (4F2) 2.8 FSI quattro	BDX	06.07 - 10.08	2773	B	154 kW	130	206
A6 C6 (4F2) 2.8 FSI quattro	CCDA	10.08 - 03.11	2773	B	140 kW	130	206
A6 C6 (4F2) 2.8 FSI quattro	CCEA	10.08 - 03.11	2773	B	162 kW	130	206
A6 C6 (4F2) 2.8 FSI	BDX	11.06 - 10.08	2773	B	154 kW	130	206
A6 C6 (4F2) 2.8 FSI	CCDA	10.08 - 03.11	2773	B	140 kW	130	206
A6 C6 (4F2) 2.8 FSI	CCEA	10.08 - 08.11	2773	B	162 kW	130	206
A6 C6 (4F2) 2.8 V6	AHA	07.08 - 10.08	2771	B	142 kW	124	168
A6 C6 (4F2) 3.0 TDI quattro	ASB	06.06 - 10.08	2967	D	171 kW	126	178
A6 C6 (4F2) 3.0 TDI quattro	BMK	05.04 - 05.06	2967	D	165 kW	126	180
A6 C6 (4F2) 3.0 TDI quattro	BNG	05.04 - 03.11	2967	D	155 kW	126	180
A6 C6 (4F2) 3.0 TDI quattro	CDYA	08.05 - 08.11	2967	D	176 kW	126	180
A6 C6 (4F2) 3.0 TDI quattro	CDYB	05.04 - 03.11	2967	D	155 kW	126	180
A6 C6 (4F2) 3.0 TDI quattro	CDYC	08.05 - 08.11	2967	D	176 kW	126	180
A6 C6 (4F2) 3.0 TFSI quattro	CAJA	10.08 - 08.11	2995	B	213 kW	131	211
A6 C6 (4F2) 3.0 TFSI quattro	CCAA	10.08 - 03.11	2995	B	220 kW	131	211
A6 C6 (4F2) 3.0 quattro	BBJ	05.04 - 10.07	2976	B	160 kW	122	149
A6 C6 (4F2) 3.0	BBJ	04.04 - 10.07	2976	B	160 kW	122	149
A6 C6 (4F2) 3.2 FSI quattro	AUK	05.04 - 03.11	3123	B	188 kW	130	200
A6 C6 (4F2) 3.2 FSI quattro	BKH	05.04 - 03.11	3123	B	188 kW	130	206
A6 C6 (4F2) 3.2 FSI quattro	BYU	09.06 - 10.08	3123	B	183 kW	130	206
A6 C6 (4F2) 3.2 FSI	AUK	04.04 - 05.09	3123	B	188 kW	130	200
A6 C6 (4F2) 3.2 FSI	BKH	04.04 - 05.09	3123	B	188 kW	130	206
A6 C6 (4F2) 3.2 FSI	CALA	03.09 - 08.11	3197	B	195 kW	132	214
A6 C6 (4F2) 4.2 FSI quattro	BVJ	06.06 - 03.11	4163	B	257 kW	130	203
A6 C6 (4F2) 4.2 quattro	BAT	05.04 - 03.11	4163	B	246 kW	130	201
A6 C6 (4F2) 4.2 quattro	BNK	05.04 - 03.11	4163	B	246 kW	130	201
A6 C6 (4F2) RS6 quattro	BUH	09.08 - 08.10	4991	B	426 kW	130	201
A6 C6 (4F2) S6 quattro	BXA	03.06 - 08.11	5204	B	320 kW	130	203
A6 C6 Avant (4F5) 2.0 TDI	BLB	06.05 - 10.08	1968	D	103 kW	110	91
A6 C6 Avant (4F5) 2.0 TDI	BNA	06.05 - 08.11	1968	D	100 kW	111	94
A6 C6 Avant (4F5) 2.0 TDI	BRE	06.05 - 10.08	1968	D	103 kW	111	97
A6 C6 Avant (4F5) 2.0 TDI	BRF	06.05 - 08.11	1968	D	100 kW	111	94
A6 C6 Avant (4F5) 2.0 TDI	BVG	09.05 - 06.06	1968	D	89 kW	111	96
A6 C6 Avant (4F5) 2.0 TDI	CAGB	06.05 - 08.11	1968	D	100 kW	112	100
A6 C6 Avant (4F5) 2.0 TDI	CAHA	10.08 - 08.11	1968	D	125 kW	113	104
A6 C6 Avant (4F5) 2.0 TDI	CAHB	04.09 - 08.11	1968	D	120 kW	113	104
A6 C6 Avant (4F5) 2.0 TFSI	BPJ	06.05 - 08.11	1984	B	125 kW	122	153
A6 C6 Avant (4F5) 2.4 quattro	BDW	03.05 - 10.08	2393	B	130 kW	109	87
A6 C6 Avant (4F5) 2.4	BDW	03.05 - 10.08	2393	B	130 kW	109	87
A6 C6 Avant (4F5) 2.7 TDI quattro	BPP	11.04 - 10.08	2698	D	132 kW	126	180
A6 C6 Avant (4F5) 2.7 TDI quattro	BSG	06.05 - 08.11	2698	D	120 kW	126	180








							
A6 C6 Avant (4F5) 2.7 TDI quattro	CANC	10.08 - 08.11	2698	D	140 kW	126	178
A6 C6 Avant (4F5) 2.7 TDI quattro	CAND	06.05 - 08.11	2698	D	120 kW	126	180
A6 C6 Avant (4F5) 2.7 TDI	BPP	03.05 - 10.08	2698	D	132 kW	126	180
A6 C6 Avant (4F5) 2.7 TDI	BSG	03.05 - 08.11	2698	D	120 kW	126	180
A6 C6 Avant (4F5) 2.7 TDI	CANA	10.08 - 08.11	2698	D	140 kW	126	178
A6 C6 Avant (4F5) 2.7 TDI	CANB	03.05 - 08.11	2698	D	120 kW	126	178
A6 C6 Avant (4F5) 2.8 FSI quattro	BDX	06.07 - 10.08	2773	B	154 kW	130	206
A6 C6 Avant (4F5) 2.8 FSI quattro	CCDA	10.08 - 08.11	2773	B	140 kW	130	206
A6 C6 Avant (4F5) 2.8 FSI quattro	CCEA	10.08 - 08.11	2773	B	162 kW	130	206
A6 C6 Avant (4F5) 2.8 FSI	BDX	11.06 - 10.08	2773	B	154 kW	130	206
A6 C6 Avant (4F5) 2.8 FSI	CCDA	10.08 - 08.11	2773	B	140 kW	130	206
A6 C6 Avant (4F5) 2.8 FSI	CCEA	10.08 - 08.11	2773	B	162 kW	130	206
A6 C6 Avant (4F5) 3.0 TDI quattro	ASB	06.06 - 10.08	2967	D	171 kW	126	178
A6 C6 Avant (4F5) 3.0 TDI quattro	BMK	03.05 - 05.06	2967	D	165 kW	126	180
A6 C6 Avant (4F5) 3.0 TDI quattro	BNG	03.05 - 08.11	2967	D	155 kW	126	180
A6 C6 Avant (4F5) 3.0 TDI quattro	CDYA	10.08 - 08.11	2967	D	176 kW	126	180
A6 C6 Avant (4F5) 3.0 TDI quattro	CDYB	03.05 - 08.11	2967	D	155 kW	126	180
A6 C6 Avant (4F5) 3.0 TDI quattro	CDYC	10.08 - 08.11	2967	D	176 kW	126	180
A6 C6 Avant (4F5) 3.0 TFSI quattro	CAJA	10.08 - 08.11	2995	B	213 kW	131	211
A6 C6 Avant (4F5) 3.0 TFSI quattro	CCAA	10.08 - 08.11	2995	B	220 kW	131	211
A6 C6 Avant (4F5) 3.0 quattro	BBJ	03.05 - 05.06	2976	B	160 kW	122	149
A6 C6 Avant (4F5) 3.0	BBJ	03.05 - 05.06	2976	B	160 kW	122	149
A6 C6 Avant (4F5) 3.2 FSI quattro	AUK	03.05 - 10.08	3123	B	188 kW	130	200
A6 C6 Avant (4F5) 3.2 FSI quattro	BKH	03.05 - 10.08	3123	B	188 kW	130	206
A6 C6 Avant (4F5) 3.2 FSI	AUK	03.05 - 10.08	3123	B	188 kW	130	200
A6 C6 Avant (4F5) 4.2 FSI quattro	BVJ	06.06 - 08.11	4163	B	257 kW	130	203
A6 C6 Avant (4F5) 4.2 quattro	BAT	03.05 - 05.06	4163	B	246 kW	130	201
A6 C6 Avant (4F5) RS6 quattro	BUH	04.08 - 01.11	4991	B	426 kW	130	201
A6 C6 Avant (4F5) S6 quattro	BXA	03.06 - 08.11	5204	B	320 kW	130	203
A6 C7 (4G2, 4GC) 1.8 TFSI	CYGA	09.14 - 09.18	1798	B	140 kW	125	169
A6 C7 (4G2, 4GC) 2.0 TDI quattro	CNHA	04.15 - 09.18	1968	D	140 kW	114	110
A6 C7 (4G2, 4GC) 2.0 TDI quattro	DDDA	04.15 - 09.18	1968	D	140 kW	114	110
A6 C7 (4G2, 4GC) 2.0 TDI	CGLC	03.11 - 09.18	1968	D	130 kW	113	104
A6 C7 (4G2, 4GC) 2.0 TDI	CGLD	03.11 - 09.18	1968	D	120 kW	113	104
A6 C7 (4G2, 4GC) 2.0 TDI	CGLE	01.12 - 09.18	1968	D	100 kW	113	104
A6 C7 (4G2, 4GC) 2.0 TDI	CMGB	03.11 - 09.18	1968	D	130 kW	113	104
A6 C7 (4G2, 4GC) 2.0 TDI	CNHA	11.13 - 09.18	1968	D	140 kW	114	110
A6 C7 (4G2, 4GC) 2.0 TDI	CSUD	09.14 - 09.18	1968	D	110 kW	114	110
A6 C7 (4G2, 4GC) 2.0 TDI	CSUE	01.12 - 09.18	1968	D	100 kW	113	106
A6 C7 (4G2, 4GC) 2.0 TDI	CZJA	11.13 - 09.18	1968	D	140 kW	114	110
A6 C7 (4G2, 4GC) 2.0 TDI	DDCB	09.14 - 09.18	1968	D	110 kW	112	101
A6 C7 (4G2, 4GC) 2.0 TDI	DDDA	11.13 - 09.18	1968	D	140 kW	114	110
A6 C7 (4G2, 4GC) 2.0 TFSI Hybrid	CHJA	11.11 - 04.15	1984	B	180 kW	122	154
A6 C7 (4G2, 4GC) 2.0 TFSI quattro	CAEB	05.12 - 04.15	1984	B	155 kW	124	166
A6 C7 (4G2, 4GC) 2.0 TFSI quattro	CAEB	01.13 - 09.18	1984	B	164 kW	124	166
A6 C7 (4G2, 4GC) 2.0 TFSI quattro	CAED	05.13 - 09.18	1984	B	162 kW	123	157
A6 C7 (4G2, 4GC) 2.0 TFSI quattro	CYNB	05.14 - 09.18	1984	B	185 kW	125	171
A6 C7 (4G2, 4GC) 2.0 TFSI quattro	CYPA	05.14 - 09.18	1984	B	185 kW	125	171
A6 C7 (4G2, 4GC) 2.0 TFSI quattro	CYPB	05.15 - 09.18	1984	B	183 kW	125	171
A6 C7 (4G2, 4GC) 2.0 TFSI	CAEB	03.11 - 05.13	1984	B	155 kW	124	166
A6 C7 (4G2, 4GC) 2.0 TFSI	CAED	05.13 - 09.18	1984	B	162 kW	123	157
A6 C7 (4G2, 4GC) 2.0 TFSI	CDNB	05.11 - 09.18	1984	B	132 kW	122	154
A6 C7 (4G2, 4GC) 2.0 TFSI	CYNB	09.14 - 09.18	1984	B	185 kW	125	171
A6 C7 (4G2, 4GC) 2.0 TFSI	CYPA	09.14 - 09.18	1984	B	185 kW	125	171
A6 C7 (4G2, 4GC) 2.8 FSI quattro	CHVA	11.10 - 04.15	2773	B	150 kW	130	200
A6 C7 (4G2, 4GC) 2.8 FSI quattro	CVPA	09.14 - 09.18	2773	B	162 kW	130	206
A6 C7 (4G2, 4GC) 2.8 FSI	CHVA	11.10 - 08.15	2773	B	150 kW	130	200
A6 C7 (4G2, 4GC) 3.0 TDI quattro	CDUC	03.11 - 09.18	2967	D	180 kW	127	181
A6 C7 (4G2, 4GC) 3.0 TDI quattro	CDUD	03.11 - 09.18	2967	D	180 kW	127	181
A6 C7 (4G2, 4GC) 3.0 TDI quattro	CGQB	11.11 - 09.18	2967	D	230 kW	127	181
A6 C7 (4G2, 4GC) 3.0 TDI quattro	CKVB	03.11 - 09.18	2967	D	180 kW	127	181
A6 C7 (4G2, 4GC) 3.0 TDI quattro	CKVC	03.11 - 09.18	2967	D	180 kW	127	181

			<b>ccm</b>		<b>kW</b>		<b>1</b>	<b>POS</b>
A6 C7 (4G2, 4GC) 3.0 TDI quattro	CLAA	03.11 - 09.18	2967	D	150 kW	127	181	
A6 C7 (4G2, 4GC) 3.0 TDI quattro	CPNB	05.13 - 09.18	2967	D	176 kW	127	181	
A6 C7 (4G2, 4GC) 3.0 TDI quattro	CRTD	09.14 - 09.18	2967	D	200 kW	127	182	
A6 C7 (4G2, 4GC) 3.0 TDI quattro	CRTE	09.14 - 09.18	2967	D	160 kW	127	182	
A6 C7 (4G2, 4GC) 3.0 TDI quattro	CRTF	09.14 - 09.18	2967	D	155 kW	127	182	
A6 C7 (4G2, 4GC) 3.0 TDI quattro	CVUA	09.14 - 09.18	2967	D	235 kW	127	182	
A6 C7 (4G2, 4GC) 3.0 TDI quattro	CVUB	09.14 - 09.18	2967	D	240 kW	127	182	
A6 C7 (4G2, 4GC) 3.0 TDI quattro	CZVA	09.14 - 09.18	2967	D	160 kW	127	182	
A6 C7 (4G2, 4GC) 3.0 TDI quattro	CZVC	09.14 - 09.18	2967	D	155 kW	127	184	
A6 C7 (4G2, 4GC) 3.0 TDI	CLAB	11.10 - 09.18	2967	D	150 kW	127	181	
A6 C7 (4G2, 4GC) 3.0 TDI	CTCB	09.14 - 09.18	2967	D	155 kW	127	182	
A6 C7 (4G2, 4GC) 3.0 TDI	CTCC	09.14 - 09.18	2967	D	160 kW	127	182	
A6 C7 (4G2, 4GC) 3.0 TDI	CZVB	09.14 - 09.18	2967	D	160 kW	127	185	
A6 C7 (4G2, 4GC) 3.0 TDI	CZVD	09.14 - 09.18	2967	D	155 kW	127	185	
A6 C7 (4G2, 4GC) 3.0 TFSI quattro	CCAA	11.10 - 08.15	2995	B	220 kW	131	211	
A6 C7 (4G2, 4GC) 3.0 TFSI quattro	CGWB	11.10 - 08.15	2995	B	220 kW	131	213	
A6 C7 (4G2, 4GC) 3.0 TFSI quattro	CGWD	03.11 - 09.18	2995	B	228 kW	131	213	
A6 C7 (4G2, 4GC) 3.0 TFSI quattro	CGXB	03.11 - 09.18	2995	B	228 kW	131	213	
A6 C7 (4G2, 4GC) 3.0 TFSI quattro	CREC	09.14 - 09.18	2995	B	245 kW	131	211	
A6 C7 (4G2, 4GC) 3.0 TFSI quattro	CREH	09.16 - 09.18	2995	B	250 kW	130	201	
A6 C7 (4G2, 4GC) 3.0 TFSI quattro	CTUA	03.11 - 09.18	2995	B	228 kW	131	213	
A6 C7 (4G2, 4GC) S6 quattro	CEUC	02.12 - 09.18	3993	B	309 kW	131	207	
A6 C7 (4G2, 4GC) S6 quattro	CTGE	10.14 - 09.18	3993	B	331 kW	131	207	
A6 C7 Avant (4G5, 4GD) 1.8 TFSI	CYGA	09.14 - 09.18	1798	B	140 kW	125	169	
A6 C7 Avant (4G5, 4GD) 2.0 TDI quattro	CNHA	04.15 - 09.18	1968	D	140 kW	114	110	
A6 C7 Avant (4G5, 4GD) 2.0 TDI quattro	DDDA	04.15 - 09.18	1968	D	140 kW	114	110	
A6 C7 Avant (4G5, 4GD) 2.0 TDI	CGLC	05.11 - 09.18	1968	D	130 kW	113	104	
A6 C7 Avant (4G5, 4GD) 2.0 TDI	CGLD	05.11 - 09.18	1968	D	120 kW	113	104	
A6 C7 Avant (4G5, 4GD) 2.0 TDI	CGLE	01.12 - 09.18	1968	D	100 kW	113	104	
A6 C7 Avant (4G5, 4GD) 2.0 TDI	CMGB	05.11 - 09.18	1968	D	130 kW	113	104	
A6 C7 Avant (4G5, 4GD) 2.0 TDI	CNHA	11.13 - 09.18	1968	D	140 kW	114	110	
A6 C7 Avant (4G5, 4GD) 2.0 TDI	CSUD	09.14 - 09.18	1968	D	110 kW	114	110	
A6 C7 Avant (4G5, 4GD) 2.0 TDI	CSUE	01.12 - 09.18	1968	D	100 kW	113	106	
A6 C7 Avant (4G5, 4GD) 2.0 TDI	CZJA	11.13 - 09.18	1968	D	140 kW	114	110	
A6 C7 Avant (4G5, 4GD) 2.0 TDI	DDCA	01.12 - 09.18	1968	D	100 kW	114	110	
A6 C7 Avant (4G5, 4GD) 2.0 TDI	DDCB	09.14 - 09.18	1968	D	110 kW	112	101	
A6 C7 Avant (4G5, 4GD) 2.0 TDI	DDDA	11.13 - 09.18	1968	D	140 kW	114	110	
A6 C7 Avant (4G5, 4GD) 2.0 TFSI quattro	CYPA	05.15 - 09.18	1984	B	185 kW	125	171	
A6 C7 Avant (4G5, 4GD) 2.0 TFSI quattro	CYPB	05.15 - 09.18	1984	B	183 kW	125	171	
A6 C7 Avant (4G5, 4GD) 2.0 TFSI	CDNB	06.11 - 09.18	1984	B	132 kW	122	154	
A6 C7 Avant (4G5, 4GD) 2.0 TFSI	CYNB	09.14 - 09.18	1984	B	185 kW	125	171	
A6 C7 Avant (4G5, 4GD) 2.0 TFSI	CYPA	09.14 - 09.18	1984	B	185 kW	125	171	
A6 C7 Avant (4G5, 4GD) 2.8 FSI quattro	CHVA	05.11 - 04.15	2773	B	150 kW	130	200	
A6 C7 Avant (4G5, 4GD) 2.8 FSI quattro	CVPA	09.14 - 09.18	2773	B	162 kW	130	206	
A6 C7 Avant (4G5, 4GD) 2.8 FSI	CHVA	05.11 - 04.15	2773	B	150 kW	130	200	
A6 C7 Avant (4G5, 4GD) 3.0 TDI quattro	CDUC	05.11 - 09.18	2967	D	180 kW	127	181	
A6 C7 Avant (4G5, 4GD) 3.0 TDI quattro	CDUD	05.11 - 09.18	2967	D	180 kW	127	181	
A6 C7 Avant (4G5, 4GD) 3.0 TDI quattro	CGQB	11.11 - 09.18	2967	D	230 kW	127	181	
A6 C7 Avant (4G5, 4GD) 3.0 TDI quattro	CKVB	05.11 - 09.18	2967	D	180 kW	127	181	
A6 C7 Avant (4G5, 4GD) 3.0 TDI quattro	CKVC	05.11 - 09.18	2967	D	180 kW	127	181	
A6 C7 Avant (4G5, 4GD) 3.0 TDI quattro	CLAA	05.11 - 09.18	2967	D	150 kW	127	181	
A6 C7 Avant (4G5, 4GD) 3.0 TDI quattro	CRTD	09.14 - 09.18	2967	D	200 kW	127	182	
A6 C7 Avant (4G5, 4GD) 3.0 TDI quattro	CRTE	09.14 - 09.18	2967	D	160 kW	127	182	
A6 C7 Avant (4G5, 4GD) 3.0 TDI quattro	CRTF	09.14 - 09.18	2967	D	155 kW	127	182	
A6 C7 Avant (4G5, 4GD) 3.0 TDI quattro	CVUA	09.14 - 09.18	2967	D	235 kW	127	182	
A6 C7 Avant (4G5, 4GD) 3.0 TDI quattro	CVUB	09.14 - 09.18	2967	D	240 kW	127	182	
A6 C7 Avant (4G5, 4GD) 3.0 TDI quattro	CZVA	09.14 - 09.18	2967	D	160 kW	127	182	
A6 C7 Avant (4G5, 4GD) 3.0 TDI quattro	CZVC	09.14 - 09.18	2967	D	155 kW	127	184	
A6 C7 Avant (4G5, 4GD) 3.0 TDI	CLAB	05.11 - 09.18	2967	D	150 kW	127	181	
A6 C7 Avant (4G5, 4GD) 3.0 TDI	CTCB	09.14 - 09.18	2967	D	155 kW	127	182	
A6 C7 Avant (4G5, 4GD) 3.0 TDI	CTCC	09.14 - 09.18	2967	D	160 kW	127	182	
A6 C7 Avant (4G5, 4GD) 3.0 TDI	CZVB	09.14 - 09.18	2967	D	160 kW	127	185	















A6 C7 Avant (4G5, 4GD) 3.0 TDI	CZVD	09.14 - 09.18	2967	D	155 kW	127	185
A6 C7 Avant (4G5, 4GD) 3.0 TFSI quattro	CGWB	05.11 - 12.14	2995	B	220 kW	131	213
A6 C7 Avant (4G5, 4GD) 3.0 TFSI quattro	CGWD	11.11 - 09.18	2995	B	228 kW	131	213
A6 C7 Avant (4G5, 4GD) 3.0 TFSI quattro	CREC	09.14 - 09.18	2995	B	245 kW	131	211
A6 C7 Avant (4G5, 4GD) RS6 performance quattro	CWUC	11.15 - 09.18	3993	B	445 kW	130	201
A6 C7 Avant (4G5, 4GD) RS6 quattro	CRDB	01.13 - 09.18	3993	B	412 kW	131	210
A6 C7 Avant (4G5, 4GD) RS6 quattro	CWUB	01.13 - 09.18	3993	B	412 kW	130	201
A6 C7 Avant (4G5, 4GD) S6 quattro	CEUC	02.12 - 09.18	3993	B	309 kW	131	207
A6 C7 Avant (4G5, 4GD) S6 quattro	CTGE	10.14 - 09.18	3993	B	331 kW	131	207
A6 C8 (4A2) 40 TDI Mild Hybrid quattro	DFBA	07.18	1968	D/E	150 kW	114	113
A6 C8 (4A2) 40 TDI Mild Hybrid	DFBA	07.18	1968	D	150 kW	114	113
A6 C8 (4A2) 40 TDI	DESA	02.19	1968	D	140 kW	114	110
A6 C8 (4A2) 40 TFSI Mild Hybrid	DKYA	02.19	1984	B	140 kW	125	170
A6 C8 (4A2) 40 TFSI Mild Hybrid	DLHC	02.19	1984	B	140 kW	124	168
A6 C8 (4A2) 40 TFSI	DMTC	09.20	1984	B	150 kW	124	168
A6 C8 (4A2) 45 TDI Mild Hybrid quattro	DDVE	07.18	2967	D	170 kW	127	184
A6 C8 (4A2) 45 TDI Mild Hybrid quattro	DDVF	07.18	2967	D	155 kW	127	187
A6 C8 (4A2) 45 TDI quattro	CVMD	07.19	2967	D	183 kW	127	182
A6 C8 (4A2) 45 TFSI Mild Hybrid quattro	DKNA	08.18	1984	B	180 kW	125	171
A6 C8 (4A2) 45 TFSI Mild Hybrid quattro	DLHA	08.18	1984	B	180 kW	125	171
A6 C8 (4A2) 45 TFSI Mild Hybrid quattro	DMTA	05.20	1984	B	195 kW	124	168
A6 C8 (4A2) 45 TFSI Mild Hybrid quattro	DPAA	05.20	1984	B	195 kW	124	168
A6 C8 (4A2) 45 TFSI Mild Hybrid	DKNA	08.18	1984	B	180 kW	125	171
A6 C8 (4A2) 45 TFSI Mild Hybrid	DLHA	08.18	1984	B	180 kW	125	171
A6 C8 (4A2) 45 TFSI Mild Hybrid	DMTA	05.20	1984	B	195 kW	124	168
A6 C8 (4A2) 45 TFSI Mild Hybrid	DPAA	05.20	1984	B	195 kW	124	168
A6 C8 (4A2) 45 TFSI quattro	DLHB	11.19	1984	B	185 kW	125	171
A6 C8 (4A2) 45 TFSI	DLHB	11.19	1984	B	185 kW	125	171
A6 C8 (4A2) 50 TDI Mild Hybrid quattro	DDVB	02.18	2967	D	210 kW	127	184
A6 C8 (4A2) 50 TFSI e quattro	DLGA	11.19	1984	B/E	185 kW	124	168
A6 C8 (4A2) 50 TFSI e quattro	DRYA	02.21	1984	B/E	105 kW	94	1
A6 C8 (4A2) 55 TFSI e quattro	DLGA	11.19	1984	E	270 kW	124	168
A6 C8 (4A2) 55 TFSI Mild Hybrid quattro	DLZA	02.18	2995	B	250 kW	130	201
A6 C8 (4A2) 55 TFSI e quattro	DRYA	02.21	1984	B/E	105 kW	94	1
A6 C8 (4A2) S6 TDI Mild Hybrid quattro	DEWA	03.19	2967	D	257 kW	127	187
A6 C8 (4A2) S6 TFSI Mild Hybrid quattro	DKMB	01.20	2894	B	331 kW	130	201
A6 C8 Avant (4A5) 40 TDI Mild Hybrid quattro	DFBA	07.18	1968	D	150 kW	114	113
A6 C8 Avant (4A5) 40 TDI Mild Hybrid	DFBA	05.18	1968	D	150 kW	114	113
A6 C8 Avant (4A5) 40 TDI	DESA	02.19	1968	D	140 kW	114	110
A6 C8 Avant (4A5) 40 TFSI 12V	DKYA	04.20	1984	B	140 kW	125	170
A6 C8 Avant (4A5) 40 TFSI 12V	DLHC	04.20	1984	B	140 kW	124	168
A6 C8 Avant (4A5) 40 TFSI Mild Hybrid	DKYA	02.19	1984	B	140 kW	125	170
A6 C8 Avant (4A5) 40 TFSI	DMTC	09.20	1984	B	150 kW	124	168
A6 C8 Avant (4A5) 45 TDI Mild Hybrid quattro	DDVE	05.18	2967	D	170 kW	127	184
A6 C8 Avant (4A5) 45 TDI Mild Hybrid quattro	DDVF	07.18	2967	D/E	155 kW	127	187
A6 C8 Avant (4A5) 45 TDI quattro	CVMD	07.19	2967	D	183 kW	127	182
A6 C8 Avant (4A5) 45 TFSI Mild Hybrid quattro	DKNA	08.18	1984	B	180 kW	125	171
A6 C8 Avant (4A5) 45 TFSI Mild Hybrid quattro	DLHA	08.18	1984	B	180 kW	125	171
A6 C8 Avant (4A5) 45 TFSI Mild Hybrid quattro	DMTA	05.20	1984	B	195 kW	124	168
A6 C8 Avant (4A5) 45 TFSI Mild Hybrid	DKNA	08.18	1984	B	180 kW	125	171
A6 C8 Avant (4A5) 45 TFSI Mild Hybrid	DLHA	08.18	1984	B	180 kW	125	171
A6 C8 Avant (4A5) 45 TFSI Mild Hybrid	DMTA	05.20	1984	B	195 kW	124	168
A6 C8 Avant (4A5) 45 TFSI quattro	DMTA	10.22	1984	B	195 kW	124	168
A6 C8 Avant (4A5) 45 TFSI	DLHA	04.20	1984	B	180 kW	125	171
A6 C8 Avant (4A5) 50 TDI Mild Hybrid quattro	DDVB	05.18	2967	D	210 kW	127	184
A6 C8 Avant (4A5) 50 TFSI e quattro	DRYA	02.21	1984	B/E	105 kW	94	1
A6 C8 Avant (4A5) 55 TFSI Mild Hybrid quattro	DLZA	05.18	2995	B	250 kW	130	201
A6 C8 Avant (4A5) 55 TFSI e quattro	DLGA	04.20	1984	E	185 kW	124	168
A6 C8 Avant (4A5) 55 TFSI e quattro	DRYA	02.21	1984	E	270 kW	94	1
A6 C8 Avant (4A5) RS6 Mild Hybrid quattro	DJPB	09.19 - 10.23	3996	B	441 kW	132	216
A6 C8 Avant (4A5) RS6 Mild Hybrid quattro	DWLA	09.19 - 10.23	3996	B	441 kW	132	216
A6 C8 Avant (4A5) RS6 Mild Hybrid quattro	DYGA	01.23 - 10.23	3996	B/E	463 kW	132	216



			<b>ccm</b>		<b>kW</b>		<b>1</b> POS
A6 C8 Avant (4A5) RS6 Mild Hybrid quattro	DYGB	09.19 - 10.23	3669	B	441 kW	132	216
A6 C8 Avant (4A5) S6 TDI Mild Hybrid quattro	DEWA	03.19	2967	D	257 kW	127	187
A6 C8 Avant (4A5) S6 TFSI Mild Hybrid quattro	DKMB	01.20	2894	B/E	331 kW	130	201
A7 Sportback (4GA, 4GF) 1.8 TFSI	CYGA	04.15 - 05.18	1798	B	140 kW	125	169
A7 Sportback (4GA, 4GF) 2.0 TFSI quattro	CYNB	05.15 - 05.18	1984	B	185 kW	125	171
A7 Sportback (4GA, 4GF) 2.0 TFSI quattro	CYPA	05.15 - 05.18	1984	B	185 kW	125	171
A7 Sportback (4GA, 4GF) 2.0 TFSI quattro	CYPB	05.15 - 05.18	1984	B	183 kW	125	171
A7 Sportback (4GA, 4GF) 2.0 TFSI	CYPA	09.14 - 05.18	1984	B	185 kW	125	171
A7 Sportback (4GA, 4GF) 2.5 FSI	CLXB	09.12 - 03.15	2498	B	150 kW	106	69
A7 Sportback (4GA, 4GF) 2.8 FSI quattro	CHVA	10.10 - 03.15	2773	B	150 kW	130	200
A7 Sportback (4GA, 4GF) 2.8 FSI quattro	CNYA	10.10 - 03.15	2773	B	150 kW	130	200
A7 Sportback (4GA, 4GF) 2.8 FSI quattro	CVPA	09.14 - 05.18	2773	B	162 kW	130	206
A7 Sportback (4GA, 4GF) 2.8 FSI	CHVA	02.11 - 03.15	2773	B	150 kW	130	200
A7 Sportback (4GA, 4GF) 3.0 TDI quattro	CDUC	10.10 - 06.16	2967	D	180 kW	127	181
A7 Sportback (4GA, 4GF) 3.0 TDI quattro	CDUD	10.10 - 06.16	2967	D	180 kW	127	181
A7 Sportback (4GA, 4GF) 3.0 TDI quattro	CGQB	11.11 - 03.15	2967	D	230 kW	127	181
A7 Sportback (4GA, 4GF) 3.0 TDI quattro	CKVB	10.10 - 06.16	2967	D	180 kW	127	181
A7 Sportback (4GA, 4GF) 3.0 TDI quattro	CKVC	10.10 - 06.16	2967	D	180 kW	127	181
A7 Sportback (4GA, 4GF) 3.0 TDI quattro	CLAA	12.10 - 03.15	2967	D	150 kW	127	181
A7 Sportback (4GA, 4GF) 3.0 TDI quattro	CPNB	11.11 - 06.17	2967	D	176 kW	127	181
A7 Sportback (4GA, 4GF) 3.0 TDI quattro	CRTD	05.14 - 05.18	2967	D	200 kW	127	182
A7 Sportback (4GA, 4GF) 3.0 TDI quattro	CRTE	07.14 - 05.18	2967	D	160 kW	127	182
A7 Sportback (4GA, 4GF) 3.0 TDI quattro	CRTF	07.14 - 05.18	2967	D	155 kW	127	182
A7 Sportback (4GA, 4GF) 3.0 TDI quattro	CTCB	07.14 - 05.18	2967	D	155 kW	127	182
A7 Sportback (4GA, 4GF) 3.0 TDI quattro	CVUA	05.14 - 05.18	2967	D	235 kW	127	182
A7 Sportback (4GA, 4GF) 3.0 TDI quattro	CVUB	09.14 - 05.18	2967	D	240 kW	127	182
A7 Sportback (4GA, 4GF) 3.0 TDI quattro	CZVA	07.14 - 05.18	2967	D	160 kW	127	182
A7 Sportback (4GA, 4GF) 3.0 TDI quattro	CZVC	07.14 - 05.18	2967	D	155 kW	127	184
A7 Sportback (4GA, 4GF) 3.0 TDI quattro	CZVD	07.14 - 05.18	2967	D	155 kW	127	185
A7 Sportback (4GA, 4GF) 3.0 TDI quattro	CZVE	11.15 - 05.18	2967	D	140 kW	127	187
A7 Sportback (4GA, 4GF) 3.0 TDI quattro	CZVF	11.15 - 05.18	2967	D	140 kW	127	187
A7 Sportback (4GA, 4GF) 3.0 TDI	CLAB	11.10 - 03.15	2967	D	150 kW	127	181
A7 Sportback (4GA, 4GF) 3.0 TDI	CTCB	11.15 - 05.18	2967	D	155 kW	127	182
A7 Sportback (4GA, 4GF) 3.0 TDI	CTCC	07.14 - 05.18	2967	D	160 kW	127	182
A7 Sportback (4GA, 4GF) 3.0 TDI	CZVB	07.14 - 05.18	2967	D	160 kW	127	185
A7 Sportback (4GA, 4GF) 3.0 TDI	CZVC	11.15 - 05.18	2967	D	155 kW	127	184
A7 Sportback (4GA, 4GF) 3.0 TDI	CZVD	11.15 - 05.18	2967	D	155 kW	127	185
A7 Sportback (4GA, 4GF) 3.0 TDI	CZVE	11.15 - 05.18	2967	D	140 kW	127	187
A7 Sportback (4GA, 4GF) 3.0 TFSI QUATTRO	CREH	05.16 - 05.18	2995	B	250 kW	130	201
A7 Sportback (4GA, 4GF) 3.0 TFSI quattro	CGWB	10.10 - 05.12	2995	B	220 kW	131	213
A7 Sportback (4GA, 4GF) 3.0 TFSI quattro	CGWD	01.11 - 03.15	2995	B	228 kW	131	213
A7 Sportback (4GA, 4GF) 3.0 TFSI quattro	CGXB	01.11 - 03.15	2995	B	228 kW	131	213
A7 Sportback (4GA, 4GF) 3.0 TFSI quattro	CHMA	10.10 - 05.12	2995	B	220 kW	131	208
A7 Sportback (4GA, 4GF) 3.0 TFSI quattro	CREC	05.14 - 05.18	2995	B	245 kW	131	211
A7 Sportback (4GA, 4GF) 3.0 TFSI quattro	CTTA	01.11 - 03.15	2995	B	228 kW	131	213
A7 Sportback (4GA, 4GF) 3.0 TFSI quattro	CTUA	01.11 - 03.15	2995	B	228 kW	131	213
A7 Sportback (4GA, 4GF) RS7 performance quattro	CWUC	11.15 - 04.18	3993	B	445 kW	130	201
A7 Sportback (4GA, 4GF) RS7 quattro	CRDB	04.13 - 05.18	3993	B	412 kW	131	210
A7 Sportback (4GA, 4GF) RS7 quattro	CWUB	04.13 - 05.18	3993	B	412 kW	130	201
A7 Sportback (4GA, 4GF) S7 quattro	CEUC	02.12 - 03.15	3993	B	309 kW	131	207
A7 Sportback (4GA, 4GF) S7 quattro	CTGE	04.13 - 05.18	3993	B	331 kW	131	207
A7 Sportback (4KA) 40 TDI Mild Hybrid quattro	DFBA	09.18	1968	D	150 kW	114	113
A7 Sportback (4KA) 40 TDI Mild Hybrid	DFBA	09.18	1968	D	150 kW	114	113
A7 Sportback (4KA) 40 TFSI Mild Hybrid	DLHC	08.20	1984	B	140 kW	124	168
A7 Sportback (4KA) 40 TFSI Mild Hybrid	DMTC	08.20	1984	B/E	150 kW	124	168
A7 Sportback (4KA) 40 TFSI	DKYA	11.19	1984	B	140 kW	125	170
A7 Sportback (4KA) 45 TDI Mild Hybrid quattro	DDVE	06.18	2967	D	170 kW	127	184
A7 Sportback (4KA) 45 TDI Mild Hybrid quattro	DDVF	04.18	2967	D	155 kW	127	187
A7 Sportback (4KA) 45 TFSI Mild Hybrid quattro	DMTA	05.20	1984	B	195 kW	124	168
A7 Sportback (4KA) 45 TFSI Mild Hybrid	DKNA	07.18	1984	B	180 kW	125	171
A7 Sportback (4KA) 45 TFSI Mild Hybrid	DLHA	07.18	1984	B	180 kW	125	171
A7 Sportback (4KA) 45 TFSI Mild Hybrid	DMTA	05.20	1984	B	195 kW	124	168








							
A7 Sportback (4KA) 45 TFSI Mild hybrid quattro	DKNA	07.18	1984	B	180 kW	125	171
A7 Sportback (4KA) 45 TFSI Mild hybrid quattro	DLHA	07.18	1984	B	180 kW	125	171
A7 Sportback (4KA) 45 TFSI	DLHA	11.19	1984	B	180 kW	125	171
A7 Sportback (4KA) 50 TDI Mild Hybrid quattro	DDVB	10.17	2967	D	210 kW	127	184
A7 Sportback (4KA) 50 TFSI e quattro	DLGA	11.19	1984	B/E	220 kW	124	168
A7 Sportback (4KA) 50 TFSI e quattro	DRYA	07.21	1984	E	195 kW	94	1
A7 Sportback (4KA) 55 TFSI Mild Hybrid quattro	DLZA	10.17	2995	B	250 kW	130	201
A7 Sportback (4KA) 55 TFSI e quattro	DLGA	07.19	1984	E	270 kW	124	168
A7 Sportback (4KA) 55 TFSI e quattro	DRYA	07.19	1984	E	270 kW	94	1
A7 Sportback (4KA) 55 TFSI e quattro	DRYA	02.21	1984	B	105 kW	94	1
A7 Sportback (4KA) RS7 Mild Hybrid quattro	DJPB	10.19	3996	B	441 kW	132	216
A7 Sportback (4KA) RS7 Mild Hybrid quattro	DWLA	10.19	3996	B	441 kW	132	216
A7 Sportback (4KA) RS7 Mild Hybrid quattro	DYGA	01.23	3996	B	463 kW	132	216
A7 Sportback (4KA) RS7 Mild Hybrid quattro	DYGB	10.19	3669	B	441 kW	132	216
A7 Sportback (4KA) S7 TDI Mild Hybrid quattro	DEWA	03.19	2967	D	257 kW	127	187
A7 Sportback (4KA) S7 TFSI Mild Hybrid quattro	DKMB	01.20	2894	B	331 kW	130	201
A7 Sportback (4KA) S7 TFSI quattro	DKMB	07.19	2894	B	331 kW	130	201
A8 D2 (4D2, 4D8) 2.5 TDI quattro	AFB	07.97 - 04.00	2496	D	110 kW	99	30
A8 D2 (4D2, 4D8) 2.5 TDI quattro	AKE	09.00 - 09.02	2496	D	132 kW	99	30
A8 D2 (4D2, 4D8) 2.5 TDI quattro	AKN	07.97 - 04.00	2496	D	110 kW	99	30
A8 D2 (4D2, 4D8) 2.5 TDI	AFB	01.97 - 04.00	2496	D	110 kW	99	30
A8 D2 (4D2, 4D8) 2.5 TDI	AKE	09.00 - 09.02	2496	D	132 kW	99	30
A8 D2 (4D2, 4D8) 2.5 TDI	AKN	01.97 - 04.00	2496	D	110 kW	99	30
A8 D2 (4D2, 4D8) 2.8 quattro	AAH	03.94 - 03.96	2771	B	128 kW	120	143
A8 D2 (4D2, 4D8) 2.8 quattro	ACK	04.96 - 12.03	2771	B	142 kW	122	149
A8 D2 (4D2, 4D8) 2.8 quattro	AEJ	07.95 - 03.96	2771	B	120 kW	120	143
A8 D2 (4D2, 4D8) 2.8 quattro	ALG	04.96 - 12.03	2771	B	142 kW	122	149
A8 D2 (4D2, 4D8) 2.8 quattro	AMX	04.96 - 12.03	2771	B	142 kW	122	149
A8 D2 (4D2, 4D8) 2.8 quattro	APR	04.96 - 12.03	2771	B	142 kW	122	149
A8 D2 (4D2, 4D8) 2.8 quattro	AQD	04.96 - 12.03	2771	B	142 kW	122	149
A8 D2 (4D2, 4D8) 2.8	AAH	03.94 - 12.96	2771	B	128 kW	120	143
A8 D2 (4D2, 4D8) 2.8	ACK	04.96 - 09.02	2771	B	142 kW	122	149
A8 D2 (4D2, 4D8) 2.8	AEJ	07.95 - 03.96	2771	B	120 kW	120	143
A8 D2 (4D2, 4D8) 2.8	ALG	04.96 - 09.02	2771	B	142 kW	122	149
A8 D2 (4D2, 4D8) 2.8	AMX	04.96 - 09.02	2771	B	142 kW	122	149
A8 D2 (4D2, 4D8) 2.8	APR	04.96 - 09.02	2771	B	142 kW	122	149
A8 D2 (4D2, 4D8) 2.8	AQD	04.96 - 09.02	2771	B	142 kW	122	149
A8 D2 (4D2, 4D8) 3.3 TDI quattro	AKF	06.00 - 09.02	3328	D	165 kW	99	28
A8 D2 (4D2, 4D8) 3.7 quattro	AEW	07.95 - 11.98	3697	B	169 kW	129	196
A8 D2 (4D2, 4D8) 3.7 quattro	AKC	11.98 - 09.02	3697	B	191 kW	130	201
A8 D2 (4D2, 4D8) 3.7 quattro	AKJ	07.95 - 11.98	3697	B	169 kW	129	196
A8 D2 (4D2, 4D8) 3.7 quattro	AQG	11.98 - 09.02	3697	B	191 kW	129	199
A8 D2 (4D2, 4D8) 3.7	AEW	07.95 - 12.98	3697	B	169 kW	129	196
A8 D2 (4D2, 4D8) 3.7	AKC	11.98 - 09.02	3697	B	191 kW	130	201
A8 D2 (4D2, 4D8) 3.7	AQG	11.98 - 09.02	3697	B	191 kW	129	199
A8 D2 (4D2, 4D8) 4.2 40V quattro	AUX	09.99 - 12.02	4172	B	224 kW	130	201
A8 D2 (4D2, 4D8) 4.2 quattro	ABZ	03.94 - 11.00	4172	B	220 kW	128	193
A8 D2 (4D2, 4D8) 4.2 quattro	AEM	03.94 - 07.96	4172	B	180 kW	129	195
A8 D2 (4D2, 4D8) 4.2 quattro	AGH	07.95 - 09.98	4172	B	210 kW	129	195
A8 D2 (4D2, 4D8) 4.2 quattro	AKB	10.98 - 12.05	4172	B	228 kW	130	201
A8 D2 (4D2, 4D8) 4.2 quattro	AKB	01.00 - 12.02	4172	B	231 kW	130	201
A8 D2 (4D2, 4D8) 4.2 quattro	AKG	03.94 - 11.00	4172	B	220 kW	129	198
A8 D2 (4D2, 4D8) 4.2 quattro	AQF	10.98 - 12.05	4172	B	228 kW	129	199
A8 D2 (4D2, 4D8) 4.2 quattro	ARU	02.99 - 04.00	4172	B	175 kW	130	201
A8 D2 (4D2, 4D8) 4.2 quattro	AUW	10.98 - 12.05	4172	B	228 kW	130	201
A8 D2 (4D2, 4D8) 4.2 quattro	AUX	10.98 - 12.05	4172	B	228 kW	130	201
A8 D2 (4D2, 4D8) 6.0 W12 quattro	AZC	01.01 - 09.02	5998	B	309 kW	128	188
A8 D2 (4D2, 4D8) S8 quattro	AHC	07.96 - 06.99	4172	B	250 kW	129	197
A8 D2 (4D2, 4D8) S8 quattro	AKH	07.96 - 06.99	4172	B	250 kW	129	197
A8 D2 (4D2, 4D8) S8 quattro	AQH	06.99 - 12.03	4172	B	265 kW	130	201
A8 D2 (4D2, 4D8) S8 quattro	AVP	06.99 - 12.03	4172	B	265 kW	130	201
A8 D2 (4D2, 4D8) S8 quattro	AYS	06.99 - 12.03	4172	B	265 kW	130	201

			<b>ccm</b>		<b>kw</b>		<b>1 POS</b>
A8 D2 (4D2, 4D8) S8 quattro	BCS	06.99 - 12.03	4172	B	265 kW	130	201
A8 D3 (4E2, 4E8) 2.8 FSI	BDX	08.07 - 07.10	2773	B	154 kW	130	206
A8 D3 (4E2, 4E8) 2.8 FSI	CJBA	01.09 - 07.10	2773	B	170 kW	130	206
A8 D3 (4E2, 4E8) 3.0 TDI quattro	ASB	08.03 - 07.10	2967	D	171 kW	126	178
A8 D3 (4E2, 4E8) 3.0 TDI quattro	BNG	11.03 - 07.10	2967	D	155 kW	126	180
A8 D3 (4E2, 4E8) 3.0 quattro	ASN	07.03 - 05.05	2976	B	162 kW	122	149
A8 D3 (4E2, 4E8) 3.0 quattro	BBJ	11.03 - 05.04	2976	B	160 kW	122	149
A8 D3 (4E2, 4E8) 3.0	ASN	07.03 - 05.05	2976	B	162 kW	122	149
A8 D3 (4E2, 4E8) 3.0	BBJ	07.03 - 05.06	2976	B	160 kW	122	149
A8 D3 (4E2, 4E8) 3.2 FSI quattro	BPK	06.05 - 07.10	3123	B	191 kW	130	206
A8 D3 (4E2, 4E8) 3.2 FSI	BPK	06.05 - 07.10	3123	B	191 kW	130	206
A8 D3 (4E2, 4E8) 3.7 quattro	BFL	10.02 - 05.06	3697	B	206 kW	130	201
A8 D3 (4E2, 4E8) 4.0 TDI quattro	ASE	05.03 - 07.05	3936	D	202 kW	113	107
A8 D3 (4E2, 4E8) 4.2 FSI quattro	BVJ	06.06 - 07.10	4163	B	257 kW	130	203
A8 D3 (4E2, 4E8) 4.2 TDI quattro	BMC	01.05 - 06.05	4134	D	235 kW	126	177
A8 D3 (4E2, 4E8) 4.2 TDI quattro	BVN	07.05 - 07.10	4134	D	240 kW	126	180
A8 D3 (4E2, 4E8) 4.2 quattro	AUX	10.02 - 12.03	4172	B	224 kW	130	201
A8 D3 (4E2, 4E8) 4.2 quattro	BFM	10.02 - 07.10	4172	B	246 kW	130	201
A8 D3 (4E2, 4E8) 4.2 quattro	BGK	10.02 - 07.10	4172	B	246 kW	130	201
A8 D3 (4E2, 4E8) 6.0 W12 quattro	BHT	12.03 - 12.10	5998	B	331 kW	128	190
A8 D3 (4E2, 4E8) 6.0 W12 quattro	BSB	12.03 - 12.10	5998	B	331 kW	128	190
A8 D3 (4E2, 4E8) 6.0 W12 quattro	BTE	12.03 - 12.10	5998	B	331 kW	128	190
A8 D3 (4E2, 4E8) S 8 quattro	AYS	09.03 - 12.04	4172	B	268 kW	130	201
A8 D3 (4E2, 4E8) S8 quattro	BSM	06.06 - 07.10	5204	B	331 kW	130	201
A8 D3 (4E2, 4E8) S8 quattro	BSM	09.06 - 07.10	5204	B	324 kW	130	201
A8 D4 (4H2, 4H8, 4HC, 4HL) 2.0 TFSI hybrid	CHJA	02.12 - 11.15	1984	B/E	180 kW	122	154
A8 D4 (4H2, 4H8, 4HC, 4HL) 2.0 TFSI quattro	CYPA	09.16 - 01.18	1984	B	185 kW	125	171
A8 D4 (4H2, 4H8, 4HC, 4HL) 2.5 TFSI	CPAA	07.12 - 06.16	2498	B	150 kW	106	70
A8 D4 (4H2, 4H8, 4HC, 4HL) 2.5 TFSI	CVBA	07.12 - 06.16	2498	B	150 kW	106	70
A8 D4 (4H2, 4H8, 4HC, 4HL) 3.0 TDI quattro	CDTA	07.10 - 01.18	2967	D	184 kW	127	181
A8 D4 (4H2, 4H8, 4HC, 4HL) 3.0 TDI quattro	CDTB	08.10 - 11.15	2967	D	155 kW	127	181
A8 D4 (4H2, 4H8, 4HC, 4HL) 3.0 TDI quattro	CDTC	07.10 - 01.18	2967	D	184 kW	127	181
A8 D4 (4H2, 4H8, 4HC, 4HL) 3.0 TDI quattro	CMHA	07.10 - 01.18	2967	D	184 kW	127	181
A8 D4 (4H2, 4H8, 4HC, 4HL) 3.0 TDI quattro	CPNA	11.12 - 06.16	2967	D	176 kW	127	181
A8 D4 (4H2, 4H8, 4HC, 4HL) 3.0 TDI quattro	CPNB	11.12 - 06.16	2967	D	176 kW	127	181
A8 D4 (4H2, 4H8, 4HC, 4HL) 3.0 TDI quattro	CTBA	10.13 - 01.18	2967	D	190 kW	127	183
A8 D4 (4H2, 4H8, 4HC, 4HL) 3.0 TDI quattro	CTBB	08.10 - 11.15	2967	D	155 kW	127	184
A8 D4 (4H2, 4H8, 4HC, 4HL) 3.0 TDI quattro	CTBD	05.15 - 01.18	2967	D	193 kW	127	182
A8 D4 (4H2, 4H8, 4HC, 4HL) 3.0 TDI	CLAB	09.11 - 09.13	2967	D	150 kW	127	181
A8 D4 (4H2, 4H8, 4HC, 4HL) 3.0 TFSI quattro	CGWA	07.10 - 01.18	2995	B	213 kW	130	201
A8 D4 (4H2, 4H8, 4HC, 4HL) 3.0 TFSI quattro	CGWD	11.11 - 01.18	2995	B	228 kW	131	213
A8 D4 (4H2, 4H8, 4HC, 4HL) 3.0 TFSI quattro	CGXA	07.10 - 01.18	2995	B	213 kW	130	201
A8 D4 (4H2, 4H8, 4HC, 4HL) 3.0 TFSI quattro	CGXC	06.10 - 01.18	2995	B	245 kW	131	211
A8 D4 (4H2, 4H8, 4HC, 4HL) 3.0 TFSI quattro	CMDA	06.10 - 01.18	2995	B	245 kW	130	201
A8 D4 (4H2, 4H8, 4HC, 4HL) 3.0 TFSI quattro	CREA	11.11 - 01.18	2995	B	228 kW	130	201
A8 D4 (4H2, 4H8, 4HC, 4HL) 3.0 TFSI quattro	CREC	06.10 - 01.18	2995	B	245 kW	131	211
A8 D4 (4H2, 4H8, 4HC, 4HL) 3.0 TFSI quattro	CREG	07.10 - 01.18	2995	B	213 kW	130	201
A8 D4 (4H2, 4H8, 4HC, 4HL) 3.0 TFSI quattro	CTDA	06.10 - 01.18	2995	B	245 kW	130	201
A8 D4 (4H2, 4H8, 4HC, 4HL) 3.0 TFSI quattro	CTUB	06.10 - 01.18	2995	B	245 kW	131	211
A8 D4 (4H2, 4H8, 4HC, 4HL) 4.0 TFSI quattro	CEUA	03.12 - 12.14	3993	B	309 kW	131	210
A8 D4 (4H2, 4H8, 4HC, 4HL) 4.0 TFSI quattro	CTGA	10.13 - 12.15	3993	B	320 kW	131	210
A8 D4 (4H2, 4H8, 4HC, 4HL) 4.0 TFSI quattro	CTGF	07.15 - 01.18	3993	B	331 kW	131	210
A8 D4 (4H2, 4H8, 4HC, 4HL) 4.2 FSI quattro	CDRA	11.09 - 12.15	4163	B	273 kW	130	204
A8 D4 (4H2, 4H8, 4HC, 4HL) 4.2 TDI quattro	CDSB	11.09 - 04.14	4134	D	258 kW	126	180
A8 D4 (4H2, 4H8, 4HC, 4HL) 4.2 TDI quattro	CTEC	10.13 - 01.18	4134	D	283 kW	126	178
A8 D4 (4H2, 4H8, 4HC, 4HL) 6.3 W12 quattro	CEJA	01.11 - 01.18	6299	B	368 kW	132	216
A8 D4 (4H2, 4H8, 4HC, 4HL) 6.3 W12 quattro	CTNA	01.11 - 01.18	6299	B	368 kW	132	216
A8 D4 (4H2, 4H8, 4HC, 4HL) S8 plus quattro	DDTA	11.15 - 01.18	3993	B	445 kW	130	201
A8 D4 (4H2, 4H8, 4HC, 4HL) S8 quattro	CGTA	04.12 - 01.18	3993	B	382 kW	131	210
A8 D4 (4H2, 4H8, 4HC, 4HL) S8 quattro	CGTA	01.13 - 04.14	3993	B	388 kW	131	210
A8 D4 (4H2, 4H8, 4HC, 4HL) S8 quattro	CTFA	04.12 - 01.18	3993	B	382 kW	131	210
A8 D5 (4N2, 4N8, 4NC, 4NL) 45 TDI quattro (4N2, 4N8)	CVMD	01.19	2967	D	183 kW	127	182










A8 D5 (4N2, 4N8, 4NC, 4NL) 50 TDI Mild Hybrid quattro	DDVC	06.17	2967	D	210 kW	127	184
A8 D5 (4N2, 4N8, 4NC, 4NL) 50 TFSI Mild Hybrid quattro (4N8)	CZSA	07.18	2995	B	210 kW	130	201
A8 D5 (4N2, 4N8, 4NC, 4NL) 55 TFSI Mild Hybrid quattro	CZSE	06.17	2995	B	250 kW	130	201
A8 D5 (4N2, 4N8, 4NC, 4NL) 60 TDI Mild Hybrid quattro	CVXB	11.19	3956	D	320 kW	127	187
A8 D5 (4N2, 4N8, 4NC, 4NL) 60 TFSI Mild Hybrid quattro	CXYA	05.18	3996	B	338 kW	132	216
A8 D5 (4N2, 4N8, 4NC, 4NL) 60 TFSI e quattro	CZSE	10.19	2995	E	330 kW	130	201
A8 D5 (4N2, 4N8, 4NC, 4NL) 60 TFSI e quattro	CZSE	11.21	2995	B	250 kW	130	201
A8 D5 (4N2, 4N8, 4NC, 4NL) S8 Mild Hybrid quattro	CWWB	02.19	3996	B	420 kW	132	216
ALLROAD C5 (4BH) 2.5 TDI quattro	AKE	05.00 - 08.05	2496	D	132 kW	99	30
ALLROAD C5 (4BH) 2.5 TDI quattro	BAU	05.00 - 08.05	2496	D	132 kW	99	29
ALLROAD C5 (4BH) 2.5 TDI quattro	BCZ	05.03 - 08.05	2496	D	120 kW	99	29
ALLROAD C5 (4BH) 2.7 T quattro	ARE	05.00 - 08.05	2671	B	184 kW	109	83
ALLROAD C5 (4BH) 2.7 T quattro	BES	05.00 - 08.05	2671	B	184 kW	109	83
ALLROAD C5 (4BH) 2.7 quattro	APB	09.00 - 08.05	2671	B	187 kW	109	84
ALLROAD C5 (4BH) 2.7 quattro	BEL	09.00 - 08.05	2671	B	187 kW	109	84
ALLROAD C5 (4BH) 4.2 V8 quattro	BAS	07.02 - 08.05	4163	B	220 kW	130	201
CABRIOLET B3 (8G7) 1.8	ADR	01.97 - 08.00	1781	B	92 kW	108	80
CABRIOLET B3 (8G7) 1.9 TDI	1Z	06.95 - 08.00	1896	D	66 kW	100	35
CABRIOLET B3 (8G7) 1.9 TDI	AHU	06.95 - 08.00	1896	D	66 kW	101	38
CABRIOLET B3 (8G7) 2.0 16V	ACE	06.95 - 07.96	1984	B	103 kW	121	145
CABRIOLET B3 (8G7) 2.0 E	ABK	01.93 - 07.98	1984	B	85 kW	120	143
CABRIOLET B3 (8G7) 2.3 E	NG	05.91 - 07.94	2309	B	98 kW	125	174
CABRIOLET B3 (8G7) 2.6	ABC	06.93 - 08.00	2598	B	110 kW	120	143
CABRIOLET B3 (8G7) 2.8	AAH	11.92 - 08.00	2771	B	128 kW	120	143
CABRIOLET B3 (8G7) 2.8	AFC	11.92 - 08.00	2771	B	128 kW	121	146
COUPE B2 (81, 855, 856) 1.6	YN	07.80 - 08.81	1588	B	55 kW	104	60
COUPE B2 (81, 855, 856) 1.8 GT quattro	DZ	12.84 - 10.88	1781	B	82 kW	116	121
COUPE B2 (81, 855, 856) 1.8 GT	DS	09.82 - 10.88	1781	B	66 kW	115	118
COUPE B2 (81, 855, 856) 1.8 GT	DZ	08.86 - 10.88	1781	B	82 kW	116	121
COUPE B2 (81, 855, 856) 1.8 GT	JN	09.82 - 10.88	1781	B	66 kW	116	121
COUPE B2 (81, 855, 856) 1.8 GT	JN	01.85 - 07.88	1781	B	68 kW	116	121
COUPE B2 (81, 855, 856) 1.8 GT	JV	09.82 - 10.88	1781	B	66 kW	115	118
COUPE B2 (81, 855, 856) 1.8 GT	PV	08.86 - 10.87	1781	B	79 kW	119	136
COUPE B2 (81, 855, 856) 1.8 GT	SF	04.86 - 10.88	1781	B	65 kW	107	74
COUPE B2 (81, 855, 856) 1.8	DD	08.81 - 07.83	1781	B	55 kW	113	109
COUPE B2 (81, 855, 856) 1.9	WN	08.80 - 07.83	1921	B	85 kW	105	61
COUPE B2 (81, 855, 856) 2.0	HP	09.83 - 07.86	1994	B	85 kW	116	122
COUPE B2 (81, 855, 856) 2.0	JS	09.83 - 07.86	1994	B	85 kW	116	122
COUPE B2 (81, 855, 856) 2.0	SK	03.86 - 04.88	1994	B	83 kW	117	128
COUPE B2 (81, 855, 856) 2.1 GT	KE	09.82 - 10.87	2144	B	96 kW	105	61
COUPE B2 (81, 855, 856) 2.1 GT	KL	09.82 - 10.87	2144	B	96 kW	104	57
COUPE B2 (81, 855, 856) 2.1 GT	WE	01.81 - 07.83	2144	B	79 kW	104	60
COUPE B2 (81, 855, 856) 2.2 GT	HY	09.84 - 10.88	2226	B	100 kW	116	123
COUPE B2 (81, 855, 856) 2.2 GT	KV	09.84 - 10.88	2226	B	100 kW	117	126
COUPE B2 (81, 855, 856) 2.2 GT	KX	07.81 - 10.87	2226	B	85 kW	117	127
COUPE B2 (81, 855, 856) 2.2 GT	KX	01.84 - 01.87	2226	B	88 kW	117	127
COUPE B2 (81, 855, 856) 2.2 quattro	JT	08.85 - 10.88	2226	B	88 kW	117	128
COUPE B2 (81, 855, 856) 2.2 quattro	KV	10.84 - 10.88	2226	B	100 kW	117	126
COUPE B2 (81, 855, 856) 2.3 quattro	NG	01.87 - 12.87	2309	B	98 kW	125	174
COUPE B2 (81, 855, 856) 2.3	NG	08.86 - 07.87	2309	B	98 kW	125	174
COUPE B3 (89, 8B3) 1.8	DZ	08.89 - 07.91	1781	B	82 kW	116	121
COUPE B3 (89, 8B3) 2.0 16 V	6A	01.92 - 07.92	1984	B	101 kW	120	142
COUPE B3 (89, 8B3) 2.0 16 V	ACE	08.92 - 12.96	1984	B	103 kW	121	145
COUPE B3 (89, 8B3) 2.0 20 V quattro	NM	08.89 - 07.91	1994	B	118 kW	118	131
COUPE B3 (89, 8B3) 2.0 20 V	NM	08.89 - 07.91	1994	B	118 kW	118	131
COUPE B3 (89, 8B3) 2.0	3A	03.90 - 07.90	1984	B	82 kW	120	144
COUPE B3 (89, 8B3) 2.0	3A	05.89 - 03.90	1984	B	83 kW	120	144
COUPE B3 (89, 8B3) 2.0	AAD	05.89 - 12.96	1984	B	85 kW	120	144
COUPE B3 (89, 8B3) 2.0	ABK	05.89 - 12.96	1984	B	85 kW	120	143
COUPE B3 (89, 8B3) 2.2 quattro	KV	11.88 - 07.91	2226	B	100 kW	117	126
COUPE B3 (89, 8B3) 2.2	KV	11.88 - 07.91	2226	B	100 kW	117	126
COUPE B3 (89, 8B3) 2.3 20V quattro	7A	11.88 - 07.91	2309	B	125 kW	120	142

			<b>ccm</b>		<b>kw</b>		<b>1</b> POS
COUPE B3 (89, 8B3) 2.3 20V quattro	7A	05.90 - 12.96	2309	B	123 kW	120	142
COUPE B3 (89, 8B3) 2.3 20V quattro	7A	05.89 - 07.91	2309	B	125 kW	120	142
COUPE B3 (89, 8B3) 2.3 20V	7A	08.90 - 07.91	2309	B	123 kW	120	142
COUPE B3 (89, 8B3) 2.3 20V	7A	08.89 - 07.91	2309	B	125 kW	120	142
COUPE B3 (89, 8B3) 2.3 quattro	NG	11.88 - 12.92	2309	B	100 kW	125	174
COUPE B3 (89, 8B3) 2.3 quattro	NG	05.90 - 12.96	2309	B	98 kW	125	174
COUPE B3 (89, 8B3) 2.3	NG	10.88 - 07.94	2309	B	100 kW	125	174
COUPE B3 (89, 8B3) 2.3	NG	03.90 - 12.96	2309	B	98 kW	125	174
COUPE B3 (89, 8B3) 2.3	NG	10.88 - 12.92	2309	B	97 kW	125	174
COUPE B3 (89, 8B3) 2.6 quattro	ABC	08.92 - 12.96	2598	B	110 kW	120	143
COUPE B3 (89, 8B3) 2.6	ABC	08.92 - 12.96	2598	B	110 kW	120	143
COUPE B3 (89, 8B3) 2.8 quattro	AAH	08.91 - 12.96	2771	B	128 kW	120	143
COUPE B3 (89, 8B3) 2.8	AAH	09.91 - 12.96	2771	B	128 kW	120	143
COUPE B3 (89, 8B3) S2 quattro	3B	09.90 - 09.92	2226	B	162 kW	118	131
COUPE B3 (89, 8B3) S2 quattro	ABY	10.92 - 12.96	2226	B	169 kW	107	75
F103 (613, 615) 1.7	8920	08.65 - 08.68	1695	B	53 kW	106	68
F103 Variant (613, 615) 1.7	8920	04.66 - 08.68	1695	B	53 kW	106	68
Q2 (GAB, GAG) 1.0 TFSI	CHZJ	10.16 - 10.20	999	B	85 kW	94	6
Q2 (GAB, GAG) 1.4 TFSI	CZEA	06.16	1395	B	110 kW	94	7
Q2 (GAB, GAG) 1.6 TDI	DDYA	06.16 - 10.18	1598	D	85 kW	103	52
Q2 (GAB, GAG) 2.0 TDI quattro	DFGA	09.16	1968	D	110 kW	114	114
Q2 (GAB, GAG) 2.0 TDI quattro	DFHA	07.16 - 08.18	1968	D	140 kW	114	114
Q2 (GAB, GAG) 2.0 TDI	CRFC	11.16 - 10.20	1968	D	105 kW	114	110
Q2 (GAB, GAG) 2.0 TDI	DCYA	09.16	1968	D	110 kW	112	101
Q2 (GAB, GAG) 2.0 TDI	DFGA	09.16	1968	D	110 kW	114	114
Q2 (GAB, GAG) 2.0 TFSI quattro	CZPB	05.17	1984	B	140 kW	125	170
Q2 (GAB, GAG) 2.0 TFSI quattro	DKZA	05.17	1984	B	140 kW	125	170
Q2 (GAB, GAG) 30 TDI	DGTE	07.18	1598	D	85 kW	103	52
Q2 (GAB, GAG) 30 TFSI	DKRF	07.18 - 10.20	999	B	85 kW	95	10
Q2 (GAB, GAG) 30 TFSI	DLAA	08.20	999	B	81 kW	95	11
Q2 (GAB, GAG) 35 TDI quattro	DFGA	09.18	1968	D	110 kW	114	114
Q2 (GAB, GAG) 35 TDI	DFGA	09.16	1968	D	110 kW	114	114
Q2 (GAB, GAG) 35 TFSI	DADA	07.18	1498	B	110 kW	95	8
Q2 (GAB, GAG) 35 TFSI	DPCA	07.18	1498	B	110 kW	95	8
Q2 (GAB, GAG) 40 TFSI quattro	DKZA	09.18	1984	B	140 kW	125	170
Q2 (GAB, GAG) 40 TFSI quattro	DNNA	09.18	1984	B	140 kW	124	168
Q2 (GAB, GAG) SQ2 TFSI quattro	DNFC	08.18	1984	B	221 kW	124	168
Q2 (GAB, GAG) SQ2 TFSI quattro	DNUE	08.18	1984	B	221 kW	125	171
Q3 (8UB, 8UG) 1.4 TFSI	CZDB	07.16 - 10.18	1395	B	92 kW	94	7
Q3 (8UB, 8UG) 1.4 TFSI Flex	CZDA	02.16 - 10.18	1395	B/E	110 kW	94	7
Q3 (8UB, 8UG) 1.4 TSI	CHPB	10.13 - 03.20	1395	B	110 kW	94	7
Q3 (8UB, 8UG) 1.4 TSI	CZDA	10.13 - 03.20	1395	B	110 kW	94	7
Q3 (8UB, 8UG) 1.4 TSI	CZEA	10.13 - 03.20	1395	B	110 kW	94	7
Q3 (8UB, 8UG) 2.0 TDI quattro	CFFB	01.12 - 10.18	1968	D	103 kW	113	104
Q3 (8UB, 8UG) 2.0 TDI quattro	CFGC	06.11 - 10.18	1968	D	130 kW	113	104
Q3 (8UB, 8UG) 2.0 TDI quattro	CFGD	06.11 - 04.15	1968	D	120 kW	113	104
Q3 (8UB, 8UG) 2.0 TDI quattro	CLLB	06.11 - 10.18	1968	D	130 kW	113	104
Q3 (8UB, 8UG) 2.0 TDI quattro	CUVC	11.14 - 10.18	1968	D	110 kW	114	110
Q3 (8UB, 8UG) 2.0 TDI quattro	CUWA	11.14 - 03.20	1968	D	135 kW	114	110
Q3 (8UB, 8UG) 2.0 TDI quattro	CYLA	11.14 - 03.20	1968	D	135 kW	113	108
Q3 (8UB, 8UG) 2.0 TDI quattro	DFTA	11.14 - 10.18	1968	D	110 kW	114	116
Q3 (8UB, 8UG) 2.0 TDI quattro	DFUA	11.14 - 03.20	1968	D	135 kW	114	116
Q3 (8UB, 8UG) 2.0 TDI	CFFA	09.11 - 10.18	1968	D	100 kW	113	104
Q3 (8UB, 8UG) 2.0 TDI	CFFB	09.11 - 10.18	1968	D	103 kW	113	104
Q3 (8UB, 8UG) 2.0 TDI	CFGC	06.11 - 04.15	1968	D	130 kW	113	104
Q3 (8UB, 8UG) 2.0 TDI	CLJA	09.11 - 10.18	1968	D	103 kW	113	104
Q3 (8UB, 8UG) 2.0 TDI	CUVB	09.11 - 10.18	1968	D	100 kW	113	107
Q3 (8UB, 8UG) 2.0 TDI	CUVC	11.14 - 03.20	1968	D	110 kW	114	110
Q3 (8UB, 8UG) 2.0 TDI	CUVD	03.15 - 10.18	1968	D	88 kW	114	111
Q3 (8UB, 8UG) 2.0 TDI	CUWA	05.15 - 10.18	1968	D	135 kW	114	110
Q3 (8UB, 8UG) 2.0 TDI	DBBA	11.14 - 03.20	1968	D	110 kW	114	116
Q3 (8UB, 8UG) 2.0 TDI	DFTA	11.14 - 03.20	1968	D	110 kW	114	116








Q3 (8UB, 8UG) 2.0 TDI	DFTB	09.11 - 10.18	1968	D	100 kW	114	115
Q3 (8UB, 8UG) 2.0 TDI	DFTC	03.15 - 10.18	1968	D	88 kW	114	116
Q3 (8UB, 8UG) 2.0 TDI	DFUA	05.15 - 10.18	1968	D	135 kW	114	116
Q3 (8UB, 8UG) 2.0 TFSI quattro	CCTA	09.14 - 10.18	1984	B	147 kW	122	154
Q3 (8UB, 8UG) 2.0 TFSI quattro	CCZC	06.11 - 12.15	1984	B	125 kW	123	159
Q3 (8UB, 8UG) 2.0 TFSI quattro	CPSA	06.11 - 06.18	1984	B	155 kW	124	167
Q3 (8UB, 8UG) 2.0 TFSI quattro	CULB	11.14 - 12.18	1984	B	132 kW	125	171
Q3 (8UB, 8UG) 2.0 TFSI quattro	CULC	01.13 - 10.18	1984	B	162 kW	125	171
Q3 (8UB, 8UG) 2.0 TFSI	CCTA	09.14 - 10.18	1984	B	147 kW	122	154
Q3 (8UB, 8UG) 2.0 TFSI	CULB	05.15 - 10.18	1984	B	132 kW	125	171
Q3 (8UB, 8UG) RS 2.5 quattro	CTSA	10.13 - 10.18	2480	B	228 kW	122	154
Q3 (8UB, 8UG) RS 2.5 quattro	CZGA	05.13 - 10.18	2480	B	250 kW	124	168
Q3 (8UB, 8UG) RS performance 2.5 quattro	CZGB	01.15 - 10.18	2480	B	270 kW	124	168
Q3 (F3B) 2.5 RS quattro	DAZA	10.19	2480	B	294 kW	125	171
Q3 (F3B) 2.5 RS quattro	DNWA	10.19	2480	B	294 kW	125	171
Q3 (F3B) 35 TDI quattro	DFGA	09.18	1968	D	110 kW	114	114
Q3 (F3B) 35 TDI	DFGA	09.18	1968	D	110 kW	114	114
Q3 (F3B) 35 TFSI Mild Hybrid	DFYA	11.19	1498	B	110 kW	95	8
Q3 (F3B) 35 TFSI	CZDA	11.18	1395	B	110 kW	94	7
Q3 (F3B) 35 TFSI	DADA	08.18	1498	B	110 kW	95	8
Q3 (F3B) 35 TFSI	DPCA	08.18	1498	B	110 kW	95	8
Q3 (F3B) 40 TDI quattro	DFHA	10.18	1968	D	140 kW	114	114
Q3 (F3B) 40 TFSI quattro	CZRA	02.19	1984	B	137 kW	125	170
Q3 (F3B) 40 TFSI quattro	DKTC	07.18	1984	B	140 kW	125	172
Q3 (F3B) 40 TFSI quattro	DNNA	07.18	1984	B	140 kW	124	168
Q3 (F3B) 45 TFSI e	DGEA	11.20	1395	B/E	85 kW	95	9
Q3 (F3B) 45 TFSI quattro	DHHA	05.19	1984	B	170 kW	124	168
Q3 (F3B) 45 TFSI quattro	DKTA	07.18	1984	B	169 kW	125	170
Q3 (F3B) 45 TFSI quattro	DNPA	01.21	1984	B	180 kW	124	168
Q3 Sportback (F3N) 2.0 45 TFSI quattro	DHHA	05.22	1984	B	170 kW	124	168
Q3 Sportback (F3N) 2.5 RS quattro	DAZA	10.19	2480	B	294 kW	125	171
Q3 Sportback (F3N) 2.5 RS quattro	DNWA	10.19	2480	B	294 kW	125	171
Q3 Sportback (F3N) 35 TDI quattro	DFGA	09.19	1968	D	110 kW	114	114
Q3 Sportback (F3N) 35 TDI	DFGA	11.19	1968	D	110 kW	114	114
Q3 Sportback (F3N) 35 TFSI Mild Hybrid	DFYA	11.19	1498	B	110 kW	95	8
Q3 Sportback (F3N) 35 TFSI	CZDA	10.19	1395	B	110 kW	94	7
Q3 Sportback (F3N) 35 TFSI	DFYA	09.19	1498	B	110 kW	95	8
Q3 Sportback (F3N) 35 TFSI	DPCA	09.19	1498	B	110 kW	95	8
Q3 Sportback (F3N) 40 TDI quattro	DFHA	07.19	1968	D	140 kW	114	114
Q3 Sportback (F3N) 40 TFSI quattro	CZPA	06.19	1984	B	132 kW	125	171
Q3 Sportback (F3N) 40 TFSI quattro	DKTC	11.19	1984	B	140 kW	125	172
Q3 Sportback (F3N) 40 TFSI quattro	DNNA	11.19	1984	B	140 kW	124	168
Q3 Sportback (F3N) 45 TFSI e	DGEA	11.20	1395	B	85 kW	95	9
Q3 Sportback (F3N) 45 TFSI quattro	DKTA	06.19	1984	B	169 kW	125	170
Q3 Sportback (F3N) 45 TFSI quattro	DNPA	01.21	1984	B	180 kW	124	168
Q5 (8RB) 2.0 TDI quattro	CAGA	08.09 - 05.13	1968	D	105 kW	112	100
Q5 (8RB) 2.0 TDI quattro	CAGB	08.09 - 05.17	1968	D	100 kW	112	100
Q5 (8RB) 2.0 TDI quattro	CAHA	11.08 - 09.12	1968	D	125 kW	113	104
Q5 (8RB) 2.0 TDI quattro	CAHB	11.08 - 05.17	1968	D	120 kW	113	104
Q5 (8RB) 2.0 TDI quattro	CGLA	11.08 - 05.17	1968	D	120 kW	113	104
Q5 (8RB) 2.0 TDI quattro	CGLB	11.08 - 09.12	1968	D	125 kW	113	104
Q5 (8RB) 2.0 TDI quattro	CGLC	06.12 - 12.17	1968	D	130 kW	113	104
Q5 (8RB) 2.0 TDI quattro	CGLD	11.08 - 05.17	1968	D	120 kW	113	104
Q5 (8RB) 2.0 TDI quattro	CJCA	08.09 - 05.13	1968	D	105 kW	113	104
Q5 (8RB) 2.0 TDI quattro	CJCB	08.09 - 05.17	1968	D	100 kW	113	104
Q5 (8RB) 2.0 TDI quattro	CJCD	05.13 - 05.17	1968	D	110 kW	113	104
Q5 (8RB) 2.0 TDI quattro	CMGA	11.08 - 09.12	1968	D	125 kW	113	104
Q5 (8RB) 2.0 TDI quattro	CMGB	06.12 - 12.17	1968	D	130 kW	113	104
Q5 (8RB) 2.0 TDI quattro	CNHA	11.13 - 05.17	1968	D	140 kW	114	110
Q5 (8RB) 2.0 TDI quattro	CNHC	11.08 - 05.17	1968	D	120 kW	113	106
Q5 (8RB) 2.0 TDI quattro	CSUA	05.13 - 05.17	1968	D	110 kW	114	110
Q5 (8RB) 2.0 TDI quattro	CSUB	08.09 - 05.17	1968	D	100 kW	113	106

			<b>ccm</b>		<b>kw</b>		<b>1</b> POS
Q5 (8RB) 2.0 TDI	CJCA	11.10 - 05.13	1968	D	105 kW	113	104
Q5 (8RB) 2.0 TDI	CJCB	11.10 - 05.17	1968	D	100 kW	113	104
Q5 (8RB) 2.0 TDI	CJCD	05.13 - 05.17	1968	D	110 kW	113	104
Q5 (8RB) 2.0 TDI	CNHA	09.15 - 05.17	1968	D	140 kW	114	110
Q5 (8RB) 2.0 TDI	CSUA	05.13 - 05.17	1968	D	110 kW	114	110
Q5 (8RB) 2.0 TDI	CSUB	11.10 - 05.17	1968	D	100 kW	113	106
Q5 (8RB) 2.0 TFSI Flexfuel quattro	CPMA	09.12 - 12.13	1984	B/E	155 kW	124	166
Q5 (8RB) 2.0 TFSI Flexfuel quattro	CPMB	09.13 - 05.17	1984	B/E	162 kW	122	153
Q5 (8RB) 2.0 TFSI Hybrid quattro	CHJA	06.11 - 06.16	1984	B/E	180 kW	122	154
Q5 (8RB) 2.0 TFSI Hybrid quattro	CHJA	09.12 - 05.16	1984	B/E	180 kW	122	154
Q5 (8RB) 2.0 TFSI quattro	CAEB	11.08 - 12.13	1984	B	155 kW	124	166
Q5 (8RB) 2.0 TFSI quattro	CDNB	08.09 - 05.17	1984	B	132 kW	122	154
Q5 (8RB) 2.0 TFSI quattro	CDNC	11.08 - 12.13	1984	B	155 kW	122	153
Q5 (8RB) 2.0 TFSI quattro	CNCB	08.09 - 05.17	1984	B	132 kW	124	164
Q5 (8RB) 2.0 TFSI quattro	CNCD	06.12 - 12.17	1984	B	165 kW	124	164
Q5 (8RB) 2.0 TFSI quattro	CNCE	08.15 - 05.17	1984	B	169 kW	124	164
Q5 (8RB) 2.0 TFSI quattro	CPMA	11.08 - 12.13	1984	B	155 kW	124	166
Q5 (8RB) 2.0 TFSI quattro	CPMB	05.13 - 05.17	1984	B	162 kW	122	153
Q5 (8RB) 3.0 TDI quattro	CCWA	11.08 - 05.17	2967	D	176 kW	126	180
Q5 (8RB) 3.0 TDI quattro	CCWB	11.08 - 09.12	2967	D	155 kW	126	180
Q5 (8RB) 3.0 TDI quattro	CDUD	06.12 - 12.17	2967	D	180 kW	127	181
Q5 (8RB) 3.0 TDI quattro	CPNB	11.08 - 05.17	2967	D	176 kW	127	181
Q5 (8RB) 3.0 TDI quattro	CTBA	11.13 - 05.17	2967	D	190 kW	127	183
Q5 (8RB) 3.0 TDI quattro	CTBC	06.12 - 05.17	2967	D	184 kW	127	184
Q5 (8RB) 3.0 TFSI quattro	CTUC	06.12 - 12.17	2995	B	200 kW	130	201
Q5 (8RB) 3.0 TFSI quattro	CTVA	06.12 - 12.17	2995	B	200 kW	130	201
Q5 (8RB) 3.2 FSI quattro	CALB	11.08 - 12.12	3197	B	199 kW	132	215
Q5 (8RB) SQ5 TDI quattro	CGQB	12.12 - 11.15	2967	D	230 kW	127	181
Q5 (8RB) SQ5 TDI quattro	CVUB	04.15 - 05.17	2967	D	240 kW	127	182
Q5 (8RB) SQ5 TDI quattro	CVUC	12.12 - 11.15	2967	D	230 kW	127	182
Q5 (8RB) SQ5 TDI quattro	DEHA	11.15 - 05.17	2967	D	250 kW	127	187
Q5 (8RB) SQ5 TFSI quattro	CTUD	05.13 - 12.17	2995	B	260 kW	130	201
Q5 (8RB) SQ5 TFSI quattro	CTXA	05.13 - 12.17	2995	B	260 kW	130	201
Q5 (FYB, FYG) 2.0 TDI quattro	DESA	06.16 - 04.20	1968	D	140 kW	114	110
Q5 (FYB, FYG) 2.0 TDI quattro	DETA	06.16 - 04.20	1968	D	140 kW	114	110
Q5 (FYB, FYG) 2.0 TDI quattro	DETB	06.16 - 08.18	1968	D	120 kW	114	110
Q5 (FYB, FYG) 2.0 TDI	DEUA	01.17 - 11.20	1968	D	110 kW	114	110
Q5 (FYB, FYG) 2.0 TDI	DEUB	01.17 - 11.20	1968	D	100 kW	114	110
Q5 (FYB, FYG) 2.0 TFSI quattro	DAXB	06.16	1984	B	185 kW	125	171
Q5 (FYB, FYG) 2.0 TFSI quattro	DAXC	01.17 - 11.20	1984	B	183 kW	125	171
Q5 (FYB, FYG) 2.0 TFSI quattro	DAYB	06.16	1984	B	185 kW	125	171
Q5 (FYB, FYG) 2.0 TFSI quattro	DJYA	06.16	1984	B	185 kW	125	171
Q5 (FYB, FYG) 3.0 TDI quattro	DCPC	07.17 - 11.20	2967	D	210 kW	127	184
Q5 (FYB, FYG) 35 TDI quattro	DETB	08.18 - 11.20	1968	D	120 kW	114	110
Q5 (FYB, FYG) 40 TDI Mild Hybrid quattro	DFBA	09.19	1968	D	150 kW	114	113
Q5 (FYB, FYG) 40 TDI quattro	DESA	10.18	1968	D	140 kW	114	110
Q5 (FYB, FYG) 40 TDI quattro	DETA	10.18	1968	D	140 kW	114	110
Q5 (FYB, FYG) 40 TFSI Mild Hybrid quattro	DMSA	10.21	1984	B/E	150 kW	124	168
Q5 (FYB, FYG) 45 TDI quattro	DCPE	08.18 - 11.20	2967	D	170 kW	127	187
Q5 (FYB, FYG) 45 TFSI Mild Hybrid quattro	DNTA	12.18	1984	B	180 kW	125	171
Q5 (FYB, FYG) 45 TFSI Mild Hybrid quattro	DPUA	08.20	1984	B	195 kW	124	168
Q5 (FYB, FYG) 45 TFSI Mild Hybrid quattro	DPVA	08.20	1984	B	195 kW	124	168
Q5 (FYB, FYG) 50 TDI quattro	DCPC	03.19 - 11.20	2967	D	210 kW	127	184
Q5 (FYB, FYG) 50 TFSI e quattro	DLGA	04.19	1984	E	105 kW	124	168
Q5 (FYB, FYG) 50 TFSI e quattro	DRYA	04.19	1984	E	105 kW	94	1
Q5 (FYB, FYG) 50 TFSI e quattro	DRYA	02.21	1984	B/E	195 kW	94	1
Q5 (FYB, FYG) 55 TFSI e quattro	DLGA	08.19	1984	B/E	270 kW	124	168
Q5 (FYB, FYG) 55 TFSI e quattro	DRYA	02.21	1984	B/E	195 kW	94	1
Q5 (FYB, FYG) SQ5 TDI Mild Hybrid quattro	DEWB	02.19	2967	D	255 kW	127	187
Q5 (FYB, FYG) SQ5 TFSI quattro	CWGD	11.16	2995	B	260 kW	130	201
Q5 Sportback (FYT) 2.0 55 TFSI e quattro	DAXB	07.22	1984	B	270 kW	125	171
Q5 Sportback (FYT) 40 TDI quattro	DESA	04.22	1968	D	140 kW	114	110








Q5 Sportback (FYT) 40 TFSI Mild Hybrid quattro	DMSA	10.21	1984	B/E	150 kW	124	168
Q5 Sportback (FYT) 45 TFSI quattro	DPUA	11.20	1984	B	195 kW	124	168
Q5 Sportback (FYT) 45 TFSI quattro	DPVA	11.20	1984	B	195 kW	124	168
Q5 Sportback (FYT) 50 TFSI e quattro	DRYA	02.21	1984	B/E	195 kW	94	1
Q5 Sportback (FYT) 55 TFSI e quattro	DRYA	06.21	1984	B	105 kW	94	1
Q5 Sportback (FYT) SQ5 TFSI quattro	CWGD	03.21	2995	B	260 kW	130	201
Q5 Sportback (FYT) SQ5 TFSI quattro	CWGD	09.22	2995	B/E	260 kW	130	201
Q5 Van (8RB) 2.0 TDI quattro	CAHA	11.08 - 09.12	1968	D	125 kW	113	104
Q5 Van (8RB) 2.0 TDI quattro	CGLB	11.08 - 09.12	1968	D	125 kW	113	104
Q5 Van (8RB) 2.0 TDI quattro	CGLC	07.12 - 06.14	1968	D	130 kW	113	104
Q5 Van (8RB) 2.0 TDI	CJCA	11.11 - 05.13	1968	D	105 kW	113	104
Q5 Van (8RB) 2.0 TDI	CJCD	06.12 - 05.17	1968	D	110 kW	113	104
Q5 Van (8RB) 2.0 TDI	CNHA	05.15 - 05.17	1968	D	140 kW	114	110
Q5 Van (8RB) 2.0 TDI	CSUA	06.12 - 05.17	1968	D	110 kW	114	110
Q5 Van (8RB) 2.0 TDI	CSUB	05.14 - 05.17	1968	D	100 kW	113	106
Q5 Van (8RB) 2.0 TFSI quattro	CDNC	11.08 - 09.12	1984	B	155 kW	122	153
Q5 Van (8RB) 3.0 SQ5 TDI quattro	CGQB	12.12 - 05.15	2967	D	230 kW	127	181
Q5 Van (8RB) 3.0 SQ5 TDI quattro	CVUB	04.15 - 05.17	2967	D	240 kW	127	182
Q5 Van (8RB) 3.0 SQ5 TDI quattro	DEHA	11.15 - 05.17	2967	D	250 kW	127	187
Q5 Van (8RB) 3.0 TDI quattro	CCWA	11.08 - 04.13	2967	D	176 kW	126	180
Q5 Van (8RB) 3.0 TDI quattro	CDUD	06.12 - 05.17	2967	D	180 kW	127	181
Q5 Van (8RB) 3.0 TDI quattro	CTBA	11.13 - 05.17	2967	D	190 kW	127	183
Q5 Van (8RB) 3.2 FSI quattro	CALB	11.08 - 09.12	3197	B	199 kW	132	215
Q5 Van (FYB, FYG) 3.0 SQ5 TDI Mild Hybrid quattro	DEWB	02.19 - 11.20	2967	D/E	255 kW	127	187
Q5 Van (FYB, FYG) 3.0 TDI quattro	DCPC	07.17 - 11.20	2967	D	210 kW	127	184
Q7 (4LB) 3.0 TDI quattro	BUG	03.06 - 12.09	2967	D	171 kW	127	183
Q7 (4LB) 3.0 TDI quattro	BUN	03.06 - 05.10	2967	D	155 kW	126	180
Q7 (4LB) 3.0 TDI quattro	CASA	11.07 - 01.16	2967	D	176 kW	126	180
Q7 (4LB) 3.0 TDI quattro	CASB	03.06 - 05.10	2967	D	155 kW	126	180
Q7 (4LB) 3.0 TDI quattro	CATA	06.09 - 05.12	2967	D	165 kW	126	180
Q7 (4LB) 3.0 TDI quattro	CCMA	11.07 - 01.16	2967	D	176 kW	126	178
Q7 (4LB) 3.0 TDI quattro	CJGA	11.07 - 01.16	2967	D	176 kW	127	181
Q7 (4LB) 3.0 TDI quattro	CJGC	05.10 - 08.15	2967	D	150 kW	127	181
Q7 (4LB) 3.0 TDI quattro	CJGD	05.11 - 08.15	2967	D	180 kW	127	181
Q7 (4LB) 3.0 TDI quattro	CJMA	05.10 - 08.15	2967	D	150 kW	127	181
Q7 (4LB) 3.0 TDI quattro	CLZB	05.11 - 08.15	2967	D	180 kW	127	181
Q7 (4LB) 3.0 TDI quattro	CNRB	11.07 - 01.16	2967	D	176 kW	127	181
Q7 (4LB) 3.0 TDI quattro	CRCA	05.11 - 08.15	2967	D	180 kW	127	181
Q7 (4LB) 3.0 TFSI quattro	CJTB	05.10 - 01.16	2995	B	245 kW	131	213
Q7 (4LB) 3.0 TFSI quattro	CJTC	05.10 - 08.15	2995	B	200 kW	131	211
Q7 (4LB) 3.0 TFSI quattro	CJWB	05.10 - 01.16	2995	B	245 kW	131	213
Q7 (4LB) 3.0 TFSI quattro	CJWC	05.10 - 08.15	2995	B	200 kW	131	213
Q7 (4LB) 3.0 TFSI quattro	CJWE	05.11 - 01.16	2995	B	206 kW	131	213
Q7 (4LB) 3.0 TFSI quattro	CNAA	05.10 - 01.16	2995	B	245 kW	131	213
Q7 (4LB) 3.0 TFSI quattro	CTWA	05.10 - 01.16	2995	B	245 kW	131	213
Q7 (4LB) 3.0 TFSI quattro	CTWB	05.11 - 01.16	2995	B	206 kW	131	213
Q7 (4LB) 3.6 FSI quattro	BHK	08.06 - 08.15	3597	B	206 kW	132	218
Q7 (4LB) 4.2 FSI quattro	BAR	03.06 - 04.11	4163	B	257 kW	131	213
Q7 (4LB) 4.2 TDI quattro	BTR	03.07 - 06.09	4134	D	240 kW	126	180
Q7 (4LB) 4.2 TDI quattro	CCFA	05.09 - 08.15	4134	D	250 kW	126	180
Q7 (4LB) 4.2 TDI quattro	CCFC	05.09 - 08.15	4134	D	250 kW	126	180
Q7 (4LB) 4.2 quattro	BAR	03.06 - 12.10	4163	B	231 kW	131	213
Q7 (4LB) 6.0 TDI quattro	CCGA	09.08 - 05.14	5934	D	368 kW	126	180
Q7 (4MB, 4MG) 2.0 TFSI e-tron quattro	CVJA	02.16	1984	B	185 kW	125	171
Q7 (4MB, 4MG) 2.0 TFSI e-tron quattro	CYRB	02.16	1984	B	185 kW	125	171
Q7 (4MB, 4MG) 2.0 TFSI quattro	CYMC	08.15	1984	B	185 kW	125	171
Q7 (4MB, 4MG) 2.0 TFSI quattro	CYRB	08.15	1984	B	185 kW	125	171
Q7 (4MB, 4MG) 2.0 TFSI quattro	DMFB	08.15	1984	B	185 kW	124	168
Q7 (4MB, 4MG) 3.0 TDI e-tron quattro	CVZA	08.15 - 12.19	2967	D	275 kW	127	182
Q7 (4MB, 4MG) 3.0 TDI quattro	CRTC	01.15 - 12.19	2967	D	200 kW	127	184
Q7 (4MB, 4MG) 3.0 TDI quattro	CRTE	05.15 - 12.19	2967	D	160 kW	127	182
Q7 (4MB, 4MG) 3.0 TDI quattro	CUEA	08.15 - 12.19	2967	D	190 kW	127	184



			<b>ccm</b>		<b>kW</b>		<b>1</b>	<b>POS</b>
Q7 (4MB, 4MG) 3.0 TDI quattro	CVMD	06.15 - 12.19	2967	D	183 kW	127	182	
Q7 (4MB, 4MG) 3.0 TDI quattro	CZZA	05.15 - 12.19	2967	D	160 kW	127	187	
Q7 (4MB, 4MG) 3.0 TDI quattro	CZZB	05.15 - 12.19	2967	D	160 kW	127	184	
Q7 (4MB, 4MG) 3.0 TDI quattro	CZZB	08.15 - 12.19	2967	D	155 kW	127	184	
Q7 (4MB, 4MG) 3.0 TFSI quattro	CREC	01.15 - 12.19	2995	B	245 kW	131	211	
Q7 (4MB, 4MG) 45 TDI Mild Hybrid quattro	DHXC	07.18	2967	D	170 kW	127	182	
Q7 (4MB, 4MG) 45 TDI Mild Hybrid quattro	DPXB	07.18	2967	D	170 kW	127	187	
Q7 (4MB, 4MG) 45 TDI quattro	CVMD	07.19	2967	D	183 kW	127	182	
Q7 (4MB, 4MG) 45 TFSI quattro	DMFA	03.20	1984	B	180 kW	125	171	
Q7 (4MB, 4MG) 45 TFSI quattro	DNEA	03.20	1984	B	180 kW	124	168	
Q7 (4MB, 4MG) 50 TDI Mild Hybrid quattro	DHXA	07.18	2967	D	210 kW	127	182	
Q7 (4MB, 4MG) 50 TDI Mild Hybrid quattro	DPXA	07.18	2967	D	210 kW	127	187	
Q7 (4MB, 4MG) 55 TFSI Mild Hybrid quattro	DCBD	07.19	2995	B	250 kW	130	201	
Q7 (4MB, 4MG) 55 TFSI e quattro	DCBE	11.19	2995	E	280 kW	130	201	
Q7 (4MB, 4MG) 55 TFSI quattro	DCBD	03.20	2995	B	250 kW	130	201	
Q7 (4MB, 4MG) 55 TFSI quattro	DCBE	01.21	2995	B	250 kW	130	201	
Q7 (4MB, 4MG) 60 TFSI e quattro	DCBE	11.19	2995	B/E	335 kW	130	201	
Q7 (4MB, 4MG) SQ7 TDI quattro	CZAC	04.16 - 12.19	3956	D	320 kW	127	184	
Q7 (4MB, 4MG) SQ7 TDI quattro	DMVA	04.16 - 12.19	3956	D	320 kW	127	187	
Q7 (4MB, 4MG) SQ7 quattro	CZAA	07.19	3956	D	310 kW	127	187	
Q7 (4MB, 4MG) SQ7 quattro	DCUE	02.20	3996	B/E	373 kW	132	216	
Q7 (4MB, 4MG) SQ7 quattro	DWRB	02.20	3996	B/E	373 kW	132	216	
Q7 Van (4LB) 3.0 TDI quattro	BUG	03.06 - 05.08	2967	D	171 kW	127	183	
Q7 Van (4LB) 3.0 TDI quattro	BUN	03.06 - 05.10	2967	D	155 kW	126	180	
Q7 Van (4LB) 3.0 TDI quattro	CASA	11.07 - 05.12	2967	D	176 kW	126	180	
Q7 Van (4LB) 3.0 TDI quattro	CASB	03.06 - 05.10	2967	D	155 kW	126	180	
Q7 Van (4LB) 3.0 TDI quattro	CCMA	11.07 - 05.12	2967	D	176 kW	126	178	
Q7 Van (4LB) 3.0 TDI quattro	CJGA	11.07 - 05.12	2967	D	176 kW	127	181	
Q7 Van (4LB) 3.0 TDI quattro	CJMA	11.10 - 08.15	2967	D	150 kW	127	181	
Q7 Van (4LB) 3.0 TDI quattro	CLZB	05.11 - 08.15	2967	D	180 kW	127	181	
Q7 Van (4LB) 3.0 TDI quattro	CRCA	05.11 - 08.15	2967	D	180 kW	127	181	
Q7 Van (4LB) 3.0 TFSI quattro	CJTB	05.10 - 08.15	2995	B	245 kW	131	213	
Q7 Van (4LB) 3.6 FSI quattro	BHK	08.06 - 05.10	3597	B	206 kW	132	218	
Q7 Van (4LB) 4.2 FSI quattro	BAR	08.06 - 05.10	4163	B	257 kW	131	213	
Q7 Van (4LB) 4.2 TDI quattro	BTR	03.07 - 06.09	4134	D	240 kW	126	180	
Q7 Van (4LB) 4.2 TDI quattro	CCFA	03.07 - 08.15	4134	D	250 kW	126	180	
Q7 Van (4LB) 4.2 TDI quattro	CCFC	03.07 - 08.15	4134	D	250 kW	126	180	
Q7 Van (4LB) 6.0 TDI quattro	CCGA	09.08 - 05.14	5934	D	368 kW	126	180	
Q7 Van (4MB, 4MG) 3.0 45 TDI Mild Hybrid quattro	DHXC	07.18 - 12.19	2967	D/E	170 kW	127	182	
Q7 Van (4MB, 4MG) 3.0 50 TDI Mild Hybrid quattro	DHXA	07.18 - 12.19	2967	D/E	210 kW	127	182	
Q7 Van (4MB, 4MG) 3.0 TDI quattro	CRTC	01.15 - 12.19	2967	D	200 kW	127	184	
Q7 Van (4MB, 4MG) 3.0 TDI quattro	CZZA	08.15 - 12.19	2967	D	160 kW	127	187	
Q7 Van (4MB, 4MG) 3.0 TDI quattro	CZZB	08.15 - 12.19	2967	D	160 kW	127	184	
Q7 Van (4MB, 4MG) 4.0 SQ7 TDI quattro	CZAC	04.16	3956	D	320 kW	127	184	
Q7 Van (4MB, 4MG) 4.0 SQ7 TDI quattro	DMVA	04.16	3956	D	320 kW	127	187	
Q8 (4MN) 4.0 SQ8 TDI Mild Hybrid Allrad	CZAA	06.19	3956	D/E	310 kW	127	187	
Q8 (4MN) 45 TDI Mild Hybrid quattro	DHXC	07.18	2967	D	170 kW	127	182	
Q8 (4MN) 45 TDI Mild Hybrid quattro	DPXB	07.18	2967	D	170 kW	127	187	
Q8 (4MN) 45 TDI quattro	CVMD	02.18	2967	D	183 kW	127	182	
Q8 (4MN) 45 TFSI quattro	DMFA	10.19	1984	B	180 kW	125	171	
Q8 (4MN) 45 TFSI quattro	DNEA	10.19	1984	B	180 kW	124	168	
Q8 (4MN) 50 TDI Mild Hybrid quattro	DHXA	07.18	2967	D	210 kW	127	182	
Q8 (4MN) 50 TDI Mild Hybrid quattro	DPXA	07.18	2967	D	210 kW	127	187	
Q8 (4MN) 55 TFSI Mild Hybrid quattro	DCBD	02.18	2995	B	250 kW	130	201	
Q8 (4MN) 55 TFSI e quattro	DCBE	10.20	2995	E	280 kW	130	201	
Q8 (4MN) 60 TFSI e quattro	DCBE	10.20	2995	B	340 kW	130	201	
Q8 (4MN) RS Mild Hybrid quattro	DHUB	09.19	3996	B/E	441 kW	132	216	
Q8 (4MN) SQ8 TDI Mild Hybrid quattro	DHVA	05.18	3956	D	320 kW	127	186	
Q8 (4MN) SQ8 quattro	DCUE	02.20	3996	B	373 kW	132	216	
Q8 (4MN) SQ8 quattro	DWRB	02.20	3996	B	373 kW	132	216	
QUATTRO (85) 2.1 20V Turbo	KW	05.84 - 07.87	2144	B	225 kW	104	58	
QUATTRO (85) 2.1 Turbo quattro	WX	02.82 - 07.89	2144	B	119 kW	104	60	











QUATTRO (85) 2.1 Turbo	GV	07.80 - 07.87	2144	B	147 kW	104	60
QUATTRO (85) 2.1 Turbo	WR	07.80 - 07.87	2144	B	147 kW	105	63
QUATTRO (85) 2.2 20V Turbo	RR	08.89 - 07.91	2226	B	162 kW	118	131
R8 (422, 423) 4.2 FSI quattro	BYH	04.07 - 12.14	4163	B	309 kW	130	204
R8 (422, 423) 4.2 FSI quattro	CNDA	07.10 - 07.15	4163	B	316 kW	131	212
R8 (422, 423) 5.2 FSI quattro	BUJ	04.09 - 07.15	5204	B	386 kW	130	202
R8 (422, 423) 5.2 FSI quattro	CMPA	11.10 - 07.15	5204	B	412 kW	130	201
R8 (422, 423) 5.2 FSI quattro	CTPA	05.12 - 07.15	5204	B	404 kW	131	212
R8 (422, 423) 5.2 FSI quattro	CTPB	07.14 - 07.15	5204	B	419 kW	131	212
R8 (422, 423) 5.2 FSI quattro	CTYA	04.09 - 07.15	5204	B	386 kW	131	212
R8 (4S3, 4SP) 5.2 FSI quattro	CSPA	07.15	5204	B	449 kW	130	201
R8 (4S3, 4SP) 5.2 FSI quattro	CSPB	07.15	5204	B	397 kW	130	201
R8 (4S3, 4SP) 5.2 FSI quattro	DCAA	07.15	5204	B	449 kW	130	201
R8 (4S3, 4SP) 5.2 FSI quattro	DKAB	07.15	5204	B	397 kW	130	201
R8 (4S3, 4SP) 5.2 FSI quattro	DKAC	09.18	5204	B	419 kW	130	201
R8 (4S3, 4SP) 5.2 FSI quattro	DMWA	09.18	5204	B	456 kW	130	201
R8 (4S3, 4SP) 5.2 FSI quattro	DMWC	09.18	5204	B	456 kW	130	201
R8 (4S3, 4SP) 5.2 FSI	DKAB	09.17	5204	B	397 kW	130	201
R8 (4S3, 4SP) 5.2 FSI	DKAC	06.21	5204	B	419 kW	130	201
R8 Spyder (427, 429) 4.2 FSI quattro	CNDA	09.10 - 07.15	4163	B	316 kW	131	212
R8 Spyder (427, 429) 5.2 FSI quattro	BUJ	02.10 - 07.15	5204	B	386 kW	130	202
R8 Spyder (427, 429) 5.2 FSI quattro	CMPA	11.11 - 07.15	5204	B	412 kW	130	201
R8 Spyder (427, 429) 5.2 FSI quattro	CTYA	02.10 - 07.15	5204	B	386 kW	131	212
R8 Spyder (427, 429) 5.2 FSI	CTPA	07.12 - 07.15	5204	B	404 kW	131	212
R8 Spyder (427, 429) 5.2 FSI	CTPB	07.12 - 07.15	5204	B	419 kW	131	212
R8 Spyder (4S9, 4SR) 5.2 FSI quattro	CSPA	05.17	5204	B	449 kW	130	201
R8 Spyder (4S9, 4SR) 5.2 FSI quattro	CSPB	05.16 - 11.21	5204	B	397 kW	130	201
R8 Spyder (4S9, 4SR) 5.2 FSI quattro	DCAA	05.17	5204	B	449 kW	130	201
R8 Spyder (4S9, 4SR) 5.2 FSI quattro	DKAB	05.16 - 11.21	5204	B	397 kW	130	201
R8 Spyder (4S9, 4SR) 5.2 FSI quattro	DKAC	09.18	5204	B	419 kW	130	201
R8 Spyder (4S9, 4SR) 5.2 FSI quattro	DMWA	09.18	5204	B	456 kW	130	201
R8 Spyder (4S9, 4SR) 5.2 FSI	DKAB	09.17	5204	B	397 kW	130	201
R8 Spyder (4S9, 4SR) 5.2 FSI	DKAC	06.21	5204	B	419 kW	130	201
SUPER 90 1.8	21	09.66 - 08.71	1770	B	66 kW	120	141
SUPER 90 1.8	8921	09.66 - 08.71	1770	B	66 kW	120	141
SUPER 90 1.8	ZZ	09.69 - 11.71	1760	B	66 kW	120	141
TT (8J3) 1.8 TFSI	CDAA	06.08 - 12.14	1798	B	118 kW	123	160
TT (8J3) 2.0 TDI quattro	CBBB	06.08 - 06.14	1968	D	125 kW	113	104
TT (8J3) 2.0 TDI quattro	CFGB	06.08 - 06.14	1968	D	125 kW	113	104
TT (8J3) 2.0 TFSI quattro	BWA	07.06 - 12.12	1984	B	147 kW	122	153
TT (8J3) 2.0 TFSI quattro	CCTA	07.06 - 12.12	1984	B	147 kW	122	154
TT (8J3) 2.0 TFSI quattro	CCZA	07.06 - 12.12	1984	B	147 kW	122	154
TT (8J3) 2.0 TFSI quattro	CESA	05.10 - 01.15	1984	B	155 kW	122	153
TT (8J3) 2.0 TFSI quattro	CETA	05.10 - 01.15	1984	B	155 kW	122	153
TT (8J3) 2.0 TFSI	BPY	08.06 - 12.12	1984	B	147 kW	122	153
TT (8J3) 2.0 TFSI	BWA	08.06 - 12.12	1984	B	147 kW	122	153
TT (8J3) 2.0 TFSI	CCTA	08.06 - 12.12	1984	B	147 kW	122	154
TT (8J3) 2.0 TFSI	CCTA	01.08 - 06.10	1984	B	149 kW	122	154
TT (8J3) 2.0 TFSI	CESA	05.10 - 01.15	1984	B	155 kW	122	153
TT (8J3) 2.0 TTS quattro	CDLA	05.08 - 06.14	1984	B	195 kW	122	153
TT (8J3) 2.0 TTS quattro	CDLB	05.08 - 06.14	1984	B	200 kW	122	153
TT (8J3) 2.0 TTS quattro	CDMA	05.08 - 06.14	1984	B	195 kW	122	153
TT (8J3) 2.5 RS quattro	CEPA	07.09 - 06.14	2480	B	250 kW	122	153
TT (8J3) 2.5 RS quattro	CEPB	05.11 - 06.14	2480	B	265 kW	122	153
TT (8J3) 3.2 V6 quattro	BUB	08.06 - 12.12	3189	B	184 kW	128	189
TT (8J3) 3.2 V6 quattro	CBRA	08.06 - 12.12	3189	B	184 kW	128	189
TT (8N3) 1.8 T quattro	AJQ	10.98 - 06.06	1781	B	132 kW	109	83
TT (8N3) 1.8 T quattro	AMU	09.99 - 06.06	1781	B	168 kW	109	84
TT (8N3) 1.8 T quattro	APX	10.98 - 06.06	1781	B	165 kW	109	83
TT (8N3) 1.8 T quattro	ARY	10.98 - 06.06	1781	B	132 kW	109	83
TT (8N3) 1.8 T quattro	ATC	10.98 - 06.06	1781	B	132 kW	109	84
TT (8N3) 1.8 T quattro	AUQ	10.98 - 06.06	1781	B	132 kW	109	83

			<b>ccm</b>		<b>kW</b>		<b>1 POS</b>
TT (8N3) 1.8 T quattro	AWP	09.99 - 06.06	1781	B	134 kW	109	83
TT (8N3) 1.8 T quattro	BAM	10.98 - 06.06	1781	B	165 kW	109	83
TT (8N3) 1.8 T quattro	BFV	03.05 - 06.06	1781	B	180 kW	110	89
TT (8N3) 1.8 T quattro	BVR	09.05 - 06.06	1781	B	140 kW	112	99
TT (8N3) 1.8 T	AJQ	10.98 - 06.06	1781	B	132 kW	109	83
TT (8N3) 1.8 T	APP	10.98 - 06.06	1781	B	132 kW	109	83
TT (8N3) 1.8 T	ATC	10.98 - 06.06	1781	B	132 kW	109	84
TT (8N3) 1.8 T	AUM	09.02 - 12.06	1781	B	110 kW	109	83
TT (8N3) 1.8 T	AUQ	10.98 - 06.06	1781	B	132 kW	109	83
TT (8N3) 1.8 T	AWP	10.98 - 06.06	1781	B	132 kW	109	83
TT (8N3) 1.8 T	AWP	09.99 - 06.06	1781	B	134 kW	109	83
TT (8N3) 1.8 T	BVP	09.05 - 06.06	1781	B	120 kW	112	99
TT (8N3) 1.8 T	BVR	09.05 - 06.06	1781	B	140 kW	112	99
TT (8N3) 3.2 VR6 quattro	BHE	07.03 - 06.06	3189	B	184 kW	128	189
TT (8N3) 3.2 VR6 quattro	BPF	07.03 - 06.06	3189	B	184 kW	128	189
TT (FV3, FVP) 1.8 TFSI	CJSA	07.15 - 08.18	1798	B	132 kW	124	162
TT (FV3, FVP) 1.8 TFSI	CJSB	07.15 - 08.18	1798	B	132 kW	125	169
TT (FV3, FVP) 2.0 TDI quattro	CUNA	01.17	1968	D	135 kW	114	114
TT (FV3, FVP) 2.0 TDI	CUNA	07.14	1968	D	135 kW	114	114
TT (FV3, FVP) 2.0 TFSI quattro	CHHC	07.14	1984	B	169 kW	123	161
TT (FV3, FVP) 2.0 TFSI quattro	CNTC	04.15	1984	B	162 kW	124	165
TT (FV3, FVP) 2.0 TFSI quattro	DHHA	09.18	1984	B	170 kW	124	168
TT (FV3, FVP) 2.0 TFSI	CHHC	07.14	1984	B	169 kW	123	161
TT (FV3, FVP) 2.0 TTS quattro	CJXF	02.15	1984	B	210 kW	124	163
TT (FV3, FVP) 2.0 TTS quattro	CJXG	11.14	1984	B	228 kW	125	171
TT (FV3, FVP) 2.0 TTS quattro	CYFB	07.15	1984	B	215 kW	124	163
TT (FV3, FVP) 2.0 TTS quattro	DLRA	07.15	1984	B	215 kW	125	171
TT (FV3, FVP) 2.0 TTS quattro	DNUF	08.18	1984	B	225 kW	124	168
TT (FV3, FVP) 2.5 RS quattro	DAZA	10.16	2480	B	294 kW	125	171
TT (FV3, FVP) 2.5 RS quattro	DNWA	10.16	2480	B	294 kW	125	171
TT (FV3, FVP) 40 TFSI	DKZB	07.18	1984	B	145 kW	125	171
TT (FV3, FVP) 40 TFSI	DNNB	07.18	1984	B	145 kW	124	168
TT (FV3, FVP) 45 TFSI quattro	DKTB	07.18	1984	B	180 kW	125	170
TT (FV3, FVP) 45 TFSI quattro	DNPA	07.18	1984	B	180 kW	124	168
TT (FV3, FVP) 45 TFSI	DKTB	07.18	1984	B	180 kW	125	170
TT (FV3, FVP) 45 TFSI	DNPA	07.18	1984	B	180 kW	124	168
TT (FV3, FVP) TTS quattro	DNFD	01.21	1984	B	235 kW	124	168
TT Roadster (8J9) 1.8 TFSI	CDAA	06.08 - 06.14	1798	B	118 kW	123	160
TT Roadster (8J9) 2.0 TDI quattro	CBBB	06.08 - 06.14	1968	D	125 kW	113	104
TT Roadster (8J9) 2.0 TDI quattro	CFGB	06.08 - 06.14	1968	D	125 kW	113	104
TT Roadster (8J9) 2.0 TFSI quattro	BWA	06.08 - 12.13	1984	B	147 kW	122	153
TT Roadster (8J9) 2.0 TFSI quattro	CCTA	06.08 - 12.13	1984	B	147 kW	122	154
TT Roadster (8J9) 2.0 TFSI quattro	CCZA	06.08 - 12.13	1984	B	147 kW	122	154
TT Roadster (8J9) 2.0 TFSI quattro	CESA	05.10 - 06.14	1984	B	155 kW	122	153
TT Roadster (8J9) 2.0 TFSI quattro	CETA	05.10 - 06.14	1984	B	155 kW	122	153
TT Roadster (8J9) 2.0 TFSI	BPY	03.07 - 12.11	1984	B	147 kW	122	153
TT Roadster (8J9) 2.0 TFSI	BWA	03.07 - 12.11	1984	B	147 kW	122	153
TT Roadster (8J9) 2.0 TFSI	CCTA	03.07 - 12.11	1984	B	147 kW	122	154
TT Roadster (8J9) 2.0 TFSI	CESA	05.10 - 06.14	1984	B	155 kW	122	153
TT Roadster (8J9) 2.0 TTS quattro	CDLA	05.08 - 06.14	1984	B	195 kW	122	153
TT Roadster (8J9) 2.0 TTS quattro	CDLB	05.08 - 06.14	1984	B	200 kW	122	153
TT Roadster (8J9) 2.0 TTS quattro	CDMA	05.08 - 06.14	1984	B	195 kW	122	153
TT Roadster (8J9) 2.5 RS quattro	CEPA	07.09 - 06.14	2480	B	250 kW	122	153
TT Roadster (8J9) 2.5 RS quattro	CEPB	03.12 - 06.14	2480	B	265 kW	122	153
TT Roadster (8J9) 3.2 V6 quattro	BUB	03.07 - 12.13	3189	B	184 kW	128	189
TT Roadster (8J9) 3.2 V6 quattro	CBRA	03.07 - 12.13	3189	B	184 kW	128	189
TT Roadster (8N9) 1.8 T quattro	AJQ	02.00 - 06.06	1781	B	132 kW	109	83
TT Roadster (8N9) 1.8 T quattro	AMU	09.00 - 06.06	1781	B	168 kW	109	84
TT Roadster (8N9) 1.8 T quattro	APX	10.99 - 06.06	1781	B	165 kW	109	83
TT Roadster (8N9) 1.8 T quattro	ARY	02.00 - 06.06	1781	B	132 kW	109	83
TT Roadster (8N9) 1.8 T quattro	AUQ	02.00 - 06.06	1781	B	132 kW	109	83
TT Roadster (8N9) 1.8 T quattro	AWP	10.99 - 08.02	1781	B	134 kW	109	83













TT Roadster (8N9) 1.8 T quattro	BAM	10.99 - 06.06	1781	B	165 kW	109	83
TT Roadster (8N9) 1.8 T quattro	BVR	09.05 - 06.06	1781	B	140 kW	112	99
TT Roadster (8N9) 1.8 T	AJQ	10.99 - 12.06	1781	B	132 kW	109	83
TT Roadster (8N9) 1.8 T	APP	10.99 - 12.06	1781	B	132 kW	109	83
TT Roadster (8N9) 1.8 T	ATC	10.99 - 12.06	1781	B	132 kW	109	84
TT Roadster (8N9) 1.8 T	AUM	01.01 - 06.06	1781	B	110 kW	109	83
TT Roadster (8N9) 1.8 T	AUQ	10.99 - 12.06	1781	B	132 kW	109	83
TT Roadster (8N9) 1.8 T	AWP	10.99 - 12.06	1781	B	132 kW	109	83
TT Roadster (8N9) 1.8 T	AWP	01.01 - 12.05	1781	B	134 kW	109	83
TT Roadster (8N9) 1.8 T	BVP	09.05 - 06.06	1781	B	120 kW	112	99
TT Roadster (8N9) 1.8 T	BVR	09.05 - 06.06	1781	B	140 kW	112	99
TT Roadster (8N9) 3.2 VR6 quattro	BHE	07.03 - 06.06	3189	B	184 kW	128	189
TT Roadster (8N9) 3.2 VR6 quattro	BPF	07.03 - 06.06	3189	B	184 kW	128	189
TT Roadster (FV9, FVR) 1.8 TFSI	CJSA	07.15 - 08.18	1798	B	132 kW	124	162
TT Roadster (FV9, FVR) 1.8 TFSI	CJSB	07.15 - 08.18	1798	B	132 kW	125	169
TT Roadster (FV9, FVR) 2.0 TDI quattro	CUNA	01.17	1968	D	135 kW	114	114
TT Roadster (FV9, FVR) 2.0 TDI	CUNA	11.14	1968	D	135 kW	114	114
TT Roadster (FV9, FVR) 2.0 TFSI quattro	CHHC	11.14	1984	B	169 kW	123	161
TT Roadster (FV9, FVR) 2.0 TFSI quattro	CNTC	04.15	1984	B	162 kW	124	165
TT Roadster (FV9, FVR) 2.0 TFSI quattro	DHHA	09.18	1984	B	170 kW	124	168
TT Roadster (FV9, FVR) 2.0 TFSI	CHHC	11.14	1984	B	169 kW	123	161
TT Roadster (FV9, FVR) 2.0 TTS quattro	CJXF	02.15	1984	B	210 kW	124	163
TT Roadster (FV9, FVR) 2.0 TTS quattro	CJXG	11.14	1984	B	228 kW	125	171
TT Roadster (FV9, FVR) 2.0 TTS quattro	DNUF	08.18	1984	B	225 kW	124	168
TT Roadster (FV9, FVR) 2.5 RS quattro	DAZA	10.16	2480	B	294 kW	125	171
TT Roadster (FV9, FVR) 2.5 RS quattro	DNWA	10.16	2480	B	294 kW	125	171
TT Roadster (FV9, FVR) 40 TFSI	DKZB	07.18	1984	B	145 kW	125	171
TT Roadster (FV9, FVR) 40 TFSI	DNNB	07.18	1984	B	145 kW	124	168
TT Roadster (FV9, FVR) 45 TFSI quattro	DKTB	07.18	1984	B	180 kW	125	170
TT Roadster (FV9, FVR) 45 TFSI quattro	DNPA	07.18	1984	B	180 kW	124	168
TT Roadster (FV9, FVR) 45 TFSI	DKTB	07.18	1984	B	180 kW	125	170
TT Roadster (FV9, FVR) 45 TFSI	DNPA	07.18	1984	B	180 kW	124	168
TT Roadster (FV9, FVR) TTS quattro	DNFD	11.20	1984	B	235 kW	124	168
V8 (441, 442, 4C2, 4C8) 3.6 quattro	PT	04.93 - 02.94	3562	B	180 kW	119	135
V8 (441, 442, 4C2, 4C8) 3.6 quattro	PT	10.88 - 02.94	3562	B	184 kW	119	135
V8 (441, 442, 4C2, 4C8) 4.2 quattro	ABH	10.91 - 02.94	4172	B	206 kW	128	192

ENGINE			ccm	kW			1 POS	ENGINE			ccm	kW			1 POS
10	80,000	4	1496	40 - 48 kW	B	106	68	AHA	82,500	6	2771	142 - 149 kW	B	124	168
1B	81,000	5	2226	147 kW	B	116	124	AHC	84,500	8	4172	250 kW	B	129	197
1T	81,000	5	2461	88 kW	D	106	72	AHF	79,500	4	1896	81 kW	D	100	36
1Y	79,500	4	1896	50 kW	D	99	31	AHH	79,500	4	1896	66 kW	D	100	37
1Z	79,500	4	1896	66 kW	D	100	35	AHK	84,500	8	4172	240 kW	B	129	197
21	81,500	4	1770	66 kW	B	120	141	AHL	81,000	4	1595	74 kW	B	108	81
2B	81,000	5	2226	140 kW	B	117	128	AHU	79,500	4	1896	66 kW	D	101	38
3A	82,500	4	1984	80 - 83 kW	B	120	144	AJG	81,000	6	2393	120 kW	B	108	80
3B	81,000	5	2226	162 kW	B	118	131	AJK	81,000	6	2671	169 kW	B	109	83
3D	79,500	5	2370	60 kW	D	99	32	AJL	81,000	4	1781	132 kW	B	109	83
4B	81,000	4	1781	66 kW	B	106	71	AJM	79,500	4	1896	85 kW	D	102	43
6A	82,500	4	1984	101 kW	B	120	142	AJP	81,000	4	1781	92 kW	B	108	80
7A	82,500	5	2309	122 - 125 kW	B	120	142	AJQ	81,000	4	1781	132 kW	B	109	83
8910	80,000	4	1496	40 - 48 kW	B	106	68	AKB	84,500	8	4172	224 - 231 kW	B	130	201
8920	80,000	4	1695	53 - 59 kW	B	106	68	AKC	84,500	8	3697	191 kW	B	130	201
8921	81,500	4	1770	66 kW	B	120	141	AKE	78,300	6	2496	132 kW	D	99	30
AAD	82,500	4	1984	85 kW	B	120	144	AKF	78,300	8	3328	165 kW	D	99	28
AAE	82,500	4	1984	74 kW	B	120	143	AKG	84,500	8	4172	220 kW	B	129	198
AAH	82,500	6	2771	128 kW	B	120	143	AKH	84,500	8	4172	250 kW	B	129	197
AAN	81,000	5	2226	169 kW	B	118	131	AKJ	84,500	8	3697	169 kW	B	129	196
AAR	82,500	5	2309	98 kW	B	120	144	AKL	81,000	4	1595	74 kW	B	107	77
AAS	79,500	5	2370	60 kW	D	99	32	AKN	78,300	6	2496	110 kW	D	99	30
AAT	81,000	5	2461	85 kW	D	106	72	ALF	81,000	6	2393	121 kW	B	108	80
AAZ	79,500	4	1896	55 kW	D	100	33	ALG	82,500	6	2771	142 kW	B	122	149
ABB	81,000	4	1595	73 - 75 kW	B	106	73	ALH	79,500	4	1896	66 kW	D	101	39
ABC	82,500	6	2598	110 kW	B	120	143	ALT	82,500	4	1984	96 kW	B	122	149
ABH	84,500	8	4172	206 kW	B	128	192	ALW	81,000	6	2393	100 kW	B	108	80
ABK	82,500	4	1984	85 kW	B	120	143	ALZ	81,000	4	1595	75 kW	B	109	88
ABM	81,000	4	1595	52 kW	B	107	74	AMB	81,000	4	1781	125 - 127 kW	B	109	83
ABP	81,000	5	2461	85 kW	D	106	72	AMF	79,500	3	1422	55 kW	D	101	40
ABT	82,500	4	1984	66 kW	B	120	143	AMK	81,000	4	1781	154 kW	B	109	83
ABY	81,000	5	2226	169 kW	B	107	75	AML	81,000	6	2393	121 kW	B	108	80
ABZ	84,500	8	4172	220 - 224 kW	B	128	193	AMM	81,000	6	2393	120 kW	B	108	80
ACE	82,500	4	1984	101 - 103 kW	B	121	145	AMU	81,000	4	1781	165 - 168 kW	B	109	84
ACK	82,500	6	2771	142 kW	B	122	149	AMX	82,500	6	2771	142 kW	B	122	149
ACZ	82,500	6	2598	102 kW	B	120	143	ANA	81,000	4	1595	74 kW	B	108	81
ADA	81,000	4	1595	74 kW	B	107	76	ANB	81,000	4	1781	110 kW	B	109	83
ADE	79,500	4	1896	55 kW	D	100	34	ANK	84,500	8	4172	250 kW	B	130	201
ADP	81,000	4	1595	74 kW	B	107	77	ANQ	81,000	4	1781	92 kW	B	109	84
ADR	81,000	4	1781	92 - 95 kW	B	108	80	ANU	79,500	4	1896	66 kW	D	101	41
ADU	81,000	5	2226	232 kW	B	108	78	ANY	76,500	3	1191	45 kW	D	96	15
ADW	82,500	4	1984	79 kW	B	120	143	APB	81,000	6	2671	185 - 187 kW	B	109	84
AEB	81,000	4	1781	110 - 112 kW	B	109	83	APC	81,000	6	2393	115 kW	B	108	80
AEC	84,500	8	4172	213 kW	B	129	194	APF	81,000	4	1595	74 kW	B	107	77
AEH	81,000	4	1595	74 kW	B	107	77	APG	81,000	4	1781	92 kW	B	108	80
AEJ	82,500	6	2771	120 - 128 kW	B	120	143	APP	81,000	4	1781	132 kW	B	109	83
AEL	81,000	5	2461	103 kW	D	108	79	APR	82,500	6	2771	142 kW	B	122	149
AEM	84,500	8	4172	180 kW	B	129	195	APS	81,000	6	2393	121 kW	B	108	82
AEW	84,500	8	3697	169 kW	B	129	196	APT	81,000	4	1781	92 kW	B	108	80
AFB	78,300	6	2496	110 kW	D	99	30	APU	81,000	4	1781	110 kW	B	109	83
AFC	82,500	6	2771	120 - 128 kW	B	121	146	APX	81,000	4	1781	165 kW	B	109	83
AFF	79,500	4	1896	55 kW	D	100	35	APY	81,000	4	1781	154 kW	B	109	83
AFM	81,000	6	2393	110 kW	B	107	77	APZ	81,000	6	2393	120 kW	B	108	80
AFN	79,500	4	1896	81 kW	D	100	35	AQA	81,000	4	1781	110 kW	B	109	83
AFY	81,000	4	1781	85 kW	B	108	80	AQD	82,500	6	2771	142 kW	B	122	149
AGA	81,000	6	2393	121 kW	B	108	80	AQE	81,000	4	1781	92 kW	B	108	80
AGB	81,000	6	2671	195 kW	B	109	83	AQF	84,500	8	4172	228 kW	B	129	199
AGE	82,500	6	2771	132 kW	B	122	149	AQG	84,500	8	3697	191 kW	B	129	199
AGH	84,500	8	4172	210 kW	B	129	195	AQH	84,500	8	4172	265 kW	B	130	201
AGN	81,000	4	1781	92 kW	B	108	80	AQJ	84,500	8	4172	250 kW	B	130	201
AGR	79,500	4	1896	66 kW	D	100	36	ARE	81,000	6	2671	184 kW	B	109	83
AGU	81,000	4	1781	110 kW	B	109	83	ARG	81,000	4	1781	92 kW	B	108	80











ENGINE			ccm	kW			1 POS	ENGINE			ccm	kW			1 POS
ARH	81,000	4	1781	92 kW	B	108	80	BAM	81,000	4	1781	165 kW	B	109	83
ARJ	81,000	6	2393	121 kW	B	108	80	BAR	84,500	8	4163	231 - 257 kW	B	131	213
ARK	81,000	4	1781	110 kW	B	109	83	BAS	84,500	8	4163	220 - 224 kW	B	130	201
ARM	81,000	4	1595	74 kW	B	108	81	BAT	84,500	8	4163	246 kW	B	130	201
ARN	81,000	6	2393	100 kW	B	108	80	BAU	78,300	6	2496	132 kW	D	99	29
ARS	84,500	8	4172	220 kW	B	129	199	BBD	84,500	8	4172	250 - 268 kW	B	130	201
ART	84,500	8	4172	220 kW	B	130	201	BBG	82,500	6	2771	140 kW	B	122	149
ARU	84,500	8	4172	175 kW	B	130	201	BBJ	82,500	6	2976	160 - 162 kW	B	122	149
ARX	81,000	4	1781	110 kW	B	109	83	BBK	84,500	8	4163	253 kW	B	129	199
ARY	81,000	4	1781	132 kW	B	109	83	BBY	76,500	4	1390	55 kW	B	96	17
ARZ	81,000	4	1781	110 kW	B	109	83	BCS	84,500	8	4172	265 kW	B	130	201
ASB	83,000	6	2967	171 kW	D	126	178	BCY	84,500	8	4172	331 kW	B	130	201
ASE	81,000	8	3936	202 kW	D	113	107	BCZ	78,300	6	2496	120 kW	D	99	29
ASG	84,500	8	4172	220 kW	B	130	201	BDB	84,000	6	3189	184 kW	B	128	189
ASJ	81,000	6	2671	280 kW	B	109	85	BDG	78,300	6	2496	120 kW	D	99	29
ASM	81,000	6	2393	100 kW	B	108	80	BDH	78,300	6	2496	132 kW	D	99	29
ASN	82,500	6	2976	162 kW	B	122	149	BDV	81,000	6	2393	125 kW	B	108	80
ASV	79,500	4	1896	81 kW	D	101	39	BDW	81,000	6	2393	130 kW	B	109	87
ASZ	79,500	4	1896	96 kW	D	101	42	BDX	84,500	6	2773	154 kW	B	130	206
ATC	81,000	4	1781	132 kW	B	109	84	BEL	81,000	6	2671	187 - 195 kW	B	109	84
ATD	79,500	4	1896	74 kW	D	102	43	BES	81,000	6	2671	184 kW	B	109	83
ATJ	79,500	4	1896	85 kW	D	102	43	BEX	81,000	4	1781	140 kW	B	109	83
ATL	79,500	3	1422	66 kW	D	102	48	BFB	81,000	4	1781	120 kW	B	109	83
ATQ	82,500	6	2771	142 kW	B	121	147	BFC	78,300	6	2496	120 kW	D	99	30
ATW	81,000	4	1781	110 kW	B	109	84	BFL	84,500	8	3697	206 kW	B	130	201
ATX	82,500	6	2771	140 kW	B	122	149	BFM	84,500	8	4172	246 kW	B	130	201
AUA	76,500	4	1390	55 kW	B	96	17	BFQ	81,000	4	1595	75 kW	B	109	88
AUK	84,500	6	3123	188 kW	B	130	200	BFV	81,000	4	1781	180 kW	B	110	89
AUL	81,000	4	1781	154 kW	B	109	83	BGB	82,500	4	1984	147 kW	B	122	153
AUM	81,000	4	1781	110 kW	B	109	83	BGK	84,500	8	4172	246 kW	B	130	201
AUQ	81,000	4	1781	132 kW	B	109	83	BGN	82,500	6	2976	162 - 164 kW	B	124	168
AUW	84,500	8	4172	228 kW	B	130	201	BGU	81,000	4	1595	75 kW	B	109	88
AUX	84,500	8	4172	224 - 228 kW	B	130	201	BHC	79,500	3	1422	55 kW	D	102	48
AVB	79,500	4	1896	74 kW	D	102	44	BHD	82,500	4	1984	110 kW	B	122	150
AVF	79,500	4	1896	96 kW	D	102	45	BHE	84,000	6	3189	184 kW	B	128	189
AVG	79,500	4	1896	81 kW	D	102	46	BHF	84,500	8	4163	253 kW	B	130	201
AVJ	81,000	4	1781	110 kW	B	109	83	BHK	89,000	6	3597	206 kW	B	132	218
AVK	82,500	6	2976	162 - 164 kW	B	122	149	BHT	84,000	12	5998	331 kW	B	128	190
AVP	84,500	8	4172	265 kW	B	130	201	BHZ	82,500	4	1984	195 kW	B	122	153
AVU	81,000	4	1595	75 kW	B	109	88	BJZ	82,500	4	1984	85 kW	B	122	151
AVV	81,000	4	1781	92 kW	B	108	80	BKB	81,000	4	1781	120 kW	B	110	90
AWA	82,500	4	1984	110 kW	B	122	152	BKC	79,500	4	1896	77 kW	D	102	47
AWL	81,000	4	1781	110 kW	B	109	84	BKD	81,000	4	1968	103 kW	D	109	86
AWM	81,000	4	1781	125 - 127 kW	B	109	83	BKE	79,500	4	1896	85 kW	D	103	49
AWN	84,500	8	4172	220 kW	B	130	201	BKH	84,500	6	3123	188 - 190 kW	B	130	206
AWP	81,000	4	1781	132 - 134 kW	B	109	83	BKN	83,000	6	2967	150 kW	D	126	176
AWT	81,000	4	1781	110 kW	B	109	83	BLB	81,000	4	1968	103 kW	D	110	91
AWX	79,500	4	1896	96 kW	D	102	45	BLF	76,500	4	1598	85 kW	B	96	17
AXA	82,500	4	1984	85 kW	B	121	148	BLP	76,500	4	1598	85 kW	B	96	17
AXR	79,500	4	1896	74 kW	D	102	47	BLR	82,500	4	1984	110 kW	B	122	152
AXW	82,500	4	1984	110 kW	B	122	152	BLS	79,500	4	1896	77 kW	D	103	50
AXX	82,500	4	1984	147 kW	B	122	153	BLX	82,500	4	1984	110 kW	B	122	152
AYM	78,300	6	2496	114 kW	D	99	30	BLY	82,500	4	1984	110 kW	B	122	152
AYS	84,500	8	4172	265 - 268 kW	B	130	201	BMB	82,500	4	1984	110 kW	B	122	152
AZA	81,000	6	2671	169 kW	B	109	83	BMC	83,000	8	4134	235 kW	D	126	177
AZB	81,000	6	2671	195 kW	B	109	83	BMJ	84,000	6	3189	184 kW	B	128	189
AZC	84,000	12	5998	309 kW	B	128	188	BMK	83,000	6	2967	165 kW	D	126	180
AZR	81,000	6	2671	280 kW	B	109	85	BMM	81,000	4	1968	103 kW	D	110	92
AZV	81,000	4	1968	100 kW	D	109	86	BMN	81,000	4	1968	125 kW	D	110	93
BAD	76,500	4	1598	81 kW	B	96	17	BNA	81,000	4	1968	100 kW	D	111	94
BAG	76,500	4	1598	85 kW	B	96	17	BND	78,300	6	2496	132 kW	D	99	29
BAH	76,500	4	1598	74 kW	B	96	16	BNG	83,000	6	2967	155 kW	D	126	180

ENGINE			ccm	kW			1 POS	ENGINE			ccm	kW			1 POS
BNK	84,500	8	4163	246 kW	B	130	201	CAJA	84,500	6	2995	213 kW	B	131	211
BNS	84,500	8	4163	309 kW	B	130	201	CAKA	84,500	6	2995	245 kW	B	131	211
BPF	84,000	6	3189	184 kW	B	128	189	CALA	85,500	6	3197	190 - 195 kW	B	132	214
BPG	82,500	4	1984	147 kW	B	122	153	CALB	85,500	6	3197	199 kW	B	132	215
BPJ	82,500	4	1984	125 kW	B	122	153	CAMA	83,000	6	2698	140 kW	D	126	178
BPK	84,500	6	3123	191 kW	B	130	206	CAMB	83,000	6	2698	120 kW	D	126	179
BPP	83,000	6	2698	132 kW	D	126	180	CANA	83,000	6	2698	140 kW	D	126	178
BPW	81,000	4	1968	103 kW	D	111	95	CANB	83,000	6	2698	120 kW	D	126	178
BPY	82,500	4	1984	147 kW	B	122	153	CANC	83,000	6	2698	140 kW	D	126	178
BRB	79,500	4	1896	85 kW	D	103	49	CAND	83,000	6	2698	120 kW	D	126	180
BRC	81,000	4	1968	100 kW	D	111	95	CAPA	83,000	6	2967	176 kW	D	126	180
BRD	81,000	4	1968	125 kW	D	111	96	CASA	83,000	6	2967	176 kW	D	126	180
BRE	81,000	4	1968	103 kW	D	111	97	CASB	83,000	6	2967	155 kW	D	126	180
BRF	81,000	4	1968	100 kW	D	111	94	CATA	83,000	6	2967	165 kW	D	126	180
BRV	84,500	8	4172	353 kW	B	130	201	CAUA	84,500	8	4163	253 - 260 kW	B	130	201
BRY	81,000	4	1595	74 kW	B	111	98	CAVG	76,500	4	1390	136 kW	B	96	17
BSB	84,000	12	5998	331 - 335 kW	B	128	190	CAWB	82,500	4	1984	147 kW	B	122	154
BSE	81,000	4	1595	75 kW	B	109	88	CAXA	76,500	4	1390	90 kW	B	96	17
BSF	81,000	4	1595	75 kW	B	109	88	CAXC	76,500	4	1390	92 kW	B	96	17
BSG	83,000	6	2698	120 kW	D	126	180	CAYB	79,500	4	1598	66 kW	D	103	51
BSM	84,500	10	5204	324 - 331 kW	B	130	201	CAYC	79,500	4	1598	77 kW	D	103	51
BTE	84,000	12	5998	331 kW	B	128	190	CBAA	81,000	4	1968	100 kW	D	113	104
BTR	83,000	8	4134	240 kW	D	126	180	CBAB	81,000	4	1968	103 kW	D	113	104
BUB	84,000	6	3189	184 - 186 kW	B	128	189	CBBB	81,000	4	1968	125 kW	D	113	104
BUG	83,000	6	2967	171 kW	D	127	183	CBEA	81,000	4	1968	103 - 104 kW	D	112	101
BUH	84,500	10	4991	426 kW	B	130	201	CBFA	82,500	4	1984	147 kW	B	122	154
BUJ	84,500	10	5204	386 kW	B	130	202	CBRA	84,000	6	3189	184 kW	B	128	189
BUL	82,500	4	1984	162 kW	B	122	153	CBZA	71,000	4	1197	63 kW	B	94	3
BUN	83,000	6	2967	155 kW	D	126	180	CBZB	71,000	4	1197	77 kW	B	94	4
BUY	81,000	4	1968	120 kW	D	110	91	CCAA	84,500	6	2995	220 kW	B	131	211
BVA	81,000	4	1968	120 kW	D	111	96	CCBA	84,500	6	2995	245 kW	B	130	205
BVF	81,000	4	1968	93 kW	D	111	96	CCDA	84,500	6	2773	140 kW	B	130	206
BVG	81,000	4	1968	89 kW	D	111	96	CCEA	84,500	6	2773	162 kW	B	130	206
BVJ	84,500	8	4163	250 - 257 kW	B	130	203	CCFA	83,000	8	4134	250 kW	D	126	180
BVN	83,000	8	4134	240 kW	D	126	180	CCFC	83,000	8	4134	250 kW	D	126	180
BVP	81,000	4	1781	120 kW	B	112	99	CCGA	83,000	12	5934	368 kW	D	126	180
BVR	81,000	4	1781	140 kW	B	112	99	CCLA	83,000	6	2967	176 kW	D	126	178
BVY	82,500	4	1984	110 kW	B	122	152	CCMA	83,000	6	2967	176 kW	D	126	178
BVZ	82,500	4	1984	110 kW	B	122	152	CCSA	81,000	4	1595	75 kW	B	112	102
BWA	82,500	4	1984	147 kW	B	122	153	CCTA	82,500	4	1984	147 - 149 kW	B	122	154
BWE	82,500	4	1984	147 kW	B	122	153	CCUA	82,500	4	1798	118 kW	B	123	158
BWT	82,500	4	1984	147 - 149 kW	B	122	153	CCWA	83,000	6	2967	176 kW	D	126	180
BXA	84,500	10	5204	320 kW	B	130	203	CCWB	83,000	6	2967	155 kW	D	126	180
BXE	79,500	4	1896	77 kW	D	102	47	CCZA	82,500	4	1984	147 kW	B	122	154
BYH	84,500	8	4163	309 kW	B	130	204	CCZC	82,500	4	1984	125 kW	B	123	159
BYK	82,500	4	1984	125 kW	B	122	153	CDAA	82,500	4	1798	118 kW	B	123	160
BYT	82,500	4	1798	118 kW	B	122	153	CDHA	82,500	4	1798	88 kW	B	123	160
BYU	84,500	6	3123	183 kW	B	130	206	CDHB	82,500	4	1798	118 kW	B	123	160
BZB	82,500	4	1798	118 kW	B	122	154	CDLA	82,500	4	1984	195 kW	B	122	153
BZC	82,500	4	1984	188 kW	B	122	153	CDLB	82,500	4	1984	200 kW	B	122	153
CABA	82,500	4	1798	88 kW	B	123	160	CDLC	82,500	4	1984	188 kW	B	122	154
CABB	82,500	4	1798	118 kW	B	122	155	CDLH	82,500	4	1984	188 kW	B	122	153
CABD	82,500	4	1798	125 kW	B	122	155	CDMA	82,500	4	1984	195 kW	B	122	153
CADA	82,500	4	1984	155 kW	B	123	156	CDNA	82,500	4	1984	130 kW	B	122	154
CAEA	82,500	4	1984	132 kW	B	122	154	CDNB	82,500	4	1984	132 kW	B	122	154
CAEB	82,500	4	1984	155 - 164 kW	B	124	166	CDNC	82,500	4	1984	155 kW	B	122	153
CAED	82,500	4	1984	162 kW	B	123	157	CDRA	84,500	8	4163	273 kW	B	130	204
CAGA	81,000	4	1968	105 kW	D	112	100	CDSB	83,000	8	4134	258 kW	D	126	180
CAGB	81,000	4	1968	100 kW	D	112	100	CDTA	83,000	6	2967	184 kW	D	127	181
CAGC	81,000	4	1968	88 kW	D	113	104	CDTB	83,000	6	2967	155 kW	D	127	181
CAHA	81,000	4	1968	125 kW	D	113	104	CDTC	83,000	6	2967	184 kW	D	127	181
CAHB	81,000	4	1968	120 kW	D	113	104	CDUC	83,000	6	2967	180 kW	D	127	181











ENGINE			ccm	kW			1 POS	ENGINE			ccm	kW			1 POS
CDUD	83,000	6	2967	180 kW	D	127	181	CJSA	82,500	4	1798	132 kW	B	124	162
CDYA	83,000	6	2967	176 kW	D	126	180	CJSB	82,500	4	1798	132 kW	B	125	169
CDYB	83,000	6	2967	155 kW	D	126	180	CJTB	84,500	6	2995	245 kW	B	131	213
CDYC	83,000	6	2967	176 kW	D	126	180	CJTC	84,500	6	2995	200 kW	B	131	211
CDZA	82,500	4	1984	132 kW	B	124	168	CJWB	84,500	6	2995	245 kW	B	131	213
CEJA	86,000	12	6299	368 kW	B	132	216	CJWC	84,500	6	2995	200 kW	B	131	213
CEPA	82,500	5	2480	250 kW	B	122	153	CJWE	84,500	6	2995	206 kW	B	131	213
CEPB	82,500	5	2480	265 kW	B	122	153	CJXB	82,500	4	1984	206 kW	B	124	163
CESA	82,500	4	1984	155 kW	B	122	153	CJXC	82,500	4	1984	221 kW	B	124	162
CETA	82,500	4	1984	155 kW	B	122	153	CJXD	82,500	4	1984	213 kW	B	125	171
CEUA	84,500	8	3993	309 kW	B	131	210	CJXF	82,500	4	1984	210 kW	B	124	163
CEUC	84,500	8	3993	309 kW	B	131	207	CJXG	82,500	4	1984	228 kW	B	125	171
CFFA	81,000	4	1968	100 kW	D	113	104	CJZA	71,000	4	1197	77 kW	B	94	5
CFFB	81,000	4	1968	103 kW	D	113	104	CJZB	71,000	4	1197	63 kW	B	94	5
CFGB	81,000	4	1968	125 kW	D	113	104	CKVB	83,000	6	2967	180 kW	D	127	181
CFGC	81,000	4	1968	130 kW	D	113	104	CKVC	83,000	6	2967	180 kW	D	127	181
CFGD	81,000	4	1968	120 kW	D	113	104	CKVD	83,000	6	2967	160 kW	D	127	184
CFHB	81,000	4	1968	100 kW	D	113	104	CLAA	83,000	6	2967	150 kW	D	127	181
CFHD	81,000	4	1968	105 kW	D	112	103	CLAB	83,000	6	2967	150 kW	D	127	181
CFKA	82,500	4	1984	132 kW	B	122	154	CLHA	79,500	4	1598	77 kW	D	103	53
CFSA	84,500	8	4163	331 kW	B	130	201	CLJA	81,000	4	1968	103 kW	D	113	104
CGKA	83,000	6	2698	140 kW	D	126	180	CLLB	81,000	4	1968	130 kW	D	113	104
CGKB	83,000	6	2698	120 kW	D	126	180	CLXA	80,200	6	2498	140 kW	B	106	70
CGLA	81,000	4	1968	120 kW	D	113	104	CLXB	80,200	6	2498	150 kW	B	106	69
CGLB	81,000	4	1968	125 kW	D	113	104	CLZB	83,000	6	2967	180 kW	D	127	181
CGLC	81,000	4	1968	130 kW	D	113	104	CMBA	74,500	4	1395	90 kW	B	94	7
CGLD	81,000	4	1968	120 kW	D	113	104	CMDA	84,500	6	2995	245 kW	B	130	201
CGLE	81,000	4	1968	100 kW	D	113	104	CMEA	81,000	4	1968	105 kW	D	113	104
CGMA	82,500	4	1984	147 kW	B	123	158	CMFA	81,000	4	1968	105 kW	D	113	104
CGQB	83,000	6	2967	230 kW	D	127	181	CMFB	81,000	4	1968	110 kW	D	113	104
CGTA	84,500	8	3993	382 - 388 kW	B	131	210	CMGA	81,000	4	1968	125 kW	D	113	104
CGWA	84,500	6	2995	213 kW	B	130	201	CMGB	81,000	4	1968	130 kW	D	113	104
CGWB	84,500	6	2995	220 kW	B	131	213	CMHA	83,000	6	2967	184 kW	D	127	181
CGWC	84,500	6	2995	245 kW	B	131	211	CMPA	84,500	10	5204	412 kW	B	130	201
CGWD	84,500	6	2995	228 kW	B	131	213	CMSA	76,500	4	1390	92 kW	B	96	17
CGXA	84,500	6	2995	213 kW	B	130	201	CMUA	84,500	6	2995	200 kW	B	131	211
CGXB	84,500	6	2995	228 kW	B	131	213	CMXA	81,000	4	1595	75 kW	B	113	105
CGXC	84,500	6	2995	245 - 249 kW	B	131	211	CNAA	84,500	6	2995	245 kW	B	131	213
CHHB	82,500	4	1984	162 kW	B	125	169	CNCB	82,500	4	1984	132 kW	B	124	164
CHHC	82,500	4	1984	169 kW	B	123	161	CNCD	82,500	4	1984	165 kW	B	124	164
CHJA	82,500	4	1984	155 kW	B	122	154	CNCE	82,500	4	1984	169 kW	B	124	164
CHMA	84,500	6	2995	220 kW	B	131	208	CNDA	84,500	8	4163	316 kW	B	131	212
CHMB	84,500	6	2995	200 kW	B	130	201	CNHA	81,000	4	1968	140 kW	D	114	110
CHPB	74,500	4	1395	110 kW	B	94	7	CNHC	81,000	4	1968	120 kW	D	113	106
CHVA	84,500	6	2773	150 kW	B	130	200	CNRB	83,000	6	2967	176 kW	D	127	181
CHZB	74,500	3	999	70 kW	B	94	6	CNSB	82,500	4	1798	125 kW	B	125	169
CHZD	74,500	3	999	85 kW	B	94	7	CNTC	82,500	4	1984	162 kW	B	124	165
CHZE	74,500	3	999	60 kW	B	94	7	CNUA	76,500	4	1390	136 kW	B	96	19
CHZJ	74,500	3	999	85 kW	B	94	6	CNVA	76,500	4	1390	90 kW	B	96	17
CHZL	74,500	3	999	70 kW	B	94	6	CNYA	84,500	6	2773	150 kW	B	130	200
CJBA	84,500	6	2773	170 kW	B	130	206	CNYB	84,500	6	2773	162 kW	B	131	209
CJCA	81,000	4	1968	105 kW	D	113	104	CN	76,500	5	1986	51 kW	D	96	18
CJCB	81,000	4	1968	100 kW	D	113	104	CPAA	80,200	6	2498	150 kW	B	106	70
CJCC	81,000	4	1968	88 kW	D	113	104	CPMA	82,500	4	1984	155 kW	B	124	166
CJCD	81,000	4	1968	110 kW	D	113	104	CPMB	82,500	4	1984	162 kW	B	122	153
CJEB	82,500	4	1798	125 kW	B	124	168	CPNA	83,000	6	2967	176 kW	D	127	181
CJED	82,500	4	1798	106 kW	B	124	168	CPNB	83,000	6	2967	176 kW	D	127	181
CJEE	82,500	4	1798	130 kW	B	124	168	CPSA	82,500	4	1984	155 kW	B	124	167
CJGA	83,000	6	2967	176 kW	D	127	181	CPTA	74,500	4	1395	103 kW	B	94	7
CJGC	83,000	6	2967	150 kW	D	127	181	CPWA	74,500	4	1395	81 kW	B/G	94	7
CJGD	83,000	6	2967	180 kW	D	127	181	CRBC	81,000	4	1968	110 kW	D	114	110
CJMA	83,000	6	2967	150 kW	D	127	181	CRBD	81,000	4	1968	100 kW	D	114	110



ENGINE			ccm	kW			1 POS	ENGINE			ccm	kW			1 POS
CRCA	83,000	6	2967	180 kW	D	127	181	CUVC	81,000	4	1968	110 kW	D	114	110
CRDB	84,500	8	3993	412 kW	B	131	210	CUVD	81,000	4	1968	88 kW	D	114	111
CREA	84,500	6	2995	228 kW	B	130	201	CUWA	81,000	4	1968	135 kW	D	114	110
CREC	84,500	6	2995	245 kW	B	131	211	CVBA	80,200	6	2498	150 kW	B	106	70
CRED	84,500	6	2995	200 kW	B	130	201	CVJA	82,500	4	1984	185 kW	B	125	171
CREG	84,500	6	2995	213 kW	B	130	201	CVKB	82,500	4	1984	140 kW	B	125	171
CREH	84,500	6	2995	250 kW	B	130	201	CVKC	82,500	4	1984	110 kW	B	124	168
CRFA	81,000	4	1968	81 kW	D	114	110	CVLA	82,500	4	1984	125 kW	B/G	124	168
CRFC	81,000	4	1968	105 kW	D	114	110	CVMD	83,000	6	2967	183 kW	D	127	182
CRHA	82,500	4	1984	125 kW	B	124	168	CVNA	74,500	4	1395	110 kW	B	94	7
CRKB	79,500	4	1598	81 kW	D	103	53	CVPA	84,500	6	2773	162 kW	B	130	206
CRLB	81,000	4	1968	110 kW	D	114	114	CVUA	83,000	6	2967	235 kW	D	127	182
CRLC	81,000	4	1968	100 kW	D	114	110	CVUB	83,000	6	2967	240 kW	D	127	182
CRTC	83,000	6	2967	200 kW	D	127	184	CVUC	83,000	6	2967	230 kW	D	127	182
CRTD	83,000	6	2967	200 kW	D	127	182	CVXB	83,000	8	3956	320 kW	D	127	187
CRTE	83,000	6	2967	160 kW	D	127	182	CVZA	83,000	6	2967	190 kW	D	127	182
CRTF	83,000	6	2967	155 kW	D	127	182	CWGD	84,500	6	2995	260 kW	B	130	201
CRUA	81,000	4	1968	110 kW	D	114	110	CWNA	82,500	4	1984	140 kW	B	124	168
CR	76,500	4	1588	40 kW	D	97	20	CWPB	82,500	4	1984	185 kW	B	124	168
CSPA	84,500	10	5204	449 kW	B	130	201	CWUB	84,500	8	3993	412 kW	B	130	201
CSPB	84,500	10	5204	397 kW	B	130	201	CWUC	84,500	8	3993	445 kW	B	130	201
CSUA	81,000	4	1968	110 kW	D	114	110	CWWB	86,000	8	3996	420 kW	B	132	216
CSUB	81,000	4	1968	100 kW	D	113	106	CWZA	82,500	4	1984	170 kW	B	124	168
CSUD	81,000	4	1968	110 kW	D	114	110	CXMA	79,500	4	1598	85 kW	D	103	53
CSUE	81,000	4	1968	100 kW	D	113	106	CXSA	74,500	4	1395	90 kW	B	94	7
CSWB	83,000	6	2967	160 kW	D	127	184	CXSB	74,500	4	1395	92 kW	B	94	7
CTBA	83,000	6	2967	190 kW	D	127	183	CXUA	74,500	4	1395	110 kW	B	94	7
CTBB	83,000	6	2967	155 kW	D	127	184	CXXB	79,500	4	1598	81 kW	D	103	53
CTBC	83,000	6	2967	184 kW	D	127	184	CXYA	86,000	8	3996	338 kW	B	132	216
CTBD	83,000	6	2967	193 kW	D	127	182	CYFB	82,500	4	1984	215 kW	B	124	163
CTCB	83,000	6	2967	155 kW	D	127	182	CYGA	82,500	4	1798	140 kW	B	125	169
CTCC	83,000	6	2967	160 kW	D	127	182	CYLA	81,000	4	1968	135 kW	D	113	108
CTDA	84,500	6	2995	245 kW	B	130	201	CYMC	82,500	4	1984	185 kW	B	125	171
CTEC	83,000	8	4134	283 kW	D	126	178	CYNB	82,500	4	1984	185 kW	B	125	171
CTFA	84,500	8	3993	382 kW	B	131	210	CYPA	82,500	4	1984	185 kW	B	125	171
CTGA	84,500	8	3993	320 kW	B	131	210	CYPB	82,500	4	1984	183 kW	B	125	171
CTGE	84,500	8	3993	331 kW	B	131	207	CYRB	82,500	4	1984	185 kW	B	125	171
CTGF	84,500	8	3993	331 kW	B	131	210	CYRC	82,500	4	1984	183 kW	B	125	171
CTHG	76,500	4	1390	136 kW	B	96	17	CYVA	71,000	4	1197	63 kW	B	94	5
CTJA	76,500	4	1390	136 kW	B	96	17	CYVB	71,000	4	1197	81 kW	B	94	5
CTNA	86,000	12	6299	368 kW	B	132	216	CY	76,500	4	1588	51 kW	D	97	21
CTPA	84,500	10	5204	404 kW	B	131	212	CZAA	83,000	8	3956	310 kW	D	127	187
CTPB	84,500	10	5204	419 kW	B	131	212	CZAC	83,000	8	3956	320 kW	D	127	184
CTSA	82,500	5	2480	228 kW	B	122	154	CZCA	74,500	4	1395	92 kW	B	94	7
CTTA	84,500	6	2995	228 kW	B	131	213	CZCC	74,500	4	1395	85 kW	B	94	7
CTUA	84,500	6	2995	228 - 231 kW	B	131	213	CZDA	74,500	4	1395	110 kW	B	94	7
CTUB	84,500	6	2995	245 kW	B	131	211	CZDB	74,500	4	1395	92 kW	B	94	7
CTUC	84,500	6	2995	200 kW	B	130	201	CZDD	74,500	4	1395	92 kW	B	94	7
CTUD	84,500	6	2995	260 kW	B	130	201	CZEA	74,500	4	1395	110 kW	B	94	7
CTVA	84,500	6	2995	200 kW	B	130	201	CZGA	82,500	5	2480	250 kW	B	124	168
CTWA	84,500	6	2995	245 kW	B	131	213	CZGB	82,500	5	2480	270 kW	B	124	168
CTWB	84,500	6	2995	206 kW	B	131	213	CZHA	81,000	4	1968	110 kW	D	114	110
CTXA	84,500	6	2995	260 kW	B	130	201	CZJA	81,000	4	1968	140 kW	D	114	110
CTYA	84,500	10	5204	386 kW	B	131	212	CZPA	82,500	4	1984	132 kW	B	125	171
CUEA	83,000	6	2967	190 kW	D	127	184	CZPB	82,500	4	1984	140 kW	B	125	170
CUKB	74,500	4	1395	110 kW	B	94	7	CZPC	82,500	4	1984	147 kW	B	125	171
CULB	82,500	4	1984	132 kW	B	125	171	CZRA	82,500	4	1984	137 kW	B	125	170
CULC	82,500	4	1984	162 kW	B	125	171	CZSA	84,500	6	2995	210 kW	B	130	201
CUNA	81,000	4	1968	135 kW	D	114	114	CZSE	84,500	6	2995	250 kW	B	130	201
CUPA	81,000	4	1968	135 kW	D	112	101	CZVA	83,000	6	2967	160 kW	D	127	182
CUSB	79,500	3	1422	66 kW	D	103	52	CZVB	83,000	6	2967	160 kW	D	127	185
CUVB	81,000	4	1968	100 kW	D	113	107	CZVC	83,000	6	2967	155 kW	D	127	184


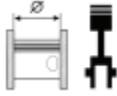




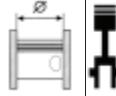





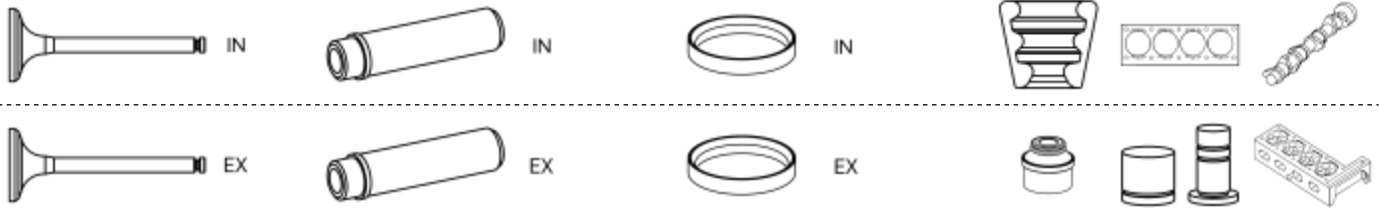
ENGINE			ccm	kW			1 POS	ENGINE			ccm	kW			1 POS
CZVD	83,000	6	2967	155 kW	D	127	185	DHUB	86,000	8	3996	441 kW	B	132	216
CZVE	83,000	6	2967	140 kW	D	127	187	DHVA	83,000	8	3956	320 kW	D	127	186
CZVF	83,000	6	2967	140 kW	D	127	187	DHXA	83,000	6	2967	210 kW	D	127	182
CZZA	83,000	6	2967	160 kW	D	127	187	DHXC	83,000	6	2967	170 kW	D	127	182
CZZB	83,000	6	2967	155 kW	D	127	184	DJGA	81,000	4	1968	135 kW	D	112	101
DADA	74,500	4	1498	110 kW	B	95	8	DJHA	82,500	4	1984	228 kW	B	125	171
DAJB	82,500	4	1798	141 kW	B	124	162	DJHB	82,500	4	1984	213 kW	B	125	171
DAXB	82,500	4	1984	185 kW	B	125	171	DJJA	82,500	4	1984	215 kW	B	125	171
DAXC	82,500	4	1984	183 kW	B	125	171	DJKA	74,500	4	1395	110 kW	B	95	9
DAYB	82,500	4	1984	185 kW	B	125	171	DJPB	86,000	8	3996	441 kW	B	132	216
DAZA	82,500	5	2480	294 kW	B	125	171	DJYA	82,500	4	1984	185 kW	B	125	171
DBBA	81,000	4	1968	110 kW	D	114	116	DKAA	84,500	10	5204	449 kW	B	130	201
DBGA	81,000	4	1968	110 kW	D	112	101	DKAB	84,500	10	5204	397 kW	B	130	201
DBKA	79,500	4	1598	81 kW	D	103	54	DKAC	84,500	10	5204	419 kW	B	130	201
DBPA	82,500	4	1984	140 kW	B	125	171	DKJA	74,500	3	999	85 kW	B	95	9
DCBD	84,500	6	2995	250 kW	B	130	201	DKLA	74,500	3	999	70 kW	B	94	6
DCBE	84,500	6	2995	250 kW	B	130	201	DKMB	84,500	6	2894	331 kW	B	130	201
DCPC	83,000	6	2967	210 kW	D	127	184	DKNA	82,500	4	1984	180 kW	B	125	171
DCPE	83,000	6	2967	170 kW	D	127	187	DKRF	74,500	3	999	85 kW	B	95	10
DCUE	86,000	8	3996	373 kW	B	132	216	DKTA	82,500	4	1984	169 kW	B	125	170
DCYA	81,000	4	1968	110 kW	D	112	101	DKTB	82,500	4	1984	180 kW	B	125	170
DDCA	81,000	4	1968	100 kW	D	114	110	DKTC	82,500	4	1984	140 kW	B	125	172
DDCB	81,000	4	1968	110 kW	D	112	101	DKYA	82,500	4	1984	140 kW	B	125	170
DDDA	81,000	4	1968	140 kW	D	114	110	DKZA	82,500	4	1984	140 kW	B	125	170
DDTA	84,500	8	3993	445 kW	B	130	201	DKZB	82,500	4	1984	145 kW	B	125	171
DDVB	83,000	6	2967	210 kW	D	127	184	DKZC	82,500	4	1984	147 kW	B	125	171
DDVC	83,000	6	2967	210 kW	D	127	184	DLAA	74,500	3	999	81 kW	B	95	11
DDVE	83,000	6	2967	170 kW	D	127	184	DLAC	74,500	3	999	70 kW	B	95	11
DDVF	83,000	6	2967	155 kW	D	127	187	DLGA	82,500	4	1984	185 kW	B	124	168
DDWA	82,500	4	1984	183 - 185 kW	B	125	171	DLHA	82,500	4	1984	180 kW	B	125	171
DDYA	79,500	4	1598	85 kW	D	103	52	DLHB	82,500	4	1984	185 kW	B	125	171
DDYB	79,500	4	1598	66 kW	D	104	55	DLHC	82,500	4	1984	140 kW	B	124	168
DD	81,000	4	1781	55 kW	B	113	109	DLRA	82,500	4	1984	215 kW	B	125	171
DECA	84,500	6	2894	331 kW	B	130	201	DLVA	82,500	4	1984	140 kW	B	125	171
DEHA	83,000	6	2967	250 kW	D	127	187	DLVB	82,500	4	1984	110 kW	B	125	171
DEJA	81,000	4	1968	110 kW	D	114	111	DLZA	84,500	6	2995	250 kW	B	130	201
DEJB	81,000	4	1968	81 kW	D	114	112	DMFA	82,500	4	1984	180 kW	B	125	171
DEMA	82,500	4	1984	140 kW	B	125	171	DMFB	82,500	4	1984	185 kW	B	124	168
DEMB	82,500	4	1984	110 kW	B	125	171	DMSA	82,500	4	1984	150 kW	B	124	168
DESA	81,000	4	1968	140 kW	D	114	110	DMSB	82,500	4	1984	110 kW	B	124	168
DETA	81,000	4	1968	140 kW	D	114	110	DMTA	82,500	4	1984	195 kW	B	124	168
DETB	81,000	4	1968	120 kW	D	114	110	DMTC	82,500	4	1984	150 kW	B	124	168
DEUA	81,000	4	1968	110 kW	D	114	110	DMVA	83,000	8	3956	320 kW	D	127	187
DEUB	81,000	4	1968	100 kW	D	114	110	DMWA	84,500	10	5204	456 kW	B	130	201
DEUC	81,000	4	1968	90 kW	D	112	101	DMWC	84,500	10	5204	456 kW	B	130	201
DEWA	83,000	6	2967	257 kW	D	127	187	DNEA	82,500	4	1984	180 kW	B	124	168
DEWB	83,000	6	2967	255 kW	D	127	187	DNFB	82,500	4	1984	228 kW	B	124	168
DE	76,500	5	1986	64 - 66 kW	D	97	22	DNFC	82,500	4	1984	221 kW	B	124	168
DFBA	81,000	4	1968	150 kW	D	114	113	DNFD	82,500	4	1984	235 kW	B	124	168
DFGA	81,000	4	1968	110 kW	D	114	114	DNNA	82,500	4	1984	140 kW	B	124	168
DFHA	81,000	4	1968	140 kW	D	114	114	DNNB	82,500	4	1984	145 kW	B	124	168
DFTA	81,000	4	1968	110 kW	D	114	116	DNND	82,500	4	1984	152 kW	B	124	168
DFTB	81,000	4	1968	100 kW	D	114	115	DNPA	82,500	4	1984	180 kW	B	124	168
DFTC	81,000	4	1968	88 kW	D	114	116	DNTA	82,500	4	1984	180 kW	B	125	171
DFUA	81,000	4	1968	135 kW	D	114	116	DNUE	82,500	4	1984	221 kW	B	125	171
DFVA	81,000	4	1968	140 kW	D	113	107	DNUF	82,500	4	1984	225 kW	B	124	168
DFYA	74,500	4	1498	110 kW	B	95	8	DNWA	82,500	5	2480	294 kW	B	125	171
DGCA	81,000	4	1968	135 kW	D	112	101	DNWC	82,500	5	2480	294 kW	B	124	168
DGEA	74,500	4	1395	110 kW	B	95	9	DNWD	82,500	5	2480	299 kW	B	124	168
DGTE	79,500	4	1598	85 kW	D	103	52	DPAA	82,500	4	1984	195 kW	B	124	168
DHDA	82,500	4	1984	140 kW	B	125	171	DPCA	74,500	4	1498	110 kW	B	95	8
DHHA	82,500	4	1984	170 kW	B	124	168	DPUA	82,500	4	1984	195 kW	B	124	168

ENGINE			ccm	kW			1 POS	ENGINE			ccm	kW			1 POS
DPVA	82,500	4	1984	195 kW	B	124	168	NP	81,000	4	1781	66 kW	B	118	132
DPXA	83,000	6	2967	210 kW	D	127	187	PH	81,000	4	1781	66 kW	B	118	132
DPXB	83,000	6	2967	170 kW	D	127	187	PM	81,000	4	1781	66 kW	B	107	74
DRXA	82,500	4	1984	125 kW	B/G	124	168	PP	81,000	4	1595	51 kW	B	107	74
DRYA		4	1984	195 kW	B	94	1	PR	81,000	5	2226	100 kW	B	118	133
DR	81,000	4	1781	55 kW	B	115	117	PS	81,000	5	1994	85 kW	B	119	134
DSFA	82,500	4	1984	228 kW	B	124	168	PT	81,000	8	3562	180 - 184 kW	B	119	135
DSFD	82,500	4	1984	245 kW	B	124	168	PV	81,000	4	1781	79 - 81 kW	B	119	136
DSRB	81,000	4	1968	110 kW	D	115	119	PX	81,000	5	2226	88 kW	B	117	128
DS	81,000	4	1781	66 kW	B	115	118	RA	76,500	4	1588	59 kW	D	98	25
DTA	81,000	4	1595	51 - 55 kW	B	115	120	RN	81,000	4	1595	55 kW	B	116	121
DT	81,000	4	1595	55 kW	B	115	118	RR	81,000	5	2226	162 kW	B	118	131
DWLA	86,000	8	3996	441 kW	B	132	216	RS	81,000	4	1781	55 kW	B	119	137
DWRB	86,000	8	3996	373 kW	B	132	216	RT	81,000	5	1994	85 kW	B	119	138
DXHA	82,500	5	2480	299 kW	B	124	168	RU	81,000	4	1781	55 kW	B	107	74
DXHB	82,500	5	2480	294 kW	B	124	168	SA	81,000	4	1595	54 kW	B	119	139
DYGA	86,000	8	3996	463 kW	B	132	216	SB	76,500	4	1588	59 kW	D	98	26
DYGB	86,000	8	3669	441 kW	B	132	216	SD	82,500	4	1847	83 kW	B	126	175
DZ	81,000	4	1781	82 kW	B	116	121	SF	81,000	4	1781	65 - 66 kW	B	107	74
EP	75,000	4	1297	44 kW	B	95	12	SH	81,000	4	1781	65 - 66 kW	B	120	140
FS	79,500	4	1588	53 kW	B	104	60	SK	81,000	5	1994	83 kW	B	117	128
FY	75,000	4	1272	40 - 44 kW	B	95	13	SL	81,000	5	1994	83 kW	B	116	123
FZ	75,000	4	1272	44 kW	B	95	13	WA	86,500	4	1984	85 kW	B	132	217
GV	79,500	5	2144	147 kW	B	104	60	WB	79,500	5	2144	85 kW	B	105	61
HB	69,500	4	1093	37 kW	B	94	2	WC	79,500	5	2144	100 kW	B	104	59
HC	69,500	4	1093	44 kW	B	94	2	WD	79,500	5	2144	75 - 79 kW	B	104	60
HD	69,500	4	1093	38 kW	B	94	2	WE	79,500	5	2144	75 - 85 kW	B	104	60
HH	75,000	4	1272	44 kW	B	95	13	WF	86,500	4	1984	77 kW	B	132	217
HJ	75,000	4	1272	43 kW	B	95	13	WG	79,500	5	2144	100 kW	B	104	60
HP	81,000	5	1994	85 kW	B	116	122	WH	79,500	5	1921	74 kW	B	105	61
HX	81,000	5	2226	101 kW	B	117	126	WJ	79,500	5	2144	125 kW	B	105	61
HY	81,000	5	2226	100 kW	B	116	123	WK	79,500	5	2144	96 - 100 kW	B	105	61
JK	76,500	4	1588	40 kW	D	98	23	WN	79,500	5	1921	85 kW	B	105	61
JL	81,000	5	1994	81 kW	B	116	124	WP	79,500	4	1588	48 - 51 kW	B	105	62
JN	81,000	4	1781	66 - 68 kW	B	116	121	WR	79,500	5	2144	147 kW	B	105	63
JS	81,000	5	1994	85 kW	B	116	122	WS	79,500	5	2144	125 kW	B	105	61
JT	81,000	5	2226	82 - 89 kW	B	117	128	WT	79,500	4	1715	55 - 58 kW	B	105	64
JU	81,000	4	1595	55 kW	B	117	125	WU	79,500	5	2144	75 - 79 kW	B	105	65
JV	81,000	4	1781	66 kW	B	115	118	WVA	79,500	4	1588	55 kW	B	105	66
JW	81,000	4	1781	66 kW	B	118	132	WV	79,500	4	1588	55 kW	B	105	64
JY	79,500	5	2144	134 kW	B	104	60	WX	79,500	5	2144	118 - 119 kW	B	104	60
KE	79,500	5	2144	96 kW	B	105	61	WY	79,500	4	1588	55 kW	B	104	60
KF	79,500	5	2144	96 kW	B	104	56	WZ	79,500	4	1588	55 kW	B	104	60
KG	79,500	5	2144	134 kW	B	104	57	XX	79,500	4	1584	74 kW	B	105	63
KH	79,500	5	2144	100 - 104 kW	B	104	60	YD	84,000	4	1871	70 kW	B	128	191
KJ	79,500	5	2144	125 kW	B	105	61	YG	79,500	4	1588	57 - 61 kW	B	104	60
KK	79,500	5	2144	100 kW	B	104	57	YH	79,500	4	1588	57 - 61 kW	B	104	60
KL	79,500	5	2144	96 kW	B	104	57	YJ	76,500	4	1471	55 kW	B	98	27
KP	81,000	5	1994	85 kW	B	116	122	YK	79,500	4	1588	59 - 61 kW	B	104	60
KU	81,000	5	2226	101 - 103 kW	B	117	126	YN	79,500	4	1588	55 kW	B	104	60
KV	81,000	5	2226	100 kW	B	117	126	YP	79,500	4	1588	63 kW	B	105	64
KW	79,500	5	2144	220 - 225 kW	B	104	58	YS	79,500	4	1588	81 kW	B	105	63
KX	81,000	5	2226	75 - 88 kW	B	117	127	YT	79,500	4	1588	51 kW	B	104	60
KZ	81,000	5	2226	82 - 85 kW	B	117	128	YV	79,500	4	1588	63 kW	B	105	64
MB	81,000	5	2226	147 kW	B	117	128	YY	79,500	4	1588	51 kW	B	104	60
MC	81,000	5	2226	97 - 121 kW	B	118	129	YZ	79,500	4	1588	81 kW	B	105	63
MU	81,000	4	1781	82 kW	B	118	130	ZA	75,000	4	1297	40 kW	B	95	14
NC	76,500	5	1986	74 kW	D	98	24	ZB	76,500	4	1471	55 kW	B	98	27
NE	81,000	4	1781	66 kW	B	116	121	ZC	76,500	4	1471	63 kW	B	98	27
NF	82,500	5	2309	97 - 100 kW	B	125	173	ZF	75,000	4	1297	44 kW	B	95	14
NG	82,500	5	2309	97 - 100 kW	B	125	174	ZS	81,500	4	1760	74 - 79 kW	B	120	141
NM	81,000	5	1994	118 kW	B	118	131	ZV	79,500	4	1716	59 kW	B	105	67





			<b>ccm</b>	<b>kW</b>			<b>1</b> POS
ZX	81,500	4	1760	66 - 73 kW	B	120	141
			<b>ccm</b>	<b>kW</b>			<b>1</b> POS
ZZ	81,500	4	1760	66 - 79 kW	B	120	141



**1**

DRYA ,

915097-8

Ø 6,00

**69,500 mm**

HB , HC , HD ,

**2**

912801-8

Ø 8,00

**71,000 mm**

CBZA ,

**3**

850209-4

880228-4

35,60 x 6,00 x 98,50 x 45°

11,05 x 6,00 x 36,15 | IN | EX

860210-4

30,10 x 6,00 x 98,50 x 45°

915097-8

Ø 6,00

**71,000 mm**

CBZB ,

**4**

850209-4

880228-4

M-6

35,60 x 6,00 x 98,50 x 45°

11,05 x 6,00 x 36,15 | IN | EX

860210-4

30,10 x 6,00 x 98,50 x 45°

915097-8

Ø 6,00

**71,000 mm**

CJZA , CJZB , CYVA , CYVB ,

**5**

855019-4

M-5

26,60 x 5,00 x 110,25 x 45°

865020-4

23,60 x 5,00 x 110,10 x 30°

**74,500 mm**

CHZB , CHZJ , CHZL , DKLA ,

**6**

855004-4

M-5

29,50 x 5,00 x 110,20 x 45°

855021-4

28,50 x 5,00 x 110,25 x 45°

865005-4

27,00 x 5,00 x 110,20 x 30°

865022-4

25,00 x 5,00 x 110,10 x 30°

**74,500 mm**

CHPB , CHZD , CHZE , CMBA , CPTA , CPWA , CUKB , CVNA , CXSA , CXSB , CXUA , CZCA , CZCC , CZDA , CZDB , CZDD , CZEA ,

**7**

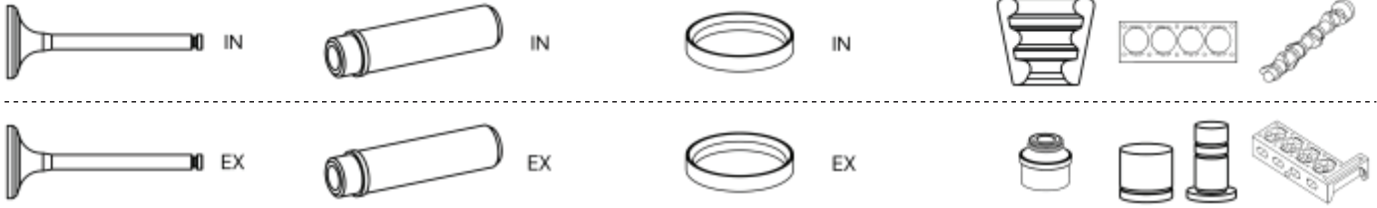
855021-4

M-5

28,50 x 5,00 x 110,25 x 45°

865022-4

25,00 x 5,00 x 110,10 x 30°



**74,500 mm**

**8**

DADA , DFYA , DPCA ,

M-5

**74,500 mm**

**9**

DGEA , DJKA , DKJA ,

855021-4

M-5

28,50 x 5,00 x 110,25 x 45°

**74,500 mm**

**10**

DKRF ,

855004-4

M-5

29,50 x 5,00 x 110,20 x 45°

855021-4

28,50 x 5,00 x 110,25 x 45°

865005-4

27,00 x 5,00 x 110,20 x 30°

**74,500 mm**

**11**

DLAA , DLAC ,

M-5

865022-4

25,00 x 5,00 x 110,10 x 30°

**75,000 mm**

**12**

EP ,

855040-4

880223-4

M-8

34,00 x 8,00 x 104,00 x 45°

12,07 x 8,00 x 42,50 | IN | EX

855043-4

34,00 x 8,00 x 98,70 x 45°

912801-8

Ø 8,00

**75,000 mm**

**13**

FY , FZ , HH , HJ ,

855040-4

905005-1

34,00 x 8,00 x 104,00 x 45°

912801-8

Ø 8,00

**75,000 mm**

**14**

ZA , ZF ,

855043-4

880223-4

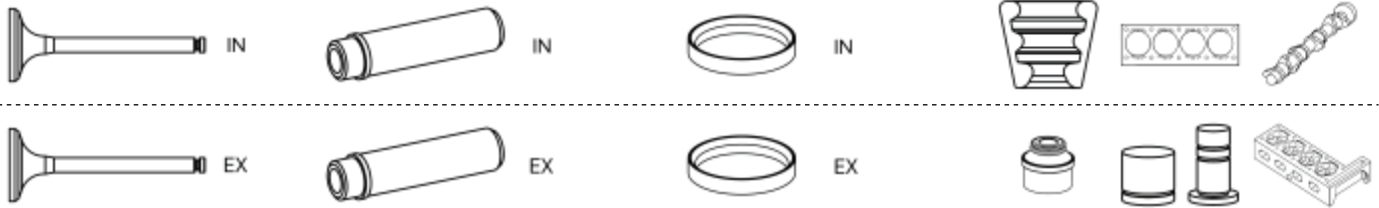
M-8

34,00 x 8,00 x 98,70 x 45°

12,07 x 8,00 x 42,50 | IN | EX

912801-8

Ø 8,00



## 76,500 mm

15

ANY ,

**850219-3**

**880227-4**

**M-7**

35,90 x 7,00 x 89,70 x 45°

12,08 x 7,00 x 36,00 | IN | EX

**855087-4**

35,90 x 7,00 x 90,00 x 45°

**860220-3**

**915001-8**

**975003-8**

31,50 x 7,00 x 89,70 x 45°

Ø 7,00

Hydro

**865092-4**

31,60 x 7,00 x 89,90 x 45°

## 76,500 mm

16

BAH ,

**850273-3**

**880228-4**

34,50 x 6,00 x 99,25 x 45°

11,05 x 6,00 x 36,15 | IN | EX

**860272-4**

**915097-8**

28,00 x 6,00 x 99,10 x 45°

Ø 6,00

## 76,500 mm

17

AUA , BAD , BAG , BBY , BLF , BLP , CAVG , CAXA , CAXC , CMSA , CNVA , CTHG , CTJA ,

**855061-4**

**880228-4**

**M-6**

29,60 x 6,00 x 101,00 x 45°

11,05 x 6,00 x 36,15 | IN | EX

**865062-4**

**915097-8**

26,15 x 6,00 x 100,60 x 45°

Ø 6,00

## 76,500 mm

18

CN ,

**850213-4**

**880223-4**

**M-8**

**515006-1**

36,00 x 8,00 x 104,80 x 45°

12,07 x 8,00 x 42,50 | IN | EX

**855039-4**

36,00 x 8,00 x 104,90 x 45°

**855059-4**

36,00 x 8,00 x 104,90 x 45°

**855063-4**

36,00 x 8,00 x 95,10 x 45°

**860212-4**

**912801-8**

**975001-8**

31,10 x 8,00 x 104,55 x 45°

Ø 8,00

Hydro

**865052-4**

31,10 x 8,00 x 104,60 x 45°

**865060-4**

31,10 x 8,00 x 95,55 x 45°

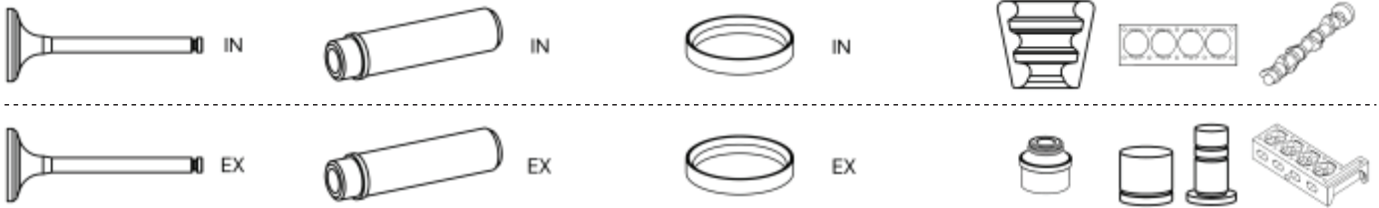
## 76,500 mm

19

CNUA ,

**915097-8**

Ø 6,00



## 76,500 mm

### 20

CR,

**850211-4**

34,00 x 8,00 x 105,00 x 45°

M-8

905004-1

**855011-4**

34,00 x 8,00 x 95,50 x 45°

905091-1

**855031-4**

34,00 x 8,00 x 105,00 x 45°

**860212-4**

31,10 x 8,00 x 104,55 x 45°

912801-8

485002-1

**865052-4**

31,10 x 8,00 x 104,60 x 45°

Ø 8,00

**865060-4**

31,10 x 8,00 x 95,55 x 45°

## 76,500 mm

### 21

CY,

**855089-4**

34,00 x 8,00 x 95,50 x 45°

M-8

905003-1

905004-1

**865052-4**

31,10 x 8,00 x 104,60 x 45°

912801-8

975001-8

485002-1

**865060-4**

31,10 x 8,00 x 95,55 x 45°

Ø 8,00

Hydro

485005-1

## 76,500 mm

### 22

DE,

**855059-4**

36,00 x 8,00 x 104,90 x 45°

**880223-4**

12,07 x 8,00 x 42,50 | IN | EX

M-8

515006-1

**860212-4**

31,10 x 8,00 x 104,55 x 45°

912801-8

975001-8

**865052-4**

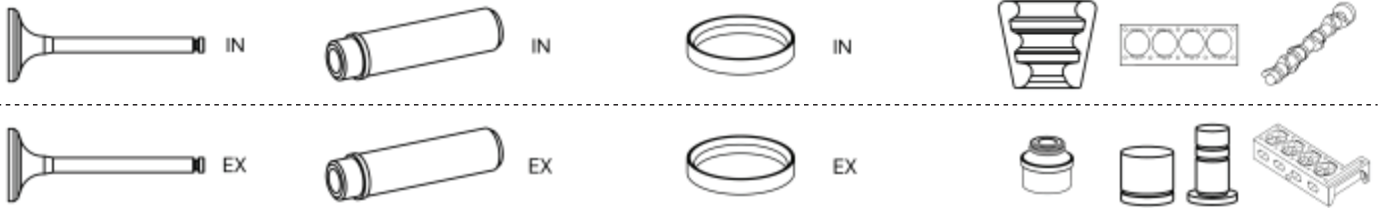
31,10 x 8,00 x 104,60 x 45°

Ø 8,00

Hydro

**865060-4**

31,10 x 8,00 x 95,55 x 45°



<b>76,500 mm</b>	<b>23</b>
------------------	-----------

<b>JK ,</b>			
<b>850211-4</b>		<b>M-8</b>	<b>905003-1</b>
34,00 x 8,00 x 105,00 x 45°			
<b>855011-4</b>			<b>905004-1</b>
34,00 x 8,00 x 95,50 x 45°			
<b>855089-4</b>			<b>905091-1</b>
34,00 x 8,00 x 95,50 x 45°			
<b>860212-4</b>		<b>912801-8</b>	<b>975001-8</b> <b>485002-1</b>
31,10 x 8,00 x 104,55 x 45°			
<b>865052-4</b>		Ø 8,00   Hydro	
31,10 x 8,00 x 104,60 x 45°			
<b>865060-4</b>			
31,10 x 8,00 x 95,55 x 45°			

<b>76,500 mm</b>	<b>24</b>
------------------	-----------

<b>NC ,</b>			
	<b>880223-4</b>	<b>M-8</b>	<b>515006-1</b>
12,07 x 8,00 x 42,50   IN   EX			
<b>865060-4</b>		<b>912801-8</b>	<b>975001-8</b>
31,10 x 8,00 x 95,55 x 45°			
		Ø 8,00   Hydro	

<b>76,500 mm</b>	<b>25</b>
------------------	-----------

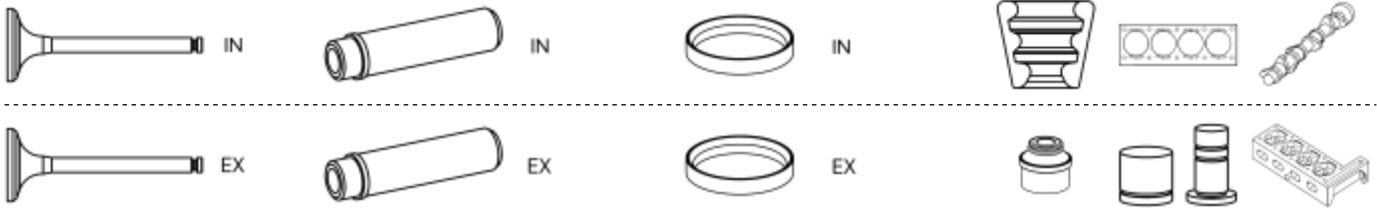
<b>RA ,</b>			
<b>855011-4</b>		<b>M-8</b>	<b>905003-1</b>
34,00 x 8,00 x 95,50 x 45°			
<b>855089-4</b>			
34,00 x 8,00 x 95,50 x 45°			
<b>865060-4</b>		<b>912801-8</b>	<b>975001-8</b> <b>485005-1</b>
31,10 x 8,00 x 95,55 x 45°			
		Ø 8,00   Hydro	

<b>76,500 mm</b>	<b>26</b>
------------------	-----------

<b>SB ,</b>			
<b>855011-4</b>		<b>M-8</b>	<b>905003-1</b>
34,00 x 8,00 x 95,50 x 45°			
<b>855089-4</b>			
34,00 x 8,00 x 95,50 x 45°			
<b>865060-4</b>		<b>912801-8</b>	<b>975001-8</b>
31,10 x 8,00 x 95,55 x 45°			
		Ø 8,00   Hydro	

<b>76,500 mm</b>	<b>27</b>
------------------	-----------

<b>YJ , ZB , ZC ,</b>			
<b>855043-4</b>	<b>880223-4</b>	<b>M-8</b>	
34,00 x 8,00 x 98,70 x 45°   12,07 x 8,00 x 42,50   IN   EX			
		<b>912801-8</b>	
		Ø 8,00	



**78,300 mm** **28**

AKF ,

915097-8

Ø 6,00

**78,300 mm** **29**

BAU , BCZ , BDG , BDH , BND ,

**850281-4** **880230-4**

27,30 x 6,00 x 100,60 x 45° 10,06 x 6,00 x 42,00 | IN | EX

**860282-4**

24,10 x 6,00 x 100,60 x 45°

915097-8

Ø 6,00

970227-8

Hydro

**78,300 mm** **30**

AFB , AKE , AKN , AYM , BFC ,

**850237-6** **880230-4**

27,25 x 6,00 x 100,50 x 45° 10,06 x 6,00 x 42,00 | IN | EX

**515096-1**

**515097-1**

**515098-1**

**515099-1**

**860238-6**

24,25 x 6,00 x 100,50 x 45°

915097-8

Ø 6,00

**860240-6**

24,20 x 6,00 x 101,00 x 45°

**79,500 mm** **31**

1Y ,

**855017-4** **880227-4**

36,00 x 7,00 x 95,60 x 45° 12,08 x 7,00 x 36,00 | IN | EX

M-7

905024-1

515002-1

**855063-4**

36,00 x 8,00 x 95,10 x 45°

M-8

**865018-4**

31,25 x 7,00 x 95,65 x 45°

912801-8

Ø 8,00

975001-8

Hydro

485007-1

**865064-4**

31,30 x 8,00 x 95,60 x 45°

915001-8

Ø 7,00

485011-1

**79,500 mm** **32**

3D , AAS ,

**855063-4**

36,00 x 8,00 x 95,10 x 45°

M-8

515006-1

**865064-4**

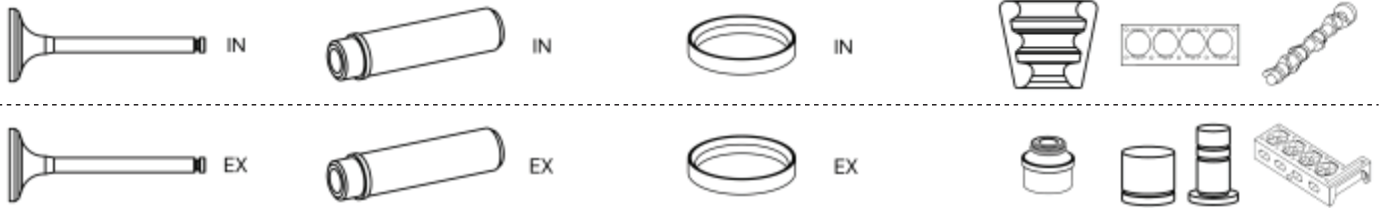
31,30 x 8,00 x 95,60 x 45°

912801-8

Ø 8,00

975001-8

Hydro



## 79,500 mm

33

AAZ ,

<b>855017-4</b> 36,00 x 7,00 x 95,60 x 45°	<b>880227-4</b> 12,08 x 7,00 x 36,00   IN   EX	<b>M-7</b>	<b>905024-1</b>	<b>515002-1</b>
---	---	------------	-----------------	-----------------

**M-8**

**865018-4**

31,25 x 7,00 x 95,65 x 45°

**912801-8**

Ø 8,00

**975001-8**

Hydro

**485008-1**

**865064-4**

31,30 x 8,00 x 95,60 x 45°

**915001-8**

Ø 7,00

## 79,500 mm

34

ADE ,

**M-7**

**905024-1**

**M-8**

**865018-4**

31,25 x 7,00 x 95,65 x 45°

**912801-8**

Ø 8,00

**865064-4**

31,30 x 8,00 x 95,60 x 45°

**915001-8**

Ø 7,00

## 79,500 mm

35

1Z , AFF , AFN ,

<b>855038-4</b> 36,05 x 7,00 x 96,90 x 45°	<b>880227-4</b> 12,08 x 7,00 x 36,00   IN   EX	<b>M-7</b>	<b>905008-1</b>	<b>515001-1</b>
---	---	------------	-----------------	-----------------

**855093-4**

35,95 x 8,00 x 96,85 x 45°

**M-8**

**865039-4**

31,55 x 7,00 x 96,90 x 45°

**912801-8**

Ø 8,00

**975001-8**

Hydro

**865088-4**

31,40 x 8,00 x 96,85 x 45°

**915001-8**

Ø 7,00

## 79,500 mm

36

AGR , AHF ,

<b>855038-4</b> 36,05 x 7,00 x 96,90 x 45°	<b>880227-4</b> 12,08 x 7,00 x 36,00   IN   EX	<b>M-7</b>	<b>905007-1</b>
---	---	------------	-----------------

**865039-4**

31,55 x 7,00 x 96,90 x 45°

**915001-8**

Ø 7,00

**975001-8**

Hydro

**975002-8**

Hydro

## 79,500 mm

37

AHH ,

<b>855038-4</b> 36,05 x 7,00 x 96,90 x 45°	<b>880227-4</b> 12,08 x 7,00 x 36,00   IN   EX	<b>M-7</b>	<b>905008-1</b>	<b>515001-1</b>
---	---	------------	-----------------	-----------------

**865039-4**

31,55 x 7,00 x 96,90 x 45°

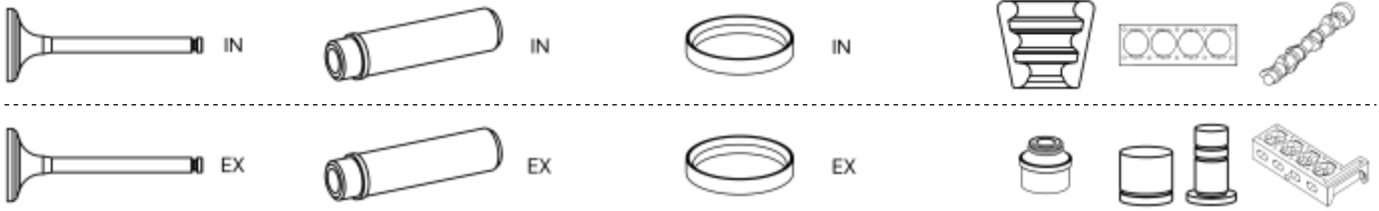
**915001-8**

Ø 7,00

**975001-8**

Hydro





## 79,500 mm

**38**

AHU ,

<b>855038-4</b> 36,05 x 7,00 x 96,90 x 45°	<b>880227-4</b> 12,08 x 7,00 x 36,00   IN   EX	<b>M-7</b>	<b>905008-1</b>	<b>515001-1</b>
---	---	------------	-----------------	-----------------

<b>855093-4</b> 35,95 x 8,00 x 96,85 x 45°		<b>M-8</b>		
---	--	------------	--	--

<b>865039-4</b> 31,55 x 7,00 x 96,90 x 45°		<b>915001-8</b>	<b>975001-8</b>	
		Ø 7,00	Hydro	

<b>865088-4</b> 31,40 x 8,00 x 96,85 x 45°				
---	--	--	--	--

## 79,500 mm

**39**

ALH , ASV ,

<b>855038-4</b> 36,05 x 7,00 x 96,90 x 45°	<b>880227-4</b> 12,08 x 7,00 x 36,00   IN   EX	<b>M-7</b>	<b>905007-1</b>	
---	---	------------	-----------------	--

<b>865039-4</b> 31,55 x 7,00 x 96,90 x 45°		<b>915001-8</b>	<b>975002-8</b>	
		Ø 7,00	Hydro	

## 79,500 mm

**40**

AMF ,

<b>850241-4</b> 36,00 x 7,00 x 89,50 x 45°	<b>880226-4</b> 12,08 x 7,00 x 38,00   IN   EX	<b>M-7</b>		
---	---	------------	--	--

<b>855087-4</b> 35,90 x 7,00 x 90,00 x 45°	<b>880227-4</b> 12,08 x 7,00 x 36,00   IN   EX			
---	---	--	--	--

<b>860244-4</b> 31,60 x 7,00 x 89,00 x 45°		<b>915001-8</b>	<b>975003-8</b>	
		Ø 7,00	Hydro	

<b>865092-4</b> 31,60 x 7,00 x 89,90 x 45°				
---	--	--	--	--

## 79,500 mm

**41**

ANU ,

<b>855087-4</b> 35,90 x 7,00 x 90,00 x 45°	<b>880226-4</b> 12,08 x 7,00 x 38,00   IN   EX	<b>M-7</b>		<b>515012-1</b>
---	---	------------	--	-----------------

<b>865092-4</b> 31,60 x 7,00 x 89,90 x 45°		<b>915001-8</b>	<b>975003-8</b>	
		Ø 7,00	Hydro	

## 79,500 mm

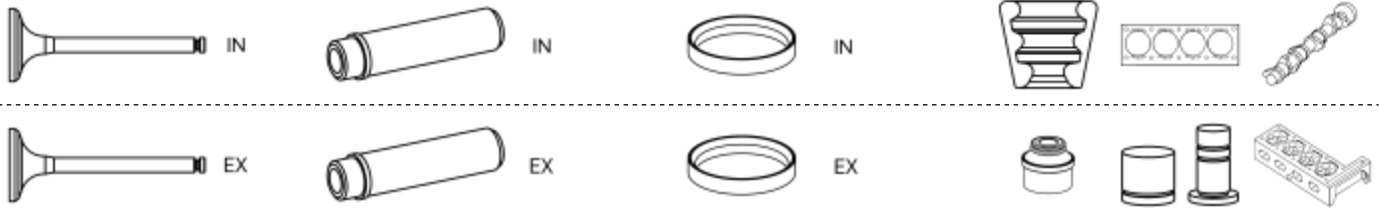
**42**

ASZ ,

<b>855087-4</b> 35,90 x 7,00 x 90,00 x 45°	<b>880226-4</b> 12,08 x 7,00 x 38,00   IN   EX	<b>M-7</b>		<b>515012-1</b>
---	---	------------	--	-----------------

	<b>880227-4</b> 12,08 x 7,00 x 36,00   IN   EX			
--	---	--	--	--

<b>865092-4</b> 31,60 x 7,00 x 89,90 x 45°		<b>915001-8</b>	<b>975003-8</b>	<b>485020-1</b>
		Ø 7,00	Hydro	



## 79,500 mm

43

AJM , ATD , ATJ ,

**855087-4**

35,90 x 7,00 x 90,00 x 45°

M-7

515012-1

**865092-4**

31,60 x 7,00 x 89,90 x 45°

915001-8

975003-8

485020-1

Ø 7,00

Hydro

## 79,500 mm

44

AVB ,

**850241-4**

36,00 x 7,00 x 89,50 x 45°

M-7

515012-1

**855087-4**

35,90 x 7,00 x 90,00 x 45°

**865092-4**

31,60 x 7,00 x 89,90 x 45°

915001-8

975003-8

485020-1

Ø 7,00

Hydro

## 79,500 mm

45

AVF , AWX ,

**850241-4**

36,00 x 7,00 x 89,50 x 45°

**880226-4**

12,08 x 7,00 x 38,00 | IN | EX

M-7

515012-1

**855087-4**

35,90 x 7,00 x 90,00 x 45°

**880227-4**

12,08 x 7,00 x 36,00 | IN | EX

**865092-4**

31,60 x 7,00 x 89,90 x 45°

915001-8

975003-8

485020-1

Ø 7,00

Hydro

## 79,500 mm

46

AVG ,

**855038-4**

36,05 x 7,00 x 96,90 x 45°

**880227-4**

12,08 x 7,00 x 36,00 | IN | EX

M-7

905008-1

515001-1

**865039-4**

31,55 x 7,00 x 96,90 x 45°

915001-8

975001-8

Ø 7,00

Hydro

975002-8

Hydro

## 79,500 mm

47

AXR , BKC , BXE ,

**850241-4**

36,00 x 7,00 x 89,50 x 45°

M-7

515012-1

**860244-4**

31,60 x 7,00 x 89,00 x 45°

915001-8

975003-8

485020-1

Ø 7,00

Hydro

## 79,500 mm

48

ATL , BHC ,

**850241-4**

36,00 x 7,00 x 89,50 x 45°

**880227-4**

12,08 x 7,00 x 36,00 | IN | EX

M-7

**860244-4**

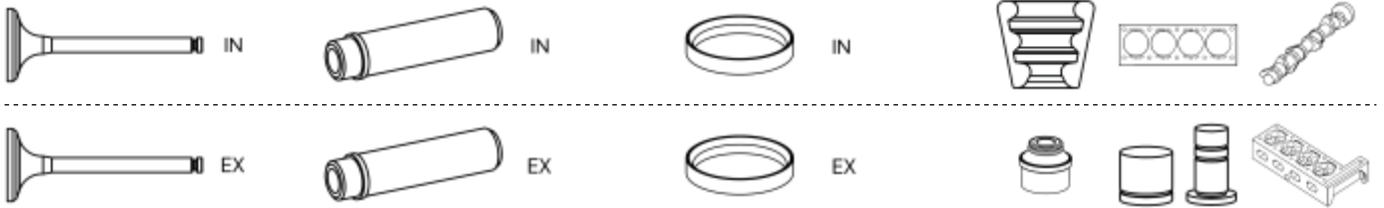
31,60 x 7,00 x 89,00 x 45°

915001-8

975003-8

Ø 7,00

Hydro



## 79,500 mm

49

BKE, BRB,

850241-4

880227-4

M-7

36,00 x 7,00 x 89,50 x 45°

12,08 x 7,00 x 36,00 | IN | EX

860244-4

915001-8

975003-8

485020-1

31,60 x 7,00 x 89,00 x 45°

Ø 7,00

Hydro

## 79,500 mm

50

BLS,

850241-4

M-7

515014-C-1

36,00 x 7,00 x 89,50 x 45°

860244-4

915001-8

975003-8

485020-1

31,60 x 7,00 x 89,00 x 45°

Ø 7,00

Hydro

## 79,500 mm

51

CAYB, CAYC,

850279-4

M-6

515017-1

26,55 x 6,00 x 99,30 x 45°

515018-1

860280-4

915097-8

970227-8

24,45 x 6,00 x 99,10 x 45°

Ø 6,00

Hydro

## 79,500 mm

52

CUSB, DDYA, DGTE,

850279-4

M-6

26,55 x 6,00 x 99,30 x 45°

915097-8

970227-8

Ø 6,00

Hydro

## 79,500 mm

53

CLHA, CRKB, CXMA, CXXB,

850279-4

M-6

26,55 x 6,00 x 99,30 x 45°

860280-4

915097-8

970227-8

24,45 x 6,00 x 99,10 x 45°

Ø 6,00

Hydro

## 79,500 mm

54

DBKA,

850205-4

880230-4

M-6

28,20 x 6,00 x 99,30 x 45°

10,06 x 6,00 x 42,00 | IN | EX

850279-4

26,55 x 6,00 x 99,30 x 45°

860206-4

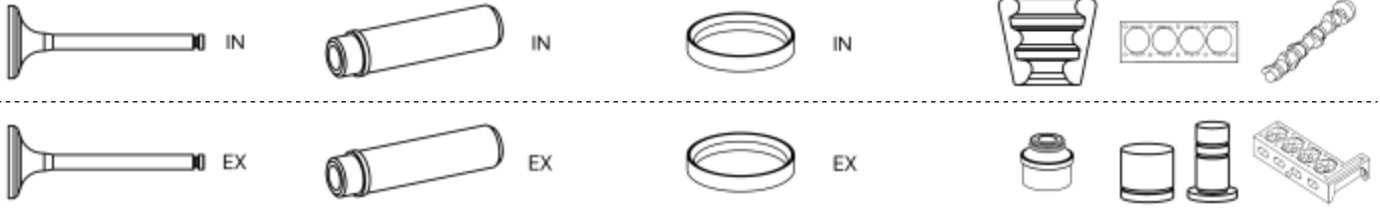
915097-8

26,00 x 6,00 x 99,10 x 45°

Ø 6,00

860280-4

24,45 x 6,00 x 99,10 x 45°



**79,500 mm** **55**

DDYB ,  
**850279-4** **M-6**  
 26,55 x 6,00 x 99,30 x 45°  
**915097-8**  
 Ø 6,00

**79,500 mm** **56**

KF ,  
**M-8**  
**860215-4** **912801-8** **975001-8**  
 33,20 x 8,00 x 98,50 x 45° Ø 8,00 Hydro  
**865049-4**  
 33,00 x 8,00 x 98,50 x 45°

**79,500 mm** **57**

KG , KK , KL ,  
**880223-4** **M-8**  
 12,07 x 8,00 x 42,50 | IN | EX  
**860215-4** **912801-8** **975001-8**  
 33,20 x 8,00 x 98,50 x 45° Ø 8,00 Hydro  
**865049-4**  
 33,00 x 8,00 x 98,50 x 45°

**79,500 mm** **58**

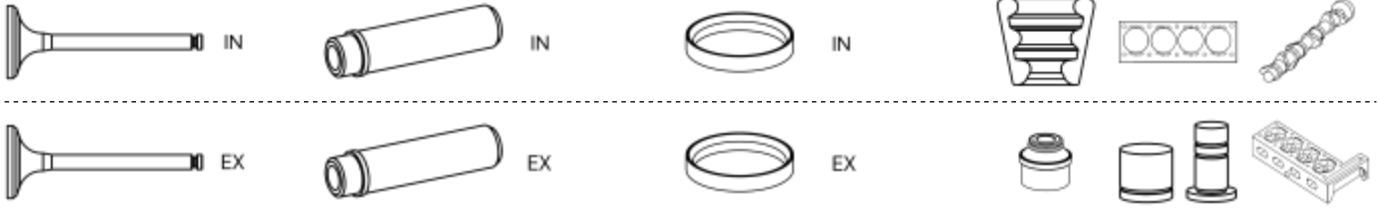
KW ,  
**915001-8**  
 Ø 7,00

**79,500 mm** **59**

WC ,  
**855048-4** **880223-4** **M-8**  
 38,00 x 8,00 x 98,70 x 45° 12,07 x 8,00 x 42,50 | IN | EX  
**860215-4** **912801-8**  
 33,20 x 8,00 x 98,50 x 45° Ø 8,00  
**865049-4**  
 33,00 x 8,00 x 98,50 x 45°

**79,500 mm** **60**

FS , GV , JY , KH , WD , WE , WG , WX , WY , WZ , YG , YH , YK , YN , YT , YY ,  
**912801-8**  
 Ø 8,00



## 79,500 mm

61

KE, KJ, WB, WH, WJ, WK, WN, WS,

880223-4

12,07 x 8,00 x 42,50 | IN | EX

M-8

860215-4

33,20 x 8,00 x 98,50 x 45°

912801-8

Ø 8,00

865049-4

33,00 x 8,00 x 98,50 x 45°

## 79,500 mm

62

WP,

855043-4

34,00 x 8,00 x 98,70 x 45°

M-8

912801-8

Ø 8,00

## 79,500 mm

63

WR, XX, YS, YZ,

880223-4

12,07 x 8,00 x 42,50 | IN | EX

912801-8

Ø 8,00

## 79,500 mm

64

WT, WV, YP, YV,

855043-4

34,00 x 8,00 x 98,70 x 45°

880223-4

12,07 x 8,00 x 42,50 | IN | EX

M-8

912801-8

Ø 8,00

## 79,500 mm

65

WU,

912801-8

Ø 8,00

975001-8

Hydro

## 79,500 mm

66

WVA,

880223-4

12,07 x 8,00 x 42,50 | IN | EX

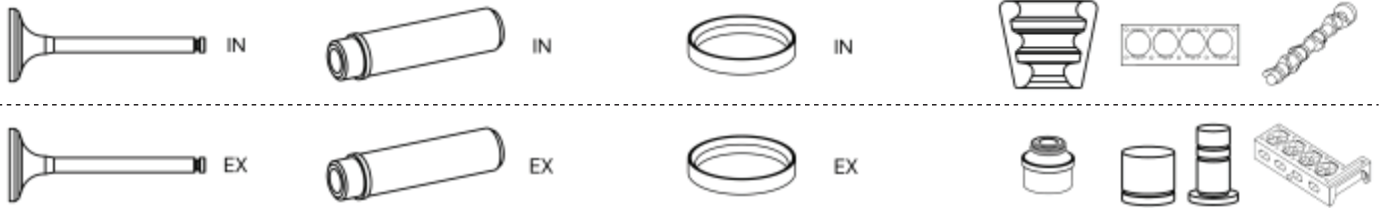
## 79,500 mm

67

ZV,

911002-8

Ø 9,00



**80,000 mm**

**68**

10 , 8910 , 8920 ,

**911002-8**

Ø 9,00

**80,200 mm**

**69**

CLXB ,

**915097-8**

Ø 6,00

**975013-8**

Hydro

**80,200 mm**

**70**

CLXA , CPAA , CVBA ,

**915097-8**

Ø 6,00

**81,000 mm**

**71**

4B ,

**855028-4**

38,10 x 8,00 x 91,80 x 45°

**M-8**

**905002-1**

**865084-4**

33,15 x 8,00 x 91,20 x 45°

**912801-8**

Ø 8,00

**975001-8**

Hydro

**913502-8**

Ø 7,00

**81,000 mm**

**72**

1T , AAT , ABP ,

**855038-4**

36,05 x 7,00 x 96,90 x 45°

**M-8**

**515003-1**

**855091-4**

36,00 x 8,00 x 96,90 x 45°

**855093-4**

35,95 x 8,00 x 96,85 x 45°

**865064-4**

31,30 x 8,00 x 95,60 x 45°

**912801-8**

Ø 8,00

**975001-8**

Hydro

**865088-4**

31,40 x 8,00 x 96,85 x 45°

**81,000 mm**

**73**

ABB ,

**855083-4**

39,65 x 8,00 x 91,65 x 45°

**M-8**

**905002-1**

**860218-99-4**

33,30 x 8,00 x 90,80 x 45°

**912801-8**

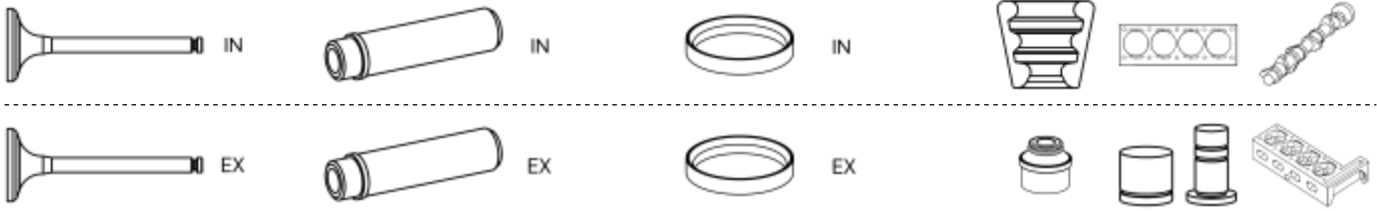
Ø 8,00

**975001-8**

Hydro

**865084-4**

33,15 x 8,00 x 91,20 x 45°



## 81,000 mm

**74**

ABM, PM, PP, RU, SF,

<b>855028-4</b> 38,10 x 8,00 x 91,80 x 45°	<b>880223-4</b> 12,07 x 8,00 x 42,50   IN   EX	<b>M-8</b>	<b>905002-1</b>
<b>860218-99-4</b> 33,30 x 8,00 x 90,80 x 45°		<b>912801-8</b> Ø 8,00	<b>975001-8</b> Hydro
<b>865084-4</b> 33,15 x 8,00 x 91,20 x 45°			

## 81,000 mm

**75**

ABY,

<b>850221-4</b> 32,10 x 7,00 x 95,60 x 45°	<b>885090-4</b> 12,07 x 7,00 x 38,00   IN   EX	<b>R-7</b>	
		<b>915001-8</b> Ø 7,00	<b>975001-8</b> Hydro

## 81,000 mm

**76**

ADA,

<b>850227-4</b> 39,60 x 7,00 x 91,85 x 45°		<b>M-7</b>	<b>905002-1</b>
<b>855022-4</b> 39,55 x 7,00 x 91,85 x 45°		<b>M-8</b>	
<b>855083-4</b> 39,65 x 8,00 x 91,65 x 45°			
<b>860218-99-4</b> 33,30 x 8,00 x 90,80 x 45°		<b>912801-8</b> Ø 8,00	<b>975001-8</b> Hydro
<b>860228-4</b> 33,00 x 7,00 x 91,20 x 45°		<b>915001-8</b> Ø 7,00	<b>975002-8</b> Hydro
<b>860232-4</b> 33,00 x 7,00 x 91,00 x 45°			
<b>865084-4</b> 33,15 x 8,00 x 91,20 x 45°			

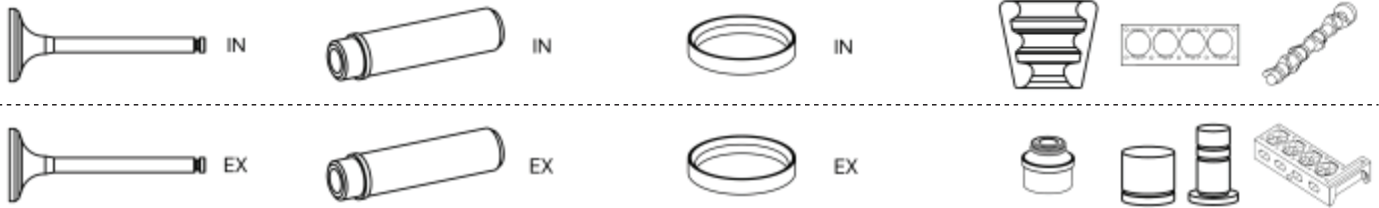
## 81,000 mm

**77**

ADP, AEH, AFM, AKL, APF,

<b>850227-4</b> 39,60 x 7,00 x 91,85 x 45°	<b>880227-4</b> 12,08 x 7,00 x 36,00   IN   EX	<b>M-7</b>	
<b>855022-4</b> 39,55 x 7,00 x 91,85 x 45°			
<b>860228-4</b> 33,00 x 7,00 x 91,20 x 45°		<b>915001-8</b> Ø 7,00	<b>975002-8</b> Hydro
<b>860232-4</b> 33,00 x 7,00 x 91,00 x 45°			





## 81,000 mm

78

ADU ,

**855007-4**

**880226-4**

32,00 x 7,00 x 95,50 x 45°

12,08 x 7,00 x 38,00 | IN | EX

**915001-8**

**975001-8**

Ø 7,00

Hydro

## 81,000 mm

79

AEL ,

**855038-4**

36,05 x 7,00 x 96,90 x 45°

**M-8**

**515003-1**

**855091-4**

36,00 x 8,00 x 96,90 x 45°

**855093-4**

35,95 x 8,00 x 96,85 x 45°

**865088-4**

31,40 x 8,00 x 96,85 x 45°

**912801-8**

**975001-8**

Ø 8,00

Hydro

## 81,000 mm

80

ADR , AFY , AGA , AGN , AJG , AJP , ALF , ALW , AML , AMM , APC , APG , APT , APZ , AQE , ARG , ARH , ARJ , ARN , ASM , AVV , BDV ,

**850229-4**

**880228-4**

26,90 x 6,00 x 105,09 x 45°

11,05 x 6,00 x 36,15 | IN | EX

**M-6**

**860234-4**

30,00 x 6,00 x 104,20 x 45°

**915097-8**

**975011-8**

Ø 6,00

Hydro

**860236-5**

27,15 x 6,00 x 136,30 x 45°

**975012-8**

Hydro

## 81,000 mm

81

AHL , ANA , ARM ,

**850227-4**

**880227-4**

39,60 x 7,00 x 91,85 x 45°

12,08 x 7,00 x 36,00 | IN | EX

**M-7**

**905009-1**

**855022-4**

39,55 x 7,00 x 91,85 x 45°

**860228-4**

33,00 x 7,00 x 91,20 x 45°

**915001-8**

**975002-8**

Ø 7,00

Hydro

**860232-4**

33,00 x 7,00 x 91,00 x 45°

## 81,000 mm

82

APS ,

**850229-4**

**880228-4**

26,90 x 6,00 x 105,09 x 45°

11,05 x 6,00 x 36,15 | IN | EX

**M-6**

**860234-4**

30,00 x 6,00 x 104,20 x 45°

**915097-8**

**975001-8**

Ø 6,00

Hydro

**860236-5**

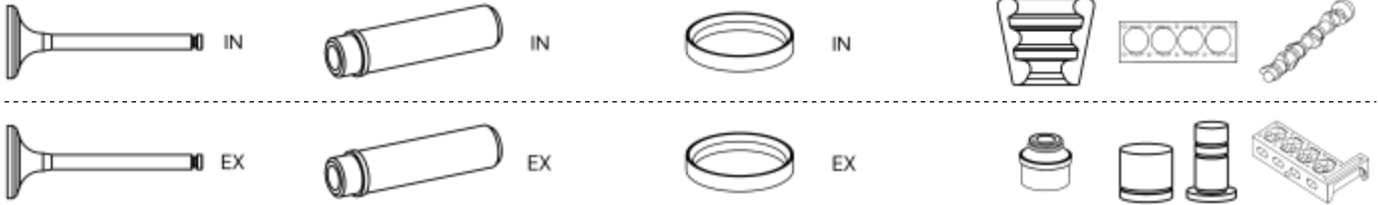
27,15 x 6,00 x 136,30 x 45°

**975011-8**

Hydro

**975012-8**

Hydro



## 81,000 mm

**83**

AEB , AGB , AGU , AJK , AJL , AJQ , AMB , AMK , ANB , APP , APU , APX , APY , AQA , ARE , ARK , ARX , ARY , ARZ , AUL , AUM , AUQ , AVJ , AWM , AWP , AWT , AZA , AZB , BAM , BES , BEX , BFB ,

**850229-4****880228-4****M-6**

26,90 x 6,00 x 105,09 x 45°

11,05 x 6,00 x 36,15 | IN | EX

**860230-4**

29,90 x 6,00 x 103,90 x 45°

**915097-8**

Ø 6,00

**975011-8**

Hydro

**975012-8**

Hydro

## 81,000 mm

**84**

AMU , ANQ , APB , ATC , ATW , AWL , BEL ,

**915097-8**

Ø 6,00

## 81,000 mm

**85**

ASJ , AZR ,

**850229-4**

26,90 x 6,00 x 105,09 x 45°

**915097-8**

Ø 6,00

## 81,000 mm

**86**

AZV , BKD ,

**850275-4**

29,40 x 6,00 x 88,50 x 45°

**880230-4**

10,06 x 6,00 x 42,00 | IN | EX

**515018-1****850277-4**

29,20 x 6,00 x 87,80 x 45°

**860276-4**

25,50 x 6,00 x 88,20 x 45°

**915097-8**

Ø 6,00

**485022-1****860278-4**

25,50 x 6,00 x 87,50 x 45°

## 81,000 mm

**87**

BDW ,

**850247-4**

33,90 x 6,00 x 104,00 x 45°

**880228-4**

11,05 x 6,00 x 36,15 | IN | EX

**M-6****860246-4**

28,10 x 6,00 x 101,90 x 45°

**915097-8**

Ø 6,00

## 81,000 mm

**88**

ALZ , AVU , BFQ , BGU , BSE , BSF ,

**850215-4**

39,60 x 6,00 x 94,00 x 45°

**880217-4**

12,08 x 6,00 x 36,50 | IN | EX

**M-6****860216-4**

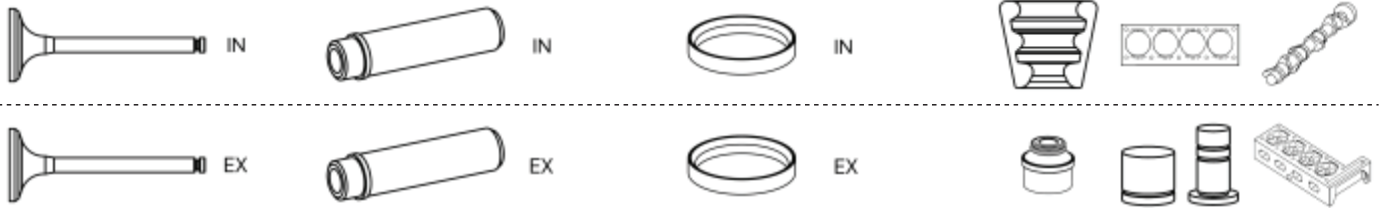
33,00 x 6,00 x 94,00 x 45°

**915097-8**

Ø 6,00

**975013-8**

Hydro



**81,000 mm**

**89**

BFV ,

915097-8

975011-8

Ø 6,00

Hydro

**81,000 mm**

**90**

BKB ,

850229-4

880228-4

M-6

26,90 x 6,00 x 105,09 x 45°

11,05 x 6,00 x 36,15 | IN | EX

915097-8

Ø 6,00

**81,000 mm**

**91**

BLB , BUY ,

850275-4

880230-4

29,40 x 6,00 x 88,50 x 45°

10,06 x 6,00 x 42,00 | IN | EX

850277-4

29,20 x 6,00 x 87,80 x 45°

860276-4

25,50 x 6,00 x 88,20 x 45°

860278-4

25,50 x 6,00 x 87,50 x 45°

915097-8

Ø 6,00

**81,000 mm**

**92**

BMM ,

850241-4

M-7

515014-C-1

36,00 x 7,00 x 89,50 x 45°

850275-4

29,40 x 6,00 x 88,50 x 45°

860244-4

31,60 x 7,00 x 89,00 x 45°

860276-4

25,50 x 6,00 x 88,20 x 45°

915001-8

975003-8

485020-1

Ø 7,00

Hydro

**81,000 mm**

**93**

BMN ,

850241-4

880230-4

515018-1

36,00 x 7,00 x 89,50 x 45°

10,06 x 6,00 x 42,00 | IN | EX

850275-4

29,40 x 6,00 x 88,50 x 45°

850277-4

29,20 x 6,00 x 87,80 x 45°

860276-4

25,50 x 6,00 x 88,20 x 45°

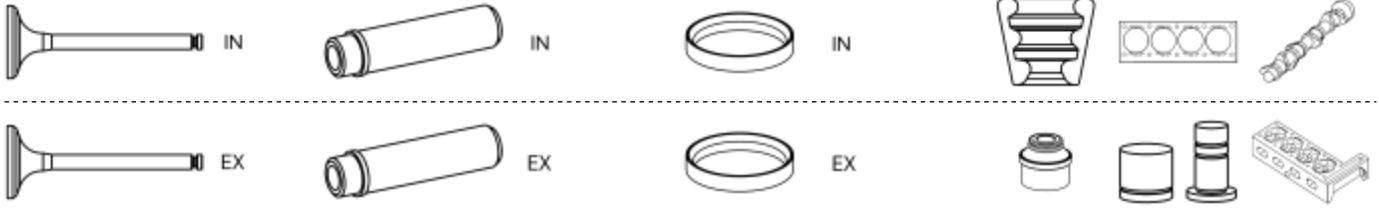
860278-4

25,50 x 6,00 x 87,50 x 45°

915097-8

485022-1

Ø 6,00



## 81,000 mm

**94**

BNA , BRF ,

**850275-4****880230-4****515018-1**

29,40 x 6,00 x 88,50 x 45°

10,06 x 6,00 x 42,00 | IN | EX

**850277-4**

29,20 x 6,00 x 87,80 x 45°

**860276-4**

25,50 x 6,00 x 88,20 x 45°

**915097-8****975013-8**

Ø 6,00

Hydro

**860278-4**

25,50 x 6,00 x 87,50 x 45°

## 81,000 mm

**95**

BPW , BRC ,

**850239-4****880227-4****M-7****515014-C-1**

35,60 x 7,00 x 88,80 x 40°

12,08 x 7,00 x 36,00 | IN | EX

**860242-4**

31,50 x 7,00 x 88,50 x 45°

**915001-8****975003-8****485020-1**

Ø 7,00

Hydro

## 81,000 mm

**96**

BRD , BVA , BVF , BVG ,

**850275-4****880230-4**

29,40 x 6,00 x 88,50 x 45°

10,06 x 6,00 x 42,00 | IN | EX

**850277-4**

29,20 x 6,00 x 87,80 x 45°

**860278-4**

25,50 x 6,00 x 87,50 x 45°

**915097-8**

Ø 6,00

## 81,000 mm

**97**

BRE ,

**850275-4****880230-4**

29,40 x 6,00 x 88,50 x 45°

10,06 x 6,00 x 42,00 | IN | EX

**850277-4**

29,20 x 6,00 x 87,80 x 45°

**860276-4**

25,50 x 6,00 x 88,20 x 45°

**915097-8****975013-8**

Ø 6,00

Hydro

**860278-4**

25,50 x 6,00 x 87,50 x 45°

## 81,000 mm

**98**

BRY ,

**850215-4**

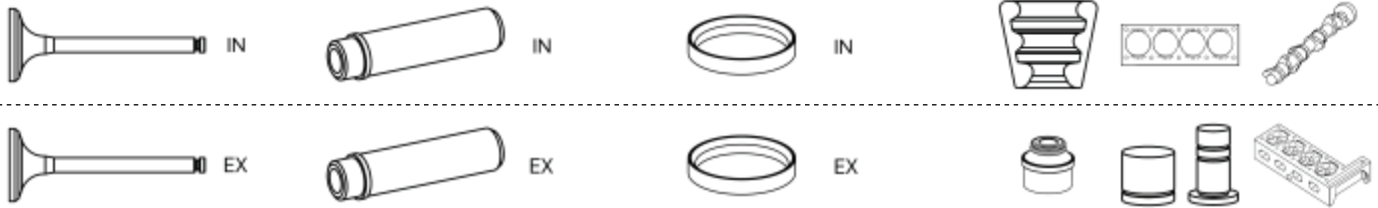
39,60 x 6,00 x 94,00 x 45°

**860216-4**

33,00 x 6,00 x 94,00 x 45°

**915097-8**

Ø 6,00



## 81,000 mm

99

BVP, BVR,

915097-8

975011-8

Ø 6,00

Hydro

975012-8

Hydro

## 81,000 mm

100

CAGA, CAGB,

850205-4

880230-4

M-6

515017-1

28,20 x 6,00 x 99,30 x 45°

10,06 x 6,00 x 42,00 | IN | EX

515018-1

860206-4

915097-8

970227-8

26,00 x 6,00 x 99,10 x 45°

Ø 6,00

Hydro

975013-8

Hydro

## 81,000 mm

101

CBEA, CUPA, DBGA, DCYA, DDCB, DEUC, DGCA, DJGA,

850205-4

880230-4

M-6

28,20 x 6,00 x 99,30 x 45°

10,06 x 6,00 x 42,00 | IN | EX

860206-4

915097-8

26,00 x 6,00 x 99,10 x 45°

Ø 6,00

## 81,000 mm

102

CCSA,

850215-4

880217-4

M-6

905009-1

39,60 x 6,00 x 94,00 x 45°

12,08 x 6,00 x 36,50 | IN | EX

850247-4

33,90 x 6,00 x 104,00 x 45°

860216-4

915097-8

975013-8

33,00 x 6,00 x 94,00 x 45°

Ø 6,00

Hydro

## 81,000 mm

103

CFHD,

850205-4

880230-4

M-6

515017-1

28,20 x 6,00 x 99,30 x 45°

10,06 x 6,00 x 42,00 | IN | EX

850279-4

515018-1

26,55 x 6,00 x 99,30 x 45°

860206-4

915097-8

970227-8

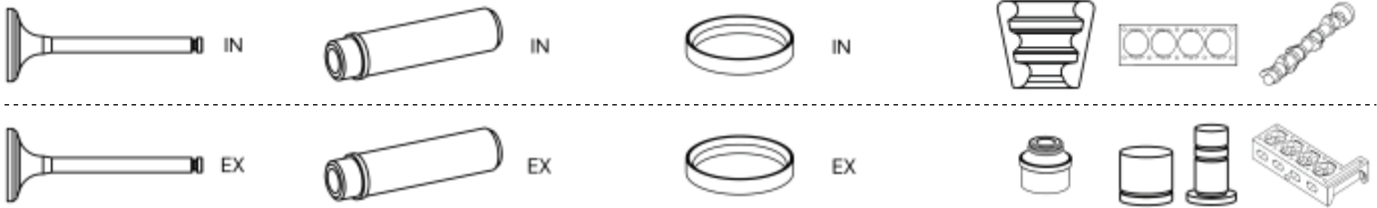
26,00 x 6,00 x 99,10 x 45°

Ø 6,00

Hydro

860280-4

24,45 x 6,00 x 99,10 x 45°



## 81,000 mm

**104**

CAGC , CAHA , CAHB , CBAA , CBAB , CBBB , CFFA , CFFB , CFGB , CFGC , CFGD , CFHB , CGLA , CGLB , CGLC , CGLD , CGLE , CJCA , CJCB , CJCC , CJCD , CLJA , CLLB , CMEA , CMFA , CMFB , CMGA , CMGB ,

**850205-4****880230-4****M-6****515017-1**

28,20 x 6,00 x 99,30 x 45°

10,06 x 6,00 x 42,00 | IN | EX

**515018-1****860206-4**

26,00 x 6,00 x 99,10 x 45°

**915097-8****970227-8**

Ø 6,00

Hydro

## 81,000 mm

**105**

CMXA ,

**850215-4****880217-4****M-6****905009-1**

39,60 x 6,00 x 94,00 x 45°

12,08 x 6,00 x 36,50 | IN | EX

**860216-4**

33,00 x 6,00 x 94,00 x 45°

**915097-8****975013-8**

Ø 6,00

Hydro

## 81,000 mm

**106**

CNHC , CSUB , CSUE ,

**850205-4****880230-4****M-6****515018-1**

28,20 x 6,00 x 99,30 x 45°

10,06 x 6,00 x 42,00 | IN | EX

**860206-4**

26,00 x 6,00 x 99,10 x 45°

**915097-8****970227-8**

Ø 6,00

Hydro

## 81,000 mm

**107**

ASE , CUVB , DFVA ,

**915097-8****970227-8**

Ø 6,00

Hydro

## 81,000 mm

**108**

CYLA ,

**880230-4**

10,06 x 6,00 x 42,00 | IN | EX

**915097-8****970227-8**

Ø 6,00

Hydro

## 81,000 mm

**109**

DD ,

**880223-4**

12,07 x 8,00 x 42,50 | IN | EX

**M-8****905002-1****860215-4**

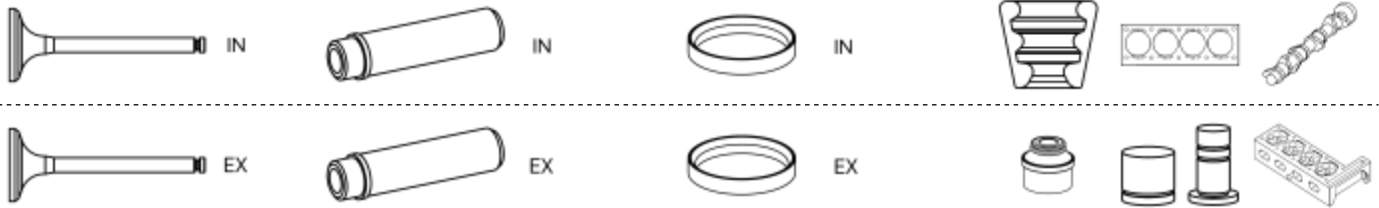
33,20 x 8,00 x 98,50 x 45°

**912801-8**

Ø 8,00

**865049-4**

33,00 x 8,00 x 98,50 x 45°



## 81,000 mm

110

CNHA, CRBC, CRBD, CRFA, CRFC, CRLC, CRUA, CSUA, CSUD, CUVC, CUWA, CZHA, CZJA, DDCA, DDDA, DESA, DETA, DETB, DEUA, DEUB,

850205-4

880230-4

M-6

28,20 x 6,00 x 99,30 x 45°

10,06 x 6,00 x 42,00 | IN | EX

860206-4

915097-8

970227-8

26,00 x 6,00 x 99,10 x 45°

Ø 6,00

Hydro

## 81,000 mm

111

CUVD, DEJA,

850205-4

880230-4

28,20 x 6,00 x 99,30 x 45°

10,06 x 6,00 x 42,00 | IN | EX

915097-8

970227-8

Ø 6,00

Hydro

## 81,000 mm

112

DEJB,

850205-4

880230-4

28,20 x 6,00 x 99,30 x 45°

10,06 x 6,00 x 42,00 | IN | EX

915097-8

Ø 6,00

## 81,000 mm

113

DFBA,

880230-4

10,06 x 6,00 x 42,00 | IN | EX

970227-8

Hydro

## 81,000 mm

114

CRLB, CUNA, DFGA, DFHA,

850205-4

880230-4

M-6

28,20 x 6,00 x 99,30 x 45°

10,06 x 6,00 x 42,00 | IN | EX

855021-4

28,50 x 5,00 x 110,25 x 45°

860206-4

915097-8

970227-8

26,00 x 6,00 x 99,10 x 45°

Ø 6,00

Hydro

## 81,000 mm

115

DFTB,

880230-4

515018-1

10,06 x 6,00 x 42,00 | IN | EX

915097-8

Ø 6,00

## 81,000 mm

116

DBBA, DFTA, DFTC, DFUA,

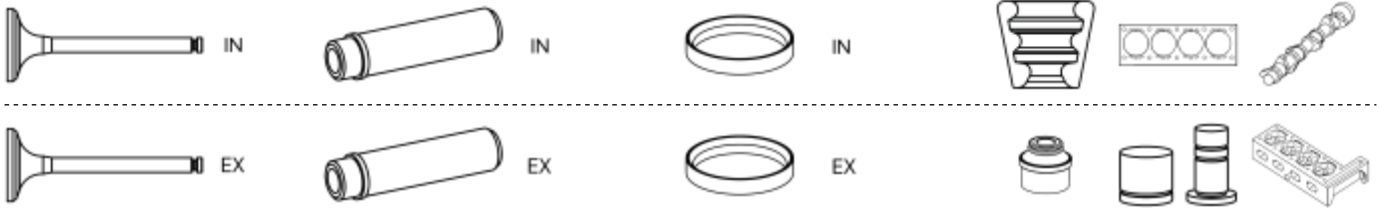
880230-4

10,06 x 6,00 x 42,00 | IN | EX

915097-8

Ø 6,00





81,000 mm

117

DR,

<b>855048-4</b> 38,00 x 8,00 x 98,70 x 45°	<b>880223-4</b> 12,07 x 8,00 x 42,50   IN   EX	<b>M-8</b>	<b>905002-1</b>
<b>860215-4</b> 33,20 x 8,00 x 98,50 x 45°		<b>912801-8</b> Ø 8,00	<b>975001-8</b> Hydro
<b>865049-4</b> 33,00 x 8,00 x 98,50 x 45°			

81,000 mm

118

DS, DT, JV,

<b>850217-4</b> 38,00 x 8,00 x 90,35 x 45°	<b>880223-4</b> 12,07 x 8,00 x 42,50   IN   EX	<b>M-8</b>	<b>905002-1</b>
<b>855028-4</b> 38,10 x 8,00 x 91,80 x 45°			
<b>855048-4</b> 38,00 x 8,00 x 98,70 x 45°			
<b>860215-4</b> 33,20 x 8,00 x 98,50 x 45°		<b>912801-8</b> Ø 8,00	<b>975001-8</b> Hydro
<b>865049-4</b> 33,00 x 8,00 x 98,50 x 45°			
<b>865084-4</b> 33,15 x 8,00 x 91,20 x 45°			

81,000 mm

119

DSRB,

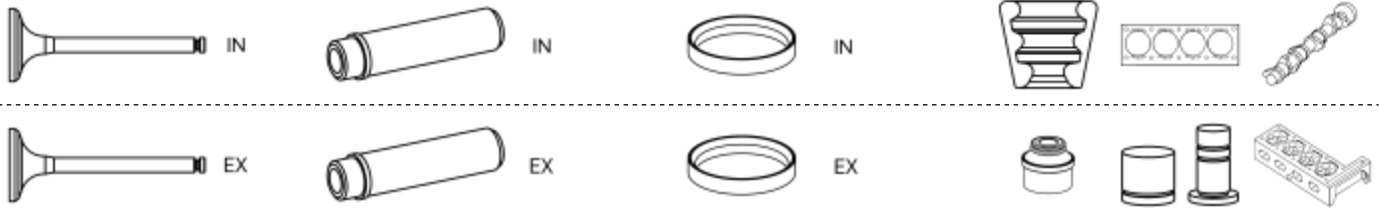
<b>855025-4</b> 28,00 x 5,00 x 99,30 x 45°		<b>M-5</b>	
<b>865026-4</b> 25,00 x 5,00 x 99,30 x 45°			

81,000 mm

120

DTA,

		<b>M-8</b>	<b>905002-1</b>
<b>865084-4</b> 33,15 x 8,00 x 91,20 x 45°		<b>912801-8</b> Ø 8,00	<b>975001-8</b> Hydro



## 81,000 mm

121

DZ, JN, NE, RN,

**850217-4**      **880223-4**      **M-8**      **905002-1**

38,00 x 8,00 x 90,35 x 45°      12,07 x 8,00 x 42,50 | IN | EX

**855028-4**

38,10 x 8,00 x 91,80 x 45°

**860215-4**

33,20 x 8,00 x 98,50 x 45°

**912801-8**      **975001-8**

Ø 8,00      Hydro

**860218-99-4**

33,30 x 8,00 x 90,80 x 45°

**865049-4**

33,00 x 8,00 x 98,50 x 45°

**865084-4**

33,15 x 8,00 x 91,20 x 45°

## 81,000 mm

122

HP, JS, KP,

**850217-4**      **880223-4**      **M-8**

38,00 x 8,00 x 90,35 x 45°      12,07 x 8,00 x 42,50 | IN | EX

**855028-4**

38,10 x 8,00 x 91,80 x 45°

**855048-4**

38,00 x 8,00 x 98,70 x 45°

**860215-4**

33,20 x 8,00 x 98,50 x 45°

**912801-8**      **975001-8**

Ø 8,00      Hydro

**865049-4**

33,00 x 8,00 x 98,50 x 45°

**865084-4**

33,15 x 8,00 x 91,20 x 45°

## 81,000 mm

123

HY, SL,

**850217-4**      **880223-4**      **M-8**

38,00 x 8,00 x 90,35 x 45°      12,07 x 8,00 x 42,50 | IN | EX

**865084-4**

33,15 x 8,00 x 91,20 x 45°

**912801-8**      **975001-8**

Ø 8,00      Hydro

## 81,000 mm

124

1B, JL,

**855028-4**      **M-8**

38,10 x 8,00 x 91,80 x 45°

**865084-4**

33,15 x 8,00 x 91,20 x 45°

**912801-8**      **975001-8**

Ø 8,00      Hydro



## 81,000 mm

125

JU ,

**850217-4**

38,00 x 8,00 x 90,35 x 45°

**880223-4**

12,07 x 8,00 x 42,50 | IN | EX

**M-8**

**905002-1**

**855028-4**

38,10 x 8,00 x 91,80 x 45°

**855048-4**

38,00 x 8,00 x 98,70 x 45°

**860215-4**

33,20 x 8,00 x 98,50 x 45°

**865049-4**

33,00 x 8,00 x 98,50 x 45°

**865084-4**

33,15 x 8,00 x 91,20 x 45°

**912801-8**

Ø 8,00

## 81,000 mm

126

HX , KU , KV ,

**850217-4**

38,00 x 8,00 x 90,35 x 45°

**880223-4**

12,07 x 8,00 x 42,50 | IN | EX

**M-8**

**855028-4**

38,10 x 8,00 x 91,80 x 45°

**860215-4**

33,20 x 8,00 x 98,50 x 45°

**865049-4**

33,00 x 8,00 x 98,50 x 45°

**865084-4**

33,15 x 8,00 x 91,20 x 45°

**912801-8**

Ø 8,00

**975001-8**

Hydro

## 81,000 mm

127

KX ,

**855028-4**

38,10 x 8,00 x 91,80 x 45°

**880223-4**

12,07 x 8,00 x 42,50 | IN | EX

**865084-4**

33,15 x 8,00 x 91,20 x 45°

**912801-8**

Ø 8,00

**975001-8**

Hydro

## 81,000 mm

128

2B , JT , KZ , MB , PX , SK ,

**855028-4**

38,10 x 8,00 x 91,80 x 45°

**880223-4**

12,07 x 8,00 x 42,50 | IN | EX

**M-8**

**865084-4**

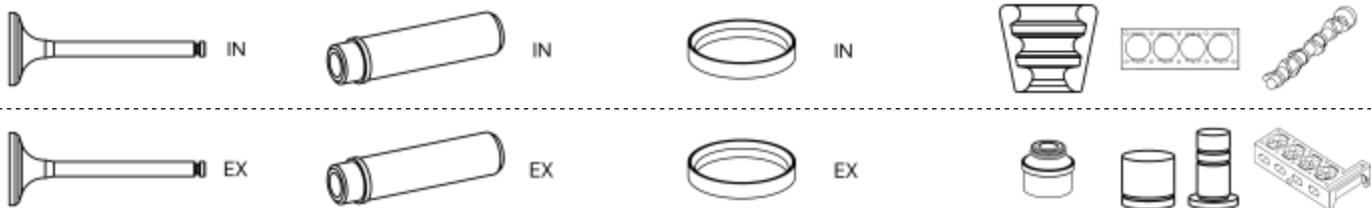
33,15 x 8,00 x 91,20 x 45°

**912801-8**

Ø 8,00

**975001-8**

Hydro



<b>81,000 mm</b>	<b>129</b>
------------------	------------

<b>MC ,</b>			
<b>850217-4</b>	<b>880223-4</b>	<b>M-8</b>	<b>515003-1</b>
38,00 x 8,00 x 90,35 x 45°	12,07 x 8,00 x 42,50   IN   EX		
<b>855028-4</b>			
38,10 x 8,00 x 91,80 x 45°			
<b>860215-4</b>		<b>912801-8</b>	<b>975001-8</b>
33,20 x 8,00 x 98,50 x 45°		Ø 8,00	Hydro
<b>865049-4</b>			
33,00 x 8,00 x 98,50 x 45°			
<b>865084-4</b>			
33,15 x 8,00 x 91,20 x 45°			

<b>81,000 mm</b>	<b>130</b>
------------------	------------

<b>MU ,</b>			
<b>855083-4</b>		<b>M-8</b>	<b>905002-1</b>
39,65 x 8,00 x 91,65 x 45°			
<b>865084-4</b>		<b>912801-8</b>	<b>975001-8</b>
33,15 x 8,00 x 91,20 x 45°		Ø 8,00	Hydro

<b>81,000 mm</b>	<b>131</b>
------------------	------------

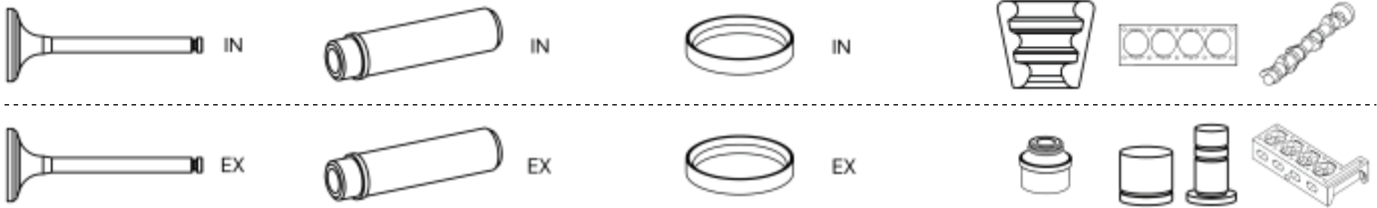
<b>3B , AAN , NM , RR ,</b>			
<b>850221-4</b>	<b>880226-4</b>	<b>R-7</b>	
32,10 x 7,00 x 95,60 x 45°	12,08 x 7,00 x 38,00   IN   EX		
		<b>915001-8</b>	<b>975001-8</b>
		Ø 7,00	Hydro

<b>81,000 mm</b>	<b>132</b>
------------------	------------

<b>JW , NP , PH ,</b>			
<b>850217-4</b>	<b>880223-4</b>	<b>M-8</b>	<b>905002-1</b>
38,00 x 8,00 x 90,35 x 45°	12,07 x 8,00 x 42,50   IN   EX		
<b>855028-4</b>			
38,10 x 8,00 x 91,80 x 45°			
<b>860215-4</b>		<b>912801-8</b>	<b>975001-8</b>
33,20 x 8,00 x 98,50 x 45°		Ø 8,00	Hydro
<b>865049-4</b>			
33,00 x 8,00 x 98,50 x 45°			
<b>865084-4</b>			
33,15 x 8,00 x 91,20 x 45°			

<b>81,000 mm</b>	<b>133</b>
------------------	------------

<b>PR ,</b>			
<b>850205-4</b>		<b>912801-8</b>	
28,20 x 6,00 x 99,30 x 45°		Ø 8,00	



## 81,000 mm

134

PS,				
<b>850217-4</b>	<b>880223-4</b>		<b>M-8</b>	
38,00 x 8,00 x 90,35 x 45°	12,07 x 8,00 x 42,50   IN   EX			
<b>855083-4</b>				
39,65 x 8,00 x 91,65 x 45°				
<b>865084-4</b>		<b>912801-8</b>	<b>975001-8</b>	
33,15 x 8,00 x 91,20 x 45°		Ø 8,00	Hydro	

## 81,000 mm

135

PT,				
<b>850221-4</b>	<b>880226-4</b>		<b>R-7</b>	
32,10 x 7,00 x 95,60 x 45°	12,08 x 7,00 x 38,00   IN   EX			
		<b>915001-8</b>	<b>975001-8</b>	
		Ø 7,00	Hydro	
			<b>975012-8</b>	
			Hydro	

## 81,000 mm

136

PV,				
	<b>880223-4</b>		<b>M-8</b>	<b>905002-1</b>
	12,07 x 8,00 x 42,50   IN   EX			
<b>865084-4</b>		<b>912801-8</b>	<b>975001-8</b>	
33,15 x 8,00 x 91,20 x 45°		Ø 8,00	Hydro	

## 81,000 mm

137

RS,				
<b>855028-4</b>	<b>880223-4</b>		<b>M-8</b>	<b>905002-1</b>
38,10 x 8,00 x 91,80 x 45°	12,07 x 8,00 x 42,50   IN   EX			
<b>865084-4</b>		<b>912801-8</b>	<b>975001-8</b>	
33,15 x 8,00 x 91,20 x 45°		Ø 8,00	Hydro	

## 81,000 mm

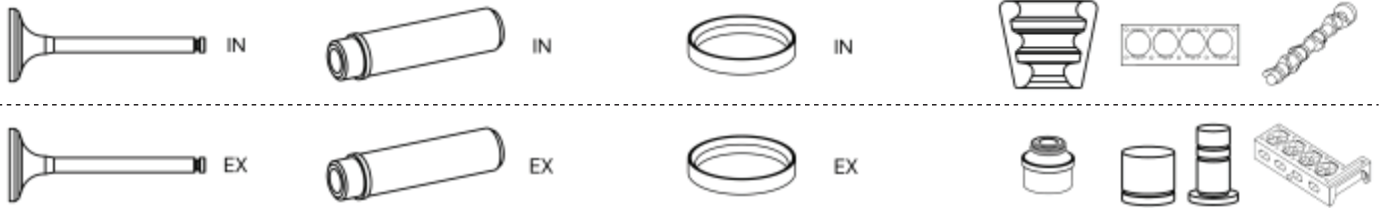
138

RT,				
	<b>880223-4</b>		<b>M-8</b>	
	12,07 x 8,00 x 42,50   IN   EX			
<b>865084-4</b>		<b>912801-8</b>	<b>975001-8</b>	
33,15 x 8,00 x 91,20 x 45°		Ø 8,00	Hydro	

## 81,000 mm

139

SA,				
<b>850217-4</b>	<b>880223-4</b>		<b>M-8</b>	<b>905002-1</b>
38,00 x 8,00 x 90,35 x 45°	12,07 x 8,00 x 42,50   IN   EX			
<b>865084-4</b>		<b>912801-8</b>	<b>975001-8</b>	
33,15 x 8,00 x 91,20 x 45°		Ø 8,00	Hydro	



## 81,000 mm

140

SH ,

**850217-4**

38,00 x 8,00 x 90,35 x 45°

**880223-4**

12,07 x 8,00 x 42,50 | IN | EX

M-8

**905002-1**

**855028-4**

38,10 x 8,00 x 91,80 x 45°

**865084-4**

33,15 x 8,00 x 91,20 x 45°

**912801-8**

Ø 8,00

**975001-8**

Hydro

## 81,500 mm

141

Z1 , 8921 , ZS , ZX , ZZ ,

**911002-8**

Ø 9,00

## 82,500 mm

142

6A , 7A ,

**850221-4**

32,10 x 7,00 x 95,60 x 45°

**880226-4**

12,08 x 7,00 x 38,00 | IN | EX

R-7

**915001-8**

Ø 7,00

**975001-8**

Hydro

## 82,500 mm

143

AAE , AAH , ABC , ABK , ABT , ACZ , ADW , AEJ ,

**850227-4**

39,60 x 7,00 x 91,85 x 45°

**880227-4**

12,08 x 7,00 x 36,00 | IN | EX

M-7

**855022-4**

39,55 x 7,00 x 91,85 x 45°

M-8

**855083-4**

39,65 x 8,00 x 91,65 x 45°

**860218-99-4**

33,30 x 8,00 x 90,80 x 45°

**912801-8**

Ø 8,00

**975001-8**

Hydro

**860228-4**

33,00 x 7,00 x 91,20 x 45°

**915001-8**

Ø 7,00

**975002-8**

Hydro

**860232-4**

33,00 x 7,00 x 91,00 x 45°

**865084-4**

33,15 x 8,00 x 91,20 x 45°

## 82,500 mm

144

3A , AAD , AAR ,

**855083-4**

39,65 x 8,00 x 91,65 x 45°

M-8

**860218-99-4**

33,30 x 8,00 x 90,80 x 45°

**912801-8**

Ø 8,00

**975001-8**

Hydro

**865084-4**

33,15 x 8,00 x 91,20 x 45°



## 82,500 mm

145

ACE ,

**855007-4**

32,00 x 7,00 x 95,50 x 45°

**880227-4**

12,08 x 7,00 x 36,00 | IN | EX

**880229-4**

13,00 x 7,00 x 35,00 | IN

**M-7**

**865006-4**

27,00 x 7,00 x 98,20 x 45°

**915001-8**

Ø 7,00

**975001-8**

Hydro

## 82,500 mm

146

AFC ,

**850227-4**

39,60 x 7,00 x 91,85 x 45°

**880227-4**

12,08 x 7,00 x 36,00 | IN | EX

**M-7**

**855022-4**

39,55 x 7,00 x 91,85 x 45°

**M-8**

**855083-4**

39,65 x 8,00 x 91,65 x 45°

**860228-4**

33,00 x 7,00 x 91,20 x 45°

**912801-8**

Ø 8,00

**975002-8**

Hydro

**860232-4**

33,00 x 7,00 x 91,00 x 45°

**915001-8**

Ø 7,00

**865084-4**

33,15 x 8,00 x 91,20 x 45°

## 82,500 mm

147

ATQ ,

**850229-4**

26,90 x 6,00 x 105,09 x 45°

**M-6**

**860234-4**

30,00 x 6,00 x 104,20 x 45°

**915097-8**

Ø 6,00

**975011-8**

Hydro

**860236-5**

27,15 x 6,00 x 136,30 x 45°

**975012-8**

Hydro

## 82,500 mm

148

AXA ,

**850227-4**

39,60 x 7,00 x 91,85 x 45°

**M-7**

**855022-4**

39,55 x 7,00 x 91,85 x 45°

**860228-4**

33,00 x 7,00 x 91,20 x 45°

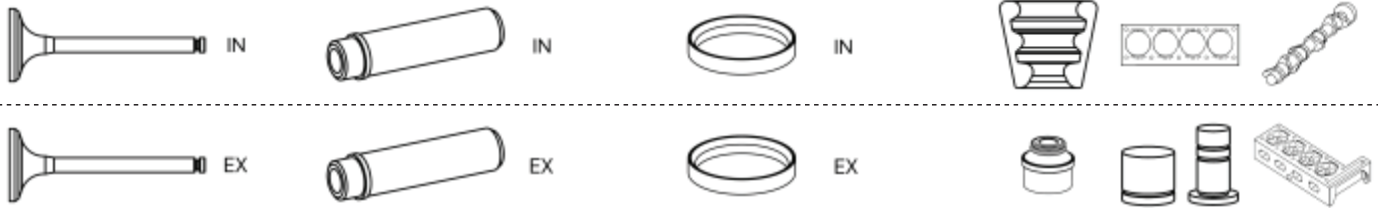
**915001-8**

Ø 7,00

**860232-4**

33,00 x 7,00 x 91,00 x 45°





## 82,500 mm

149

ACK, AGE, ALG, ALT, AMX, APR, AQD, ASN, ATX, AVK, BBG, BBJ,

**850229-4**

**880228-4**

**M-6**

26,90 x 6,00 x 105,09 x 45°

11,05 x 6,00 x 36,15 | IN | EX

**860234-4**

30,00 x 6,00 x 104,20 x 45°

**915097-8**

**975011-8**

Ø 6,00

Hydro

**860236-5**

27,15 x 6,00 x 136,30 x 45°

**975012-8**

Hydro

## 82,500 mm

150

BHD,

**973506-8**

Hydro

## 82,500 mm

151

BJZ,

**915001-8**

Ø 7,00

## 82,500 mm

152

AWA, AXW, BLR, BLX, BLY, BMB, BVY, BVZ,

**850245-4**

**880228-4**

**M-6**

33,90 x 6,00 x 104,00 x 45°

11,05 x 6,00 x 36,15 | IN | EX

**860246-4**

28,10 x 6,00 x 101,90 x 45°

**915097-8**

**975013-8**

Ø 6,00

Hydro

## 82,500 mm

153

AXX, BGB, BHZ, BPG, BPJ, BPY, BUL, BWA, BWE, BWT, BYK, BYT, BZC, CDLA, CDLB, CDLH, CDMA, CDNC, CEPA, CEPB, CESA, CETA, CPMB,

**850247-4**

**880228-4**

**M-6**

33,90 x 6,00 x 104,00 x 45°

11,05 x 6,00 x 36,15 | IN | EX

**860248-4**

28,10 x 6,00 x 102,00 x 45°

**915097-8**

**975013-8**

Ø 6,00

Hydro

## 82,500 mm

154

BZB, CAEA, CAWB, CBFA, CCTA, CCZA, CDLC, CDNA, CDNB, CFKA, CHJA, CTSA,

**850247-4**

**880228-4**

**M-6**

33,90 x 6,00 x 104,00 x 45°

11,05 x 6,00 x 36,15 | IN | EX

**860248-4**

28,10 x 6,00 x 102,00 x 45°

**915097-8**

Ø 6,00

## 82,500 mm

155

CABB, CABD,

**850247-4**

**880228-4**

**M-6**

33,90 x 6,00 x 104,00 x 45°

11,05 x 6,00 x 36,15 | IN | EX

**860246-4**

28,10 x 6,00 x 101,90 x 45°

**915097-8**

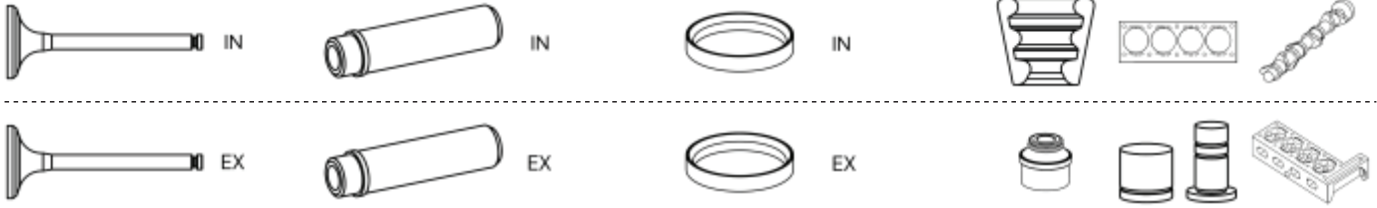
**975013-8**

Ø 6,00

Hydro

**860248-4**

28,10 x 6,00 x 102,00 x 45°



## 82,500 mm

**156**

CADA ,

**850247-4**

33,90 x 6,00 x 104,00 x 45°

**M-6****860248-4**

28,10 x 6,00 x 102,00 x 45°

**915097-8**

Ø 6,00

**975013-8**

Hydro

## 82,500 mm

**157**

CAED ,

**850247-4**

33,90 x 6,00 x 104,00 x 45°

**880228-4**

11,05 x 6,00 x 36,15 | IN | EX

**915097-8**

Ø 6,00

## 82,500 mm

**158**

CCUA , CGMA ,

**850247-4**

33,90 x 6,00 x 104,00 x 45°

**M-6****860248-4**

28,10 x 6,00 x 102,00 x 45°

**915097-8**

Ø 6,00

## 82,500 mm

**159**

CCZC ,

**850247-4**

33,90 x 6,00 x 104,00 x 45°

**880228-4**

11,05 x 6,00 x 36,15 | IN | EX

**M-6****855021-4**

28,50 x 5,00 x 110,25 x 45°

**M-5****860248-4**

28,10 x 6,00 x 102,00 x 45°

**915097-8**

Ø 6,00

**975013-8**

Hydro

**865022-4**

25,00 x 5,00 x 110,10 x 30°

## 82,500 mm

**160**

CABA , CDAA , CDHA , CDHB ,

**850247-4**

33,90 x 6,00 x 104,00 x 45°

**880228-4**

11,05 x 6,00 x 36,15 | IN | EX

**M-6****860246-4**

28,10 x 6,00 x 101,90 x 45°

**915097-8**

Ø 6,00

**975013-8**

Hydro

## 82,500 mm

**161**

CHHC ,

**880228-4**

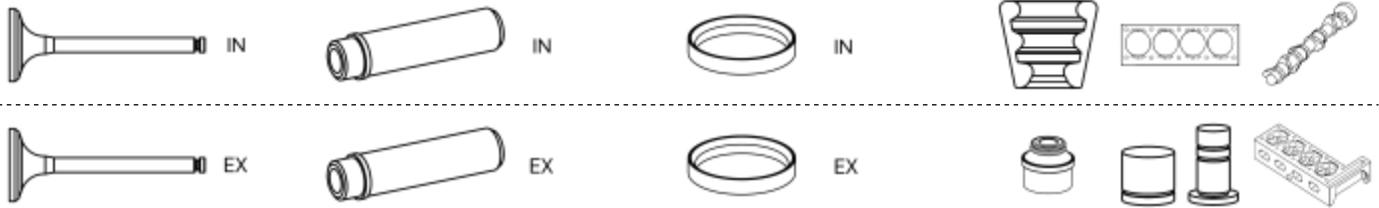
11,05 x 6,00 x 36,15 | IN | EX

**M-6****860248-4**

28,10 x 6,00 x 102,00 x 45°

**915097-8**

Ø 6,00



## 82,500 mm

162

CJSA, CJXC, DAJB,

**880228-4**

11,05 x 6,00 x 36,15 | IN | EX

**M-6**

**860246-4**

28,10 x 6,00 x 101,90 x 45°

**915097-8**

Ø 6,00

**975013-8**

Hydro

## 82,500 mm

163

CJXB, CJXF, CYFB,

**880228-4**

11,05 x 6,00 x 36,15 | IN | EX

**M-6**

**915097-8**

Ø 6,00

## 82,500 mm

164

CNCB, CNCD, CNCE,

**M-6**

**860248-4**

28,10 x 6,00 x 102,00 x 45°

**915097-8**

Ø 6,00

## 82,500 mm

165

CNTC,

**880228-4**

11,05 x 6,00 x 36,15 | IN | EX

**M-6**

**860248-4**

28,10 x 6,00 x 102,00 x 45°

**915097-8**

Ø 6,00

**975013-8**

Hydro

## 82,500 mm

166

CAEB, CPMA,

**850247-4**

33,90 x 6,00 x 104,00 x 45°

**880228-4**

11,05 x 6,00 x 36,15 | IN | EX

**M-6**

**860248-4**

28,10 x 6,00 x 102,00 x 45°

**915097-8**

Ø 6,00

**970227-8**

Hydro

**975013-8**

Hydro

## 82,500 mm

167

CPSA,

**850247-4**

33,90 x 6,00 x 104,00 x 45°

**880228-4**

11,05 x 6,00 x 36,15 | IN | EX

**915097-8**

Ø 6,00

**975013-8**

Hydro

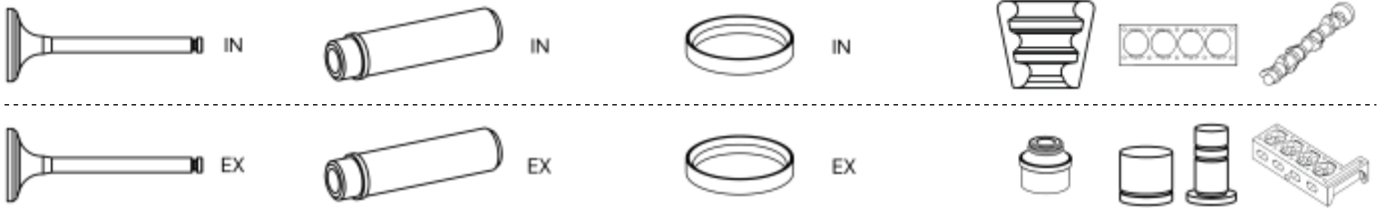
## 82,500 mm

168

AHA, BGN, CDZA, CJEB, CJED, CJEE, CRHA, CVKC, CVLA, CWNA, CWPB, CWZA, CZGA, CZGB, DHHA, DLGA, DLHC, DMFB, DMSA, DMSB, DMTA, DMTC, DNEA, DNFB, DNFC, DNFD, DNNA, DNNB, DNND, DNPA, DNUF, DNWC, DNWD, DPAA, DPUA, DPVA, DRXA, DSFA, DSFD, DXHA, DXHB,

**915097-8**

Ø 6,00



82,500 mm

169

CHHB, CJSB, CNSB, CYGA,

880228-4

11,05 x 6,00 x 36,15 | IN | EX

M-6

860246-4

28,10 x 6,00 x 101,90 x 45°

915097-8

Ø 6,00

82,500 mm

170

CZPB, CZRA, DKTA, DKTB, DKYA, DKZA,

855049-4

32,00 x 6,00 x 105,00 x 45°

M-6

865050-4

28,00 x 6,00 x 102,90 x 45°

915097-8

Ø 6,00

82,500 mm

171

CJXD, CJXG, CULB, CULC, CVJA, CVKB, CYMC, CYNB, CYPA, CYPB, CYRB, CYRC, CZPA, CZPC, DAXB, DAXC, DAYB, DAZA, DBPA, DDWA, DEMA, DEMB, DHDA, DJHA, DJHB, DJJA, DJYA, DKNA, DKZB, DKZC, DLHA, DLHB, DLRA, DLVA, DLVB, DMFA, DNTA, DNUE, DNWA,

M-6

915097-8

Ø 6,00

82,500 mm

172

DKTC,

855049-4

32,00 x 6,00 x 105,00 x 45°

865050-4

28,00 x 6,00 x 102,90 x 45°

915097-8

Ø 6,00

82,500 mm

173

NF,

855063-4

36,00 x 8,00 x 95,10 x 45°

880223-4

12,07 x 8,00 x 42,50 | IN | EX

M-8

855083-4

39,65 x 8,00 x 91,65 x 45°

865084-4

33,15 x 8,00 x 91,20 x 45°

912801-8

Ø 8,00

975001-8

Hydro

82,500 mm

174

NG,

855063-4

36,00 x 8,00 x 95,10 x 45°

880223-4

12,07 x 8,00 x 42,50 | IN | EX

M-8

855083-4

39,65 x 8,00 x 91,65 x 45°

860218-99-4

33,30 x 8,00 x 90,80 x 45°

912801-8

Ø 8,00

975001-8

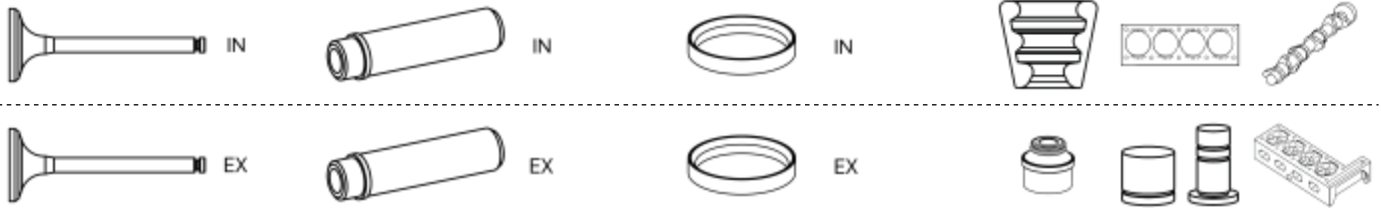
Hydro

865084-4

33,15 x 8,00 x 91,20 x 45°

975002-8

Hydro



## 82,500 mm

175

SD ,

**880223-4**

12,07 x 8,00 x 42,50 | IN | EX

**M-8**

**865084-4**

33,15 x 8,00 x 91,20 x 45°

**912801-8**

Ø 8,00

**975001-8**

Hydro

## 83,000 mm

176

BKN ,

**850225-6**

28,60 x 6,00 x 99,35 x 45°

**M-6**

**860226-6**

26,70 x 6,00 x 99,35 x 45°

**915097-8**

Ø 6,00

**970227-8**

Hydro

**975011-8**

Hydro

**975012-8**

Hydro

## 83,000 mm

177

BMC ,

**850225-6**

28,60 x 6,00 x 99,35 x 45°

**860226-6**

26,70 x 6,00 x 99,35 x 45°

**915097-8**

Ø 6,00

**970227-8**

Hydro

## 83,000 mm

178

ASB , CAMA , CANA , CANB , CANC , CCLA , CCMA , CTEC ,

**850225-6**

28,60 x 6,00 x 99,35 x 45°

**880230-4**

10,06 x 6,00 x 42,00 | IN | EX

**M-6**

**860226-6**

26,70 x 6,00 x 99,35 x 45°

**915097-8**

Ø 6,00

**970227-8**

Hydro

## 83,000 mm

179

CAMB ,

**850225-6**

28,60 x 6,00 x 99,35 x 45°

**880230-4**

10,06 x 6,00 x 42,00 | IN | EX

**M-6**

**860226-6**

26,70 x 6,00 x 99,35 x 45°

**915097-8**

Ø 6,00

**970227-8**

Hydro

**975013-8**

Hydro

## 83,000 mm

180

BMK , BNG , BPP , BSG , BTR , BUN , BVN , CAND , CAPA , CASA , CASB , CATA , CCFA , CCFC , CCGA , CCWA , CCWB , CDSB , CDYA , CDYB , CDYC , CGKA , CGKB ,

**850225-6**

28,60 x 6,00 x 99,35 x 45°

**M-6**

**860226-6**

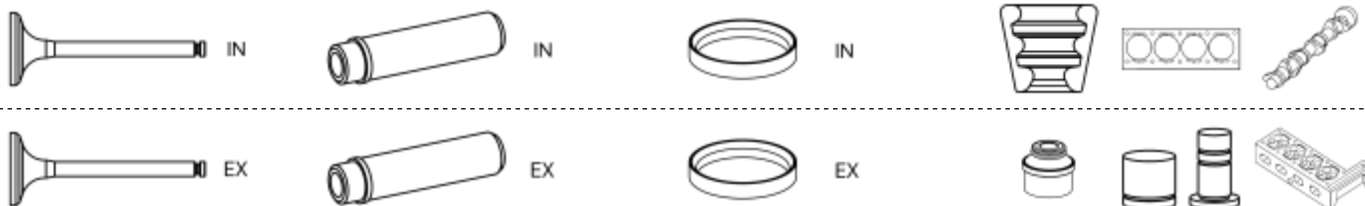
26,70 x 6,00 x 99,35 x 45°

**915097-8**

Ø 6,00

**970227-8**

Hydro



## 83,000 mm

**181**

CDTA, CDTB, CDTG, CDUC, CDUD, CGQB, CJGA, CJGC, CJGD, CJMA, CKVB, CKVC, CLAA, CLAB, CLZB, CMHA, CNRB, CPNA, CPNB, CRCA,

**850205-4****880230-4****M-6**

28,20 x 6,00 x 99,30 x 45°

10,06 x 6,00 x 42,00 | IN | EX

**850225-6**

28,60 x 6,00 x 99,35 x 45°

**860206-4**

26,00 x 6,00 x 99,10 x 45°

**915097-8****970227-8**

Ø 6,00

Hydro

## 83,000 mm

**182**

CRTD, CRTE, CRTF, CTBD, CTCB, CTCC, CVMD, CVUA, CVUB, CVUC, CVZA, CZVA, DHXA, DHXC,

**880230-4**

10,06 x 6,00 x 42,00 | IN | EX

**915097-8****970227-8**

Ø 6,00

Hydro

## 83,000 mm

**183**

BUG, CTBA,

**850225-6****880230-4**

28,60 x 6,00 x 99,35 x 45°

10,06 x 6,00 x 42,00 | IN | EX

**860226-6**

26,70 x 6,00 x 99,35 x 45°

**915097-8****970227-8**

Ø 6,00

Hydro

## 83,000 mm

**184**

CKVD, CRTG, CSWB, CTBB, CTBC, CUEA, CZAC, CZVC, CZZB, DCPC, DDVB, DDVC, DDVE,

**915097-8****970227-8**

Ø 6,00

Hydro

## 83,000 mm

**185**

CZVB, CZVD,

**880230-4**

10,06 x 6,00 x 42,00 | IN | EX

**915097-8**

Ø 6,00

## 83,000 mm

**186**

DHVA,

**970227-8**

Hydro

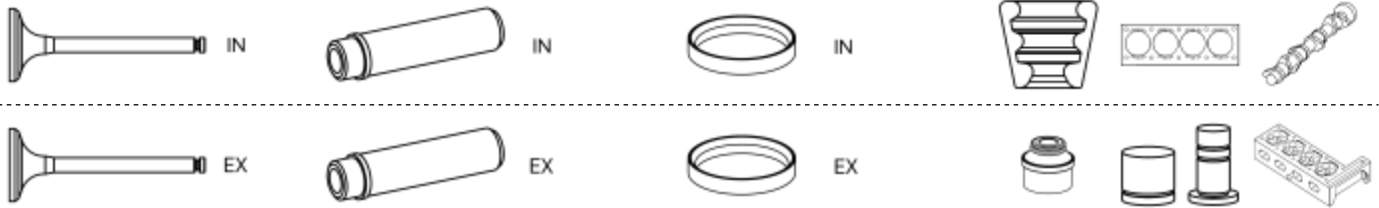
## 83,000 mm

**187**

CVXB, CZAA, CZVE, CZVF, CZZA, DCPE, DDVF, DEHA, DEWA, DEWB, DMVA, DPXA, DPXB,

**915097-8**

Ø 6,00



## 84,000 mm

188

AZC ,

**850235-5**

31,15 x 6,00 x 102,20 x 45°

**M-6**

**850263-6**

31,10 x 6,00 x 136,20 x 45°

**860264-6**

27,10 x 6,00 x 102,50 x 45°

**915097-8**

Ø 6,00

**975013-8**

Hydro

## 84,000 mm

189

BDB , BHE , BMJ , BPF , BUB , CBRA ,

**850249-6**

33,20 x 6,00 x 102,40 x 45°

**M-6**

**850251-6**

33,30 x 6,00 x 136,40 x 45°

**860250-6**

30,30 x 6,00 x 102,40 x 45°

**915097-8**

Ø 6,00

**860252-6**

30,40 x 6,00 x 136,20 x 45°

## 84,000 mm

190

BHT , BSB , BTE ,

**850235-5**

31,15 x 6,00 x 102,20 x 45°

**M-6**

**850263-6**

31,10 x 6,00 x 136,20 x 45°

**860264-6**

27,10 x 6,00 x 102,50 x 45°

**915097-8**

Ø 6,00

## 84,000 mm

191

YD ,

**911002-8**

Ø 9,00

## 84,500 mm

192

ABH ,

**850221-4**

32,10 x 7,00 x 95,60 x 45°

**880226-4**

12,08 x 7,00 x 38,00 | IN | EX

**R-7**

**915001-8**

Ø 7,00

**975012-8**

Hydro

## 84,500 mm

193

ABZ ,

**855007-4**

32,00 x 7,00 x 95,50 x 45°

**880229-4**

13,00 x 7,00 x 35,00 | IN

**915001-8**

Ø 7,00

**975001-8**

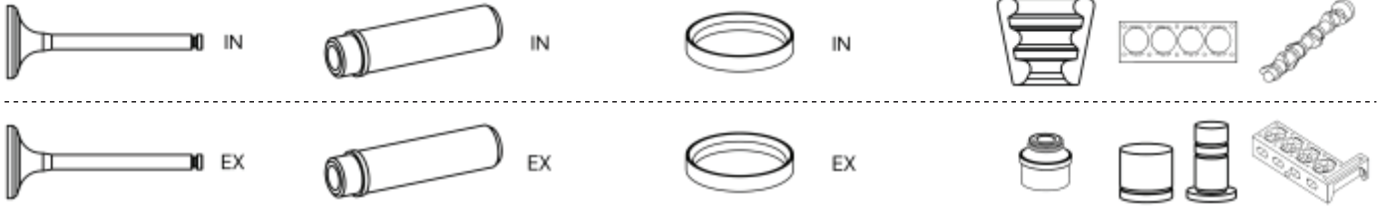
Hydro

**915097-8**

Ø 6,00

**975012-8**

Hydro



**84,500 mm**

**194**

AEC ,

**855007-4**

32,00 x 7,00 x 95,50 x 45°

**915001-8**   **975001-8**

Ø 7,00   Hydro

**915097-8**   **975012-8**

Ø 6,00   Hydro

**84,500 mm**

**195**

AEM , AGH ,

**915001-8**   **975001-8**

Ø 7,00   Hydro

**915097-8**   **975012-8**

Ø 6,00   Hydro

**84,500 mm**

**196**

AEW , AKJ ,

**850259-4**

32,80 x 6,00 x 94,80 x 45°

**860260-4**

27,10 x 6,00 x 97,00 x 45°

**915097-8**   **975012-8**

Ø 6,00   Hydro

**84,500 mm**

**197**

AHC , AHK , AKH ,

**915097-8**   **975012-8**

Ø 6,00   Hydro

**84,500 mm**

**198**

AKG ,

**855007-4**

32,00 x 7,00 x 95,50 x 45°

**915097-8**   **975001-8**

Ø 6,00   Hydro

**975012-8**

Hydro

**84,500 mm**

**199**

AQF , AQG , ARS , BBK ,

**850261-4**

26,90 x 6,00 x 96,50 x 45°

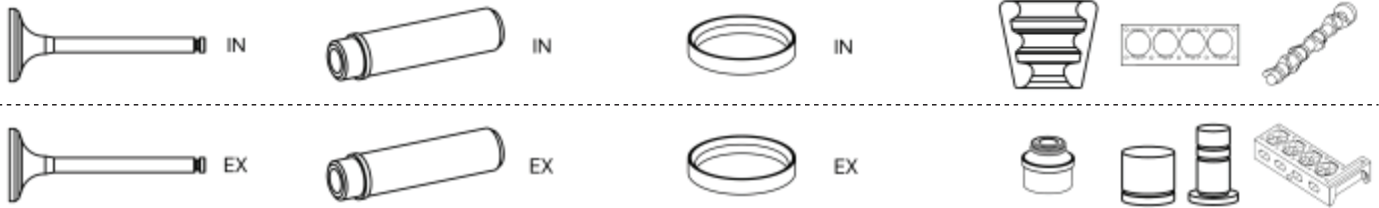
**860262-4**

30,00 x 6,00 x 95,00 x 45°

**915097-8**

Ø 6,00





## 84,500 mm

200

AUK, CHVA, CNYA,

850245-4

880228-4

M-6

33,90 x 6,00 x 104,00 x 45°

11,05 x 6,00 x 36,15 | IN | EX

860246-4

915097-8

975013-8

28,10 x 6,00 x 101,90 x 45°

Ø 6,00

Hydro

## 84,500 mm

201

AKB, AKC, ANK, AQH, AQJ, ART, ARU, ASG, AUW, AUX, AVP, AWN, AYS, BAS, BAT, BBD, BCS, BCY, BFL, BFM, BGK, BHF, BNK, BNS, BRV, BSM, BUH, CAUA, CFSA, CGWA, CGXA, CHMB, CMDA, CMPA, CREA, CRED, CREG, CREH, CSPA, CSPB, CTDA, CTUC, CTUD, CTVA, CTXA, CWGD, CWUB, CWUC, CZSA, CZSE, DCBD, DCBE, DDTA, DECA, DKAA, DKAB, DKAC, DKMB, DLZA, DMWA, DMWC,

915097-8

Ø 6,00

## 84,500 mm

202

BUJ,

850245-4

880228-4

33,90 x 6,00 x 104,00 x 45°

11,05 x 6,00 x 36,15 | IN | EX

915097-8

Ø 6,00

## 84,500 mm

203

BVJ, BXA,

880228-4

11,05 x 6,00 x 36,15 | IN | EX

915097-8

Ø 6,00

## 84,500 mm

204

BYH, CDRA,

850247-4

880228-4

M-6

33,90 x 6,00 x 104,00 x 45°

11,05 x 6,00 x 36,15 | IN | EX

860248-4

915097-8

28,10 x 6,00 x 102,00 x 45°

Ø 6,00

## 84,500 mm

205

CCBA,

880228-4

11,05 x 6,00 x 36,15 | IN | EX

915097-8

970227-8

Ø 6,00

Hydro

## 84,500 mm

206

BDX, BKH, BPK, BYU, CCDA, CCEA, CJBA, CVPA,

850245-4

880228-4

M-6

33,90 x 6,00 x 104,00 x 45°

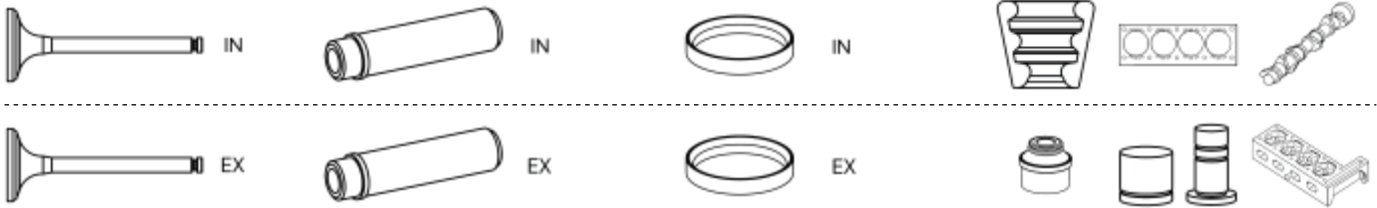
11,05 x 6,00 x 36,15 | IN | EX

860246-4

915097-8

28,10 x 6,00 x 101,90 x 45°

Ø 6,00



## 84,500 mm

**207**

CEUC , CTGE ,

**850247-4****880228-4****M-6**

33,90 x 6,00 x 104,00 x 45°

11,05 x 6,00 x 36,15 | IN | EX

**915097-8**

Ø 6,00

## 84,500 mm

**208**

CHMA ,

**850245-4****880228-4****M-6**

33,90 x 6,00 x 104,00 x 45°

11,05 x 6,00 x 36,15 | IN | EX

**880230-4**

10,06 x 6,00 x 42,00 | IN | EX

**860248-4**

28,10 x 6,00 x 102,00 x 45°

**915097-8**

Ø 6,00

**975013-8**

Hydro

## 84,500 mm

**209**

CNYB ,

**915097-8**

Ø 6,00

**975013-8**

Hydro

## 84,500 mm

**210**

CEUA , CGTA , CRDB , CTFA , CTGA , CTGF ,

**850247-4**

33,90 x 6,00 x 104,00 x 45°

**915097-8**

Ø 6,00

## 84,500 mm

**211**

CAJA , CAKA , CCAA , CGWC , CGXC , CJTC , CMUA , CREC , CTUB ,

**850245-4****880228-4****M-6**

33,90 x 6,00 x 104,00 x 45°

11,05 x 6,00 x 36,15 | IN | EX

**860248-4**

28,10 x 6,00 x 102,00 x 45°

**915097-8**

Ø 6,00

## 84,500 mm

**212**

CNDA , CTPA , CTPB , CTYA ,

**850247-4**

33,90 x 6,00 x 104,00 x 45°

**M-6****860248-4**

28,10 x 6,00 x 102,00 x 45°

**915097-8**

Ø 6,00

## 84,500 mm

**213**

BAR , CGWB , CGWD , CGXB , CJTB , CJWB , CJWC , CJWE , CNA , CTTA , CTUA , CTWA , CTWB ,

**850245-4****880228-4****M-6**

33,90 x 6,00 x 104,00 x 45°

11,05 x 6,00 x 36,15 | IN | EX

**860248-4**

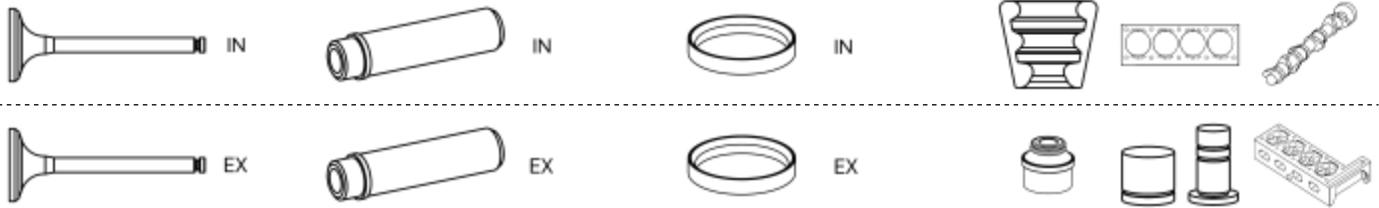
28,10 x 6,00 x 102,00 x 45°

**915097-8**

Ø 6,00

**975013-8**

Hydro



## 85,500 mm

214

CALA ,

850245-4

880228-4

M-6

33,90 x 6,00 x 104,00 x 45°

11,05 x 6,00 x 36,15 | IN | EX

860246-4

915097-8

970227-8

28,10 x 6,00 x 101,90 x 45°

Ø 6,00

Hydro

## 85,500 mm

215

CALB ,

850245-4

880228-4

M-6

33,90 x 6,00 x 104,00 x 45°

11,05 x 6,00 x 36,15 | IN | EX

860246-4

915097-8

975013-8

28,10 x 6,00 x 101,90 x 45°

Ø 6,00

Hydro

## 86,000 mm

216

CEJA , CTNA , CWWB , CXYA , DCUE , DHUB , DJPB , DWLA , DWRB , DYGA , DYGB ,

915097-8

Ø 6,00

## 86,500 mm

217

WA , WF ,

911002-8

Ø 9,00

## 89,000 mm

218

BHK ,

850249-6

M-6

33,20 x 6,00 x 102,40 x 45°

850251-6

33,30 x 6,00 x 136,40 x 45°

860250-6

915097-8

30,30 x 6,00 x 102,40 x 45°

Ø 6,00

860252-6

30,40 x 6,00 x 136,20 x 45°








# AUDI (FAW)

A3 Limousine (85S, 85M) 40 TFSI	CUFA	01.15 - 12.17	1798	B	132 kW	141	25
A3 Limousine (85S, 85M) 40 TFSI	CUF	01.15 - 12.17	1798	B	132 kW	141	25
A3 Limousine (85S, 85M) 40 TFSI	DBFB	04.17 - 12.21	1984	B	140 kW	141	25
A3 Limousine (85S, 85M) 40 TFSI	DKVA	04.17 - 12.21	1984	B	140 kW	141	25
A3 Sportback (85A, 85F) 40 TFSI	CUFA	01.15	1798	B	132 kW	141	25
A3 Sportback (85A, 85F) 40 TFSI	CUF	01.15	1798	B	132 kW	141	25
A3 Sportback (85A, 85F) 40 TFSI	DBFB	04.17	1984	B	140 kW	141	25
A3 Sportback (85A, 85F) 40 TFSI	DKVA	04.17	1984	B	140 kW	141	25
A4 B6 (8E2) 1.8 T	BFB	02.03 - 07.05	1781	B	120 kW	139	15
A4 B6 (8E2) 1.8 T	BKB	02.03 - 07.05	1781	B	120 kW	137	7
A4 B6 (8E2) 2.4	BDV	01.04 - 07.05	2393	B	125 kW	139	14
A4 B6 (8E2) 3.0 quattro	BBJ	02.03 - 07.05	2976	B	160 kW	140	19
A4 B7 (8YC) 1.8 T	BKB	04.03 - 09.08	1781	B	120 kW	137	7
A4 B7 (8YC) 2.0 T	BGB	07.05 - 09.08	1984	B	147 kW	141	24
A4 B7 (8YC) 2.0 T	BWE	07.05 - 09.08	1984	B	147 kW	141	24
A4 B7 (8YC) 3.0 quattro	BBJ	07.05 - 09.08	2976	B	160 kW	140	19
A4L B8 (828) 1.8 30 TFSI	CCUA	08.09	1798	B	118 kW	140	20
A4L B8 (828) 2.0 35 TFSI	CDZA	11.08 - 12.16	1984	B	132 kW	141	25
A4L B8 (828) 2.0 35 TFSI	CDZ	11.08 - 12.16	1984	B	132 kW	141	25
A4L B8 (828) 2.0 35 TFSI	CUJA	11.08 - 12.16	1984	B	132 kW	141	25
A4L B8 (828) 2.0 35 TFSI	CUJ	11.08 - 12.16	1984	B	132 kW	141	25
A4L B8 (828) 2.0 TFSI	CADA	11.08 - 12.12	1984	B	155 kW	141	24
A4L B8 (828) 2.0 TFSI	CAD	11.08 - 12.12	1984	B	155 kW	141	25
A4L B8 (828) 2.0 TFSI	CAEB	11.08 - 12.12	1984	B	155 kW	141	24
A4L B8 (828) 2.0 TFSI	CAE	11.08 - 12.12	1984	B	155 kW	141	25
A4L B8 (828) 2.0 TFSI	CDNC	11.08 - 12.12	1984	B	155 kW	141	24
A4L B8 (828) 2.0 TFSI	CDN	11.08 - 12.12	1984	B	155 kW	141	25
A4L B8 (828) 2.0 TFSI	CPMA	11.08 - 12.12	1984	B	155 kW	141	24
A4L B8 (828) 2.0 TFSI	CPM	11.08 - 12.12	1984	B	155 kW	141	25
A4L B8 (828) 3.0 50 TFSI quattro	CHMA	08.12 - 12.16	2995	B	200 kW	142	30
A4L B8 (828) 3.0 50 TFSI quattro	CHMB	08.12 - 12.16	2995	B	200 kW	142	34
A4L B8 (828) 3.0 50 TFSI quattro	CHM	08.12 - 12.16	2995	B	200 kW	143	35
A4L B8 (828) 3.2 quattro	CALA	01.09 - 12.11	3197	B	195 kW	143	38
A4L B8 (828) 3.2 quattro	CAL	01.09 - 12.11	3197	B	195 kW	143	39
A4L B8 (828) 40 TFSI quattro	CADA	08.12 - 12.14	1984	B	155 kW	141	24
A4L B8 (828) 40 TFSI quattro	CAD	08.12 - 12.14	1984	B	155 kW	141	25
A4L B8 (828) 40 TFSI quattro	CAEB	08.12 - 12.14	1984	B	155 kW	141	24
A4L B8 (828) 40 TFSI quattro	CAE	08.12 - 12.14	1984	B	155 kW	141	25
A4L B8 (828) 40 TFSI quattro	CDNC	08.12 - 12.14	1984	B	155 kW	141	24
A4L B8 (828) 40 TFSI quattro	CDN	08.12 - 12.14	1984	B	155 kW	141	25
A4L B8 (828) 40 TFSI quattro	CPMA	08.12 - 12.14	1984	B	155 kW	141	24
A4L B8 (828) 40 TFSI quattro	CPM	08.12 - 12.14	1984	B	155 kW	141	25
A4L B8 (828) 45 TFSI quattro	CUHA	06.14	1984	B	165 kW	141	25
A4L B8 (828) 45 TFSI quattro	CUH	06.14	1984	B	165 kW	141	25
A4L B9 (868, 86L) 35 TFSI	CVNA	09.17	1395	B	110 kW	137	2
A4L B9 (868, 86L) 35 TFSI	DKUB	10.18	1984	B	110 kW	137	1
A4L B9 (868, 86L) 40 TFSI	CWNA	09.16	1984	B	140 kW	141	25
A4L B9 (868, 86L) 40 TFSI	DKUA	09.16	1984	B	140 kW	137	1
A4L B9 (868, 86L) 40 TFSI	DTAA	09.16	1984	B	140 kW	137	1
A4L B9 (868, 86L) 45 TFSI quattro	CWPA	09.16	1984	B	185 kW	137	1
A4L B9 (868, 86L) 45 TFSI quattro	CWPB	09.16	1984	B	185 kW	141	25
A4L B9 (868, 86L) 45 TFSI quattro	CWP	09.16	1984	B	185 kW	141	25
A4L B9 (868, 86L) 45 TFSI quattro	DKWA	09.16	1984	B	185 kW	137	1
A6 C5 (4Y8) 1.8 T	AWL	07.00 - 12.06	1781	B	110 kW	139	16
A6 C5 (4Y8) 1.8 T	BGC	07.00 - 12.06	1781	B	110 kW	139	16
A6 C5 (4Y8) 1.8	ADR	01.00 - 12.05	1781	B	92 kW	138	10
A6 C5 (4Y8) 1.8	ANQ	01.00 - 12.05	1781	B	92 kW	138	12
A6 C5 (4Y8) 2.4	APS	09.99 - 12.05	2393	B	121 kW	139	13
A6 C5 (4Y8) 2.4	BDV	06.02 - 12.05	2393	B	125 kW	139	14
A6 C5 (4Y8) 2.5 TDI	BAU	08.04 - 12.05	2496	D	132 kW	137	3
A6 C5 (4Y8) 2.5 TDI	BND	08.04 - 12.05	2496	D	132 kW	137	3
A6 C5 (4Y8) 2.8	ATX	09.00 - 07.05	2771	B	140 kW	141	23









# AUDI (FAW)



			<b>ccm</b>		<b>kw</b>		<b>1</b> POS
A6 C5 (4Y8) 2.8	BBG	09.00 - 07.05	2771	B	140 kW	141	23
A6L C6 (4Z8) 2.0 TFSI	BPJ	09.05 - 12.12	1984	B	125 kW	141	24
A6L C6 (4Z8) 2.4	BDW	03.05 - 12.12	2393	B	130 kW	137	6
A6L C6 (4Z8) 2.7 TDI	CANA	08.09 - 12.12	2698	D	140 kW	141	27
A6L C6 (4Z8) 2.7 TDI	CAN	08.09 - 12.12	2698	D	140 kW	141	26
A6L C6 (4Z8) 2.8 quattro	BDX	09.08 - 12.12	2773	B	162 kW	142	33
A6L C6 (4Z8) 2.8 quattro	CCEA	09.08 - 12.12	2773	B	162 kW	142	33
A6L C6 (4Z8) 2.8 quattro	CCE	09.08 - 12.12	2773	B	162 kW	142	34
A6L C6 (4Z8) 2.8	BDX	11.07 - 12.08	2773	B	154 kW	142	33
A6L C6 (4Z8) 2.8	CCE	01.08 - 12.12	2773	B	162 kW	142	34
A6L C6 (4Z8) 3.0 TFSI quattro	CAJA	09.08 - 12.12	2995	B	213 kW	142	31
A6L C6 (4Z8) 3.0 TFSI quattro	CAJ	09.08 - 12.12	2995	B	213 kW	142	34
A6L C6 (4Z8) 3.0 quattro	BBJ	03.05 - 12.06	2976	B	160 kW	140	19
A6L C6 (4Z8) 3.0	BBJ	03.05 - 12.06	2976	B	160 kW	140	19
A6L C6 (4Z8) 3.2 quattro	AUK	09.05 - 12.08	3123	B	188 kW	143	36
A6L C6 (4Z8) 3.2	AUK	09.05 - 12.08	3123	B	188 kW	143	36
A6L C6 (4Z8) 4.2 quattro	BAT	09.05 - 12.06	4163	B	246 kW	142	34
A6L C6 (4Z8) 4.2 quattro	BVJ	11.06 - 10.08	4163	B	257 kW	142	34
A6L C7 (4X8, 4XL) 1.8 TFSI	CYYA	01.16 - 12.18	1798	B	140 kW	137	1
A6L C7 (4X8, 4XL) 2.0 TFSI	CDNB	01.12 - 12.16	1987	B	132 kW	140	20
A6L C7 (4X8, 4XL) 2.0 TFSI	CDN	01.12 - 12.16	1984	B	132 kW	141	25
A6L C7 (4X8, 4XL) 2.0 TFSI	CDZA	01.12 - 12.16	1984	B	132 kW	141	25
A6L C7 (4X8, 4XL) 2.0 TFSI	CDZ	01.12 - 12.16	1984	B	132 kW	141	25
A6L C7 (4X8, 4XL) 30 FSI	CLXA	01.12 - 12.16	2498	B	140 kW	137	5
A6L C7 (4X8, 4XL) 30 FSI	CLXB	01.16 - 12.18	2498	B	150 kW	137	4
A6L C7 (4X8, 4XL) 30 FSI	CLX	01.12 - 12.16	2498	B	140 kW	137	5
A6L C7 (4X8, 4XL) 35 FSI quattro	CNYA	01.12 - 12.16	2773	B	162 kW	143	36
A6L C7 (4X8, 4XL) 35 FSI quattro	CNYB	01.12 - 12.16	2773	B	162 kW	143	35
A6L C7 (4X8, 4XL) 35 FSI quattro	CNY	01.12 - 12.16	2773	B	162 kW	143	35
A6L C7 (4X8, 4XL) 35 FSI	CNYA	01.12 - 12.15	2773	B	162 kW	143	36
A6L C7 (4X8, 4XL) 35 FSI	CNYB	01.12 - 12.15	2773	B	162 kW	143	35
A6L C7 (4X8, 4XL) 35 FSI	CNY	01.12 - 12.15	2773	B	162 kW	143	35
A6L C7 (4X8, 4XL) 35 TFSI	CUHA	08.17 - 12.18	1984	B	165 kW	141	25
A6L C7 (4X8, 4XL) 40 e-tron	CPEA	08.17 - 12.18	1984	E	100 kW	137	1
A6L C7 (4X8, 4XL) 45 TFSI quattro	CTDB	01.16 - 12.18	2995	B	200 kW	142	34
A6L C7 (4X8, 4XL) 50 TFSI quattro	CHMA	01.12 - 01.14	2995	B	220 kW	142	30
A6L C7 (4X8, 4XL) 50 TFSI quattro	CHM	01.12 - 01.14	2995	B	220 kW	143	35
A6L C7 (4X8, 4XL) 50 TFSI quattro	CREC	01.16 - 12.18	2995	B	245 kW	142	31
A6L C7 (4X8, 4XL) 50 TFSI quattro	CTTA	01.14 - 12.16	2995	B	228 kW	143	37
A6L C7 (4X8, 4XL) 50 TFSI quattro	CTT	01.14 - 12.16	2995	B	228 kW	142	34
A6L C8 (488) 40 TFSI	DKUA	01.19	1984	B	140 kW	137	1
A6L C8 (488) 40 TFSI	DKWC	01.19	1984	B	140 kW	137	1
A6L C8 (488) 45 TFSI quattro	DKWB	01.19	1984	B	165 kW	137	1
A6L C8 (488) 45 TFSI quattro	DKWD	08.22	1984	B	180 kW	137	1
A6L C8 (488) 45 TFSI	DKWB	01.19	1984	B	165 kW	137	1
A6L C8 (488) 45 TFSI	DKWD	08.22	1984	B	180 kW	137	1
A6L C8 (488) 55 TFSI Mild Hybrid quattro	DLZA	01.19	2995	B	250 kW	142	34
A6L C8 (488) 55 TFSI e quattro	DPMA	01.20	1984	E	270 kW	137	1
Q3 (84B, 84G) 35 TFSI quattro	CRHA	04.13	1984	B	125 kW	141	25
Q3 (84B, 84G) 35 TFSI quattro	CRH	04.13	1984	B	125 kW	141	25
Q3 (84B, 84G) 35 TFSI	CRHA	04.13	1984	B	125 kW	141	25
Q3 (84B, 84G) 35 TFSI	CRH	04.13	1984	B	125 kW	141	25
Q3 (84B, 84G) 40 TFSI quattro	CGMA	04.13 - 12.16	1984	B	147 kW	140	20
Q3 (84B, 84G) 40 TFSI quattro	CGM	04.13 - 12.16	1984	B	147 kW	141	25
Q3 (G2B) 40 TFSI quattro	DKVB	04.19	1984	B	137 kW	141	25
Q3 (G2B) 40 TFSI	DKVB	04.19	1984	B	137 kW	141	25
Q3 (G2B) 45 TFSI quattro	DKXA	04.19	1984	B	162 kW	141	25
Q3 Sportback (G2N) 45 TFSI quattro	DKXA	05.20	1984	B	162 kW	141	25
Q5 B8 (83B) 2.0 TFSI quattro	CADA	03.10 - 12.15	1984	B	155 kW	141	24
Q5 B8 (83B) 2.0 TFSI quattro	CAD	03.10 - 12.15	1984	B	155 kW	141	25
Q5 B8 (83B) 35 TFSI quattro	CDZA	04.13 - 12.15	1984	B	132 kW	141	25
Q5 B8 (83B) 35 TFSI quattro	CDZ	04.13 - 12.15	1984	B	132 kW	141	25



# AUDI (FAW)

							
Q5 B8 (83B) 40 TFSI quattro	CUHA	11.14	1984	B	165 kW	141	25
Q5 B8 (83B) 40 TFSI quattro	CUHB	08.16	1984	B	169 kW	141	25
Q5 B8 (83B) 40 TFSI quattro	CUH	11.14	1984	B	165 kW	141	25
Q5 B8 (83B) 40 TFSI quattro	CUH	08.16	1984	B	169 kW	141	25
Q5L B9 (87I, 87U) 40 TFSI quattro	CWNA	07.18	1984	B	140 kW	141	25
Q5L B9 (87I, 87U) 40 TFSI quattro	DKUA	07.18	1984	B	140 kW	137	1
Q5L B9 (87I, 87U) 40 TFSI quattro	DTAA	07.18	1984	B	140 kW	137	1
Q5L B9 (87I, 87U) 45 TFSI quattro	CWPB	07.18	1984	B	185 kW	141	25
Q5L B9 (87I, 87U) 45 TFSI quattro	DKWA	07.18	1984	B	185 kW	137	1
Q5L Sportback (87F) 40 TFSI quattro	DTAA	11.20	1984	B	140 kW	137	1
Q5L Sportback (87F) 45 TFSI quattro	DKWA	11.20	1984	B	185 kW	137	1

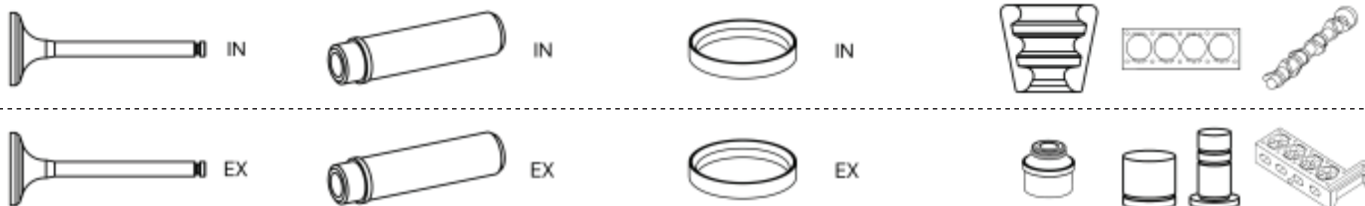
# AUDI (FAW)



ENGINE		ccm	kW			1 POS	ENGINE		ccm	kW			1 POS		
ABH	84,500	8	4172	206 kW	B	142	29	CDZ	82,500	4	1984	132 kW	B	141	25
ACK	82,500	6	2771	142 kW	B	141	22	CGMA	82,500	4	1984	147 kW	B	140	20
ACZ	82,500	6	2598	102 kW	B	140	21	CGM	82,500	4	1984	147 kW	B	141	25
ADR	81,000	4	1781	92 kW	B	138	10	CHMA	84,500	6	2995	200 - 228 kW	B	142	30
ADW	82,500	4	1984	79 kW	B	140	18	CHMB	84,500	6	2995	200 kW	B	142	34
AEJ	82,500	6	2771	120 kW	B	140	18	CHM	84,500	6	2995	200 - 220 kW	B	143	35
AFC	82,500	6	2771	120 - 128 kW	B	140	18	CLXA	80,200	6	2498	140 kW	B	137	5
AFM	81,000	6	2393	110 kW	B	138	11	CLXB	80,200	6	2498	150 kW	B	137	4
AFY	81,000	4	1781	85 kW	B	139	13	CLX	80,200	6	2498	140 kW	B	137	5
AGH	84,500	8	4172	210 kW	B	142	32	CNYA	84,500	6	2773	150 kW	B	143	36
AMX	82,500	6	2771	142 kW	B	141	22	CNYB	84,500	6	2773	162 kW	B	143	35
ANQ	81,000	4	1781	92 kW	B	138	12	CNY	84,500	6	2773	162 kW	B	143	35
ANZ		4	1800	110 kW	B	137	1	CPEA		4	1984	155 kW	B	137	1
APS	81,000	6	2393	121 kW	B	139	13	CPMA	82,500	4	1984	155 kW	B	141	24
ARJ	81,000	6	2393	121 kW	B	139	13	CPM	82,500	4	1984	155 kW	B	141	25
ATX	82,500	6	2771	140 kW	B	141	23	CREC	84,500	6	2995	245 kW	B	142	31
AUK	84,500	6	3123	188 kW	B	143	36	CRHA	82,500	4	1984	125 kW	B	141	25
AWL	81,000	4	1781	110 kW	B	139	16	CRH	82,500	4	1984	125 kW	B	141	25
BAT	84,500	8	4163	246 kW	B	142	34	CTDB	84,500	6	2995	200 kW	B	142	34
BAU	78,300	6	2496	132 kW	D	137	3	CTTA	84,500	6	2995	228 kW	B	143	37
BBG	82,500	6	2771	140 kW	B	141	23	CTT	84,500	6	2995	228 kW	B	142	34
BBJ	82,500	6	2976	160 kW	B	140	19	CUFA	82,500	4	1798	132 kW	B	141	25
BDV	81,000	6	2393	125 kW	B	139	14	CUF	82,500	4	1798	132 kW	B	141	25
BDW	81,000	6	2393	130 kW	B	137	6	CUHA	82,500	4	1984	165 - 169 kW	B	141	25
BDX	84,500	6	2773	154 - 162 kW	B	142	33	CUHB	82,500	4	1984	169 kW	B	141	25
BFB	81,000	4	1781	120 kW	B	139	15	CUH	82,500	4	1984	165 - 169 kW	B	141	25
BGB	82,500	4	1984	147 kW	B	141	24	CUJA	82,500	4	1984	132 kW	B	141	25
BGC	81,000	4	1781	110 kW	B	139	16	CUJ	82,500	4	1984	132 kW	B	141	25
BKB	81,000	4	1781	120 kW	B	137	7	CVNA	74,500	4	1395	110 kW	B	137	2
BND	78,300	6	2496	132 - 133 kW	D	137	3	CWNA	82,500	4	1984	140 kW	B	141	25
BPJ	82,500	4	1984	125 kW	B	141	24	CWPA		4	1984	185 kW	B	137	1
BTE	84,000	12	5998	331 kW	B	142	28	CWPB	82,500	4	1984	185 kW	B	141	25
BVJ	84,500	8	4163	257 kW	B	142	34	CWP	82,500	4	1984	185 kW	B	141	25
BWE	82,500	4	1984	125 - 147 kW	B	141	24	CYYA		4	1798	140 kW	B	137	1
CADA	82,500	4	1984	155 kW	B	141	24	DBFB	82,500	4	1984	140 kW	B	141	25
CAD	82,500	4	1984	155 kW	B	141	25	DKUA		4	1984	140 kW	B	137	1
CAEB	82,500	4	1984	155 kW	B	141	24	DKUB		4	1984	110 kW	B	137	1
CAE	82,500	4	1984	155 kW	B	141	25	DKVA	82,500	4	1984	140 kW	B	141	25
CAJA	84,500	6	2995	213 kW	B	142	31	DKVB	82,500	4	1984	137 kW	B	141	25
CAJ	84,500	6	2995	213 kW	B	142	34	DKWA		4	1984	185 kW	B	137	1
CALA	85,500	6	3197	195 kW	B	143	38	DKWB		4	1984	165 kW	B	137	1
CAL	85,500	6	3197	195 kW	B	143	39	DKWC		4	1984	140 kW	B	137	1
CANA	83,000	6	2698	140 kW	D	141	27	DKWD		4	1984	180 kW	B	137	1
CAN	83,000	6	2698	140 kW	D	141	26	DKXA	82,500	4	1984	162 kW	B	141	25
CCEA	84,500	6	2773	162 kW	B	142	33	DLZA	84,500	6	2995	250 kW	B	142	34
CCE	84,500	6	2773	162 kW	B	142	34	DPMA		4	1984	185 kW	B	137	1
CCUA	82,500	4	1798	118 kW	B	140	20	DTAA		4	1984	140 kW	B	137	1
CDNB	82,500	4	1987	132 kW	B	140	20	DTAB		4	1984	110 kW	B	137	1
CDNC	82,500	4	1984	155 kW	B	141	24	JW	81,000	4	1781	66 kW	B	139	17
CDN	82,500	4	1984	132 - 155 kW	B	141	25	MC	81,000	5	2226	121 kW	B	138	8
CDZA	82,500	4	1984	132 kW	B	141	25	PR	81,000	5	2226	96 kW	B	138	9



# AUDI (FAW)



1

ANZ, CPEA, CWPA, CYYA, DKUA, DKUB, DKWA, DKWB, DKWC, DKWD, DPMA, DTAA, DTAB,

915097-8

Ø 6,00

74,500 mm

2

CVNA,

855021-4

28,50 x 5,00 x 110,25 x 45°

M-5

865022-4

25,00 x 5,00 x 110,10 x 30°

78,300 mm

3

BAU, BND,

850281-4

27,30 x 6,00 x 100,60 x 45°

880230-4

10,06 x 6,00 x 42,00 | IN | EX

860282-4

24,10 x 6,00 x 100,60 x 45°

915097-8

Ø 6,00

80,200 mm

4

CLXB,

915097-8

Ø 6,00

975013-8

Hydro

80,200 mm

5

CLXA, CLX,

915097-8

Ø 6,00

81,000 mm

6

BDW,

850247-4

33,90 x 6,00 x 104,00 x 45°

M-6

860246-4

28,10 x 6,00 x 101,90 x 45°

915097-8

Ø 6,00

81,000 mm

7

BKB,

850229-4

26,90 x 6,00 x 105,09 x 45°

M-6

915097-8

Ø 6,00

975011-8

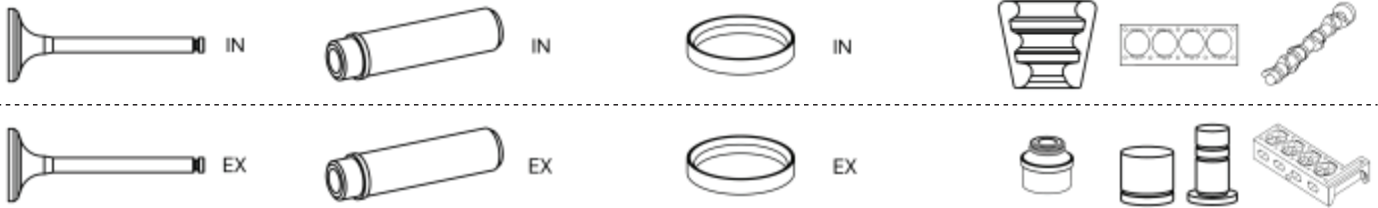
Hydro

975012-8

Hydro



# AUDI (FAW)



**81,000 mm**

**8**

MC ,

**850217-4**

38,00 x 8,00 x 90,35 x 45°

**880223-4**

12,07 x 8,00 x 42,50 | IN | EX

**M-8**

**855028-4**

38,10 x 8,00 x 91,80 x 45°

**860215-4**

33,20 x 8,00 x 98,50 x 45°

**912801-8**

Ø 8,00

**865049-4**

33,00 x 8,00 x 98,50 x 45°

**865084-4**

33,15 x 8,00 x 91,20 x 45°

**81,000 mm**

**9**

PR ,

**850205-4**

28,20 x 6,00 x 99,30 x 45°

**912801-8**

Ø 8,00

**975001-8**

Hydro

**81,000 mm**

**10**

ADR ,

**850229-4**

26,90 x 6,00 x 105,09 x 45°

**880228-4**

11,05 x 6,00 x 36,15 | IN | EX

**M-6**

**860234-4**

30,00 x 6,00 x 104,20 x 45°

**915097-8**

Ø 6,00

**975011-8**

Hydro

**860236-5**

27,15 x 6,00 x 136,30 x 45°

**975012-8**

Hydro

**81,000 mm**

**11**

AFM ,

**850227-4**

39,60 x 7,00 x 91,85 x 45°

**880227-4**

12,08 x 7,00 x 36,00 | IN | EX

**M-7**

**855022-4**

39,55 x 7,00 x 91,85 x 45°

**860228-4**

33,00 x 7,00 x 91,20 x 45°

**915001-8**

Ø 7,00

**975002-8**

Hydro

**860232-4**

33,00 x 7,00 x 91,00 x 45°

**81,000 mm**

**12**

ANQ ,

**915097-8**

Ø 6,00

**975011-8**

Hydro

**975012-8**

Hydro



# AUDI (FAW)



## 81,000 mm

13

AFY , APS , ARJ ,

850229-4

880228-4

M-6

26,90 x 6,00 x 105,09 x 45°

11,05 x 6,00 x 36,15 | IN | EX

860234-4

915097-8

30,00 x 6,00 x 104,20 x 45°

Ø 6,00

860236-5

27,15 x 6,00 x 136,30 x 45°

## 81,000 mm

14

BDV ,

850229-4

M-6

26,90 x 6,00 x 105,09 x 45°

860234-4

915097-8

30,00 x 6,00 x 104,20 x 45°

Ø 6,00

860236-5

27,15 x 6,00 x 136,30 x 45°

975011-8

Hydro

975012-8

Hydro

## 81,000 mm

15

BFB ,

850229-4

M-6

26,90 x 6,00 x 105,09 x 45°

860230-4

915097-8

29,90 x 6,00 x 103,90 x 45°

Ø 6,00

975011-8

Hydro

975012-8

Hydro

## 81,000 mm

16

AWL , BGC ,

915097-8

Ø 6,00

## 81,000 mm

17

JW ,

850217-4

880223-4

M-8

905002-1

38,00 x 8,00 x 90,35 x 45°

12,07 x 8,00 x 42,50 | IN | EX

855028-4

38,10 x 8,00 x 91,80 x 45°

860215-4

912801-8

33,20 x 8,00 x 98,50 x 45°

Ø 8,00

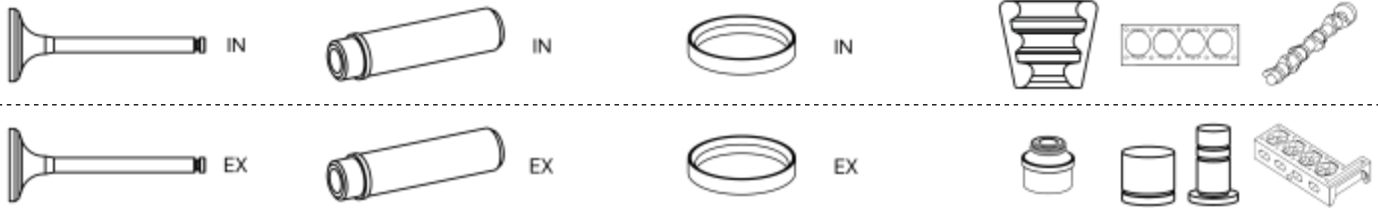
865049-4

33,00 x 8,00 x 98,50 x 45°

865084-4

33,15 x 8,00 x 91,20 x 45°

# AUDI (FAW)



## 82,500 mm 18

ADW , AEJ , AFC ,

<b>850227-4</b> 39,60 x 7,00 x 91,85 x 45°	<b>880227-4</b> 12,08 x 7,00 x 36,00   IN   EX	<b>M-7</b>	
<b>855022-4</b> 39,55 x 7,00 x 91,85 x 45°		<b>M-8</b>	
<b>855083-4</b> 39,65 x 8,00 x 91,65 x 45°			
<b>860228-4</b> 33,00 x 7,00 x 91,20 x 45°		<b>912801-8</b> Ø 8,00	
<b>860232-4</b> 33,00 x 7,00 x 91,00 x 45°		<b>915001-8</b> Ø 7,00	
<b>865084-4</b> 33,15 x 8,00 x 91,20 x 45°			

## 82,500 mm 19

BBJ ,

<b>850229-4</b> 26,90 x 6,00 x 105,09 x 45°	<b>880228-4</b> 11,05 x 6,00 x 36,15   IN   EX	<b>M-6</b>	
<b>860234-4</b> 30,00 x 6,00 x 104,20 x 45°		<b>915097-8</b> Ø 6,00	<b>975011-8</b> Hydro
<b>860236-5</b> 27,15 x 6,00 x 136,30 x 45°			<b>975012-8</b> Hydro

## 82,500 mm 20

CCUA , CDNB , CGMA ,

<b>850247-4</b> 33,90 x 6,00 x 104,00 x 45°		<b>M-6</b>	
<b>860248-4</b> 28,10 x 6,00 x 102,00 x 45°		<b>915097-8</b> Ø 6,00	

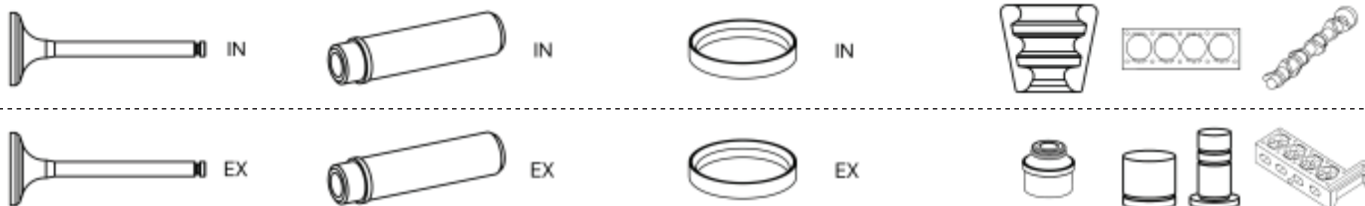
## 82,500 mm 21

ACZ ,

<b>850227-4</b> 39,60 x 7,00 x 91,85 x 45°	<b>880227-4</b> 12,08 x 7,00 x 36,00   IN   EX	<b>M-7</b>	
<b>855022-4</b> 39,55 x 7,00 x 91,85 x 45°		<b>M-8</b>	
<b>855083-4</b> 39,65 x 8,00 x 91,65 x 45°			
<b>860228-4</b> 33,00 x 7,00 x 91,20 x 45°		<b>912801-8</b> Ø 8,00	<b>975001-8</b> Hydro
<b>860232-4</b> 33,00 x 7,00 x 91,00 x 45°		<b>915001-8</b> Ø 7,00	<b>975002-8</b> Hydro
<b>865084-4</b> 33,15 x 8,00 x 91,20 x 45°			



# AUDI (FAW)



**82,500 mm**

**22**

ACK , AMX ,

**850229-4**

**880228-4**

**M-6**

26,90 x 6,00 x 105,09 x 45°

11,05 x 6,00 x 36,15 | IN | EX

**860234-4**

**915097-8**

30,00 x 6,00 x 104,20 x 45°

Ø 6,00

**860236-5**

27,15 x 6,00 x 136,30 x 45°

**82,500 mm**

**23**

ATX , BBG ,

**850229-4**

**M-6**

26,90 x 6,00 x 105,09 x 45°

**860234-4**

**915097-8**

**975011-8**

30,00 x 6,00 x 104,20 x 45°

Ø 6,00

Hydro

**860236-5**

**975012-8**

27,15 x 6,00 x 136,30 x 45°

Hydro

**82,500 mm**

**24**

BGB , BPJ , BWE , CADA , CAEB , CDNC , CPMA ,

**850247-4**

**M-6**

33,90 x 6,00 x 104,00 x 45°

**860248-4**

**915097-8**

**975013-8**

28,10 x 6,00 x 102,00 x 45°

Ø 6,00

Hydro

**82,500 mm**

**25**

CAD , CAE , CDN , CDZA , CDZ , CGM , CPM , CRHA , CRH , CUFA , CUF , CUHA , CUHB , CUH , CUJA , CUJ , CWNA , CWPB , CWP , DBFB , DKVA , DKVB , DKXA ,

**915097-8**

Ø 6,00

**83,000 mm**

**26**

CAN ,

**915097-8**

Ø 6,00

**83,000 mm**

**27**

CANA ,

**850225-6**

**880230-4**

**M-6**

28,60 x 6,00 x 99,35 x 45°

10,06 x 6,00 x 42,00 | IN | EX

**860226-6**

**915097-8**

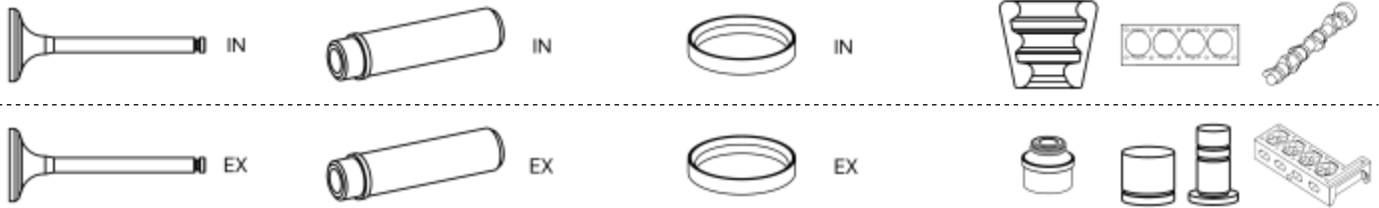
**970227-8**

26,70 x 6,00 x 99,35 x 45°

Ø 6,00

Hydro

# AUDI (FAW)



## 84,000 mm 28

BTE ,

**850235-5**

31,15 x 6,00 x 102,20 x 45°

**M-6**

**850263-6**

31,10 x 6,00 x 136,20 x 45°

**860264-6**

27,10 x 6,00 x 102,50 x 45°

**915097-8**

Ø 6,00

## 84,500 mm 29

ABH ,

**850221-4**

32,10 x 7,00 x 95,60 x 45°

**880226-4**

12,08 x 7,00 x 38,00 | IN | EX

**R-7**

**915001-8**

Ø 7,00

## 84,500 mm 30

CHMA ,

**850245-4**

33,90 x 6,00 x 104,00 x 45°

**880230-4**

10,06 x 6,00 x 42,00 | IN | EX

**M-6**

**860248-4**

28,10 x 6,00 x 102,00 x 45°

**915097-8**

Ø 6,00

**975013-8**

Hydro

## 84,500 mm 31

CAJA , CREC ,

**850245-4**

33,90 x 6,00 x 104,00 x 45°

**M-6**

**860248-4**

28,10 x 6,00 x 102,00 x 45°

**915097-8**

Ø 6,00

## 84,500 mm 32

AGH ,

**915001-8**

Ø 7,00

**915097-8**

Ø 6,00

## 84,500 mm 33

BDX , CCEA ,

**850245-4**

33,90 x 6,00 x 104,00 x 45°

**M-6**

**860246-4**

28,10 x 6,00 x 101,90 x 45°

**915097-8**

Ø 6,00

## 84,500 mm 34

BAT , BVJ , CAJ , CCE , CHMB , CTDB , CTT , DLZA ,

**915097-8**

Ø 6,00



# AUDI (FAW)



**84,500 mm**

**35**

CHM , CNYB , CNY ,

915097-8

975013-8

Ø 6,00

Hydro

**84,500 mm**

**36**

AUK , CNYA ,

850245-4

M-6

33,90 x 6,00 x 104,00 x 45°

860246-4

915097-8

975013-8

28,10 x 6,00 x 101,90 x 45°

Ø 6,00

Hydro

**84,500 mm**

**37**

CTTA ,

850245-4

M-6

33,90 x 6,00 x 104,00 x 45°

860248-4

915097-8

975013-8

28,10 x 6,00 x 102,00 x 45°

Ø 6,00

Hydro

**85,500 mm**

**38**

CALA ,

850245-4

M-6

33,90 x 6,00 x 104,00 x 45°

860246-4

915097-8

28,10 x 6,00 x 101,90 x 45°

Ø 6,00

**85,500 mm**

**39**







CAL ,

915097-8

Ø 6,00

# AUDI (SAIC)



	 ENGINE	 00000	ccm		kW		 1 POS
A7L (498) 45 TFSI 12V quattro	DTKA	01.22	1984	B	180 kW	146	1
A7L (498) 45 TFSI 12V	DTKA	01.22	1984	B	180 kW	146	1
A7L (498) 55 TFSI Mild Hybrid quattro	DLZA	01.22	2995	B/E	250 kW	146	2
Q6 (G6I) 50 TFSI quattro	DMEA	09.22	2492	B	220 kW	146	1

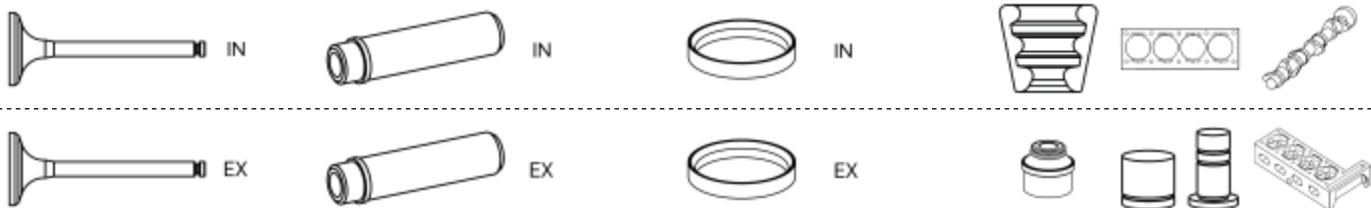


# AUDI (SAIC)

ENGINE	$\varnothing$		ccm	kW	B	146	1 POS	ENGINE	$\varnothing$		ccm	kW	B	146	1 POS
DLZA	84,500	6	2995	250 kW	B	146	2	DTKA		4	1984	180 kW	B	146	1
DMEA		6	2492	220 kW	B	146	1								



# AUDI (SAIC)



1

DMEA , DTKA ,

915097-8

Ø 6,00

84,500 mm








2











DLZA ,

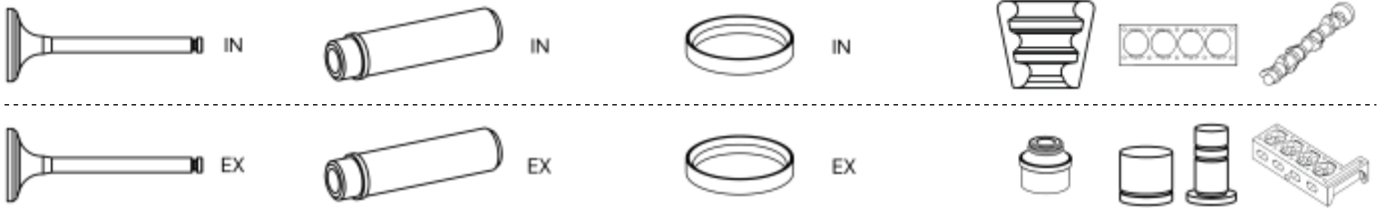
915097-8

Ø 6,00



							
LULINGSUJUN 2.8 D	4JB1-T	01.05	2771	D	75 kW	149	2

			<b>ccm</b>	<b>kW</b>			<b>1</b> POS				<b>ccm</b>	<b>kW</b>			<b>1</b> POS
4JB1-T	93,000	4	2771	75 kW	D	149	2	OM 612.963	88,000	5	2688	120 kW	D	149	1
8144.21	93,000	4	2445	67 kW	D	149	3								



88,000 mm

1

OM 612.963 ,

851011-4

901035-1

30,15 x 7,00 x 103,95 x 45°

861012-4

881010-4

28,40 x 7,00 x 104,35 x 45°

12,57 x 7,00 x 37,50 | EX

93,000 mm

2

4JB1-T ,

858001-4

40,00 x 8,00 x 118,30 x 45°

868002-4

35,75 x 8,00 x 118,00 x 45°

93,000 mm

3

8144.21 ,

852052-4

R-8

41,00 x 8,00 x 120,80 x 30°

862053-4







34,50 x 8,00 x 122,00 x 45°

862092-4

36,00 x 8,00 x 122,00 x 45°


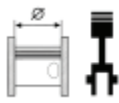




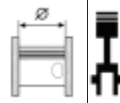



# BEDFORD



	 ENGINE	 00000	ccm		kW		 1 POS
ASTRA VAN Kasten/Kombi 1.3	13 NB	09.84 - 09.89	1297	B	44 kW	152	3
ASTRA VAN Kasten/Kombi 1.3	13 N	09.84 - 09.89	1297	B	34 kW	152	2
ASTRA VAN Kasten/Kombi 1.3	13 S	09.84 - 09.89	1297	B	55 kW	152	4
ASTRA VAN Kasten/Kombi 1.4	14 NV	09.89 - 08.91	1389	B	44 kW	152	5
ASTRA VAN Kasten/Kombi 1.6 D	16 DA	09.87 - 08.89	1598	D	42 kW	152	7
ASTRA VAN Kasten/Kombi 1.6 D	16 D	07.82 - 08.84	1598	D	40 kW	152	7
ASTRA VAN Kasten/Kombi 1.6 D	16 D	09.85 - 08.88	1598	D	40 kW	152	7
ASTRA VAN Kasten/Kombi 1.6	16 SV	09.84 - 08.91	1598	B	66 kW	152	6
ASTRA VAN Kasten/Kombi 1.7 D	17 D	09.88 - 08.91	1699	D	42 kW	153	8
ASTRAMAX Kasten/Großraumlimousine 1.3	13 S	12.86 - 06.90	1297	B	55 kW	152	4
ASTRAMAX Kasten/Großraumlimousine 1.4	14 NV	09.89 - 06.90	1389	B	44 kW	152	5
ASTRAMAX Kasten/Großraumlimousine 1.4	14 NV	09.89 - 06.90	1389	B	56 kW	152	5
ASTRAMAX Kasten/Großraumlimousine 1.6 D	16 DA	09.85 - 08.88	1598	D	42 kW	152	7
ASTRAMAX Kasten/Großraumlimousine 1.6 D	16 D	09.85 - 08.88	1598	D	40 kW	152	7
ASTRAMAX Kasten/Großraumlimousine 1.7 D	17 D	09.88 - 06.90	1699	D	42 kW	153	8
BLITZ 2.3	23 L	02.80 - 10.83	2278	B	58 kW	153	9



# BEDFORD

			ccm	kW			1 POS				ccm	kW			1 POS
13 NB	75,000	4	1297	44 kW	B	152	3	16 D	80,000	4	1598	39 - 40 kW	D	152	7
13 N	75,000	4	1297	34 kW	B	152	2	16 SV	79,000	4	1598	60 - 66 kW	B	152	6
13 S	75,000	4	1297	42 - 55 kW	B	152	4	17 D	82,500	4	1699	42 kW	D	153	8
14 NV	77,600	4	1389	44 - 56 kW	B	152	5	23 L	97,600	4	2278	58 - 59 kW	B	153	9
16 DA	80,000	4	1598	40 - 42 kW	D	152	7	FA10A	65,500	4	970	34 kW	B	152	1

# BEDFORD



		<b>1</b>
<b>65,500 mm</b> FA10A ,		<b>909401-1</b>
<b>75,000 mm</b> 13 N ,		<b>2</b>
<b>853543-4</b> 33,020 x 7,00 x 104,90 x 45°	<b>883560-4</b> 11,03 x 7,00 x 45,80   IN   EX	<b>913501-8</b> Ø 7,00
<b>75,000 mm</b> 13 NB ,		<b>3</b>
<b>853543-4</b> 33,020 x 7,00 x 104,90 x 45°	<b>883560-4</b> 11,03 x 7,00 x 45,80   IN   EX	<b>913501-8</b> <b>973501-8</b> Ø 7,00 Hydro
<b>75,000 mm</b> 13 S ,		<b>4</b>
<b>853543-4</b> 33,020 x 7,00 x 104,90 x 45°	<b>883560-4</b> 11,03 x 7,00 x 45,80   IN   EX	<b>513501-1</b> <b>913501-8</b> <b>973501-8</b> Ø 7,00 Hydro
<b>77,600 mm</b> 14 NV ,		<b>5</b>
	<b>883560-4</b> 11,03 x 7,00 x 45,80   IN   EX	<b>K-7</b>
<b>863512-4</b> 29,00 x 7,00 x 105,00 x 45°		<b>913501-8</b> <b>973501-8</b> Ø 7,00 Hydro
<b>79,000 mm</b> 16 SV ,		<b>6</b>
<b>853511-4</b> 38,10 x 7,00 x 101,50 x 45°	<b>883560-4</b> 11,03 x 7,00 x 45,80   IN   EX	<b>K-7</b> <b>903501-1</b> <b>513507-1</b>
<b>863514-4</b> 31,00 x 7,00 x 101,50 x 45°		<b>913501-8</b> <b>973501-8</b> Ø 7,00 Hydro
<b>80,000 mm</b> 16 DA , 16 D ,		<b>7</b>
<b>853551-4</b> 36,00 x 8,00 x 123,20 x 45°	<b>883555-4</b> 12,00 x 8,00 x 50,00   IN   EX	<b>K-8</b>
<b>863552-4</b> 31,95 x 8,00 x 123,20 x 45°		<b>973501-8</b> Hydro



# BEDFORD



**82,500 mm**

**8**

17 D ,

**853551-4**

36,00 x 8,00 x 123,20 x 45°

**883555-4**

12,00 x 8,00 x 50,00 | IN | EX

**K-8**

**513506-1**

**863552-4**

31,95 x 8,00 x 123,20 x 45°

**973501-8**

Hydro

**97,600 mm**

**9**

23 L ,

**913502-8**

Ø 7,00


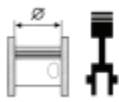




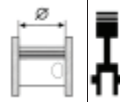





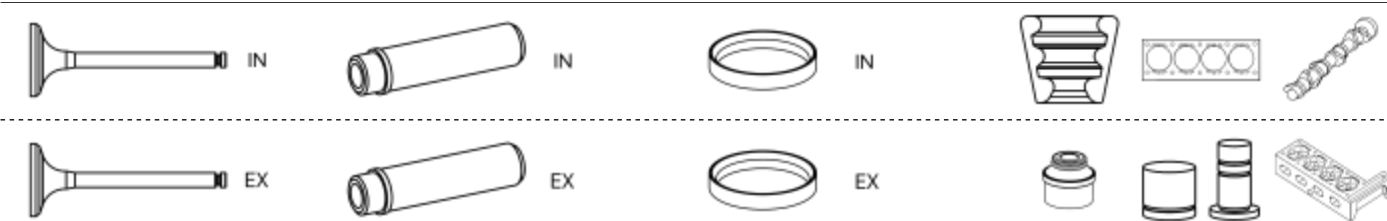


**siehe Motorenliste**  
**see engline list**  
**voir la liste des moteurs**  
**ver lista de motores**  
**см. список двигателей**  
**تالكر حطما قمىق رظنا**



# BHARATBENZ

			ccm	kW			1 POS				ccm	kW			1 POS
DE175	102,000	6	6374	175 kW	D	156	1	OM 906.927	102,000	6	6374	170 kW	D	156	2
DE210	102,000	6	6374	210 kW	D	156	1	OM 906.928	102,000	6	6374	205 kW	D	156	2
DE315	128,000	6	11967	315 kW	D	156	6	OM 906.935	102,000	6	6374	170 kW	D	156	2
OM 457.919	128,000	6	11967	315 kW	D	157	7	OM 906.952	102,000	6	6374	205 kW	D	156	2
OM 457.927	128,000	6	11967	295 kW	D	157	8	OM 906.955	102,000	6	6374	205 kW	D	156	2
OM 902.916	102,000	6	6374	175 kW	D	156	2	OM 926.939	106,000	6	7201	210 kW	D	156	3
OM 902.918	102,000	6	6374	210 kW	D	156	2	OM 926.946	106,000	6	7201	210 - 240 kW	D	156	4
OM 906.925	102,000	6	6374	170 kW	D	156	2	OM 926.949	106,000	6	7201	210 kW	D	156	5
OM 906.926	102,000	6	6374	205 kW	D	156	2								



**102,000 mm** **1**

DE175 , DE210 ,

**911005-8**

Ø 8,00

**102,000 mm** **2**

OM 902.916 , OM 902.918 , OM 906.925 , OM 906.926 , OM 906.927 , OM 906.928 , OM 906.935 , OM 906.952 , OM 906.955 ,

**851058-4**

**R-8**

34,00 x 8,00 x 128,75 x 20°

**861059-4**

**911005-8**

**971071-6**

38,10 x 8,00 x 152,60 x 45°

Ø 8,00

**861071-6**

15,20 x 6,00 x 81,65 x 30°

**106,000 mm** **3**

OM 926.939 ,

**851058-4**

**R-8**

34,00 x 8,00 x 128,75 x 20°

**861059-4**

**911005-8**

**971071-6**

38,10 x 8,00 x 152,60 x 45°

Ø 8,00

**861071-6**

15,20 x 6,00 x 81,65 x 30°

**106,000 mm** **4**

OM 926.946 ,

**851058-4**

**R-8**

34,00 x 8,00 x 128,75 x 20°

**861059-4**

**911005-8**

38,10 x 8,00 x 152,60 x 45°

Ø 8,00

**106,000 mm** **5**

OM 926.949 ,

**851058-4**

34,00 x 8,00 x 128,75 x 20°

**911005-8**

Ø 8,00

**128,000 mm** **6**

DE315 ,

**911002-8**

Ø 9,00



## 128,000 mm

7

OM 457.919 ,

**851069-6**

45,60 x 9,00 x 144,85 x 30°

**881069-6**

15,03 x 9,00 x 61,00 | IN | EX

**851071-6**

45,50 x 9,00 x 145,00 x 30°

**861072-6**

41,10 x 9,00 x 144,85 x 45°

**911002-8**

Ø 9,00

**861077-5**

17,00 x 8,00 x 86,85 x 45°

**861200-6**

42,20 x 9,00 x 144,80 x 35°

## 128,000 mm

8

OM 457.927 ,

**851069-6**

45,60 x 9,00 x 144,85 x 30°

**881069-6**

15,03 x 9,00 x 61,00 | IN | EX

**851071-6**

45,50 x 9,00 x 145,00 x 30°

**861072-6**

41,10 x 9,00 x 144,85 x 45°

**871070-6**

21,00 x 14,40 x 5,50 x 45° | EX

**911002-8**







Ø 9,00

**861077-5**








17,00 x 8,00 x 86,85 x 45°






**861200-6**

42,20 x 9,00 x 144,80 x 35°

			<b>ccm</b>		<b>kW</b>		
1 (E81) 116 d	N47 D20 A	11.08 - 12.11	1995	D	85 kW	206	47
1 (E81) 116 d	N47 D20 A	01.11 - 12.11	1995	D	66 kW	206	47
1 (E81) 116 d	N47 D20 C	11.08 - 12.11	1995	D	85 kW	206	47
1 (E81) 116 d	N47 D20 C	01.11 - 12.11	1995	D	66 kW	206	47
1 (E81) 116 i	N43 B16 AA	03.07 - 12.11	1599	B	90 kW	201	15
1 (E81) 116 i	N43 B16 A	09.07 - 12.11	1599	B	85 kW	201	15
1 (E81) 116 i	N43 B16 A	03.07 - 12.11	1599	B	90 kW	201	15
1 (E81) 116 i	N43 B20 A	11.08 - 12.11	1995	B	90 kW	206	44
1 (E81) 116 i	N45 B16 A	09.07 - 12.11	1596	B	85 kW	206	45
1 (E81) 118 d	N47 D20 A	09.06 - 12.11	1995	D	105 kW	206	47
1 (E81) 118 d	N47 D20 A	09.06 - 12.11	1995	D	100 kW	206	47
1 (E81) 118 d	N47 D20 C	09.06 - 12.11	1995	D	105 kW	206	47
1 (E81) 118 d	N47 D20 C	09.06 - 12.11	1995	D	100 kW	206	47
1 (E81) 118 i	N43 B20 A	09.06 - 12.11	1995	B	105 kW	206	44
1 (E81) 118 i	N46 B20 B	09.06 - 12.11	1995	B	100 kW	205	42
1 (E81) 118 i	N46 B20 B	09.06 - 02.08	1995	B	95 kW	205	42
1 (E81) 120 d	N47 D20 A	03.07 - 12.11	1995	D	120 kW	206	47
1 (E81) 120 d	N47 D20 A	03.07 - 12.11	1995	D	130 kW	206	47
1 (E81) 120 d	N47 D20 C	03.07 - 12.11	1995	D	145 kW	206	47
1 (E81) 120 d	N47 D20 C	03.07 - 12.11	1995	D	120 kW	206	47
1 (E81) 120 d	N47 D20 C	03.07 - 12.11	1995	D	130 kW	206	47
1 (E81) 120 d	N47 D20 C	03.07 - 12.11	1995	D	145 kW	206	47
1 (E81) 120 i	N43 B20 A	03.07 - 09.12	1995	B	125 kW	206	44
1 (E81) 120 i	N43 B20 A	03.07 - 12.11	1995	B	120 kW	206	44
1 (E81) 120 i	N46 B20 B	03.07 - 12.11	1995	B	115 kW	205	42
1 (E81) 120 i	N46 B20 B	03.07 - 12.11	1995	B	120 kW	205	42
1 (E81) 120 i	N46 B20 C	03.07 - 12.11	1995	B	115 kW	206	46
1 (E81) 120 i	N46 B20 C	03.07 - 12.11	1995	B	120 kW	206	46
1 (E81) 123 d	N47 D20 B	03.07 - 12.11	1995	D	150 kW	206	47
1 (E81) 123 d	N47 D20 D	03.07 - 12.11	1995	D	150 kW	206	47
1 (E81) 130 i	N52 B30 A	09.06 - 02.12	2996	B	195 kW	207	54
1 (E81) 130 i	N52 B30 A	09.06 - 12.11	2996	B	190 kW	207	54
1 (E81) 130 i	N52 B30 BF	09.06 - 02.12	2996	B	195 kW	207	55
1 (E81) 130 i	N52 B30 BF	09.06 - 12.11	2996	B	190 kW	207	55
1 (E81) 130 i	N52 B30 B	09.06 - 02.12	2996	B	195 kW	207	55
1 (E81) 130 i	N52 B30 B	09.06 - 12.11	2996	B	190 kW	207	55
1 (E87) 116 d	N47 D20 A	03.09 - 06.11	1995	D	85 kW	206	47
1 (E87) 116 d	N47 D20 C	03.09 - 06.11	1995	D	85 kW	206	47
1 (E87) 116 d	N47 D20 C	01.11 - 12.11	1995	D	66 kW	206	47
1 (E87) 116 i	N43 B16 AA	09.07 - 06.11	1599	B	90 kW	201	15
1 (E87) 116 i	N43 B16 A	06.04 - 06.11	1599	B	85 kW	201	15
1 (E87) 116 i	N43 B16 A	09.07 - 06.11	1599	B	90 kW	201	15
1 (E87) 116 i	N43 B20 A	01.09 - 06.11	1995	B	90 kW	206	44
1 (E87) 116 i	N45 B16 A	06.04 - 06.11	1596	B	85 kW	206	45
1 (E87) 116 i	N45 B16 A	09.07 - 06.11	1596	B	90 kW	206	45
1 (E87) 118 d	M47 D20 (204D4)	06.04 - 02.07	1995	D	90 kW	204	32
1 (E87) 118 d	M47 D20 (204D4)	03.07 - 06.11	1995	D	100 kW	204	32
1 (E87) 118 d	M47 D20 (204D4)	03.07 - 06.11	1995	D	105 kW	204	32
1 (E87) 118 d	N47 D20 A	06.04 - 02.07	1995	D	90 kW	206	47
1 (E87) 118 d	N47 D20 A	03.07 - 06.11	1995	D	100 kW	206	47
1 (E87) 118 d	N47 D20 A	03.07 - 06.11	1995	D	105 kW	206	47
1 (E87) 118 d	N47 D20 C	06.04 - 02.07	1995	D	90 kW	206	47
1 (E87) 118 d	N47 D20 C	03.07 - 06.11	1995	D	100 kW	206	47
1 (E87) 118 d	N47 D20 C	03.07 - 06.11	1995	D	105 kW	206	47
1 (E87) 118 i	N43 B20 A	07.04 - 02.07	1995	B	95 kW	206	44
1 (E87) 118 i	N43 B20 A	10.06 - 06.11	1995	B	100 kW	206	44
1 (E87) 118 i	N43 B20 A	09.06 - 01.13	1995	B	105 kW	206	44
1 (E87) 118 i	N43 B20 A	03.07 - 12.07	1995	B	125 kW	206	44
1 (E87) 118 i	N46 B20 B	07.04 - 02.07	1995	B	95 kW	205	42
1 (E87) 118 i	N46 B20 B	10.06 - 06.11	1995	B	100 kW	205	42
1 (E87) 118 i	N46 B20 B	09.06 - 01.13	1995	B	105 kW	205	42
1 (E87) 120 d	M47 D20 (204D4)	06.04 - 06.11	1995	D	120 kW	204	32








							
1 (E87) 120 d	M47 D20 (204D4)	03.07 - 06.11	1995	D	130 kW	204	32
1 (E87) 120 d	M47 D20 (204D4)	06.04 - 02.07	1995	D	110 kW	204	32
1 (E87) 120 d	M47 D20 (204D4)	05.06 - 02.07	1995	D	115 kW	204	32
1 (E87) 120 d	N47 D20 A	06.04 - 06.11	1995	D	120 kW	206	47
1 (E87) 120 d	N47 D20 A	03.07 - 06.11	1995	D	130 kW	206	47
1 (E87) 120 d	N47 D20 A	03.07 - 10.10	1995	D	125 kW	206	47
1 (E87) 120 d	N47 D20 C	06.04 - 06.11	1995	D	120 kW	206	47
1 (E87) 120 d	N47 D20 C	03.07 - 06.11	1995	D	130 kW	206	47
1 (E87) 120 i	N43 B20 A	03.07 - 06.11	1995	B	120 kW	206	44
1 (E87) 120 i	N43 B20 A	03.07 - 06.11	1995	B	125 kW	206	44
1 (E87) 120 i	N46 B20 A	03.07 - 06.11	1995	B	115 kW	205	42
1 (E87) 120 i	N46 B20 BD	06.04 - 02.07	1995	B	110 kW	205	42
1 (E87) 120 i	N46 B20 BD	03.07 - 06.11	1995	B	115 kW	205	42
1 (E87) 120 i	N46 B20 BD	03.07 - 06.11	1995	B	120 kW	205	42
1 (E87) 120 i	N46 B20 B	06.04 - 02.07	1995	B	110 kW	205	42
1 (E87) 120 i	N46 B20 B	03.07 - 06.11	1995	B	115 kW	205	42
1 (E87) 120 i	N46 B20 B	03.07 - 06.11	1995	B	120 kW	205	42
1 (E87) 120 i	N46 B20 CC	06.04 - 02.07	1995	B	110 kW	205	42
1 (E87) 120 i	N46 B20 CC	03.07 - 06.11	1995	B	115 kW	205	42
1 (E87) 120 i	N46 B20 CC	03.07 - 06.11	1995	B	120 kW	205	42
1 (E87) 120 i	N46 B20 C	06.04 - 02.07	1995	B	110 kW	206	46
1 (E87) 120 i	N46 B20 C	03.07 - 06.11	1995	B	115 kW	206	46
1 (E87) 120 i	N46 B20 C	03.07 - 06.11	1995	B	120 kW	206	46
1 (E87) 123 d	N47 D20 B	03.07 - 06.11	1995	D	150 kW	206	47
1 (E87) 123 d	N47 D20 C	03.07 - 06.11	1995	D	150 kW	206	47
1 (E87) 123 d	N47 D20 D	03.07 - 06.11	1995	D	150 kW	206	47
1 (E87) 130 i	N52 B30 AF	03.07 - 06.11	2996	B	190 kW	207	55
1 (E87) 130 i	N52 B30 AF	09.05 - 02.07	2996	B	195 kW	207	55
1 (E87) 130 i	N52 B30 A	03.07 - 06.11	2996	B	190 kW	207	54
1 (E87) 130 i	N52 B30 A	09.05 - 02.07	2996	B	195 kW	207	54
1 (E87) 130 i	N52 B30 BF	03.07 - 06.11	2996	B	190 kW	207	55
1 (E87) 130 i	N52 B30 BF	09.05 - 02.07	2996	B	195 kW	207	55
1 (E87) 130 i	N52 B30 B	03.07 - 06.11	2996	B	190 kW	207	55
1 (E87) 130 i	N52 B30 B	09.05 - 02.07	2996	B	195 kW	207	55
1 (F20) 114 d	B37 D15 A	07.15 - 06.19	1496	D	70 kW	202	20
1 (F20) 114 d	N47 D16 A	11.12 - 06.15	1598	D	70 kW	199	2
1 (F20) 114 i	N13 B16 A	07.12 - 02.15	1598	B	75 kW	199	1
1 (F20) 116 d	B37 D15 A	03.15 - 06.19	1496	D	85 kW	202	20
1 (F20) 116 d	N47 D16 A	03.12 - 02.15	1598	D	85 kW	199	2
1 (F20) 116 d	N47 D20 C	07.11 - 02.15	1995	D	85 kW	206	47
1 (F20) 116 i	B38 B15 A	03.15 - 06.19	1499	B	80 kW	201	15
1 (F20) 116 i	N13 B16 A	07.11 - 12.15	1598	B	100 kW	199	1
1 (F20) 118 d xDrive	B47 D20 A	03.15 - 06.19	1995	D	110 kW	206	47
1 (F20) 118 d xDrive	N47 D20 C	07.13 - 02.15	1995	D	105 kW	206	47
1 (F20) 118 d	B47 D20 A	07.11 - 06.19	1995	D	100 kW	206	47
1 (F20) 118 d	B47 D20 A	03.15 - 06.19	1995	D	110 kW	206	47
1 (F20) 118 d	N47 D20 C	07.11 - 06.19	1995	D	100 kW	206	47
1 (F20) 118 d	N47 D20 C	07.11 - 02.15	1995	D	105 kW	206	47
1 (F20) 118 i	B38 B15 A	07.15 - 06.19	1499	B	100 kW	201	15
1 (F20) 118 i	N13 B16 A	07.11 - 02.15	1598	B	125 kW	199	1
1 (F20) 118 i	N13 B16 A	03.15 - 06.15	1598	B	100 kW	199	1
1 (F20) 120 d xDrive	B47 D20 A	03.15 - 06.19	1995	D	140 kW	206	47
1 (F20) 120 d xDrive	B47 D20 A	03.15 - 06.19	1995	D	151 kW	206	47
1 (F20) 120 d xDrive	N47 D20 C	11.12 - 02.15	1995	D	135 kW	206	47
1 (F20) 120 d xDrive	N47 D20 C	11.12 - 02.15	1995	D	147 kW	206	47
1 (F20) 120 d	B47 D20 A	07.11 - 06.19	1995	D	120 kW	206	47
1 (F20) 120 d	B47 D20 A	03.15 - 06.19	1995	D	140 kW	206	47
1 (F20) 120 d	B47 D20 A	03.15 - 06.19	1995	D	151 kW	206	47
1 (F20) 120 d	N47 D20 C	07.11 - 06.19	1995	D	120 kW	206	47
1 (F20) 120 d	N47 D20 C	07.11 - 02.15	1995	D	135 kW	206	47
1 (F20) 120 d	N47 D20 C	07.11 - 02.15	1995	D	147 kW	206	47
1 (F20) 120 i Active Flex	N20 B20 A	03.15 - 06.16	1997	B/E	135 kW	205	40

			<b>ccm</b>		<b>kw</b>		<b>1</b> POS
1 (F20) 120 i	B48 B20 A	07.16 - 06.19	1998	B	135 kW	201	15
1 (F20) 120 i	B48 B20 B	07.16 - 06.19	1998	B	135 kW	201	15
1 (F20) 120 i	N13 B16 A	03.15 - 06.16	1598	B	130 kW	199	1
1 (F20) 125 d	N47 D20 D	03.12 - 06.19	1995	D	155 kW	206	47
1 (F20) 125 d	N47 D20 D	03.12 - 02.15	1995	D	160 kW	206	47
1 (F20) 125 i Active Flex	N20 B20 A	11.14 - 11.17	1997	B/E	160 kW	205	40
1 (F20) 125 i	B48 B20 B	07.16 - 06.19	1998	B	165 kW	201	15
1 (F20) 125 i	N20 B20 A	03.12 - 11.17	1997	B	160 kW	205	40
1 (F20) 125 i	N20 B20 A	03.12 - 11.17	1997	B	175 kW	205	40
1 (F20) M 135 i xDrive	N55 B30 A	11.12 - 02.15	2979	B	235 kW	202	19
1 (F20) M 135 i xDrive	N55 B30 A	03.15 - 06.16	2979	B	240 kW	202	19
1 (F20) M 135 i	N55 B30 A	07.12 - 02.15	2979	B	235 kW	202	19
1 (F20) M 135 i	N55 B30 A	03.15 - 06.16	2979	B	240 kW	202	19
1 (F20) M 140 i xDrive	B58 B30 A	07.16 - 06.19	2998	B	250 kW	201	15
1 (F20) M 140 i	B58 B30 A	07.16 - 06.19	2998	B	250 kW	201	15
1 (F21) 114 d	B37 D15 A	06.15	1496	D	70 kW	202	20
1 (F21) 114 d	N47 D16 A	07.12	1598	D	70 kW	199	2
1 (F21) 114 i	N13 B16 A	07.12 - 09.15	1598	B	75 kW	199	1
1 (F21) 116 d	B37 D15 A	03.15	1496	D	85 kW	202	20
1 (F21) 116 d	N47 D16 A	12.11	1598	D	85 kW	199	2
1 (F21) 116 d	N47 D20 C	07.12 - 02.15	1995	D	85 kW	206	47
1 (F21) 116 i	B38 B15 A	03.15	1499	B	80 kW	201	15
1 (F21) 116 i	N13 B16 A	12.11	1598	B	100 kW	199	1
1 (F21) 118 d xDrive	B47 D20 A	03.15	1995	D	110 kW	206	47
1 (F21) 118 d xDrive	N47 D20 C	05.13	1995	D	105 kW	206	47
1 (F21) 118 d	B47 D20 A	03.15	1995	D	110 kW	206	47
1 (F21) 118 d	N47 D20 C	12.11 - 02.15	1995	D	100 kW	206	47
1 (F21) 118 d	N47 D20 C	12.11	1995	D	105 kW	206	47
1 (F21) 118 i	B38 B15 A	03.15	1499	B	100 kW	201	15
1 (F21) 118 i	N13 B16 A	07.12	1598	B	125 kW	199	1
1 (F21) 118 i	N13 B16 A	03.15	1598	B	100 kW	199	1
1 (F21) 120 d xDrive	B47 D20 A	03.15	1995	D	140 kW	206	47
1 (F21) 120 d xDrive	B47 D20 A	03.15	1995	D	151 kW	206	47
1 (F21) 120 d xDrive	N47 D20 C	02.12 - 02.15	1995	D	135 kW	206	47
1 (F21) 120 d xDrive	N47 D20 C	01.12	1995	D	147 kW	206	47
1 (F21) 120 d	B47 D20 A	03.15	1995	D	140 kW	206	47
1 (F21) 120 d	B47 D20 A	03.15	1995	D	151 kW	206	47
1 (F21) 120 d	N47 D20 C	07.12	1995	D	120 kW	206	47
1 (F21) 120 d	N47 D20 C	07.12	1995	D	135 kW	206	47
1 (F21) 120 d	N47 D20 C	01.12 - 02.15	1995	D	147 kW	206	47
1 (F21) 120 i	B48 B20 A	07.16	1998	B	135 kW	201	15
1 (F21) 120 i	B48 B20 B	07.16	1998	B	135 kW	201	15
1 (F21) 120 i	N13 B16 A	03.15	1598	B	130 kW	199	1
1 (F21) 125 d	N47 D20 D	12.11 - 02.15	1995	D	155 kW	206	47
1 (F21) 125 d	N47 D20 D	12.11	1995	D	160 kW	206	47
1 (F21) 125 i Active Flex	N20 B20 A	08.14	1997	B/E	160 kW	205	40
1 (F21) 125 i	B48 B20 B	10.15	1998	B	165 kW	201	15
1 (F21) 125 i	N20 B20 A	12.11 - 12.19	1997	B	160 kW	205	40
1 (F21) 125 i	N20 B20 A	03.13	1997	B	175 kW	205	40
1 (F21) M 135 i xDrive	N55 B30 A	02.12	2979	B	235 kW	202	19
1 (F21) M 135 i xDrive	N55 B30 A	03.15	2979	B	240 kW	202	19
1 (F21) M 135 i	N55 B30 A	12.11	2979	B	235 kW	202	19
1 (F21) M 135 i	N55 B30 A	03.15	2979	B	240 kW	202	19
1 (F21) M 140 i xDrive	B58 B30 A	09.15	2998	B	250 kW	201	15
1 (F21) M 140 i	B58 B30 A	10.15	2998	B	250 kW	201	15
1 (F40) 116 d	B37 C15 A	07.19	1496	D	85 kW	202	20
1 (F40) 116 i	B38 A15 A	11.20	1499	B	80 kW	201	15
1 (F40) 118 i	B38 A15 A	07.19	1499	B	103 kW	201	15
1 (F40) 118 i	B38 A15 A	11.20	1499	B	100 kW	201	15
1 (F40) 118 i	B38 A15 A	11.20	1499	B	100 kW	201	15
1 (F40) 120 i	B46 A20 B	03.21	1998	B	141 kW	201	15
1 (F40) 120 i	B48 A20 A	11.20	1998	B	131 kW	201	15








1 (F40) 120 i	B48 A20 A	03.21	1998	B	141 kW	201	15
1 (F40) 128 ti	B48 A20 B	11.20	1998	B	180 kW	201	15
1 Cabriolet (E88) 118 d	N47 D20 A	09.08 - 12.13	1995	D	105 kW	206	47
1 Cabriolet (E88) 118 d	N47 D20 A	09.08 - 12.13	1995	D	100 kW	206	47
1 Cabriolet (E88) 118 d	N47 D20 C	09.08 - 12.13	1995	D	105 kW	206	47
1 Cabriolet (E88) 118 d	N47 D20 C	09.08 - 12.13	1995	D	100 kW	206	47
1 Cabriolet (E88) 118 i	N43 B20 A	03.08 - 12.13	1995	B	105 kW	206	44
1 Cabriolet (E88) 118 i	N46 B20 B	09.08 - 12.13	1995	B	100 kW	205	42
1 Cabriolet (E88) 120 d	N47 D20 A	03.08 - 12.13	1995	D	130 kW	206	47
1 Cabriolet (E88) 120 d	N47 D20 A	03.08 - 12.13	1995	D	120 kW	206	47
1 Cabriolet (E88) 120 d	N47 D20 C	03.08 - 12.13	1995	D	130 kW	206	47
1 Cabriolet (E88) 120 d	N47 D20 C	03.08 - 12.13	1995	D	120 kW	206	47
1 Cabriolet (E88) 120 d	N47 D20 C	03.08 - 12.13	1995	D	145 kW	206	47
1 Cabriolet (E88) 120 i	N43 B20 A	12.07 - 10.13	1995	B	125 kW	206	44
1 Cabriolet (E88) 120 i	N43 B20 A	03.08 - 12.13	1995	B	120 kW	206	44
1 Cabriolet (E88) 120 i	N46 B20 B	03.08 - 12.13	1995	B	115 kW	205	42
1 Cabriolet (E88) 120 i	N46 B20 C	03.08 - 12.13	1995	B	115 kW	206	46
1 Cabriolet (E88) 120 i	N46 B20 E	03.08 - 12.13	1995	B	115 kW	205	42
1 Cabriolet (E88) 123 d	N47 D20 B	09.08 - 12.13	1995	D	150 kW	206	47
1 Cabriolet (E88) 123 d	N47 D20 D	09.08 - 12.13	1995	D	150 kW	206	47
1 Cabriolet (E88) 125 i	N52 B30 A	12.07 - 10.13	2996	B	160 kW	207	54
1 Cabriolet (E88) 125 i	N52 B30 BF	12.07 - 10.13	2996	B	160 kW	207	55
1 Cabriolet (E88) 125 i	N52 B30 B	12.07 - 10.13	2996	B	160 kW	207	55
1 Cabriolet (E88) 128 i	N52 B30 A	12.07 - 10.13	2996	B	172 kW	207	54
1 Cabriolet (E88) 135 i	N54 B30 A	03.08 - 10.13	2979	B	225 kW	201	18
1 Cabriolet (E88) 135 i	N55 B30 A	03.08 - 10.13	2979	B	225 kW	202	19
1 Cabriolet (E88) 135 i	N55 B30 A	03.08 - 12.13	2979	B	240 kW	202	19
1 Coupe (E82) 118 d	N47 D20 C	09.09 - 10.13	1995	D	100 kW	206	47
1 Coupe (E82) 118 d	N47 D20 C	09.09 - 10.13	1995	D	105 kW	206	47
1 Coupe (E82) 120 d	N47 D20 A	09.07 - 10.13	1995	D	130 kW	206	47
1 Coupe (E82) 120 d	N47 D20 A	09.07 - 10.13	1995	D	120 kW	206	47
1 Coupe (E82) 120 d	N47 D20 A	09.07 - 10.13	1995	D	145 kW	206	47
1 Coupe (E82) 120 d	N47 D20 C	09.07 - 10.13	1995	D	130 kW	206	47
1 Coupe (E82) 120 d	N47 D20 C	09.07 - 10.13	1995	D	120 kW	206	47
1 Coupe (E82) 120 d	N47 D20 C	09.07 - 10.13	1995	D	145 kW	206	47
1 Coupe (E82) 120 i	N43 B20 A	10.07 - 10.13	1995	B	125 kW	206	44
1 Coupe (E82) 120 i	N46 B20 BD	09.09 - 10.13	1995	B	115 kW	205	42
1 Coupe (E82) 120 i	N46 B20 B	09.09 - 10.13	1995	B	115 kW	205	42
1 Coupe (E82) 120 i	N46 B20 C	09.09 - 10.13	1995	B	115 kW	206	46
1 Coupe (E82) 120 i	N46 B20 E	09.09 - 10.13	1995	B	115 kW	205	42
1 Coupe (E82) 123 d	N47 D20 B	10.07 - 10.13	1995	D	150 kW	206	47
1 Coupe (E82) 123 d	N47 D20 D	10.07 - 10.13	1995	D	150 kW	206	47
1 Coupe (E82) 125 i	N52 B30 A	03.08 - 10.13	2996	B	160 kW	207	54
1 Coupe (E82) 125 i	N52 B30 BF	03.08 - 10.13	2996	B	160 kW	207	55
1 Coupe (E82) 125 i	N52 B30 B	03.08 - 10.13	2996	B	160 kW	207	55
1 Coupe (E82) 128 i	N52 B30 A	10.07 - 10.13	2996	B	172 kW	207	54
1 Coupe (E82) 135 i	N54 B30 A	10.07 - 10.13	2979	B	225 kW	201	18
1 Coupe (E82) 135 i	N54 B30 A	10.07 - 10.13	2979	B	240 kW	201	18
1 Coupe (E82) 135 i	N55 B30 A	10.07 - 10.13	2979	B	225 kW	202	19
1 Coupe (E82) 135 i	N55 B30 A	10.07 - 10.13	2979	B	240 kW	202	19
1 Coupe (E82) M	N54 B30 A	03.11 - 06.12	2979	B	250 kW	201	18
1 Van (F20) 118 d	B47 D20 A	03.15 - 06.19	1995	D	110 kW	206	47
1 Van (F20) 118 i	B38 B15 A	07.15 - 06.19	1499	B	100 kW	201	15
1 Van (F20) 120 d	B47 D20 A	03.15 - 06.19	1995	D	140 kW	206	47
1 Van (F20) 120 i	B48 B20 A	07.16 - 06.19	1998	B	135 kW	201	15
1 Van (F20) M 140 i	B58 B30 A	07.16 - 06.19	2998	B	250 kW	201	15
1500-2000 (115, 116, 118, 121) 1500	M10 B16 (16A)	09.63 - 07.66	1573	B	59 kW	202	21
1500-2000 (115, 116, 118, 121) 1600	M10 B16 (16A)	04.64 - 04.68	1573	B	61 kW	202	21
1500-2000 (115, 116, 118, 121) 1600	M10 B16 (16A)	09.63 - 12.71	1573	B	71 kW	202	21
1500-2000 (115, 116, 118, 121) 1800 Ti (TISA)	M118	10.63 - 04.68	1773	B	96 kW	202	23
1500-2000 (115, 116, 118, 121) 1800 Ti	M118	10.63 - 04.68	1773	B	81 kW	202	23
1500-2000 (115, 116, 118, 121) 1800	M10 B18	07.69 - 09.71	1766	B	66 kW	209	65










			<b>ccm</b>		<b>kW</b>		<b>1</b> POS
1500-2000 (115, 116, 118, 121) 1800	M10 B18	09.65 - 12.71	1766	B	76 kW	209	65
1500-2000 (115, 116, 118, 121) 1800	M118	08.63 - 09.69	1773	B	66 kW	202	23
1500-2000 (115, 116, 118, 121) 2000 Ti / Tilux	M10 B20	01.66 - 07.72	1990	B	88 kW	209	66
1500-2000 (115, 116, 118, 121) 2000 Ti	M10 B20	09.67 - 12.70	1990	B	101 kW	209	66
1500-2000 (115, 116, 118, 121) 2000 Tii	M10 B20	12.69 - 07.72	1990	B	96 kW	209	66
1500-2000 (115, 116, 118, 121) 2000	M10 B18	01.70 - 11.72	1766	B	66 kW	209	65
1500-2000 (115, 116, 118, 121) 2000	M10 B20	09.68 - 07.72	1990	B	74 kW	209	66
1500-2000 (115, 116, 118, 121) 2000	M10 B20	09.65 - 11.72	1990	B	83 kW	209	66
1502-2002 (E10) 1502	M10 B16 (16A)	01.75 - 07.77	1573	B	55 kW	202	21
1502-2002 (E10) 1600 Ti	M10 B16 (16A)	09.67 - 11.69	1573	B	77 kW	202	21
1502-2002 (E10) 1600/2	M10 B16 (16A)	12.67 - 12.71	1573	B	63 kW	202	21
1502-2002 (E10) 1600/2	M10 B16 A	12.67 - 12.71	1573	B	63 kW	202	22
1502-2002 (E10) 1602	M10 B16 (16A)	04.71 - 07.75	1573	B	63 kW	202	21
1502-2002 (E10) 1602	M10 B16 A	04.71 - 07.75	1573	B	63 kW	202	22
1502-2002 (E10) 1802	M10 B18	05.71 - 07.75	1766	B	66 kW	209	65
1502-2002 (E10) 1802	M10 B18	09.70 - 12.71	1766	B	76 kW	209	65
1502-2002 (E10) 2002 Ti	M10 B20	06.68 - 04.72	1990	B	88 kW	209	66
1502-2002 (E10) 2002 Ti	M10 B20	09.67 - 12.71	1990	B	97 kW	209	66
1502-2002 (E10) 2002 Tii	M10 B20 (23EA)	04.71 - 06.75	1990	B	96 kW	209	67
1502-2002 (E10) 2002 Tii	M10 B20	04.71 - 06.75	1990	B	96 kW	209	66
1502-2002 (E10) 2002 Turbo	M10 B20 (22T A)	09.72 - 07.75	1990	B	125 kW	209	68
1502-2002 (E10) 2002	M10 B20 A	02.68 - 07.75	1990	B	74 kW	209	67
1502-2002 (E10) 2002	M10 B20	02.68 - 07.75	1990	B	74 kW	209	66
1502-2002 Cabriolet (E10) 1600-2	M10 B16 (16A)	12.67 - 10.71	1573	B	63 kW	202	21
1502-2002 Cabriolet (E10) 2002	M10 B20	05.71 - 07.75	1990	B	74 kW	209	66
1502-2002 Touring (E6) 1600	M10 B16 (16A)	05.71 - 04.73	1573	B	63 kW	202	21
1502-2002 Touring (E6) 1802	M10 B18	05.71 - 07.75	1766	B	66 kW	209	65
1502-2002 Touring (E6) 2002 Tii	M10 B20	01.71 - 07.75	1990	B	96 kW	209	66
1502-2002 Touring (E6) 2002	M10 B20	05.71 - 07.75	1990	B	74 kW	209	66
1600 GT Coupe 1.6	M10 B16 (16A)	10.67 - 05.69	1573	B	77 kW	202	21
2 Active Tourer (F45) 214 d	B37 C15 A	07.14 - 02.18	1496	D	70 kW	202	20
2 Active Tourer (F45) 216 d	B37 C15 A	03.14	1496	D	85 kW	202	20
2 Active Tourer (F45) 216 i	B38 A15 A	02.15 - 02.18	1499	B	75 kW	201	15
2 Active Tourer (F45) 216 i	B38 A15 A	03.18	1499	B	80 kW	201	15
2 Active Tourer (F45) 218 d xDrive	B47 C20 A	12.14	1995	D	110 kW	202	20
2 Active Tourer (F45) 218 d xDrive	B47 C20 A	12.14	1995	D	100 kW	202	20
2 Active Tourer (F45) 218 d	B47 C20 A	11.13	1995	D	110 kW	202	20
2 Active Tourer (F45) 218 d	B47 C20 A	11.13	1995	D	100 kW	202	20
2 Active Tourer (F45) 218 i	B38 A15 A	07.14	1499	B	100 kW	201	15
2 Active Tourer (F45) 218 i	B38 A15 A	03.18	1499	B	103 kW	201	15
2 Active Tourer (F45) 220 d xDrive	B47 C20 A	03.14	1995	D	140 kW	202	20
2 Active Tourer (F45) 220 d xDrive	B47 C20 A	03.14	1995	D	120 kW	202	20
2 Active Tourer (F45) 220 d xDrive	B47 D20 A	03.14	1995	D	140 kW	206	47
2 Active Tourer (F45) 220 d	B47 C20 A	03.14	1995	D	140 kW	202	20
2 Active Tourer (F45) 220 d	B47 C20 A	03.14	1995	D	120 kW	202	20
2 Active Tourer (F45) 220 d	B47 D20 A	03.14	1995	D	140 kW	206	47
2 Active Tourer (F45) 220 i Flex	B48 A20 A	01.17	1998	B/E	141 kW	201	15
2 Active Tourer (F45) 220 i Flex	B48 A20 B	01.17	1998	B/E	141 kW	201	15
2 Active Tourer (F45) 220 i	B48 A20 A	03.14	1998	B	141 kW	201	15
2 Active Tourer (F45) 220 i	B48 A20 A	03.14	1998	B	120 kW	201	15
2 Active Tourer (F45) 220 i	B48 A20 A	11.20	1998	B	131 kW	201	15
2 Active Tourer (F45) 225 i xDrive	B48 A20 B	03.14	1998	B	170 kW	201	15
2 Active Tourer (F45) 225 i	B48 A20 B	11.13	1998	B	170 kW	201	15
2 Active Tourer (F45) 225 xe Plug-in-Hybrid	B38 A15 A	11.14	1499	E	165 kW	201	15
2 Active Tourer (F45) 225 xe Plug-in-Hybrid	B38 A15 A	11.20	1499	E	162 kW	201	15
2 Active Tourer Van (F45) 218 d	B47 C20 A	07.14	1995	D	110 kW	202	20
2 Active Tourer Van (F45) 218 i	B38 A15 A	03.18	1499	B	103 kW	201	15
2 Active Tourer Van (F45) 220 d	B47 C20 A	11.14	1995	D	140 kW	202	20
2 Cabriolet (F23) 218 d	B47 D20 A	07.15	1995	D	110 kW	206	47
2 Cabriolet (F23) 218 d	B47 D20 A	07.15	1995	D	100 kW	206	47
2 Cabriolet (F23) 218 i	B38 B15 A	03.15	1499	B	100 kW	201	15
2 Cabriolet (F23) 218 i	B48 B20 A	11.20	1998	B	100 kW	201	15








2 Cabriolet (F23) 220 d	B47 D20 A	03.14	1995	D	140 kW	206	47
2 Cabriolet (F23) 220 d	B47 D20 A	03.14	1995	D	120 kW	206	47
2 Cabriolet (F23) 220 d	B47 D20 A	03.14	1995	D	151 kW	206	47
2 Cabriolet (F23) 220 i	B38 B15 A	10.17	1499	B	100 kW	201	15
2 Cabriolet (F23) 220 i	B48 B20 A	09.15	1998	B	135 kW	201	15
2 Cabriolet (F23) 220 i	N20 B20 A	04.14 - 07.16	1997	B	135 kW	205	40
2 Cabriolet (F23) 220 i	N20 B20 B	04.14 - 07.16	1997	B	135 kW	205	40
2 Cabriolet (F23) 225 i	B48 B20 A	10.17	1998	B	135 kW	201	15
2 Cabriolet (F23) 228 i xDrive	N20 B20 A	09.15	1997	B	180 kW	205	40
2 Cabriolet (F23) 228 i	N20 B20 A	11.14	1997	B	180 kW	205	40
2 Cabriolet (F23) 230 i xDrive	B48 B20 B	09.16	1998	B	185 kW	201	15
2 Cabriolet (F23) 230 i	B48 B20 B	07.16	1998	B	185 kW	201	15
2 Cabriolet (F23) M 235 i xDrive	N55 B30 A	07.15	2979	B	240 kW	202	19
2 Cabriolet (F23) M 235 i	N55 B30 A	11.14	2979	B	240 kW	202	19
2 Cabriolet (F23) M 240 i xDrive	B58 B30 A	09.15	2998	B	250 kW	201	15
2 Cabriolet (F23) M 240 i	B58 B30 A	09.15	2998	B	250 kW	201	15
2 Coupe (F22, F87) 218 d	B47 D20 A	07.15	1995	D	110 kW	206	47
2 Coupe (F22, F87) 218 d	B47 D20 A	03.14 - 06.21	1995	D	100 kW	206	47
2 Coupe (F22, F87) 218 d	N47 D20 C	03.14 - 06.15	1995	D	105 kW	206	47
2 Coupe (F22, F87) 218 d	N47 D20 C	03.14 - 06.21	1995	D	100 kW	206	47
2 Coupe (F22, F87) 218 i	B38 B15 A	03.15	1499	B	100 kW	201	15
2 Coupe (F22, F87) 220 d xDrive	B47 D20 A	06.14	1995	D	140 kW	206	47
2 Coupe (F22, F87) 220 d xDrive	B47 D20 A	03.15	1995	D	120 kW	206	47
2 Coupe (F22, F87) 220 d xDrive	B47 D20 A	06.14	1995	D	151 kW	206	47
2 Coupe (F22, F87) 220 d	B47 D20 A	03.14	1995	D	140 kW	206	47
2 Coupe (F22, F87) 220 d	B47 D20 A	11.14	1995	D	120 kW	206	47
2 Coupe (F22, F87) 220 d	B47 D20 A	03.14	1995	D	151 kW	206	47
2 Coupe (F22, F87) 220 d	N47 D20 C	10.12 - 11.14	1995	D	135 kW	206	47
2 Coupe (F22, F87) 220 d	N47 D20 C	10.12 - 11.14	1995	D	147 kW	206	47
2 Coupe (F22, F87) 220 d	N47 D20 C	11.14	1995	D	147 kW	206	47
2 Coupe (F22, F87) 220 i	B38 B15 A	10.17	1499	B	100 kW	201	15
2 Coupe (F22, F87) 220 i	B48 B20 A	09.15	1998	B	135 kW	201	15
2 Coupe (F22, F87) 220 i	N20 B20 A	10.13	1997	B	135 kW	205	40
2 Coupe (F22, F87) 220 i	N20 B20 B	10.13	1997	B	135 kW	205	40
2 Coupe (F22, F87) 225 d	N47 D20 D	01.14	1995	D	160 kW	206	47
2 Coupe (F22, F87) 225 i	B48 B20 A	10.17	1998	B	135 kW	201	15
2 Coupe (F22, F87) 228 i xDrive	N20 B20 A	07.14	1997	B	180 kW	205	40
2 Coupe (F22, F87) 228 i	N20 B20 A	07.14	1997	B	180 kW	205	40
2 Coupe (F22, F87) 228 i	N20 B20 A	01.14	1997	B	179 kW	205	40
2 Coupe (F22, F87) 230 i xDrive	B48 B20 B	07.16	1998	B	185 kW	201	15
2 Coupe (F22, F87) 230 i	B48 B20 B	07.16	1998	B	185 kW	201	15
2 Coupe (F22, F87) M 235 i xDrive	N55 B30 A	07.14	2979	B	240 kW	202	19
2 Coupe (F22, F87) M 235 i	N55 B30 A	10.13	2979	B	240 kW	202	19
2 Coupe (F22, F87) M 235 i	N55 B30 A	03.14	2979	B	235 kW	202	19
2 Coupe (F22, F87) M 240 i xDrive	B58 B30 A	09.15	2998	B	250 kW	201	15
2 Coupe (F22, F87) M 240 i	B58 B30 A	09.15	2998	B	250 kW	201	15
2 Coupe (F22, F87) M2	N55 B30 A	11.15 - 06.18	2979	B	272 kW	202	19
2 Coupe (G42) 218 i	B48 B20 A	07.22	1998	B	115 kW	201	15
2 Coupe (G42) 220 i	B48 B20 A	08.21	1998	B	135 kW	201	15
2 Coupe (G42) 230 i	B48 B20 B	08.21	1998	B	190 kW	201	15
2 Coupe (G42) 230 i	B48 B20 B	04.22	1998	B	180 kW	201	15
2 Gran Coupe (F44) 216 d	B37 C15 A	03.20	1496	D	85 kW	202	20
2 Gran Coupe (F44) 216 i	B38 A15 A	05.22	1499	B	80 kW	201	15
2 Gran Coupe (F44) 218 i	B38 A15 A	11.19	1499	B	103 kW	201	15
2 Gran Coupe (F44) 218 i	B38 A15 A	11.20	1499	B	100 kW	201	15
2 Gran Coupe (F44) 220 i xDrive	B48 A20 A	03.21	1998	B	131 kW	201	15
2 Gran Coupe (F44) 220 i	B48 A20 A	07.20	1998	B	141 kW	201	15
2 Gran Coupe (F44) 220 i	B48 A20 A	11.20	1998	B	131 kW	201	15
2 Gran Coupe (F44) 228 i xDrive	B46 A20 B	11.19	1998	B	170 kW	201	15
2 Gran Coupe (F44) 228 i	B46 A20 B	11.19	1998	B	170 kW	201	15
2 Gran Tourer (F46) 214 d	B37 C15 A	07.15 - 02.18	1496	D	70 kW	202	20
2 Gran Tourer (F46) 216 d	B37 C15 A	08.14	1496	D	85 kW	202	20

			<b>ccm</b>		<b>kw</b>		<b>1 POS</b>
2 Gran Tourer (F46) 216 i	B38 A15 A	09.14 - 02.18	1499	B	75 kW	201	15
2 Gran Tourer (F46) 216 i	B38 A15 A	03.18	1499	B	80 kW	201	15
2 Gran Tourer (F46) 218 d xDrive	B47 C20 A	03.15	1995	D	110 kW	202	20
2 Gran Tourer (F46) 218 d xDrive	B47 C20 A	03.15	1995	D	100 kW	202	20
2 Gran Tourer (F46) 218 d	B47 C20 A	07.14	1995	D	110 kW	202	20
2 Gran Tourer (F46) 218 d	B47 C20 A	07.14	1995	D	100 kW	202	20
2 Gran Tourer (F46) 218 i	B38 A15 A	03.15	1499	B	100 kW	201	15
2 Gran Tourer (F46) 218 i	B38 A15 A	04.17	1499	B	103 kW	201	15
2 Gran Tourer (F46) 220 d xDrive	B47 C20 A	03.15	1995	D	140 kW	202	20
2 Gran Tourer (F46) 220 d xDrive	B47 C20 A	03.15	1995	D	120 kW	202	20
2 Gran Tourer (F46) 220 d	B47 C20 A	09.14	1995	D	140 kW	202	20
2 Gran Tourer (F46) 220 d	B47 C20 A	09.14	1995	D	120 kW	202	20
2 Gran Tourer (F46) 220 i	B48 A20 A	03.15	1998	B	141 kW	201	15
2 Gran Tourer (F46) 220 i	B48 A20 A	03.15	1998	B	120 kW	201	15
2 Gran Tourer (F46) 220 i	B48 A20 A	11.20	1998	B	131 kW	201	15
2 Gran Tourer Van (F46) 218 d	B47 C20 A	07.14	1995	D	110 kW	202	20
2 Gran Tourer Van (F46) 218 i	B38 A15 A	03.18	1499	B	103 kW	201	15
2 Gran Tourer Van (F46) 220 d	B47 C20 A	07.14	1995	D	140 kW	202	20
2.5-3.2 Coupe (E9) 2.5 CS	M30 B25	09.74 - 03.76	2494	B	110 kW	208	57
2.5-3.2 Coupe (E9) 2800 CS	M30 B28	01.69 - 04.71	2788	B	125 kW	208	57
2.5-3.2 Coupe (E9) 2800 CS	M30 B28	09.67 - 12.74	2788	B	141 kW	208	57
2.5-3.2 Coupe (E9) 3.0 CS	M30 B30	05.71 - 03.76	2986	B	132 kW	209	69
2.5-3.2 Coupe (E9) 3.0 CS	M30 B30	09.70 - 12.74	2986	B	142 kW	209	69
2.5-3.2 Coupe (E9) 3.0 CSiL	M30 B32 (315/1A)	01.74 - 11.75	3153	B	152 kW	210	70
2.5-3.2 Coupe (E9) 3.0 CSi	M30 B30	07.71 - 03.76	2986	B	147 kW	209	69
2000 Coupe (120) C/CA	M10 B20	10.65 - 06.70	1990	B	74 kW	209	66
2000 Coupe (120) CS	M10 B20	10.65 - 06.70	1990	B	88 kW	209	66
2000 Coupe (120) CS	M10 B20	10.65 - 12.67	1990	B	99 kW	209	66
2500-3.3 (E3) 2.8 BAVARIA	M30 B28	10.68 - 12.74	2788	B	127 kW	208	57
2500-3.3 (E3) 2.8 L	M30 B28	02.75 - 04.77	2788	B	125 kW	208	57
2500-3.3 (E3) 2500	M30 B25	10.68 - 04.77	2494	B	110 kW	208	57
2500-3.3 (E3) 2800	M30 B28	10.68 - 07.75	2788	B	125 kW	208	57
2500-3.3 (E3) 3.0 BAVARIA	M30 B30	09.71 - 12.74	2986	B	132 kW	209	69
2500-3.3 (E3) 3.0 L	M30 B30	02.75 - 04.77	2986	B	132 kW	209	69
2500-3.3 (E3) 3.0 S	M30 B30	05.71 - 04.77	2986	B	132 kW	209	69
2500-3.3 (E3) 3.0 Si	M30 B30	10.75 - 04.77	2986	B	143 kW	209	69
2500-3.3 (E3) 3.0 Si	M30 B30	07.71 - 09.75	2986	B	147 kW	209	69
2500-3.3 (E3) 3.2 Li	M30 B32 (330EL)	10.75 - 04.77	3210	B	147 kW	210	71
2500-3.3 (E3) 3.2 Li	M30 B32	10.75 - 04.77	3210	B	147 kW	209	69
3 (E21) 315	M10 B16 (164VB)	03.81 - 03.84	1573	B	55 kW	202	21
3 (E21) 316	M10 B16 (164VA)	08.75 - 08.80	1573	B	66 kW	202	21
3 (E21) 316	M10 B18 (184VC)	09.80 - 12.82	1766	B	66 kW	209	66
3 (E21) 318 i	M10 B18 (184VA)	11.79 - 04.83	1766	B	77 kW	209	66
3 (E21) 318	M10 B18 (184VA)	08.75 - 08.80	1766	B	72 kW	209	66
3 (E21) 320 i	M10 B18 (184EA)	09.79 - 12.83	1766	B	74 kW	209	66
3 (E21) 320 i	M10 B20	06.75 - 08.82	1990	B	92 kW	209	66
3 (E21) 320 i	M10 B20	09.76 - 12.79	1990	B	81 kW	209	66
3 (E21) 320/6	M20 B20 (206VA)	08.77 - 10.82	1990	B	90 kW	199	4
3 (E21) 320	M10 B20	06.75 - 07.79	1990	B	80 kW	209	66
3 (E21) 323 i	M20 B23 (236EA)	01.78 - 10.82	2316	B	105 kW	199	4
3 (E30) 315	M10 B16 (16A)	09.82 - 12.91	1573	B	55 kW	202	21
3 (E30) 316 (Ecotronic)	M10 B18 (184VD)	09.83 - 06.88	1766	B	66 kW	209	66
3 (E30) 316 i	M10 B18 (184KA)	01.83 - 08.88	1766	B	75 kW	209	66
3 (E30) 316 i	M40 B16 (164E1)	09.87 - 06.91	1596	B	73 kW	203	27
3 (E30) 316 i	M40 B16 (164E1)	09.83 - 03.92	1596	B	75 kW	203	27
3 (E30) 316	M10 B18 (184VC)	09.83 - 06.88	1766	B	66 kW	209	66
3 (E30) 316	M10 B18 (184VD)	09.83 - 06.88	1766	B	66 kW	209	66
3 (E30) 318 i	M10 B18 (184EA)	09.82 - 10.87	1766	B	77 kW	209	66
3 (E30) 318 i	M10 B18 (184EB)	09.82 - 10.87	1766	B	77 kW	209	66
3 (E30) 318 i	M10 B18 (184EZ)	09.82 - 10.87	1766	B	77 kW	209	67
3 (E30) 318 i	M10 B18 (184KA)	01.83 - 08.88	1766	B	75 kW	209	66
3 (E30) 318 i	M40 B18 (184E1)	09.87 - 06.91	1796	B	85 kW	203	27








							
	ENGINE	00000	ccm	kW		1 POS	
3 (E30) 318 i	M40 B18 (184E1)	06.87 - 12.91	1796	B	83 kW	203	27
3 (E30) 318 is	M42 B18 (184S1)	09.89 - 12.91	1796	B	100 kW	203	30
3 (E30) 320 i	M20 B20 (206EB)	09.82 - 12.91	1990	B	92 kW	199	4
3 (E30) 320 i	M20 B20 (206KA)	10.86 - 03.92	1990	B	95 kW	199	4
3 (E30) 320 i	M20 B20 (206KA)	10.86 - 04.91	1990	B	93 kW	199	4
3 (E30) 320 is	S14 B20 (204EA)	05.88 - 12.90	1990	B	141 kW	210	74
3 (E30) 323 i	M20 B23 (236EB)	09.82 - 08.83	2316	B	102 kW	199	4
3 (E30) 323 i	M20 B23 (236EC)	09.82 - 08.83	2316	B	102 kW	199	4
3 (E30) 323 i	M20 B23 (236EC)	09.83 - 09.86	2316	B	110 kW	199	4
3 (E30) 323 i	M20 B23 (236EW)	09.83 - 09.86	2316	B	110 kW	199	4
3 (E30) 324 d	M21 D24 (246DA)	09.85 - 12.90	2443	D	63 kW	199	5
3 (E30) 324 d	M21 D24 (246DB)	09.85 - 12.90	2443	D	63 kW	199	4
3 (E30) 324 td	M21 D24 (246TB)	09.87 - 08.91	2443	D	85 kW	199	5
3 (E30) 325 e 2.7	M20 B27 (276KA)	10.83 - 12.88	2693	B	90 kW	202	25
3 (E30) 325 e 2.7	M20 B27 (276KB)	10.83 - 12.88	2693	B	90 kW	202	25
3 (E30) 325 e 2.7	M20 B27 (276KB)	01.85 - 08.87	2693	B	95 kW	202	25
3 (E30) 325 i X	M20 B25 (256E1)	09.86 - 08.91	2494	B	125 kW	202	24
3 (E30) 325 i X	M20 B25 (256E1)	03.86 - 12.87	2494	B	126 kW	202	24
3 (E30) 325 i X	M20 B25 (256E2)	09.86 - 08.91	2494	B	125 kW	202	24
3 (E30) 325 i X	M20 B25 (256E2)	03.86 - 12.87	2494	B	126 kW	202	24
3 (E30) 325 i X	M20 B25 (256EX)	09.86 - 08.91	2494	B	125 kW	202	24
3 (E30) 325 i X	M20 B25 (256EX)	03.86 - 12.87	2494	B	126 kW	202	24
3 (E30) 325 i X	M20 B25 (256K1)	09.86 - 08.91	2494	B	125 kW	202	24
3 (E30) 325 i X	M20 B25 (256K1)	03.86 - 12.87	2494	B	126 kW	202	24
3 (E30) 325 i	M20 B25 (256E1)	02.86 - 06.91	2494	B	125 kW	202	24
3 (E30) 325 i	M20 B25 (256E1)	09.83 - 11.90	2494	B	126 kW	202	24
3 (E30) 325 i	M20 B25 (256E2)	02.86 - 06.91	2494	B	125 kW	202	24
3 (E30) 325 i	M20 B25 (256E2)	09.83 - 11.90	2494	B	126 kW	202	24
3 (E30) 325 i	M20 B25 (256E2)	05.84 - 01.91	2494	B	141 kW	202	24
3 (E30) 325 i	M20 B25 (256EX)	02.86 - 06.91	2494	B	125 kW	202	24
3 (E30) 325 i	M20 B25 (256K1)	02.86 - 06.91	2494	B	125 kW	202	24
3 (E30) M3 2.3	S14 B23 (234EA)	07.86 - 06.91	2302	B	143 kW	211	84
3 (E30) M3 2.3	S14 B23 (234EA)	02.87 - 05.89	2302	B	147 kW	211	84
3 (E30) M3 2.3	S14 B23 (234EA)	01.86 - 12.90	2302	B	158 kW	211	84
3 (E30) M3 2.3	S14 B23 (234S1)	07.86 - 06.91	2302	B	143 kW	211	84
3 (E30) M3 2.3	S14 B23 (234S2)	07.86 - 06.91	2303	B	143 kW	211	84
3 (E30) M3 2.3	S14 B23 (234S2)	02.87 - 05.89	2303	B	147 kW	211	84
3 (E30) M3 2.3	S14 B23 (234S2)	01.86 - 12.90	2303	B	158 kW	211	84
3 (E30) M3 EVO I 2.3	S14 B23 (234EA)	10.88 - 10.90	2302	B	162 kW	211	84
3 (E30) M3 EVO II 2.5	S14 B25 (254S1)	01.90 - 01.92	2467	B	175 kW	212	88
3 (E36) 316 i	M40 B16 (164E1)	03.91 - 02.94	1596	B	73 kW	203	27
3 (E36) 316 i	M43 B16 (164E2)	09.90 - 05.98	1596	B	75 kW	203	31
3 (E36) 318 i	M40 B18 (184E1)	09.90 - 08.93	1796	B	83 kW	203	27
3 (E36) 318 i	M42 B18 (184S1)	02.92 - 12.95	1796	B	103 kW	203	30
3 (E36) 318 i	M43 B18 (184E2)	09.93 - 11.98	1796	B	85 kW	203	31
3 (E36) 318 is	M42 B18 (184S1)	09.93 - 12.95	1796	B	103 kW	203	30
3 (E36) 318 is	M44 B19 (194S1)	01.96 - 05.98	1895	B	103 kW	207	50
3 (E36) 318 tds	M41 D17 (174T1)	01.95 - 02.98	1665	D	66 kW	199	7
3 (E36) 320 i	M50 B20 (206S1)	01.91 - 02.98	1990	B	110 kW	200	8
3 (E36) 320 i	M50 B20 (206S2)	01.91 - 02.98	1990	B	110 kW	200	9
3 (E36) 320 i	M52 B20 (206S3)	01.91 - 02.98	1990	B	110 kW	200	11
3 (E36) 323 i	M52 B25 (256S3)	05.95 - 11.98	2494	B	125 kW	204	35
3 (E36) 325 i	M50 B25 (256S1)	09.90 - 12.95	2494	B	141 kW	204	33
3 (E36) 325 i	M50 B25 (256S2)	09.90 - 12.95	2494	B	141 kW	204	34
3 (E36) 325 td	M51 D25 (256T1)	09.91 - 02.98	2497	D	85 kW	200	10
3 (E36) 325 tds	M51 D25 (256T1)	05.93 - 02.98	2497	D	105 kW	200	10
3 (E36) 328 i	M52 B28 (286S1)	01.95 - 04.98	2793	B	142 kW	204	35
3 (E36) M3 3.0	S50 B30 (306S1)	10.94 - 07.95	2990	B	210 kW	208	60
3 (E36) M3 3.2	S50 B32 (326S1)	10.95 - 01.98	3201	B	236 kW	209	63
3 (E36) M3 3.2	S52 B32 (326S2)	09.96 - 05.98	3152	B	179 kW	209	63
3 (E46) 316 i	M43 B16 (164E3)	04.00 - 02.05	1596	B	77 kW	203	31
3 (E46) 316 i	M43 B19 (194E1)	12.98 - 02.02	1895	B	77 kW	206	49

			<b>ccm</b>		<b>kw</b>		<b>1</b>	<b>POS</b>
3 (E46) 316 i	N40 B16 A	06.02 - 02.05	1596	B	85 kW	205	41	
3 (E46) 316 i	N42 B18 A	02.02 - 02.05	1796	B	85 kW	205	42	
3 (E46) 316 i	N45 B16 A	06.02 - 02.05	1596	B	85 kW	206	45	
3 (E46) 316 i	N46 B18 A	02.02 - 02.05	1796	B	85 kW	205	42	
3 (E46) 318 d	M47 D20 (204D1)	09.01 - 03.03	1951	D	85 kW	204	32	
3 (E46) 318 d	M47 D20 (204D4)	03.03 - 02.05	1995	D	85 kW	204	32	
3 (E46) 318 i	M43 B19 (194E1)	12.97 - 09.01	1895	B	87 kW	206	49	
3 (E46) 318 i	N42 B20 A	09.01 - 02.05	1995	B	105 kW	205	42	
3 (E46) 318 i	N42 B20 A	09.01 - 02.05	1995	B	100 kW	205	42	
3 (E46) 318 i	N46 B20 A	09.01 - 02.05	1995	B	105 kW	205	42	
3 (E46) 318 i	N46 B20 C	09.01 - 02.05	1995	B	105 kW	206	46	
3 (E46) 320 d	M47 D20 (204D1)	04.98 - 09.01	1951	D	100 kW	204	32	
3 (E46) 320 d	M47 D20 (204D1)	02.98 - 08.01	1951	D	95 kW	204	32	
3 (E46) 320 d	M47 D20 (204D4)	09.01 - 05.05	1995	D	110 kW	204	32	
3 (E46) 320 i	M52 B20 (206S4)	03.98 - 12.01	1990	B	110 kW	200	11	
3 (E46) 320 i	M54 B22 (226S1)	09.00 - 03.05	2171	B	125 kW	200	12	
3 (E46) 320 i	M54 B22 (226S1)	09.00 - 02.05	2171	B	120 kW	200	12	
3 (E46) 323 i	M52 B25 (256S4)	03.98 - 09.00	2494	B	125 kW	204	35	
3 (E46) 323 i	M52 B25 (256S4)	03.98 - 09.00	2494	B	120 kW	204	35	
3 (E46) 325 i	M54 B25 (256S5)	09.00 - 04.05	2494	B	141 kW	204	35	
3 (E46) 325 i	M54 B25 (256S5)	09.00 - 04.05	2494	B	137 kW	204	35	
3 (E46) 325 xi	M54 B25 (256S5)	09.00 - 02.05	2494	B	141 kW	204	35	
3 (E46) 325 xi	M54 B25 (256S5)	09.00 - 04.05	2494	B	137 kW	204	35	
3 (E46) 328 i	M52 B28 (286S2)	02.98 - 06.00	2793	B	142 kW	204	35	
3 (E46) 328 i	M52 B28 (286S2)	09.98 - 12.00	2793	B	144 kW	204	35	
3 (E46) 330 d	M57 D30 (306D1)	10.99 - 02.05	2926	D	135 kW	204	32	
3 (E46) 330 d	M57 D30 (306D2)	03.03 - 02.05	2993	D	150 kW	204	32	
3 (E46) 330 i	M54 B30 (306S3)	05.00 - 02.05	2979	B	170 kW	204	35	
3 (E46) 330 i	M54 B30 (306S3)	01.01 - 04.05	2979	B	168 kW	204	35	
3 (E46) 330 xd	M57 D30 (306D1)	01.00 - 02.03	2926	D	135 kW	204	32	
3 (E46) 330 xd	M57 D30 (306D2)	09.02 - 12.04	2993	D	150 kW	204	32	
3 (E46) 330 xi	M54 B30 (306S3)	06.00 - 02.05	2979	B	170 kW	204	35	
3 (E46) 330 xi	M54 B30 (306S3)	09.04 - 04.05	2979	B	168 kW	204	35	
3 (E90) 316 d	N47 D20 C	07.09 - 12.11	1995	D	85 kW	206	47	
3 (E90) 316 i	N43 B16 AA	01.06 - 10.11	1599	B	90 kW	201	15	
3 (E90) 316 i	N43 B16 A	01.06 - 10.11	1599	B	90 kW	201	15	
3 (E90) 316 i	N45 B16 A	09.05 - 10.11	1596	B	85 kW	206	45	
3 (E90) 318 d	M47 D20 (204D4)	03.05 - 08.07	1995	D	90 kW	204	32	
3 (E90) 318 d	N47 D20 A	09.07 - 10.11	1995	D	100 kW	206	47	
3 (E90) 318 d	N47 D20 A	02.07 - 10.11	1995	D	105 kW	206	47	
3 (E90) 318 d	N47 D20 C	09.07 - 10.11	1995	D	100 kW	206	47	
3 (E90) 318 d	N47 D20 C	02.07 - 10.11	1995	D	105 kW	206	47	
3 (E90) 318 i	N43 B20 A	09.07 - 10.11	1995	B	105 kW	206	44	
3 (E90) 318 i	N46 B20 B	09.05 - 08.07	1995	B	95 kW	205	42	
3 (E90) 318 i	N46 B20 B	09.07 - 10.11	1995	B	100 kW	205	42	
3 (E90) 318 i	N46 B20 CC	09.07 - 10.11	1995	B	100 kW	205	42	
3 (E90) 318 i	N46 B20 CD	09.07 - 10.11	1995	B	100 kW	205	42	
3 (E90) 318 i	N46 B20 C	09.07 - 10.11	1995	B	100 kW	206	46	
3 (E90) 318 i	N46 B20 E	09.07 - 10.11	1995	B	100 kW	205	42	
3 (E90) 320 d xDrive	N47 D20 A	09.08 - 02.10	1995	D	130 kW	206	47	
3 (E90) 320 d xDrive	N47 D20 C	09.08 - 10.11	1995	D	120 kW	206	47	
3 (E90) 320 d xDrive	N47 D20 C	09.08 - 02.10	1995	D	130 kW	206	47	
3 (E90) 320 d xDrive	N47 D20 C	03.10 - 10.11	1995	D	135 kW	206	47	
3 (E90) 320 d	M47 D20 (204D4)	12.04 - 10.11	1995	D	120 kW	204	32	
3 (E90) 320 d	M47 D20 (204D4)	12.04 - 09.07	1995	D	110 kW	204	32	
3 (E90) 320 d	M47 D20 (204D4)	12.04 - 09.07	1995	D	115 kW	204	32	
3 (E90) 320 d	N47 D20 A	12.04 - 10.11	1995	D	120 kW	206	47	
3 (E90) 320 d	N47 D20 A	09.07 - 02.10	1995	D	130 kW	206	47	
3 (E90) 320 d	N47 D20 C	12.04 - 10.11	1995	D	120 kW	206	47	
3 (E90) 320 d	N47 D20 C	09.07 - 02.10	1995	D	130 kW	206	47	
3 (E90) 320 d	N47 D20 C	03.10 - 10.11	1995	D	135 kW	206	47	
3 (E90) 320 d	N47 D20 C	01.07 - 12.09	1995	D	125 kW	206	47	

















3 (E90) 320 i	N43 B20 A	09.07 - 10.11	1995	B	125 kW	206	44
3 (E90) 320 i	N43 B20 A	03.07 - 12.11	1995	B	120 kW	206	44
3 (E90) 320 i	N46 B20 A	12.04 - 08.07	1995	B	110 kW	205	42
3 (E90) 320 i	N46 B20 BD	12.04 - 08.07	1995	B	110 kW	205	42
3 (E90) 320 i	N46 B20 B	12.04 - 08.07	1995	B	110 kW	205	42
3 (E90) 320 i	N46 B20 B	03.05 - 02.12	1995	B	115 kW	205	42
3 (E90) 320 i	N46 B20 CC	03.05 - 02.12	1995	B	115 kW	205	42
3 (E90) 320 i	N46 B20 CD	03.05 - 02.12	1995	B	115 kW	205	42
3 (E90) 320 i	N46 B20 C	12.04 - 08.07	1995	B	110 kW	206	46
3 (E90) 320 i	N46 B20 C	03.05 - 02.12	1995	B	115 kW	206	46
3 (E90) 320 i	N46 B20 E	03.05 - 02.12	1995	B	115 kW	205	42
3 (E90) 320 si	N45 B20 A	09.05 - 08.06	1997	B	127 kW	207	53
3 (E90) 323 i	N52 B25 A	09.05 - 02.07	2497	B	130 kW	201	17
3 (E90) 323 i	N52 B25 A	09.06 - 12.11	2497	B	140 kW	201	17
3 (E90) 323 i	N52 B25 BE	09.05 - 02.07	2497	B	130 kW	201	16
3 (E90) 323 i	N52 B25 BF	09.05 - 02.07	2497	B	130 kW	201	16
3 (E90) 323 i	N52 B25 BF	09.06 - 12.11	2497	B	140 kW	201	16
3 (E90) 323 i	N52 B25 B	09.05 - 02.07	2497	B	130 kW	201	16
3 (E90) 325 d	M57 D30 (306D3)	09.06 - 02.10	2993	D	145 kW	204	32
3 (E90) 325 d	N57 D30 A	03.10 - 10.11	2993	D	150 kW	206	47
3 (E90) 325 i xDrive	N53 B30 A	09.08 - 10.11	2996	B	160 kW	208	56
3 (E90) 325 i xDrive	N53 B30 A	09.08 - 10.11	2996	B	155 kW	208	56
3 (E90) 325 i	N52 B25 A	12.04 - 12.11	2497	B	160 kW	201	17
3 (E90) 325 i	N52 B25 A	01.06 - 12.11	2497	B	155 kW	201	17
3 (E90) 325 i	N52 B25 BF	12.04 - 12.11	2497	B	160 kW	201	16
3 (E90) 325 i	N52 B25 B	12.04 - 12.11	2497	B	160 kW	201	16
3 (E90) 325 i	N52 B25	02.06 - 12.09	2497	B	163 kW	201	17
3 (E90) 325 i	N53 B30 A	03.07 - 12.11	2996	B	160 kW	208	56
3 (E90) 325 i	N53 B30 A	03.07 - 12.11	2996	B	155 kW	208	56
3 (E90) 325 xi	N52 B25 A	09.05 - 08.08	2497	B	160 kW	201	17
3 (E90) 325 xi	N52 B30 A	09.05 - 08.06	2996	B	160 kW	207	54
3 (E90) 325 xi	N53 B30 A	09.06 - 12.08	2996	B	160 kW	208	56
3 (E90) 328 i xDrive	N52 B30 A	09.08 - 12.10	2996	B	172 kW	207	54
3 (E90) 328 xi	N52 B30 A	09.06 - 12.08	2996	B	172 kW	207	54
3 (E90) 330 d xDrive	N57 D30 A	09.08 - 10.11	2993	D	180 kW	206	47
3 (E90) 330 d	M57 D30 (306D3)	09.05 - 09.08	2993	D	170 kW	204	32
3 (E90) 330 d	M57 D30 (306D3)	09.05 - 12.11	2993	D	155 kW	204	32
3 (E90) 330 d	N57 D30 A	09.08 - 10.11	2993	D	180 kW	206	47
3 (E90) 330 d	N57 D30 A	09.05 - 12.11	2993	D	155 kW	206	47
3 (E90) 330 i xDrive	N53 B30 A	09.08 - 10.11	2996	B	200 kW	208	56
3 (E90) 330 i	N52 B30 A	12.04 - 10.11	2996	B	190 kW	207	54
3 (E90) 330 i	N52 B30 A	09.07 - 10.11	2996	B	200 kW	207	54
3 (E90) 330 i	N52 B30 A	03.07 - 12.11	2996	B	200 kW	207	54
3 (E90) 330 i	N52 B30 BF	12.04 - 10.11	2996	B	190 kW	207	55
3 (E90) 330 i	N52 B30 BF	03.07 - 12.11	2996	B	200 kW	207	55
3 (E90) 330 i	N52 B30 B	12.04 - 10.11	2996	B	190 kW	207	55
3 (E90) 330 i	N52 B30 B	03.07 - 12.11	2996	B	200 kW	207	55
3 (E90) 330 i	N53 B30 A	09.07 - 10.11	2996	B	200 kW	208	56
3 (E90) 330 xd	M57 D30 (306D3)	09.05 - 08.08	2993	D	170 kW	204	32
3 (E90) 330 xi	N52 B30 A	09.05 - 08.07	2996	B	190 kW	207	54
3 (E90) 330 xi	N53 B30 A	09.07 - 08.08	2996	B	200 kW	208	56
3 (E90) 335 d	M57 D30 (306D4)	09.08 - 12.11	2993	D	198 kW	204	32
3 (E90) 335 d	M57 D30 (306D5)	09.06 - 12.11	2993	D	210 kW	204	32
3 (E90) 335 i xDrive	N54 B30 A	09.08 - 10.11	2979	B	225 kW	201	18
3 (E90) 335 i xDrive	N54 B30 A	05.08 - 10.11	2979	B	224 kW	201	18
3 (E90) 335 i xDrive	N54 B30 A	05.08 - 10.11	2979	B	240 kW	201	18
3 (E90) 335 i xDrive	N55 B30 A	09.08 - 10.11	2979	B	225 kW	202	19
3 (E90) 335 i xDrive	N55 B30 A	05.08 - 10.11	2979	B	240 kW	202	19
3 (E90) 335 i	N54 B30 A	09.06 - 12.11	2979	B	225 kW	201	18
3 (E90) 335 i	N54 B30 A	03.06 - 12.11	2979	B	224 kW	201	18
3 (E90) 335 i	N54 B30 A	03.06 - 12.11	2979	B	220 kW	201	18
3 (E90) 335 i	N54 B30 A	03.06 - 12.11	2979	B	240 kW	201	18

			<b>ccm</b>		<b>kw</b>		<b>1</b> POS
3 (E90) 335 i	N55 B30 A	09.06 - 12.11	2979	B	225 kW	202	19
3 (E90) 335 i	N55 B30 A	03.06 - 12.11	2979	B	220 kW	202	19
3 (E90) 335 i	N55 B30 A	03.06 - 12.11	2979	B	240 kW	202	19
3 (E90) 335 xi	N54 B30 A	03.07 - 08.08	2979	B	225 kW	201	18
3 (E90) 335 xi	N54 B30 A	09.06 - 06.08	2979	B	224 kW	201	18
3 (E90) 335 xi	N54 B30 A	09.06 - 06.08	2979	B	240 kW	201	18
3 (E90) 335 xi	N55 B30 A	03.07 - 08.08	2979	B	225 kW	202	19
3 (F30, F80) 316 d	B47 D20 A	03.12 - 10.18	1995	D	85 kW	206	47
3 (F30, F80) 316 d	N47 D20 C	03.12 - 10.18	1995	D	85 kW	206	47
3 (F30, F80) 316 i	N13 B16 A	07.12 - 08.16	1598	B	100 kW	199	1
3 (F30, F80) 318 d xDrive	B47 D20 A	07.15 - 02.18	1995	D	110 kW	206	47
3 (F30, F80) 318 d xDrive	N47 D20 C	07.13 - 06.15	1995	D	105 kW	206	47
3 (F30, F80) 318 d	B47 D20 A	03.12 - 10.18	1995	D	100 kW	206	47
3 (F30, F80) 318 d	B47 D20 A	07.15 - 10.18	1995	D	110 kW	206	47
3 (F30, F80) 318 d	N47 D20 C	03.12 - 06.15	1995	D	105 kW	206	47
3 (F30, F80) 318 d	N47 D20 C	03.12 - 10.18	1995	D	100 kW	206	47
3 (F30, F80) 318 i	B38 B15 A	07.15 - 10.18	1499	B	100 kW	201	15
3 (F30, F80) 320 d xDrive	B47 D20 A	08.12 - 10.18	1995	D	120 kW	206	47
3 (F30, F80) 320 d xDrive	B47 D20 A	07.15 - 10.18	1995	D	140 kW	206	47
3 (F30, F80) 320 d xDrive	N47 D20 C	08.12 - 10.18	1995	D	120 kW	206	47
3 (F30, F80) 320 d xDrive	N47 D20 C	08.12 - 06.15	1995	D	135 kW	206	47
3 (F30, F80) 320 d xDrive	N47 D20 C	08.12 - 06.15	1995	D	147 kW	206	47
3 (F30, F80) 320 d	B47 D20 A	11.11 - 10.18	1995	D	120 kW	206	47
3 (F30, F80) 320 d	B47 D20 A	07.15 - 10.18	1995	D	140 kW	206	47
3 (F30, F80) 320 d	N47 D20 C	11.11 - 03.16	1995	D	135 kW	206	47
3 (F30, F80) 320 d	N47 D20 C	11.11 - 10.18	1995	D	120 kW	206	47
3 (F30, F80) 320 d	N47 D20 C	11.11 - 03.16	1995	D	147 kW	206	47
3 (F30, F80) 320 i ActiveFlex	N20 B20 A	12.13 - 10.18	1997	B/E	135 kW	205	40
3 (F30, F80) 320 i xDrive	B48 B20 A	07.15 - 10.18	1998	B	135 kW	201	15
3 (F30, F80) 320 i xDrive	N20 B20 A	07.12 - 10.18	1997	B	135 kW	205	40
3 (F30, F80) 320 i xDrive	N20 B20 A	07.12 - 10.18	1997	B	134 kW	205	40
3 (F30, F80) 320 i xDrive	N20 B20 B	07.12 - 10.18	1997	B	135 kW	205	40
3 (F30, F80) 320 i xDrive	N20 B20 B	07.12 - 10.18	1997	B	134 kW	205	40
3 (F30, F80) 320 i	B48 B20 A	07.15 - 10.18	1998	B	135 kW	201	15
3 (F30, F80) 320 i	N13 B16 A	11.12 - 06.16	1598	B	125 kW	199	1
3 (F30, F80) 320 i	N20 B20 A	03.12 - 10.18	1997	B	135 kW	205	40
3 (F30, F80) 320 i	N20 B20 A	03.12 - 10.18	1997	B	134 kW	205	40
3 (F30, F80) 320 i	N20 B20 B	03.12 - 10.18	1997	B	135 kW	205	40
3 (F30, F80) 320 i	N20 B20 B	03.12 - 10.18	1997	B	134 kW	205	40
3 (F30, F80) 320 i	N20 B20 D	03.12 - 10.18	1997	B	135 kW	205	40
3 (F30, F80) 325 d	N47 D20 D	03.13 - 02.16	1995	D	160 kW	206	47
3 (F30, F80) 325 d	N47 D20 D	03.13 - 02.16	1995	D	155 kW	206	47
3 (F30, F80) 328 i ActiveFlex	N20 B20 A	02.14 - 10.18	1997	B/E	180 kW	205	40
3 (F30, F80) 328 i xDrive	N20 B20 A	07.12 - 08.16	1997	B	180 kW	205	40
3 (F30, F80) 328 i xDrive	N20 B20 A	07.12 - 07.16	1997	B	179 kW	205	40
3 (F30, F80) 328 i	N20 B20 A	11.11 - 10.18	1997	B	180 kW	205	40
3 (F30, F80) 328i	N20 B20 A	11.11 - 06.15	1997	B	160 kW	205	40
3 (F30, F80) 330 d xDrive	N57 D30 A	03.13 - 10.18	2993	D	190 kW	206	47
3 (F30, F80) 330 d xDrive	N57 D30 A	03.13 - 10.18	2993	D	210 kW	206	47
3 (F30, F80) 330 d	N57 D30 A	07.12 - 10.18	2993	D	190 kW	206	47
3 (F30, F80) 330 d	N57 D30 A	07.12 - 10.18	2993	D	210 kW	206	47
3 (F30, F80) 330 e	B48 B20 A	11.15 - 10.18	1998	B	185 kW	201	15
3 (F30, F80) 330 i xDrive	B48 B20 A	07.15 - 10.18	1998	B	185 kW	201	15
3 (F30, F80) 330 i xDrive	B48 B20 B	07.15 - 10.18	1998	B	185 kW	201	15
3 (F30, F80) 330 i	B48 B20 A	07.15 - 10.18	1998	B	185 kW	201	15
3 (F30, F80) 330 i	B48 B20 B	07.15 - 10.18	1998	B	185 kW	201	15
3 (F30, F80) 335 d xDrive	N57 D30 B	07.13 - 10.18	2993	D	230 kW	206	47
3 (F30, F80) 335 i xDrive	N55 B30 A	07.12 - 07.15	2979	B	225 kW	202	19
3 (F30, F80) 335 i xDrive	N55 B30 A	07.12 - 06.13	2979	B	240 kW	202	19
3 (F30, F80) 335 i xDrive	N55 B30 A	07.13 - 07.15	2979	B	250 kW	202	19
3 (F30, F80) 335 i	N55 B30 A	11.11 - 07.15	2979	B	225 kW	202	19
3 (F30, F80) 335 i	N55 B30 A	11.11 - 06.13	2979	B	240 kW	202	19








							
3 (F30, F80) 335 i	N55 B30 A	07.13 - 07.15	2979	B	250 kW	202	19
3 (F30, F80) 335 i	N55 B30 A	11.11 - 12.15	2979	B	224 kW	202	19
3 (F30, F80) 340 i xDrive	B58 B30 A	07.15 - 10.18	2998	B	240 kW	201	15
3 (F30, F80) 340 i xDrive	B58 B30 A	07.15 - 10.18	2998	B	265 kW	201	15
3 (F30, F80) 340 i	B58 B30 A	07.15 - 10.18	2998	B	240 kW	201	15
3 (F30, F80) 340 i	B58 B30 A	07.15 - 10.18	2998	B	265 kW	201	15
3 (F30, F80) ActiveHybrid	N55 B30 A	07.12 - 06.15	2979	E	250 kW	202	19
3 (G20, G80, G28) 2.0 320i ActiveFlex	B48 B20 A	01.21	1998	B/E	135 kW	201	15
3 (G20, G80, G28) 318 i	B48 B20 A	03.20	1998	B	115 kW	201	15
3 (G20, G80, G28) 320 e Plug-in-Hybrid	B48 B20 A	07.20	1998	B/E	150 kW	201	15
3 (G20, G80, G28) 320 i xDrive	B48 B20 A	07.19	1998	B	135 kW	201	15
3 (G20, G80, G28) 320 i xDrive	B48 B20 B	07.19	1998	B	135 kW	201	15
3 (G20, G80, G28) 320 i	B48 B20 A	03.19	1998	B	135 kW	201	15
3 (G20, G80, G28) 320 i	B48 B20 B	03.19	1998	B	135 kW	201	15
3 (G20, G80, G28) 330 d Mild-Hybrid xDrive	B57 D30 B	11.20	2993	D	210 kW	202	20
3 (G20, G80, G28) 330 d Mild-Hybrid	B57 D30 B	11.20	2993	D	210 kW	202	20
3 (G20, G80, G28) 330 d xDrive	B57 D30 A	07.19	2993	D	195 kW	202	20
3 (G20, G80, G28) 330 d	B57 D30 A	03.19	2993	D	195 kW	202	20
3 (G20, G80, G28) 330 e Plug-in-Hybrid xDrive	B48 B20 A	03.20	1998	E	215 kW	201	15
3 (G20, G80, G28) 330 e Plug-in-Hybrid	B48 B20 A	07.19	1998	E	215 kW	201	15
3 (G20, G80, G28) 330 e Plug-in-Hybrid	B48 B20 B	07.19	1998	E	215 kW	201	15
3 (G20, G80, G28) 330 i xDrive	B48 B20 B	11.18	1998	B	190 kW	201	15
3 (G20, G80, G28) 330 i xDrive	B48 B20 B	07.22	1998	B	180 kW	201	15
3 (G20, G80, G28) 330 i	B48 B20 B	11.18	1998	B	190 kW	201	15
3 (G20, G80, G28) 330 i	B48 B20 B	07.22	1998	B	180 kW	201	15
3 (G20, G80, G28) M340 d Mild-Hybrid xDrive	B57 D30 B	04.20	2993	E	250 kW	202	20
3 (G28) 330 Li	B48 B20 B	01.21	1998	B	190 kW	201	15
3 Cabriolet (E30) 316 i Baur TC	M40 B16 (164E1)	09.87 - 12.89	1596	B	73 kW	203	27
3 Cabriolet (E30) 318 Baur TC	M10 B18 (184VD)	09.83 - 06.88	1766	B	66 kW	209	66
3 Cabriolet (E30) 318 i Baur TC	M10 B18 (184EA)	09.82 - 06.90	1766	B	77 kW	209	66
3 Cabriolet (E30) 318 i Baur TC	M10 B18 (184EB)	09.82 - 06.90	1766	B	77 kW	209	66
3 Cabriolet (E30) 318 i Baur TC	M10 B18 (184EZ)	09.82 - 06.90	1766	B	77 kW	209	67
3 Cabriolet (E30) 318 i	M40 B18 (184E1)	09.90 - 10.93	1796	B	83 kW	203	27
3 Cabriolet (E30) 318 i	M40 B18 C	06.87 - 09.93	1796	B	103 kW	203	29
3 Cabriolet (E30) 318 i	M42 B18 (184S1)	06.87 - 09.93	1796	B	103 kW	203	30
3 Cabriolet (E30) 320 i	M20 B20 (206KA)	05.86 - 11.93	1990	B	95 kW	199	4
3 Cabriolet (E30) 320 i	M20 B20 (206KA)	07.87 - 10.93	1990	B	93 kW	199	4
3 Cabriolet (E30) 320 i	M20 B20	07.87 - 10.93	1990	B	93 kW	199	3
3 Cabriolet (E30) 323 i	M20 B23 (236EB)	06.84 - 12.85	2316	B	102 kW	199	4
3 Cabriolet (E30) 325 i	M20 B25 (256E1)	12.85 - 12.87	2494	B	126 kW	202	24
3 Cabriolet (E30) 325 i	M20 B25 (256E2)	08.87 - 11.93	2494	B	125 kW	202	24
3 Cabriolet (E30) 325 i	M20 B25 (256E2)	12.85 - 12.87	2494	B	126 kW	202	24
3 Cabriolet (E30) 325 i	M20 B25 (256EX)	08.87 - 11.93	2494	B	125 kW	202	24
3 Cabriolet (E30) 325 i	M20 B25 (256K1)	08.87 - 11.93	2494	B	125 kW	202	24
3 Cabriolet (E30) M3 2.3	S14 B23 (234EA)	06.88 - 06.91	2302	B	143 kW	211	84
3 Cabriolet (E30) M3 2.3	S14 B23 (234EA)	06.88 - 07.89	2302	B	147 kW	211	84
3 Cabriolet (E30) M3 2.3	S14 B23 (234S2)	06.88 - 10.93	2303	B	158 kW	211	84
3 Cabriolet (E36) 318 i	M42 B18 (184S1)	01.94 - 12.95	1796	B	103 kW	203	30
3 Cabriolet (E36) 318 i	M43 B18 (184E2)	03.94 - 11.99	1796	B	85 kW	203	31
3 Cabriolet (E36) 318 is	M44 B19 (194S1)	01.96 - 09.99	1895	B	103 kW	207	50
3 Cabriolet (E36) 320 i	M50 B20 (206S2)	12.93 - 11.99	1990	B	110 kW	200	9
3 Cabriolet (E36) 320 i	M52 B20 (206S3)	12.93 - 11.99	1990	B	110 kW	200	11
3 Cabriolet (E36) 323 i	M52 B25 (256S3)	05.95 - 11.99	2494	B	125 kW	204	35
3 Cabriolet (E36) 325 i	M50 B25 (256S2)	03.93 - 08.95	2494	B	141 kW	204	34
3 Cabriolet (E36) 328 i	M52 B28 (286S1)	01.95 - 11.99	2793	B	142 kW	204	35
3 Cabriolet (E36) M3 3.0	S50 B30 (306S1)	04.94 - 07.95	2990	B	210 kW	208	60
3 Cabriolet (E36) M3 3.2	S50 B32 (326S1)	03.96 - 09.99	3201	B	236 kW	209	63
3 Cabriolet (E36) M3 3.2	S52 B32 (326S2)	01.98 - 09.99	3152	B	179 kW	209	63
3 Cabriolet (E46) 318 Ci	N42 B20 A	09.01 - 12.07	1995	B	105 kW	205	42
3 Cabriolet (E46) 318 Ci	N42 B20 A	12.00 - 08.06	1995	B	100 kW	205	42
3 Cabriolet (E46) 318 Ci	N46 B20 A	09.01 - 12.07	1995	B	105 kW	205	42
3 Cabriolet (E46) 318 Ci	N46 B20 A	03.04 - 08.06	1995	B	110 kW	205	42










			<b>ccm</b>		<b>kw</b>		<b>1</b> <b>POS</b>
3 Cabriolet (E46) 318 Ci	N46 B20 A	12.00 - 08.06	1995	B	100 kW	205	42
3 Cabriolet (E46) 318 Ci	N46 B20 B	03.04 - 08.06	1995	B	110 kW	205	42
3 Cabriolet (E46) 318 Ci	N46 B20 C	03.04 - 08.06	1995	B	110 kW	206	46
3 Cabriolet (E46) 320 Cd	M47 D20 (204D4)	02.05 - 12.07	1995	D	110 kW	204	32
3 Cabriolet (E46) 320 Ci	M54 B22 (226S1)	09.00 - 12.07	2171	B	125 kW	200	12
3 Cabriolet (E46) 320 Ci	M54 B22 (226S1)	01.06 - 12.07	2171	B	120 kW	200	12
3 Cabriolet (E46) 323 Ci	M52 B25 (256S4)	04.00 - 09.00	2494	B	125 kW	204	35
3 Cabriolet (E46) 323 Ci	M52 B25 (256S4)	04.00 - 09.00	2494	B	120 kW	204	35
3 Cabriolet (E46) 325 Ci	M54 B25 (256S5)	09.00 - 08.06	2494	B	141 kW	204	35
3 Cabriolet (E46) 325 Ci	M54 B25 (256S5)	09.00 - 12.06	2494	B	137 kW	204	35
3 Cabriolet (E46) 330 Cd	M57 D30 (306D2)	08.05 - 12.07	2993	D	150 kW	204	32
3 Cabriolet (E46) 330 Ci	M54 B30 (306S3)	06.00 - 08.06	2979	B	170 kW	204	35
3 Cabriolet (E46) 330 Ci	M54 B30 (306S3)	06.00 - 12.06	2979	B	168 kW	204	35
3 Cabriolet (E46) M3	S54 B32 (326S4)	03.01 - 08.06	3246	B	252 kW	209	64
3 Cabriolet (E93) 318 i	N43 B20 A	03.10 - 12.13	1995	B	105 kW	206	44
3 Cabriolet (E93) 320 d	N47 D20 A	03.08 - 12.12	1995	D	130 kW	206	47
3 Cabriolet (E93) 320 d	N47 D20 A	09.07 - 02.10	1995	D	145 kW	206	47
3 Cabriolet (E93) 320 d	N47 D20 C	03.08 - 12.12	1995	D	130 kW	206	47
3 Cabriolet (E93) 320 d	N47 D20 C	03.10 - 10.13	1995	D	135 kW	206	47
3 Cabriolet (E93) 320 d	N47 D20 C	01.08 - 12.13	1995	D	120 kW	206	47
3 Cabriolet (E93) 320 d	N47 D20 C	03.10 - 10.13	1995	D	147 kW	206	47
3 Cabriolet (E93) 320 d	N47 D20 C	09.07 - 02.10	1995	D	145 kW	206	47
3 Cabriolet (E93) 320 i	N43 B20 A	03.07 - 10.13	1995	B	125 kW	206	44
3 Cabriolet (E93) 320 i	N43 B20 A	09.06 - 10.13	1995	B	120 kW	206	44
3 Cabriolet (E93) 320 i	N46 B20 B	01.07 - 08.13	1995	B	115 kW	205	42
3 Cabriolet (E93) 323 i	N52 B25 A	03.07 - 09.11	2497	B	130 kW	201	17
3 Cabriolet (E93) 323 i	N52 B25 A	03.07 - 09.11	2497	B	140 kW	201	17
3 Cabriolet (E93) 325 d	M57 D30 (306D3)	03.07 - 12.10	2993	D	145 kW	204	32
3 Cabriolet (E93) 325 d	M57 D30 (306D3)	03.07 - 12.10	2993	D	155 kW	204	32
3 Cabriolet (E93) 325 d	N57 D30 A	09.09 - 09.13	2993	D	150 kW	206	47
3 Cabriolet (E93) 325 i	N52 B25 A	12.06 - 02.10	2497	B	160 kW	201	17
3 Cabriolet (E93) 325 i	N52 B25 A	03.10 - 10.13	2497	B	150 kW	201	17
3 Cabriolet (E93) 325 i	N53 B30 A	03.07 - 12.13	2996	B	160 kW	208	56
3 Cabriolet (E93) 325 i	N53 B30 A	10.06 - 12.13	2996	B	155 kW	208	56
3 Cabriolet (E93) 330 d	M57 D30 (306D3)	03.07 - 12.13	2993	D	170 kW	204	32
3 Cabriolet (E93) 330 d	N57 D30 A	01.09 - 12.13	2993	D	180 kW	206	47
3 Cabriolet (E93) 330 i	N52 B30 AF	03.10 - 10.13	2996	B	190 kW	207	55
3 Cabriolet (E93) 330 i	N52 B30 A	03.07 - 10.13	2996	B	200 kW	207	54
3 Cabriolet (E93) 330 i	N52 B30 A	03.10 - 10.13	2996	B	190 kW	207	54
3 Cabriolet (E93) 330 i	N52 B30 A	03.07 - 02.10	2996	B	200 kW	207	54
3 Cabriolet (E93) 330 i	N52 B30 BF	03.10 - 10.13	2996	B	190 kW	207	55
3 Cabriolet (E93) 330 i	N52 B30 B	03.10 - 10.13	2996	B	190 kW	207	55
3 Cabriolet (E93) 330 i	N53 B30 A	03.07 - 10.13	2996	B	200 kW	208	56
3 Cabriolet (E93) 335 i	N54 B30 A	12.06 - 10.13	2979	B	225 kW	201	18
3 Cabriolet (E93) 335 i	N54 B30 A	05.06 - 10.13	2979	B	240 kW	201	18
3 Cabriolet (E93) 335 i	N54 B30 A	01.07 - 10.13	2979	B	224 kW	201	18
3 Cabriolet (E93) 335 i	N54 B30 B	12.06 - 10.13	2979	B	225 kW	201	18
3 Cabriolet (E93) 335 i	N55 B30 A	12.06 - 10.13	2979	B	225 kW	202	19
3 Cabriolet (E93) 335 i	N55 B30 A	05.06 - 10.13	2979	B	240 kW	202	19
3 Compact (E36) 316 g	M43 B16 (164E2)	02.96 - 08.00	1596	B/G	75 kW	203	31
3 Compact (E36) 316 i	M43 B16 (164E2)	01.94 - 08.00	1596	B	75 kW	203	31
3 Compact (E36) 316 i	M43 B19 (194E1)	01.99 - 08.00	1895	B	77 kW	206	49
3 Compact (E36) 318 tds	M41 D17 (174T1)	06.95 - 08.00	1665	D	66 kW	199	7
3 Compact (E36) 318 ti	M42 B18 (184S1)	09.94 - 12.95	1796	B	103 kW	203	30
3 Compact (E36) 318 ti	M44 B19 (194S1)	01.96 - 08.99	1895	B	103 kW	207	50
3 Compact (E36) 323 ti	M52 B25 (256S3)	09.97 - 08.00	2494	B	125 kW	204	35
3 Compact (E36) 323 ti	M52 B25 (256S3)	01.99 - 08.00	2494	B	120 kW	204	35
3 Compact (E46) 316 ti	N40 B16 A	06.02 - 02.05	1596	B	77 kW	205	41
3 Compact (E46) 316 ti	N40 B16 A	06.02 - 02.05	1596	B	85 kW	205	41
3 Compact (E46) 316 ti	N42 B18 A	06.01 - 02.05	1796	B	85 kW	205	42
3 Compact (E46) 316 ti	N45 B16 A	06.02 - 02.05	1596	B	85 kW	206	45
3 Compact (E46) 316 ti	N46 B18 A	06.01 - 02.05	1796	B	85 kW	205	42








3 Compact (E46) 318 td	M47 D20 (204D4)	03.03 - 02.05	1995	D	85 kW	204	32
3 Compact (E46) 318 ti	N42 B20 A	03.01 - 12.04	1995	B	105 kW	205	42
3 Compact (E46) 318 ti	N42 B20 A	03.01 - 12.04	1995	B	100 kW	205	42
3 Compact (E46) 318 ti	N46 B20 A	03.01 - 12.04	1995	B	105 kW	205	42
3 Compact (E46) 318 ti	N46 B20 A	03.01 - 12.04	1995	B	100 kW	205	42
3 Compact (E46) 320 td	M47 D20 (204D1)	10.01 - 12.02	1951	D	100 kW	204	32
3 Compact (E46) 320 td	M47 D20 (204D4)	09.01 - 02.05	1995	D	110 kW	204	32
3 Compact (E46) 320 td	M47 D20 (204D4)	10.01 - 12.02	1995	D	100 kW	204	32
3 Compact (E46) 325 ti	M54 B25 (256S5)	04.01 - 12.04	2494	B	141 kW	204	35
3 Coupe (E36) 316 i	M43 B16 (164E2)	09.93 - 11.98	1596	B	75 kW	203	31
3 Coupe (E36) 318 i	M40 B18 (184E1)	03.92 - 06.94	1796	B	83 kW	203	27
3 Coupe (E36) 318 is	M42 B18 (184S1)	01.92 - 12.95	1796	B	103 kW	203	30
3 Coupe (E36) 318 is	M44 B19 (194S1)	09.95 - 04.99	1895	B	103 kW	207	50
3 Coupe (E36) 320 i	M50 B20 (206S1)	12.91 - 11.98	1990	B	110 kW	200	8
3 Coupe (E36) 320 i	M50 B20 (206S2)	12.91 - 11.98	1990	B	110 kW	200	9
3 Coupe (E36) 320 i	M52 B20 (206S3)	12.91 - 11.98	1990	B	110 kW	200	11
3 Coupe (E36) 323 i	M52 B25 (256S3)	05.95 - 04.99	2494	B	125 kW	204	35
3 Coupe (E36) 325 i	M50 B25 (256S1)	10.91 - 02.95	2494	B	141 kW	204	33
3 Coupe (E36) 325 i	M50 B25 (256S2)	10.91 - 02.95	2494	B	141 kW	204	34
3 Coupe (E36) 325 is	M50 B25 (256S1)	10.91 - 08.95	2494	B	141 kW	204	33
3 Coupe (E36) 325 is	M50 B25 (256S2)	10.91 - 08.95	2494	B	141 kW	204	34
3 Coupe (E36) 328 i	M52 B28 (286S1)	01.95 - 04.99	2793	B	142 kW	204	35
3 Coupe (E36) M3 3.0	S50 B30 (306S1)	11.92 - 07.95	2990	B	210 kW	208	60
3 Coupe (E36) M3 3.0	S50 B30 (306S1)	09.93 - 05.95	2990	B	217 kW	208	60
3 Coupe (E36) M3 3.0	S50 B30 (306S1)	03.94 - 12.95	2990	B	176 kW	208	60
3 Coupe (E36) M3 3.0	S50 B30 (306S2)	03.94 - 12.95	2990	B	176 kW	208	61
3 Coupe (E36) M3 3.2	S50 B32 (326S1)	10.95 - 11.98	3201	B	236 kW	209	63
3 Coupe (E36) M3 3.2	S52 B32 (326S2)	06.96 - 04.99	3152	B	179 kW	209	63
3 Coupe (E46) 316 Ci	M43 B16 (164E3)	04.00 - 07.06	1596	B	77 kW	203	31
3 Coupe (E46) 316 Ci	N45 B16 A	06.02 - 07.06	1596	B	85 kW	206	45
3 Coupe (E46) 318 Ci	M43 B19 (194E1)	12.99 - 08.01	1895	B	87 kW	206	49
3 Coupe (E46) 318 Ci	M43 B19 (194E1)	12.99 - 08.01	1895	B	85 kW	206	49
3 Coupe (E46) 318 Ci	N42 B20 A	09.01 - 02.04	1995	B	105 kW	205	42
3 Coupe (E46) 318 Ci	N42 B20 A	12.00 - 05.06	1995	B	100 kW	205	42
3 Coupe (E46) 318 Ci	N46 B20 A	09.01 - 02.04	1995	B	105 kW	205	42
3 Coupe (E46) 318 Ci	N46 B20 A	03.04 - 05.06	1995	B	110 kW	205	42
3 Coupe (E46) 318 Ci	N46 B20 A	12.00 - 05.06	1995	B	100 kW	205	42
3 Coupe (E46) 318 Ci	N46 B20 C	09.01 - 02.04	1995	B	105 kW	206	46
3 Coupe (E46) 318 Ci	N46 B20 C	03.04 - 05.06	1995	B	110 kW	206	46
3 Coupe (E46) 320 Cd	M47 D20 (204D4)	11.03 - 07.06	1995	D	110 kW	204	32
3 Coupe (E46) 320 Ci	M52 B20 (206S4)	02.99 - 08.01	1990	B	110 kW	200	11
3 Coupe (E46) 320 Ci	M54 B22 (226S1)	01.00 - 05.06	2171	B	125 kW	200	12
3 Coupe (E46) 320 Ci	M54 B22 (226S1)	01.00 - 05.06	2171	B	120 kW	200	12
3 Coupe (E46) 323 Ci	M52 B25 (256S4)	04.99 - 09.00	2494	B	125 kW	204	35
3 Coupe (E46) 323 Ci	M52 B25 (256S4)	04.99 - 09.00	2494	B	120 kW	204	35
3 Coupe (E46) 323 i	M52 B25 (256S4)	04.99 - 12.00	2494	B	127 kW	204	35
3 Coupe (E46) 325 Ci	M54 B25 (256S5)	09.00 - 05.06	2494	B	141 kW	204	35
3 Coupe (E46) 325 Ci	M54 B25 (256S5)	09.00 - 07.06	2494	B	137 kW	204	35
3 Coupe (E46) 328 Ci	M52 B28 (286S2)	12.98 - 12.00	2793	B	142 kW	204	35
3 Coupe (E46) 330 Cd	M57 D30 (306D2)	03.03 - 07.06	2993	D	150 kW	204	32
3 Coupe (E46) 330 Ci	M54 B30 (306S3)	06.00 - 05.06	2979	B	170 kW	204	35
3 Coupe (E46) 330 Ci	M54 B30 (306S3)	06.00 - 07.06	2979	B	168 kW	204	35
3 Coupe (E46) 330 xi	M54 B30 (306S3)	06.00 - 07.06	2979	B	170 kW	204	35
3 Coupe (E46) M3 CSL	S54 B32 (326S4)	05.03 - 12.03	3246	B	265 kW	209	64
3 Coupe (E46) M3	S54 B32 (326S4)	07.00 - 05.06	3246	B	252 kW	209	64
3 Coupe (E92) 316 i	N43 B16 AA	09.07 - 06.13	1599	B	90 kW	201	15
3 Coupe (E92) 316 i	N43 B16 A	09.07 - 06.13	1599	B	90 kW	201	15
3 Coupe (E92) 318 i	N43 B20 A	03.10 - 12.13	1995	B	105 kW	206	44
3 Coupe (E92) 320 d xDrive	N47 D20 C	09.08 - 02.10	1995	D	130 kW	206	47
3 Coupe (E92) 320 d xDrive	N47 D20 C	03.10 - 06.13	1995	D	135 kW	206	47
3 Coupe (E92) 320 d xDrive	N47 D20 C	03.10 - 06.13	1995	D	147 kW	206	47
3 Coupe (E92) 320 d xDrive	N47 D20 C	09.08 - 02.10	1995	D	145 kW	206	47

			<b>ccm</b>		<b>kw</b>		<b>1</b> <b>POS</b>
3 Coupe (E92) 320 d xDrive	N47 D20 C	09.08 - 06.13	1995	D	120 kW	206	47
3 Coupe (E92) 320 d	N47 D20 A	09.06 - 02.10	1995	D	130 kW	206	47
3 Coupe (E92) 320 d	N47 D20 A	03.07 - 06.13	1995	D	120 kW	206	47
3 Coupe (E92) 320 d	N47 D20 A	09.06 - 02.10	1995	D	145 kW	206	47
3 Coupe (E92) 320 d	N47 D20 C	09.06 - 02.10	1995	D	130 kW	206	47
3 Coupe (E92) 320 d	N47 D20 C	03.10 - 06.13	1995	D	135 kW	206	47
3 Coupe (E92) 320 d	N47 D20 C	03.07 - 06.13	1995	D	120 kW	206	47
3 Coupe (E92) 320 d	N47 D20 C	03.10 - 06.13	1995	D	147 kW	206	47
3 Coupe (E92) 320 d	N47 D20 C	09.06 - 02.10	1995	D	145 kW	206	47
3 Coupe (E92) 320 i	N43 B20 A	03.07 - 12.13	1995	B	125 kW	206	44
3 Coupe (E92) 320 i	N43 B20 A	01.07 - 12.13	1995	B	120 kW	206	44
3 Coupe (E92) 320 i	N43 B20 A	01.10 - 12.13	1995	B	112 kW	206	44
3 Coupe (E92) 320 i	N46 B20 B	06.07 - 12.13	1995	B	115 kW	205	42
3 Coupe (E92) 320 i	N46 B20 B	01.10 - 12.13	1995	B	112 kW	205	42
3 Coupe (E92) 320 i	N46 B20 CC	01.10 - 12.13	1995	B	112 kW	205	42
3 Coupe (E92) 320 i	N46 B20 CD	01.10 - 12.13	1995	B	112 kW	205	42
3 Coupe (E92) 320 i	N46 B20 E	01.10 - 12.13	1995	B	112 kW	205	42
3 Coupe (E92) 323 i	N52 B25 AE	04.06 - 02.12	2497	B	140 kW	201	16
3 Coupe (E92) 323 i	N52 B25 A	06.06 - 08.08	2497	B	130 kW	201	17
3 Coupe (E92) 323 i	N52 B25 BE	04.06 - 02.12	2497	B	140 kW	201	16
3 Coupe (E92) 325 d	M57 D30 (306D3)	02.07 - 02.10	2993	D	145 kW	204	32
3 Coupe (E92) 325 d	M57 D30 (306D3)	02.07 - 02.10	2993	D	155 kW	204	32
3 Coupe (E92) 325 d	N57 D30 A	09.09 - 12.13	2993	D	150 kW	206	47
3 Coupe (E92) 325 i xDrive	N52 B25 AF	03.10 - 04.13	2497	B	155 kW	201	16
3 Coupe (E92) 325 i xDrive	N52 B25 A	03.10 - 04.13	2497	B	150 kW	201	17
3 Coupe (E92) 325 i xDrive	N53 B30 A	09.08 - 12.13	2996	B	160 kW	208	56
3 Coupe (E92) 325 i xDrive	N53 B30 A	09.08 - 06.13	2996	B	155 kW	208	56
3 Coupe (E92) 325 i	N52 B25 AF	06.06 - 02.10	2497	B	160 kW	201	16
3 Coupe (E92) 325 i	N52 B25 AF	03.10 - 06.13	2497	B	155 kW	201	16
3 Coupe (E92) 325 i	N52 B25 AF	03.10 - 10.13	2497	B	150 kW	201	16
3 Coupe (E92) 325 i	N52 B25 A	06.06 - 02.10	2497	B	160 kW	201	17
3 Coupe (E92) 325 i	N52 B25 A	03.10 - 06.13	2497	B	155 kW	201	17
3 Coupe (E92) 325 i	N52 B25 A	03.10 - 10.13	2497	B	150 kW	201	17
3 Coupe (E92) 325 i	N52 B25 BF	06.06 - 02.10	2497	B	160 kW	201	16
3 Coupe (E92) 325 i	N52 B25 BF	03.10 - 06.13	2497	B	155 kW	201	16
3 Coupe (E92) 325 i	N52 B25 BF	03.10 - 10.13	2497	B	150 kW	201	16
3 Coupe (E92) 325 i	N53 B30 A	09.07 - 06.13	2996	B	160 kW	208	56
3 Coupe (E92) 325 i	N53 B30 A	03.10 - 06.13	2996	B	155 kW	208	56
3 Coupe (E92) 325 xi	N52 B25 A	09.06 - 02.10	2497	B	160 kW	201	17
3 Coupe (E92) 325 xi	N53 B30 A	09.07 - 08.08	2996	B	160 kW	208	56
3 Coupe (E92) 325 xi	N53 B30 A	09.07 - 08.08	2996	B	155 kW	208	56
3 Coupe (E92) 328 i xDrive	N52 B30 A	09.08 - 06.13	2996	B	172 kW	207	54
3 Coupe (E92) 328 i	N52 B30 A	06.06 - 06.13	2996	B	172 kW	207	54
3 Coupe (E92) 328 xi	N52 B30 A	09.06 - 08.08	2996	B	172 kW	207	54
3 Coupe (E92) 330 d xDrive	N57 D30 A	02.10 - 06.13	2993	D	180 kW	206	47
3 Coupe (E92) 330 d	M57 D30 (306D3)	03.06 - 08.08	2993	D	170 kW	204	32
3 Coupe (E92) 330 d	N57 D30 A	09.08 - 12.13	2993	D	180 kW	206	47
3 Coupe (E92) 330 i xDrive	N53 B30 A	03.10 - 06.13	2996	B	200 kW	208	56
3 Coupe (E92) 330 i	N52 B30 AF	09.06 - 02.10	2996	B	200 kW	207	55
3 Coupe (E92) 330 i	N52 B30 A	09.06 - 02.10	2996	B	200 kW	207	54
3 Coupe (E92) 330 i	N52 B30 A	03.10 - 06.13	2996	B	190 kW	207	54
3 Coupe (E92) 330 i	N52 B30 BF	09.06 - 02.10	2996	B	200 kW	207	55
3 Coupe (E92) 330 i	N52 B30 B	09.06 - 02.10	2996	B	200 kW	207	55
3 Coupe (E92) 330 i	N53 B30 A	09.06 - 02.10	2996	B	200 kW	208	56
3 Coupe (E92) 330 i	N53 B30 A	09.07 - 06.13	2996	B	200 kW	208	56
3 Coupe (E92) 330 xd	M57 D30 (306D3)	03.06 - 08.08	2993	D	170 kW	204	32
3 Coupe (E92) 330 xd	N57 D30 A	03.08 - 02.10	2993	D	180 kW	206	47
3 Coupe (E92) 330 xi	N52 B30 A	09.06 - 08.07	2996	B	200 kW	207	54
3 Coupe (E92) 330 xi	N52 B30 A	09.06 - 08.07	2996	B	190 kW	207	54
3 Coupe (E92) 330 xi	N53 B30 A	09.06 - 08.07	2996	B	200 kW	208	56
3 Coupe (E92) 330 xi	N53 B30 A	03.07 - 02.10	2996	B	200 kW	208	56
3 Coupe (E92) 335 d	M57 D30 (306D5)	03.06 - 03.13	2993	D	210 kW	204	32















							
3 Coupe (E92) 335 i xDrive	N54 B30 A	11.08 - 12.13	2979	B	225 kW	201	18
3 Coupe (E92) 335 i xDrive	N54 B30 A	01.09 - 06.13	2979	B	224 kW	201	18
3 Coupe (E92) 335 i xDrive	N55 B30 A	11.08 - 12.13	2979	B	225 kW	202	19
3 Coupe (E92) 335 i xDrive	N55 B30 A	11.08 - 06.13	2979	B	240 kW	202	19
3 Coupe (E92) 335 i	N54 B30 A	06.06 - 06.13	2979	B	225 kW	201	18
3 Coupe (E92) 335 i	N54 B30 A	06.06 - 06.13	2979	B	240 kW	201	18
3 Coupe (E92) 335 i	N54 B30 A	03.07 - 06.13	2979	B	224 kW	201	18
3 Coupe (E92) 335 i	N55 B30 A	06.06 - 06.13	2979	B	225 kW	202	19
3 Coupe (E92) 335 i	N55 B30 A	06.06 - 06.13	2979	B	240 kW	202	19
3 Coupe (E92) 335 xi	N54 B30 A	03.07 - 02.10	2979	B	225 kW	201	18
3 Coupe (E92) 335 xi	N54 B30 A	03.07 - 02.10	2979	B	240 kW	201	18
3 Coupe (E92) 335 xi	N55 B30 A	03.07 - 02.10	2979	B	225 kW	202	19
3 Gran Turismo (F34) 318 d	B47 D20 A	07.15	1995	D	110 kW	206	47
3 Gran Turismo (F34) 318 d	B47 D20 A	03.13 - 06.15	1995	D	100 kW	206	47
3 Gran Turismo (F34) 318 d	N47 D20 C	03.13 - 06.15	1995	D	105 kW	206	47
3 Gran Turismo (F34) 318 d	N47 D20 C	03.13 - 06.15	1995	D	100 kW	206	47
3 Gran Turismo (F34) 320 d xDrive	B47 D20 A	07.15	1995	D	140 kW	206	47
3 Gran Turismo (F34) 320 d xDrive	B47 D20 A	07.13 - 06.15	1995	D	120 kW	206	47
3 Gran Turismo (F34) 320 d xDrive	N47 D20 C	07.13 - 06.15	1995	D	135 kW	206	47
3 Gran Turismo (F34) 320 d xDrive	N47 D20 C	07.13 - 06.15	1995	D	147 kW	206	47
3 Gran Turismo (F34) 320 d xDrive	N47 D20 C	07.13 - 06.15	1995	D	120 kW	206	47
3 Gran Turismo (F34) 320 d	B47 D20 A	03.13 - 06.15	1995	D	120 kW	206	47
3 Gran Turismo (F34) 320 d	B47 D20 A	07.15	1995	D	140 kW	206	47
3 Gran Turismo (F34) 320 d	N47 D20 C	03.13 - 06.15	1995	D	120 kW	206	47
3 Gran Turismo (F34) 320 d	N47 D20 C	03.13 - 06.15	1995	D	135 kW	206	47
3 Gran Turismo (F34) 320 d	N47 D20 C	03.13 - 06.15	1995	D	147 kW	206	47
3 Gran Turismo (F34) 320 i xDrive	B48 B20 A	07.16	1998	B	135 kW	201	15
3 Gran Turismo (F34) 320 i xDrive	B48 B20 A	07.16	1998	B	120 kW	201	15
3 Gran Turismo (F34) 320 i xDrive	N20 B20 A	11.12 - 06.16	1997	B	135 kW	205	40
3 Gran Turismo (F34) 320 i xDrive	N20 B20 A	07.13 - 06.16	1997	B	120 kW	205	40
3 Gran Turismo (F34) 320 i xDrive	N20 B20 B	11.12 - 06.16	1997	B	135 kW	205	40
3 Gran Turismo (F34) 320 i xDrive	N20 B20 B	07.13 - 06.16	1997	B	120 kW	205	40
3 Gran Turismo (F34) 320 i	B48 B20 A	07.16	1998	B	135 kW	201	15
3 Gran Turismo (F34) 320 i	B48 B20 A	07.16	1998	B	120 kW	201	15
3 Gran Turismo (F34) 320 i	N20 B20 A	03.13 - 06.16	1997	B	135 kW	205	40
3 Gran Turismo (F34) 320 i	N20 B20 A	03.13 - 06.16	1997	B	120 kW	205	40
3 Gran Turismo (F34) 320 i	N20 B20 B	03.13 - 06.16	1997	B	135 kW	205	40
3 Gran Turismo (F34) 320 i	N20 B20 B	03.13 - 06.16	1997	B	120 kW	205	40
3 Gran Turismo (F34) 325 d	N47 D20 D	07.13 - 06.16	1995	D	155 kW	206	47
3 Gran Turismo (F34) 325 d	N47 D20 D	07.13 - 06.16	1995	D	160 kW	206	47
3 Gran Turismo (F34) 328 i xDrive	N20 B20 A	07.13 - 06.16	1997	B	180 kW	205	40
3 Gran Turismo (F34) 328 i	N20 B20 A	03.13 - 06.16	1997	B	180 kW	205	40
3 Gran Turismo (F34) 330 d xDrive	N57 D30 A	03.14	2993	D	190 kW	206	47
3 Gran Turismo (F34) 330 d xDrive	N57 D30 A	03.14	2993	D	210 kW	206	47
3 Gran Turismo (F34) 330 d	N57 D30 A	03.14	2993	D	190 kW	206	47
3 Gran Turismo (F34) 330 d	N57 D30 A	03.14	2993	D	210 kW	206	47
3 Gran Turismo (F34) 330 i xDrive	B48 B20 B	07.16	1998	B	185 kW	201	15
3 Gran Turismo (F34) 330 i xDrive	B48 B20 B	07.16	1998	B	183 kW	201	15
3 Gran Turismo (F34) 330 i	B48 B20 B	07.16	1998	B	185 kW	201	15
3 Gran Turismo (F34) 335 d xDrive	N57 D30 B	03.14	2993	D	230 kW	206	47
3 Gran Turismo (F34) 335 i xDrive	N55 B30 A	07.13 - 06.16	2979	B	225 kW	202	19
3 Gran Turismo (F34) 335 i xDrive	N55 B30 A	03.13 - 03.14	2979	B	240 kW	202	19
3 Gran Turismo (F34) 335 i xDrive	N55 B30 A	04.14 - 06.16	2979	B	250 kW	202	19
3 Gran Turismo (F34) 335 i	N55 B30 A	03.13 - 06.16	2979	B	225 kW	202	19
3 Gran Turismo (F34) 335 i	N55 B30 A	03.13 - 03.14	2979	B	240 kW	202	19
3 Gran Turismo (F34) 335 i	N55 B30 A	04.14 - 06.16	2979	B	250 kW	202	19
3 Gran Turismo (F34) 340 i xDrive	B58 B30 A	07.16	2998	B	240 kW	201	15
3 Gran Turismo (F34) 340 i xDrive	B58 B30 A	07.16	2998	B	265 kW	201	15
3 Gran Turismo (F34) 340 i	B58 B30 A	07.16	2998	B	240 kW	201	15
3 Gran Turismo (F34) 340 i	B58 B30 A	07.16	2998	B	265 kW	201	15
3 Touring (E30) 316 i	M40 B16 (164E1)	09.91 - 06.94	1596	B	73 kW	203	27
3 Touring (E30) 316 i	M40 B16 (164E1)	09.91 - 06.94	1596	B	75 kW	203	27

			<b>ccm</b>		<b>kw</b>		<b>1</b>	<b>POS</b>
3 Touring (E30) 318 i	M40 B18 (184E1)	04.89 - 06.94	1796	B	83 kW	203	27	
3 Touring (E30) 318 i	M40 B18 (184E1)	09.87 - 06.91	1796	B	85 kW	203	27	
3 Touring (E30) 320 i	M20 B20 (206KA)	01.88 - 12.91	1990	B	95 kW	199	4	
3 Touring (E30) 320 i	M20 B20 (206KA)	01.88 - 12.91	1990	B	93 kW	199	4	
3 Touring (E30) 324 td	M21 D24 (246TB)	01.88 - 06.93	2443	D	85 kW	199	5	
3 Touring (E30) 325 i X	M20 B25 (256K1)	06.88 - 10.93	2494	B	125 kW	202	24	
3 Touring (E30) 325 i	M20 B25 (256K1)	07.87 - 03.93	2494	B	125 kW	202	24	
3 Touring (E36) 316 i	M43 B16 (164E2)	03.97 - 05.99	1596	B	75 kW	203	31	
3 Touring (E36) 318 i	M43 B18 (184E2)	09.95 - 04.99	1796	B	85 kW	203	31	
3 Touring (E36) 318 tds	M41 D17 (174T1)	03.95 - 04.99	1665	D	66 kW	199	7	
3 Touring (E36) 320 i	M52 B20 (206S3)	01.95 - 04.99	1990	B	110 kW	200	11	
3 Touring (E36) 323 i	M52 B25 (256S3)	12.95 - 04.99	2494	B	125 kW	204	35	
3 Touring (E36) 325 tds	M51 D25 (256T1)	03.95 - 04.99	2497	D	105 kW	200	10	
3 Touring (E36) 328 i	M52 B28 (286S1)	02.95 - 04.99	2793	B	142 kW	204	35	
3 Touring (E46) 316 i	N42 B18 A	03.02 - 02.05	1796	B	85 kW	205	42	
3 Touring (E46) 316 i	N46 B18 A	03.02 - 02.05	1796	B	85 kW	205	42	
3 Touring (E46) 318 d	M47 D20 (204D1)	10.02 - 03.03	1951	D	85 kW	204	32	
3 Touring (E46) 318 d	M47 D20 (204D4)	03.03 - 02.05	1995	D	85 kW	204	32	
3 Touring (E46) 318 i	M43 B19 (194E1)	10.99 - 09.01	1895	B	87 kW	206	49	
3 Touring (E46) 318 i	M43 B19 (194E1)	10.99 - 09.01	1895	B	85 kW	206	49	
3 Touring (E46) 318 i	N42 B20 A	09.01 - 07.05	1995	B	105 kW	205	42	
3 Touring (E46) 318 i	N46 B20 A	09.01 - 07.05	1995	B	105 kW	205	42	
3 Touring (E46) 318 i	N46 B20 C	09.01 - 07.05	1995	B	105 kW	206	46	
3 Touring (E46) 320 d	M47 D20 (204D1)	03.00 - 09.01	1951	D	100 kW	204	32	
3 Touring (E46) 320 d	M47 D20 (204D4)	09.01 - 02.05	1995	D	110 kW	204	32	
3 Touring (E46) 320 i	M52 B20 (206S4)	10.99 - 09.00	1990	B	110 kW	200	11	
3 Touring (E46) 320 i	M54 B22 (226S1)	09.00 - 02.05	2171	B	125 kW	200	12	
3 Touring (E46) 320 i	M54 B22 (226S1)	09.00 - 02.05	2171	B	120 kW	200	12	
3 Touring (E46) 323 i	M52 B25 (256S3)	10.99 - 12.00	2494	B	125 kW	204	35	
3 Touring (E46) 325 i	M54 B25 (256S5)	09.00 - 02.05	2494	B	141 kW	204	35	
3 Touring (E46) 325 i	M54 B25 (256S5)	09.00 - 02.05	2494	B	137 kW	204	35	
3 Touring (E46) 325 xi	M54 B25 (256S5)	09.00 - 02.05	2494	B	141 kW	204	35	
3 Touring (E46) 325 xi	M54 B25 (256S5)	09.00 - 02.05	2494	B	137 kW	204	35	
3 Touring (E46) 328 i	M52 B28 (286S2)	06.99 - 05.00	2793	B	142 kW	204	35	
3 Touring (E46) 330 d	M57 D30 (306D1)	10.99 - 02.05	2926	D	135 kW	204	32	
3 Touring (E46) 330 d	M57 D30 (306D2)	03.03 - 02.05	2993	D	150 kW	204	32	
3 Touring (E46) 330 i	M54 B30 (306S3)	06.00 - 02.05	2979	B	170 kW	204	35	
3 Touring (E46) 330 xd	M57 D30 (306D1)	01.00 - 03.03	2926	D	135 kW	204	32	
3 Touring (E46) 330 xd	M57 D30 (306D2)	08.02 - 05.05	2993	D	150 kW	204	32	
3 Touring (E46) 330 xi	M54 B30 (306S3)	06.00 - 02.05	2979	B	170 kW	204	35	
3 Touring (E91) 316 d	N47 D20 C	09.09 - 06.12	1995	D	85 kW	206	47	
3 Touring (E91) 316 i	N43 B16 AA	09.08 - 06.12	1599	B	90 kW	201	15	
3 Touring (E91) 316 i	N43 B16 A	09.08 - 06.12	1599	B	90 kW	201	15	
3 Touring (E91) 318 d	M47 D20 (204D4)	09.05 - 08.07	1995	D	90 kW	204	32	
3 Touring (E91) 318 d	N47 D20 A	07.07 - 06.12	1995	D	100 kW	206	47	
3 Touring (E91) 318 d	N47 D20 A	09.07 - 06.12	1995	D	105 kW	206	47	
3 Touring (E91) 318 d	N47 D20 C	07.07 - 06.12	1995	D	100 kW	206	47	
3 Touring (E91) 318 d	N47 D20 C	09.07 - 06.12	1995	D	105 kW	206	47	
3 Touring (E91) 318 i	N43 B20 A	09.07 - 03.12	1995	B	100 kW	206	44	
3 Touring (E91) 318 i	N43 B20 A	05.07 - 05.12	1995	B	105 kW	206	44	
3 Touring (E91) 318 i	N46 B20 B	09.07 - 03.12	1995	B	100 kW	205	42	
3 Touring (E91) 318 i	N46 B20 B	01.06 - 08.07	1995	B	95 kW	205	42	
3 Touring (E91) 320 d xDrive	N47 D20 C	09.08 - 02.10	1995	D	130 kW	206	47	
3 Touring (E91) 320 d xDrive	N47 D20 C	03.10 - 06.12	1995	D	135 kW	206	47	
3 Touring (E91) 320 d xDrive	N47 D20 C	07.09 - 06.12	1995	D	120 kW	206	47	
3 Touring (E91) 320 d xDrive	N47 D20 C	03.10 - 05.12	1995	D	147 kW	206	47	
3 Touring (E91) 320 d xDrive	N47 D20 C	02.08 - 02.10	1995	D	145 kW	206	47	
3 Touring (E91) 320 d	M47 D20 (204D4)	06.05 - 06.12	1995	D	120 kW	204	32	
3 Touring (E91) 320 d	M47 D20 (204D4)	12.04 - 08.07	1995	D	110 kW	204	32	
3 Touring (E91) 320 d	N47 D20 A	06.05 - 06.12	1995	D	120 kW	206	47	
3 Touring (E91) 320 d	N47 D20 A	02.07 - 12.12	1995	D	130 kW	206	47	
3 Touring (E91) 320 d	N47 D20 A	02.07 - 02.10	1995	D	145 kW	206	47	










							
3 Touring (E91) 320 d	N47 D20 C	06.05 - 06.12	1995	D	120 kW	206	47
3 Touring (E91) 320 d	N47 D20 C	02.07 - 12.12	1995	D	130 kW	206	47
3 Touring (E91) 320 d	N47 D20 C	03.10 - 12.12	1995	D	135 kW	206	47
3 Touring (E91) 320 d	N47 D20 C	03.10 - 05.12	1995	D	147 kW	206	47
3 Touring (E91) 320 d	N47 D20 C	02.07 - 02.10	1995	D	145 kW	206	47
3 Touring (E91) 320 i	N43 B20 A	02.07 - 12.12	1995	B	125 kW	206	44
3 Touring (E91) 320 i	N43 B20 A	09.05 - 06.12	1995	B	115 kW	206	44
3 Touring (E91) 320 i	N43 B20 A	02.07 - 05.12	1995	B	120 kW	206	44
3 Touring (E91) 320 i	N46 B20 A	09.05 - 06.12	1995	B	110 kW	205	42
3 Touring (E91) 320 i	N46 B20 BD	09.05 - 06.12	1995	B	115 kW	205	42
3 Touring (E91) 320 i	N46 B20 B	09.05 - 06.12	1995	B	110 kW	205	42
3 Touring (E91) 320 i	N46 B20 B	09.05 - 06.12	1995	B	115 kW	205	42
3 Touring (E91) 320 i	N46 B20 C	09.05 - 06.12	1995	B	110 kW	206	46
3 Touring (E91) 320 i	N46 B20 C	09.05 - 06.12	1995	B	115 kW	206	46
3 Touring (E91) 323 i	N52 B25 A	04.06 - 06.07	2497	B	130 kW	201	17
3 Touring (E91) 323 i	N52 B25 A	09.06 - 12.12	2497	B	140 kW	201	17
3 Touring (E91) 325 d	M57 D30 (306D3)	09.06 - 06.12	2993	D	145 kW	204	32
3 Touring (E91) 325 d	N57 D30 A	02.10 - 06.12	2993	D	150 kW	206	47
3 Touring (E91) 325 i xDrive	N53 B30 A	09.08 - 06.12	2996	B	160 kW	208	56
3 Touring (E91) 325 i xDrive	N53 B30 A	09.08 - 06.12	2996	B	155 kW	208	56
3 Touring (E91) 325 i	N52 B25 AF	12.04 - 12.10	2497	B	155 kW	201	16
3 Touring (E91) 325 i	N52 B25 A	12.04 - 08.08	2497	B	160 kW	201	17
3 Touring (E91) 325 i	N52 B25 A	12.04 - 12.10	2497	B	155 kW	201	17
3 Touring (E91) 325 i	N52 B25 BF	12.04 - 12.10	2497	B	155 kW	201	16
3 Touring (E91) 325 i	N52 B25 B	12.04 - 12.10	2497	B	155 kW	201	16
3 Touring (E91) 325 i	N53 B30 A	09.07 - 06.12	2996	B	155 kW	208	56
3 Touring (E91) 325 i	N53 B30 A	09.07 - 06.12	2996	B	160 kW	208	56
3 Touring (E91) 325 xi	N52 B25 A	08.05 - 08.08	2497	B	160 kW	201	17
3 Touring (E91) 325 xi	N53 B30 A	09.05 - 08.08	2996	B	160 kW	208	56
3 Touring (E91) 325 xi	N53 B30 A	09.07 - 08.08	2996	B	155 kW	208	56
3 Touring (E91) 328 i	N52 B30 A	03.07 - 06.12	2996	B	171 kW	207	54
3 Touring (E91) 330 d xDrive	N57 D30 A	01.09 - 06.12	2993	D	180 kW	206	47
3 Touring (E91) 330 d	M57 D30 (306D3)	12.04 - 08.08	2993	D	170 kW	204	32
3 Touring (E91) 330 d	M57 D30 (306D3)	06.05 - 05.12	2993	D	155 kW	204	32
3 Touring (E91) 330 d	N57 D30 A	02.08 - 05.12	2993	D	180 kW	206	47
3 Touring (E91) 330 d	N57 D30 A	06.05 - 05.12	2993	D	155 kW	206	47
3 Touring (E91) 330 i xDrive	N53 B30 A	09.07 - 06.12	2996	B	200 kW	208	56
3 Touring (E91) 330 i	N52 B30 A	08.05 - 08.07	2996	B	190 kW	207	54
3 Touring (E91) 330 i	N52 B30 A	03.07 - 06.12	2996	B	200 kW	207	54
3 Touring (E91) 330 i	N53 B30 A	09.07 - 06.12	2996	B	200 kW	208	56
3 Touring (E91) 330 xd	M57 D30 (306D3)	09.05 - 06.12	2993	D	170 kW	204	32
3 Touring (E91) 330 xi	N52 B30 A	09.05 - 08.07	2996	B	190 kW	207	54
3 Touring (E91) 330 xi	N53 B30 A	09.07 - 06.12	2996	B	200 kW	208	56
3 Touring (E91) 335 d	M57 D30 (306D5)	09.06 - 06.12	2993	D	210 kW	204	32
3 Touring (E91) 335 i xDrive	N54 B30 A	09.08 - 06.12	2979	B	225 kW	201	18
3 Touring (E91) 335 i xDrive	N54 B30 A	09.08 - 06.12	2979	B	240 kW	201	18
3 Touring (E91) 335 i xDrive	N55 B30 A	09.08 - 06.12	2979	B	225 kW	202	19
3 Touring (E91) 335 i xDrive	N55 B30 A	09.08 - 06.12	2979	B	240 kW	202	19
3 Touring (E91) 335 i	N54 B30 A	09.06 - 06.12	2979	B	225 kW	201	18
3 Touring (E91) 335 i	N54 B30 A	09.06 - 06.12	2979	B	240 kW	201	18
3 Touring (E91) 335 i	N55 B30 A	09.06 - 06.12	2979	B	225 kW	202	19
3 Touring (E91) 335 i	N55 B30 A	09.06 - 06.12	2979	B	240 kW	202	19
3 Touring (E91) 335 xi	N54 B30 A	03.07 - 08.08	2979	B	225 kW	201	18
3 Touring (E91) 335 xi	N54 B30 A	03.07 - 08.08	2979	B	240 kW	201	18
3 Touring (E91) 335 xi	N55 B30 A	03.07 - 08.08	2979	B	225 kW	202	19
3 Touring (F31) 316 d	B47 D20 A	11.12 - 06.19	1995	D	85 kW	206	47
3 Touring (F31) 316 d	N47 D20 C	11.12 - 06.19	1995	D	85 kW	206	47
3 Touring (F31) 316 i	N13 B16 A	03.13 - 06.15	1598	B	100 kW	199	1
3 Touring (F31) 318 d xDrive	B47 D20 A	07.15 - 02.18	1995	D	110 kW	206	47
3 Touring (F31) 318 d xDrive	N47 D20 C	07.13 - 06.15	1995	D	105 kW	206	47
3 Touring (F31) 318 d	B47 D20 A	07.15 - 06.19	1995	D	110 kW	206	47
3 Touring (F31) 318 d	B47 D20 A	11.12 - 06.19	1995	D	100 kW	206	47

			<b>ccm</b>		<b>kw</b>		<b>1</b>	<b>POS</b>
3 Touring (F31) 318 d	N47 D20 C	11.12 - 06.15	1995	D	105 kW	206	47	
3 Touring (F31) 318 d	N47 D20 C	11.12 - 06.19	1995	D	100 kW	206	47	
3 Touring (F31) 318 i	B38 B15 A	07.15 - 06.19	1499	B	100 kW	201	15	
3 Touring (F31) 320 d xDrive	B47 D20 A	07.15 - 06.19	1995	D	140 kW	206	47	
3 Touring (F31) 320 d xDrive	B47 D20 A	03.13 - 06.19	1995	D	120 kW	206	47	
3 Touring (F31) 320 d xDrive	N47 D20 C	03.13 - 06.15	1995	D	135 kW	206	47	
3 Touring (F31) 320 d xDrive	N47 D20 C	03.13 - 06.15	1995	D	147 kW	206	47	
3 Touring (F31) 320 d xDrive	N47 D20 C	03.13 - 06.19	1995	D	120 kW	206	47	
3 Touring (F31) 320 d	B47 D20 A	07.12 - 06.19	1995	D	120 kW	206	47	
3 Touring (F31) 320 d	B47 D20 A	07.15 - 06.19	1995	D	140 kW	206	47	
3 Touring (F31) 320 d	N47 D20 C	07.12 - 02.16	1995	D	135 kW	206	47	
3 Touring (F31) 320 d	N47 D20 C	07.12 - 06.19	1995	D	120 kW	206	47	
3 Touring (F31) 320 d	N47 D20 C	07.12 - 02.16	1995	D	147 kW	206	47	
3 Touring (F31) 320 i xDrive	B48 B20 A	07.15 - 06.19	1998	B	135 kW	201	15	
3 Touring (F31) 320 i xDrive	N20 B20 B	03.13 - 06.15	1997	B	135 kW	205	40	
3 Touring (F31) 320 i xDrive	N20 B20 B	03.13 - 06.15	1997	B	120 kW	205	40	
3 Touring (F31) 320 i	B48 B20 A	07.15 - 06.19	1998	B	135 kW	201	15	
3 Touring (F31) 320 i	N20 B20 B	11.12 - 06.15	1997	B	135 kW	205	40	
3 Touring (F31) 320 i	N20 B20 B	11.12 - 06.15	1997	B	120 kW	205	40	
3 Touring (F31) 325 d	N47 D20 D	03.13 - 02.16	1995	D	160 kW	206	47	
3 Touring (F31) 325 d	N47 D20 D	03.13 - 02.16	1995	D	155 kW	206	47	
3 Touring (F31) 328 i xDrive	N20 B20 A	03.13 - 06.16	1997	B	180 kW	205	40	
3 Touring (F31) 328 i	N20 B20 A	07.12 - 06.15	1997	B	180 kW	205	40	
3 Touring (F31) 330 d xDrive	N57 D30 A	03.13 - 06.19	2993	D	190 kW	206	47	
3 Touring (F31) 330 d xDrive	N57 D30 A	03.13 - 06.19	2993	D	210 kW	206	47	
3 Touring (F31) 330 d	N57 D30 A	07.12 - 06.19	2993	D	190 kW	206	47	
3 Touring (F31) 330 d	N57 D30 A	07.12 - 06.19	2993	D	210 kW	206	47	
3 Touring (F31) 330 i xDrive	B48 B20 B	07.15 - 06.19	1998	B	185 kW	201	15	
3 Touring (F31) 330 i	B48 B20 A	07.15 - 06.19	1998	B	185 kW	201	15	
3 Touring (F31) 335 d xDrive	N57 D30 B	11.13 - 06.19	2993	D	230 kW	206	47	
3 Touring (F31) 335 i xDrive	N55 B30 A	03.13 - 06.15	2979	B	225 kW	202	19	
3 Touring (F31) 335 i xDrive	N55 B30 A	03.13 - 06.13	2979	B	240 kW	202	19	
3 Touring (F31) 335 i xDrive	N55 B30 A	07.13 - 06.15	2979	B	250 kW	202	19	
3 Touring (F31) 335 i	N55 B30 A	03.13 - 06.15	2979	B	225 kW	202	19	
3 Touring (F31) 335 i	N55 B30 A	03.13 - 06.13	2979	B	240 kW	202	19	
3 Touring (F31) 335 i	N55 B30 A	07.13 - 06.15	2979	B	250 kW	202	19	
3 Touring (F31) 340 i xDrive	B58 B30 A	07.15 - 06.19	2998	B	240 kW	201	15	
3 Touring (F31) 340 i xDrive	B58 B30 A	07.15 - 06.19	2998	B	265 kW	201	15	
3 Touring (F31) 340 i	B58 B30 A	07.15 - 06.19	2998	B	240 kW	201	15	
3 Touring (F31) 340 i	B58 B30 A	07.15 - 06.19	2998	B	265 kW	201	15	
3 Touring (G21, G81) 318 i	B48 B20 A	03.20	1998	B	115 kW	201	15	
3 Touring (G21, G81) 320 e Plug-in-Hybrid xDrive	B48 B20 A	03.21	1998	B/E	150 kW	201	15	
3 Touring (G21, G81) 320 e Plug-in-Hybrid	B48 B20 A	07.20	1998	B	150 kW	201	15	
3 Touring (G21, G81) 320 i	B48 B20 A	11.19	1998	B	135 kW	201	15	
3 Touring (G21, G81) 320 i	B48 B20 B	11.19	1998	B	135 kW	201	15	
3 Touring (G21, G81) 330 d Mild-Hybrid xDrive	B57 D30 B	11.20	2993	D	210 kW	202	20	
3 Touring (G21, G81) 330 d Mild-Hybrid	B57 D30 B	11.20	2993	D	210 kW	202	20	
3 Touring (G21, G81) 330 d xDrive	B57 D30 A	07.19	2993	D	195 kW	202	20	
3 Touring (G21, G81) 330 d	B57 D30 A	11.19	2993	D	195 kW	202	20	
3 Touring (G21, G81) 330 e Plug-in-Hybrid xDrive	B48 B20 A	07.20	1998	B/E	215 kW	201	15	
3 Touring (G21, G81) 330 e Plug-in-Hybrid	B48 B20 A	07.20	1998	E	215 kW	201	15	
3 Touring (G21, G81) 330 e Plug-in-Hybrid	B48 B20 B	07.20	1998	E	215 kW	201	15	
3 Touring (G21, G81) 330 i xDrive	B48 B20 B	07.19	1998	B	190 kW	201	15	
3 Touring (G21, G81) 330 i xDrive	B48 B20 B	07.19	1998	B	180 kW	201	15	
3 Touring (G21, G81) 330 i	B48 B20 B	07.19	1998	B	190 kW	201	15	
3 Touring (G21, G81) 330 i	B48 B20 B	07.19	1998	B	180 kW	201	15	
3 Touring (G21, G81) M 340 d Mild-Hybrid xDrive	B57 D30 B	04.20	2993	E	250 kW	202	20	
3 Touring Van (F31) 330 d xDrive	N57 D30 A	03.13 - 06.19	2993	D	190 kW	206	47	
3 Touring Van (F31) 330 d	N57 D30 A	07.12 - 06.19	2993	D	190 kW	206	47	
3 Touring Van (F31) 330 i	B48 B20 A	07.15 - 06.19	1998	B	185 kW	201	15	
3 Touring Van (F31) 340 i	B58 B30 A	07.15 - 06.19	2998	B	240 kW	201	15	
3 Touring Van (G21) 320 i	B48 B20 A	11.19	1998	B	135 kW	201	15	
















3 Touring Van (G21) 330 d xDrive	B57 D30 A	11.19	2993	D	195 kW	202	20
3 Touring Van (G21) 330 d	B57 D30 A	11.19	2993	D	195 kW	202	20
3 Touring Van (G21) 330 i	B48 B20 B	07.19	1998	B	190 kW	201	15
4 Cabriolet (F33, F83) 420 d	B47 D20 A	07.15	1995	D	140 kW	206	47
4 Cabriolet (F33, F83) 420 d	B47 D20 A	11.13	1995	D	120 kW	206	47
4 Cabriolet (F33, F83) 420 d	B47 D20 A	07.15	1995	D	151 kW	206	47
4 Cabriolet (F33, F83) 420 d	N47 D20 C	10.13 - 06.15	1995	D	135 kW	206	47
4 Cabriolet (F33, F83) 420 d	N47 D20 C	10.13 - 06.15	1995	D	147 kW	206	47
4 Cabriolet (F33, F83) 420 d	N47 D20 C	11.13	1995	D	120 kW	206	47
4 Cabriolet (F33, F83) 420 i	B48 B20 A	03.16	1998	B	135 kW	201	15
4 Cabriolet (F33, F83) 420 i	B48 B20 A	03.16	1998	B	120 kW	201	15
4 Cabriolet (F33, F83) 420 i	N20 B20 B	07.14 - 02.16	1997	B	135 kW	205	40
4 Cabriolet (F33, F83) 420 i	N20 B20 B	07.14 - 02.16	1997	B	120 kW	205	40
4 Cabriolet (F33, F83) 425 d	N47 D20 D	07.14 - 02.16	1995	D	160 kW	206	47
4 Cabriolet (F33, F83) 425 d	N47 D20 D	07.14 - 02.16	1995	D	155 kW	206	47
4 Cabriolet (F33, F83) 425 i	B48 B20 A	06.17	1998	B	135 kW	201	15
4 Cabriolet (F33, F83) 428 i xDrive	N20 B20 A	03.14 - 06.16	1997	B	180 kW	205	40
4 Cabriolet (F33, F83) 428 i	N20 B20 A	11.13 - 02.17	1997	B	180 kW	205	40
4 Cabriolet (F33, F83) 430 d	N57 D30 A	07.14	2993	D	190 kW	206	47
4 Cabriolet (F33, F83) 430 d	N57 D30 A	07.14	2993	D	210 kW	206	47
4 Cabriolet (F33, F83) 430 i xDrive	B48 B20 B	03.16	1998	B	185 kW	201	15
4 Cabriolet (F33, F83) 430 i	B48 B20 B	03.16	1998	B	185 kW	201	15
4 Cabriolet (F33, F83) 435 d xDrive	N57 D30 B	07.14	2993	D	230 kW	206	47
4 Cabriolet (F33, F83) 435 i xDrive	N55 B30 A	07.14 - 06.16	2979	B	225 kW	202	19
4 Cabriolet (F33, F83) 435 i xDrive	N55 B30 A	07.14 - 02.16	2979	B	250 kW	202	19
4 Cabriolet (F33, F83) 435 i	N55 B30 A	11.13 - 12.18	2979	B	225 kW	202	19
4 Cabriolet (F33, F83) 435 i	N55 B30 A	11.13 - 02.16	2979	B	250 kW	202	19
4 Cabriolet (F33, F83) 440 i xDrive	B58 B30 A	03.16	2998	B	240 kW	201	15
4 Cabriolet (F33, F83) 440 i xDrive	B58 B30 A	03.16	2998	B	265 kW	201	15
4 Cabriolet (F33, F83) 440 i	B58 B30 A	03.16	2998	B	240 kW	201	15
4 Cabriolet (F33, F83) 440 i	B58 B30 A	03.16	2998	B	265 kW	201	15
4 Cabriolet (G23, G83) 420 i	B48 B20 A	11.20	1998	B	135 kW	201	15
4 Cabriolet (G23, G83) 430 d Mild-Hybrid	B57 D30 B	07.21	2993	D	210 kW	202	20
4 Cabriolet (G23, G83) 430 i xDrive	B48 B20 B	07.21	1998	B	180 kW	201	15
4 Cabriolet (G23, G83) 430 i	B48 B20 B	11.20	1998	B	190 kW	201	15
4 Cabriolet (G23, G83) 430 i	B48 B20 B	07.21	1998	B	180 kW	201	15
4 Cabriolet (G23, G83) M440 d Mild-Hybrid xDrive	B57 D30 B	11.21	2993	D	250 kW	202	20
4 Coupe (F32, F82) 418 d	B47 D20 A	03.15 - 10.17	1995	D	110 kW	206	47
4 Coupe (F32, F82) 418 d	B47 D20 A	03.15 - 10.17	1995	D	100 kW	206	47
4 Coupe (F32, F82) 418 i	B38 B15 A	03.16	1499	B	100 kW	201	15
4 Coupe (F32, F82) 420 d xDrive	B47 D20 A	03.15	1995	D	140 kW	206	47
4 Coupe (F32, F82) 420 d xDrive	B47 D20 A	11.13	1995	D	120 kW	206	47
4 Coupe (F32, F82) 420 d xDrive	N47 D20 C	11.13 - 02.15	1995	D	135 kW	206	47
4 Coupe (F32, F82) 420 d xDrive	N47 D20 C	11.13	1995	D	120 kW	206	47
4 Coupe (F32, F82) 420 d xDrive	N47 D20 C	11.13 - 03.15	1995	D	147 kW	206	47
4 Coupe (F32, F82) 420 d	B47 D20 A	03.15	1995	D	140 kW	206	47
4 Coupe (F32, F82) 420 d	B47 D20 A	07.13 - 02.15	1995	D	120 kW	206	47
4 Coupe (F32, F82) 420 d	N47 D20 C	07.13 - 02.15	1995	D	135 kW	206	47
4 Coupe (F32, F82) 420 d	N47 D20 C	07.13 - 02.15	1995	D	120 kW	206	47
4 Coupe (F32, F82) 420 d	N47 D20 C	07.13 - 03.15	1995	D	147 kW	206	47
4 Coupe (F32, F82) 420 i xDrive	B48 B20 A	03.16	1998	B	135 kW	201	15
4 Coupe (F32, F82) 420 i xDrive	B48 B20 A	03.16	1998	B	120 kW	201	15
4 Coupe (F32, F82) 420 i xDrive	N20 B20 A	11.13 - 02.16	1997	B	135 kW	205	40
4 Coupe (F32, F82) 420 i xDrive	N20 B20 A	11.13 - 02.16	1997	B	120 kW	205	40
4 Coupe (F32, F82) 420 i xDrive	N20 B20 B	11.13 - 02.16	1997	B	135 kW	205	40
4 Coupe (F32, F82) 420 i xDrive	N20 B20 B	11.13 - 02.16	1997	B	120 kW	205	40
4 Coupe (F32, F82) 420 i	B48 B20 A	03.16	1998	B	135 kW	201	15
4 Coupe (F32, F82) 420 i	B48 B20 A	03.16	1998	B	120 kW	201	15
4 Coupe (F32, F82) 420 i	N20 B20 A	11.13 - 02.17	1997	B	135 kW	205	40
4 Coupe (F32, F82) 420 i	N20 B20 A	11.13 - 02.17	1997	B	120 kW	205	40
4 Coupe (F32, F82) 420 i	N20 B20 B	11.13 - 02.17	1997	B	135 kW	205	40
4 Coupe (F32, F82) 420 i	N20 B20 B	11.13 - 02.17	1997	B	120 kW	205	40










			<b>ccm</b>		<b>kw</b>		<b>1</b>	<b>POS</b>
4 Coupe (F32, F82) 425 d	N47 D20 D	03.14 - 02.16	1995	D	160 kW	206	47	
4 Coupe (F32, F82) 425 d	N47 D20 D	03.14 - 02.16	1995	D	155 kW	206	47	
4 Coupe (F32, F82) 425 i	B48 B20 A	06.17	1998	B	135 kW	201	15	
4 Coupe (F32, F82) 428 i xDrive	N20 B20 A	07.13 - 06.16	1997	B	180 kW	205	40	
4 Coupe (F32, F82) 428 i	N20 B20 A	07.13 - 12.17	1997	B	180 kW	205	40	
4 Coupe (F32, F82) 430 d xDrive	N57 D30 A	03.14	2993	D	190 kW	206	47	
4 Coupe (F32, F82) 430 d xDrive	N57 D30 A	03.14	2993	D	210 kW	206	47	
4 Coupe (F32, F82) 430 d	N57 D30 A	11.13	2993	D	190 kW	206	47	
4 Coupe (F32, F82) 430 d	N57 D30 A	11.13	2993	D	210 kW	206	47	
4 Coupe (F32, F82) 430 i xDrive	B48 B20 A	03.16	1998	B	185 kW	201	15	
4 Coupe (F32, F82) 430 i xDrive	B48 B20 B	03.16	1998	B	185 kW	201	15	
4 Coupe (F32, F82) 430 i xDrive	B48 B20 B	03.16	1998	B	183 kW	201	15	
4 Coupe (F32, F82) 430 i	B48 B20 A	03.16	1998	B	185 kW	201	15	
4 Coupe (F32, F82) 430 i	B48 B20 B	03.16	1998	B	185 kW	201	15	
4 Coupe (F32, F82) 430 i	B48 B20 B	03.16	1998	B	183 kW	201	15	
4 Coupe (F32, F82) 435 d xDrive	N57 D30 B	11.13 - 12.20	2993	D	230 kW	206	47	
4 Coupe (F32, F82) 435 i xDrive	N55 B30 A	07.13 - 06.16	2979	B	225 kW	202	19	
4 Coupe (F32, F82) 435 i xDrive	N55 B30 A	07.13 - 02.16	2979	B	250 kW	202	19	
4 Coupe (F32, F82) 435 i	N55 B30 A	07.13 - 12.16	2979	B	225 kW	202	19	
4 Coupe (F32, F82) 435 i	N55 B30 A	07.13 - 02.16	2979	B	250 kW	202	19	
4 Coupe (F32, F82) 440 i xDrive	B58 B30 A	03.16	2998	B	240 kW	201	15	
4 Coupe (F32, F82) 440 i xDrive	B58 B30 A	03.16	2998	B	265 kW	201	15	
4 Coupe (F32, F82) 440 i	B58 B30 A	03.16	2998	B	240 kW	201	15	
4 Coupe (F32, F82) 440 i	B58 B30 A	03.16	2998	B	265 kW	201	15	
4 Coupe (G22, G82) 420 i xDrive	B48 B20 A	07.21	1998	B	135 kW	201	15	
4 Coupe (G22, G82) 420 i	B48 B20 A	07.20	1998	B	135 kW	201	15	
4 Coupe (G22, G82) 430 d Mild-Hybrid xDrive	B57 D30 B	03.21	2993	E	210 kW	202	20	
4 Coupe (G22, G82) 430 i xDrive	B48 B20 B	10.20	1998	B	190 kW	201	15	
4 Coupe (G22, G82) 430 i xDrive	B48 B20 B	07.21	1998	B	180 kW	201	15	
4 Coupe (G22, G82) 430 i	B48 B20 B	07.20	1998	B	190 kW	201	15	
4 Coupe (G22, G82) 430 i	B48 B20 B	07.21	1998	B	180 kW	201	15	
4 Coupe (G22, G82) M440 d Mild-Hybrid xDrive	B57 D30 B	03.21	2993	E	250 kW	202	20	
4 Gran Coupe (F36) 418 d	B47 D20 A	07.15 - 12.20	1995	D	110 kW	206	47	
4 Gran Coupe (F36) 418 d	B47 D20 A	03.14 - 12.20	1995	D	100 kW	206	47	
4 Gran Coupe (F36) 418 d	N47 D20 C	03.14 - 06.15	1995	D	105 kW	206	47	
4 Gran Coupe (F36) 418 d	N47 D20 C	03.14 - 12.20	1995	D	100 kW	206	47	
4 Gran Coupe (F36) 418 i	B38 B15 A	07.15	1499	B	100 kW	201	15	
4 Gran Coupe (F36) 420 d xDrive	B47 D20 A	03.15	1995	D	140 kW	206	47	
4 Gran Coupe (F36) 420 d xDrive	B47 D20 A	03.14 - 12.20	1995	D	120 kW	206	47	
4 Gran Coupe (F36) 420 d xDrive	N47 D20 C	03.14 - 02.15	1995	D	135 kW	206	47	
4 Gran Coupe (F36) 420 d xDrive	N47 D20 C	03.14 - 12.20	1995	D	120 kW	206	47	
4 Gran Coupe (F36) 420 d xDrive	N47 D20 C	03.14 - 02.15	1995	D	147 kW	206	47	
4 Gran Coupe (F36) 420 d	B47 D20 A	03.15	1995	D	140 kW	206	47	
4 Gran Coupe (F36) 420 d	B47 D20 A	03.14 - 12.20	1995	D	120 kW	206	47	
4 Gran Coupe (F36) 420 d	N47 D20 C	03.14 - 02.15	1995	D	135 kW	206	47	
4 Gran Coupe (F36) 420 d	N47 D20 C	03.14 - 12.20	1995	D	120 kW	206	47	
4 Gran Coupe (F36) 420 d	N47 D20 C	03.14 - 02.15	1995	D	147 kW	206	47	
4 Gran Coupe (F36) 420 i xDrive	B48 B20 A	03.16	1998	B	135 kW	201	15	
4 Gran Coupe (F36) 420 i xDrive	B48 B20 A	03.16	1998	B	120 kW	201	15	
4 Gran Coupe (F36) 420 i xDrive	N20 B20 A	07.14 - 02.16	1997	B	135 kW	205	40	
4 Gran Coupe (F36) 420 i xDrive	N20 B20 A	07.14 - 02.16	1997	B	120 kW	205	40	
4 Gran Coupe (F36) 420 i xDrive	N20 B20 B	07.14 - 02.16	1997	B	135 kW	205	40	
4 Gran Coupe (F36) 420 i xDrive	N20 B20 B	07.14 - 02.16	1997	B	120 kW	205	40	
4 Gran Coupe (F36) 420 i	B48 B20 A	03.16	1998	B	135 kW	201	15	
4 Gran Coupe (F36) 420 i	B48 B20 A	03.16	1998	B	120 kW	201	15	
4 Gran Coupe (F36) 420 i	N20 B20 B	03.14 - 02.17	1997	B	135 kW	205	40	
4 Gran Coupe (F36) 420 i	N20 B20 B	03.14 - 02.17	1997	B	120 kW	205	40	
4 Gran Coupe (F36) 425 i	B48 B20 A	06.17	1998	B	135 kW	201	15	
4 Gran Coupe (F36) 428 i xDrive	N20 B20 A	03.14 - 06.16	1997	B	180 kW	205	40	
4 Gran Coupe (F36) 428 i	N20 B20 A	03.14 - 06.16	1997	B	180 kW	205	40	
4 Gran Coupe (F36) 430 d xDrive	N57 D30 A	07.14	2993	D	190 kW	206	47	
4 Gran Coupe (F36) 430 d xDrive	N57 D30 A	07.14	2993	D	210 kW	206	47	








							
4 Gran Coupe (F36) 430 d	N57 D30 A	07.14	2993	D	190 kW	206	47
4 Gran Coupe (F36) 430 d	N57 D30 A	07.14	2993	D	210 kW	206	47
4 Gran Coupe (F36) 430 i xDrive	B48 B20 B	03.16	1998	B	185 kW	201	15
4 Gran Coupe (F36) 430 i xDrive	B48 B20 B	03.16	1998	B	183 kW	201	15
4 Gran Coupe (F36) 430 i	B48 B20 B	03.16	1998	B	185 kW	201	15
4 Gran Coupe (F36) 435 d xDrive	N57 D30 B	07.14	2993	D	230 kW	206	47
4 Gran Coupe (F36) 435 i xDrive	N55 B30 A	07.14 - 06.16	2979	B	225 kW	202	19
4 Gran Coupe (F36) 435 i xDrive	N55 B30 A	07.14 - 02.16	2979	B	250 kW	202	19
4 Gran Coupe (F36) 435 i	N55 B30 A	03.14 - 06.16	2979	B	225 kW	202	19
4 Gran Coupe (F36) 435 i	N55 B30 A	03.14 - 02.16	2979	B	250 kW	202	19
4 Gran Coupe (F36) 440 i xDrive	B58 B30 A	03.16	2998	B	240 kW	201	15
4 Gran Coupe (F36) 440 i xDrive	B58 B30 A	03.16	2998	B	265 kW	201	15
4 Gran Coupe (F36) 440 i	B58 B30 A	03.16	2998	B	240 kW	201	15
4 Gran Coupe (F36) 440 i	B58 B30 A	03.16	2998	B	265 kW	201	15
4 Gran Coupe (G26) 420 i	B48 B20 A	07.21	1998	B	135 kW	201	15
4 Gran Coupe (G26) 430 d Mild-Hybrid xDrive	B57 D30 B	05.22	2993	D/E	210 kW	202	20
4 Gran Coupe (G26) 430 i xDrive	B48 B20 B	03.22	1998	B	180 kW	201	15
4 Gran Coupe (G26) 430 i	B48 B20 B	07.21	1998	B	180 kW	201	15
5 (E12) 518 i	M10 B18 (184EB)	06.79 - 06.81	1766	B	75 kW	209	66
5 (E12) 518	M10 B18 (184VB)	07.74 - 05.81	1766	B	66 kW	209	66
5 (E12) 520 i/6	M20 B20 (206VA)	09.76 - 07.78	1990	B	90 kW	199	4
5 (E12) 520 i	M10 B20	08.72 - 12.78	1990	B	96 kW	209	66
5 (E12) 520 i	M10 B20	03.72 - 07.79	1990	B	92 kW	209	66
5 (E12) 520/6	M20 B20 (206VA)	03.77 - 06.81	1990	B	90 kW	199	4
5 (E12) 520	M10 B20	06.72 - 01.79	1990	B	85 kW	209	66
5 (E12) 525	M30 B25	10.73 - 08.76	2494	B	107 kW	208	57
5 (E12) 528 i	M30 B28	03.77 - 09.79	2788	B	130 kW	208	57
5 (E12) 528 i	M30 B28	08.79 - 06.81	2788	B	135 kW	208	57
5 (E12) 528	M30 B28	01.75 - 08.76	2788	B	121 kW	208	57
5 (E12) 528	M30 B28	08.75 - 07.77	2788	B	125 kW	208	57
5 (E12) 528i	M30 B28	01.75 - 06.81	2788	B	126 kW	208	57
5 (E12) 530 i	M30 B30	09.74 - 12.78	2986	B	131 kW	209	69
5 (E12) M535 i	M30 B35 (356EA)	04.80 - 05.81	3453	B	160 kW	211	82
5 (E28) 518 i	M10 B18 (184EB)	05.81 - 12.87	1766	B	77 kW	209	66
5 (E28) 518 i	M10 B18 (184EB)	05.81 - 12.87	1766	B	75 kW	209	66
5 (E28) 518	M10 B18 (184VC)	06.81 - 09.84	1766	B	66 kW	209	66
5 (E28) 518	M10 B18 (184VD)	06.81 - 09.84	1766	B	66 kW	209	66
5 (E28) 520 i	M20 B20 (206EA)	06.81 - 12.87	1990	B	92 kW	199	4
5 (E28) 520 i	M20 B20 (206EB)	06.81 - 12.87	1990	B	92 kW	199	4
5 (E28) 520 i	M20 B20 (206EC)	06.81 - 12.87	1990	B	92 kW	199	4
5 (E28) 520 i	M20 B20 (206EZ)	06.81 - 12.87	1990	B	92 kW	199	4
5 (E28) 520 i	M20 B20 (206KA)	08.85 - 12.87	1990	B	95 kW	199	4
5 (E28) 520 i	M20 B20 (206KA)	12.86 - 12.87	1990	B	110 kW	199	4
5 (E28) 524 d	M21 D24 (246DA)	03.86 - 12.87	2443	D	63 kW	199	5
5 (E28) 524 td	M21 D24 (246TA)	09.83 - 12.87	2443	D	85 kW	199	5
5 (E28) 525 e	M20 B27 (276EA)	03.83 - 12.87	2693	B	92 kW	202	25
5 (E28) 525 e	M20 B27 (276EB)	09.81 - 12.87	2693	B	90 kW	202	25
5 (E28) 525 e	M20 B27 (276EB)	09.85 - 12.87	2693	B	95 kW	202	25
5 (E28) 525 e	M20 B27 (276KA)	09.81 - 12.87	2693	B	90 kW	202	25
5 (E28) 525 e	M20 B27 (276KB)	09.81 - 12.87	2693	B	90 kW	202	25
5 (E28) 525 e	M20 B27 (276KB)	09.85 - 12.87	2693	B	95 kW	202	25
5 (E28) 528 i	M30 B28 (286EA)	06.81 - 12.87	2788	B	135 kW	208	58
5 (E28) 533 i	M30 B32	09.82 - 12.84	3210	B	135 kW	209	69
5 (E28) 535 i, M 535 i	M30 B34 (346KA)	01.85 - 12.87	3430	B	136 kW	210	77
5 (E28) 535 i, M 535 i	M30 B34 (346KA)	01.85 - 12.87	3430	B	141 kW	210	77
5 (E28) 535 i	M30 B34 (346EC)	01.85 - 12.87	3430	B	162 kW	210	77
5 (E28) M535 i	M30 B34 (346EA)	01.85 - 12.87	3430	B	160 kW	210	77
5 (E28) M5	S38 B35 (356ED)	07.84 - 12.87	3453	B	210 kW	212	85
5 (E28) M5	S38 B35 (356ED)	11.86 - 11.87	3453	B	191 kW	212	85
5 (E34) 518 i	M40 B18 (184E1)	09.89 - 04.94	1796	B	83 kW	203	27
5 (E34) 518 i	M43 B18 (184E2)	05.94 - 08.95	1796	B	85 kW	203	31
5 (E34) 520 i 24V	M50 B20 (206S1)	04.90 - 08.95	1990	B	110 kW	200	8

		 ccm	 kW		 1 POS		
5 (E34) 520 i 24V	M50 B20 (206S2)	04.90 - 08.95	1990	B	110 kW	200	9
5 (E34) 520 i	M20 B20 (206KA)	06.87 - 09.90	1990	B	95 kW	199	4
5 (E34) 524 td	M21 D24 (246TB)	03.88 - 08.91	2443	D	85 kW	199	5
5 (E34) 525 i 24V	M50 B25 (256S1)	03.90 - 08.95	2494	B	141 kW	204	33
5 (E34) 525 i 24V	M50 B25 (256S2)	03.90 - 08.95	2494	B	141 kW	204	34
5 (E34) 525 iX 24V	M50 B25 (256S1)	10.91 - 08.95	2494	B	141 kW	204	33
5 (E34) 525 iX 24V	M50 B25 (256S2)	10.91 - 08.95	2494	B	141 kW	204	34
5 (E34) 525 i	M20 B25 (256K1)	02.88 - 08.90	2494	B	125 kW	202	24
5 (E34) 525 td	M51 D25 (256T1)	03.93 - 08.95	2497	D	85 kW	200	10
5 (E34) 525 tds	M51 D25 (256T1)	09.91 - 08.95	2497	D	105 kW	200	10
5 (E34) 530 i V8	M60 B30 (308S1)	09.92 - 12.95	2997	B	160 kW	205	38
5 (E34) 530 i	M30 B30 (306KA)	01.88 - 04.90	2986	B	138 kW	209	69
5 (E34) 535 i	M30 B34 (346KB)	11.87 - 02.93	3430	B	155 kW	210	77
5 (E34) 540 i V8	M60 B40 (408S1)	09.92 - 12.95	3982	B	210 kW	210	72
5 (E34) M5	S38 B38 (386S1)	01.92 - 07.95	3795	B	250 kW	212	87
5 (E39) 520 d	M47 D20 (204D1)	02.00 - 06.03	1951	D	100 kW	204	32
5 (E39) 520 i	M52 B20 (206S3)	01.96 - 06.03	1990	B	110 kW	200	11
5 (E39) 520 i	M52 B20 (206S3)	01.96 - 06.03	1990	B	100 kW	200	11
5 (E39) 520 i	M52 B20 (206S4)	01.96 - 06.03	1990	B	110 kW	200	11
5 (E39) 520 i	M52 B20 (206S4)	01.96 - 06.03	1990	B	100 kW	200	11
5 (E39) 520 i	M54 B22 (226S1)	09.00 - 06.03	2171	B	125 kW	200	12
5 (E39) 520 i	M54 B22 (226S1)	09.00 - 06.03	2171	B	120 kW	200	12
5 (E39) 523 i	M52 B25 (256S3)	09.95 - 08.00	2494	B	125 kW	204	35
5 (E39) 523 i	M52 B25 (256S4)	09.95 - 08.00	2494	B	125 kW	204	35
5 (E39) 525 d	M57 D25 (256D1)	02.00 - 06.03	2497	D	120 kW	201	13
5 (E39) 525 i	M54 B25 (256S5)	09.00 - 06.03	2494	B	141 kW	204	35
5 (E39) 525 i	M54 B25 (256S5)	09.00 - 12.02	2494	B	137 kW	204	35
5 (E39) 525 td	M51 D25 (256T1)	01.97 - 06.03	2497	D	85 kW	200	10
5 (E39) 525 tds	M51 D25 (256T1)	01.96 - 06.03	2497	D	105 kW	200	10
5 (E39) 528 i	M52 B28 (286S1)	09.95 - 08.00	2793	B	142 kW	204	35
5 (E39) 528 i	M52 B28 (286S2)	09.95 - 08.00	2793	B	142 kW	204	35
5 (E39) 530 d	M57 D30 (306D1)	08.98 - 09.00	2926	D	135 kW	204	32
5 (E39) 530 d	M57 D30 (306D1)	09.98 - 06.03	2926	D	142 kW	204	32
5 (E39) 530 i	M54 B30 (306S3)	09.00 - 06.03	2979	B	170 kW	204	35
5 (E39) 530 i	M54 B30 (306S3)	09.00 - 06.03	2979	B	168 kW	204	35
5 (E39) 535 i	M62 B35 (358S1)	06.96 - 08.98	3498	B	173 kW	205	39
5 (E39) 535 i	M62 B35 (358S2)	06.96 - 08.98	3498	B	173 kW	205	39
5 (E39) 535 i	M62 B35 (358S2)	09.98 - 06.03	3498	B	180 kW	205	39
5 (E39) 540 i	M62 B44 (448S1)	03.96 - 06.03	4398	B	210 kW	211	79
5 (E39) 540 i	M62 B44 (448S2)	03.96 - 06.03	4398	B	210 kW	211	79
5 (E39) 540 i	M62 B44 (448S2)	01.02 - 06.03	4398	B	216 kW	211	79
5 (E39) M5	S62 B50 (508S1)	10.98 - 06.03	4941	B	294 kW	212	86
5 (E60) 520 d	M47 D20 (204D4)	09.05 - 12.09	1995	D	120 kW	204	32
5 (E60) 520 d	M47 D20 (204D4)	09.05 - 02.07	1995	D	110 kW	204	32
5 (E60) 520 d	N47 D20 A	09.05 - 12.09	1995	D	120 kW	206	47
5 (E60) 520 d	N47 D20 A	09.05 - 12.09	1995	D	120 kW	206	47
5 (E60) 520 d	N47 D20 A	09.07 - 12.09	1995	D	130 kW	206	47
5 (E60) 520 d	N47 D20 A	09.07 - 12.09	1995	D	125 kW	206	47
5 (E60) 520 d	N47 D20 C	09.05 - 12.09	1995	D	120 kW	206	47
5 (E60) 520 d	N47 D20 C	09.07 - 12.09	1995	D	130 kW	206	47
5 (E60) 520 i	M54 B22 (226S1)	07.03 - 03.10	2171	B	125 kW	200	12
5 (E60) 520 i	N43 B20 A	09.07 - 12.09	1995	B	125 kW	206	44
5 (E60) 520 i	N43 B20 A	12.06 - 03.10	1995	B	120 kW	206	44
5 (E60) 520 i	N46 B20 B	09.07 - 02.10	1995	B	115 kW	205	42
5 (E60) 523 i	N52 B25 A	10.04 - 02.07	2497	B	130 kW	201	17
5 (E60) 523 i	N52 B25 A	03.07 - 12.09	2497	B	140 kW	201	17
5 (E60) 523 i	N52 B25 BE	10.04 - 02.07	2497	B	130 kW	201	16
5 (E60) 523 i	N52 B25 BE	03.07 - 12.09	2497	B	140 kW	201	16
5 (E60) 523 i	N52 B25 B	10.04 - 02.07	2497	B	130 kW	201	16
5 (E60) 523 i	N53 B25 A	03.07 - 12.09	2497	B	140 kW	201	17
5 (E60) 523 i	N53 B25 A	03.07 - 12.09	2497	B	140 kW	201	17
5 (E60) 525 d xDrive	M57 D30 (306D3)	09.07 - 12.09	2993	D	145 kW	204	32















							
5 (E60) 525 d	M57 D25 (256D1)	12.04 - 03.10	2497	D	120 kW	201	13
5 (E60) 525 d	M57 D25 (256D2)	06.04 - 03.10	2497	D	130 kW	201	14
5 (E60) 525 d	M57 D25 (256D2)	12.04 - 03.10	2497	D	120 kW	201	14
5 (E60) 525 d	M57 D30 (306D3)	01.07 - 03.10	2993	D	145 kW	204	32
5 (E60) 525 i xDrive	N53 B30 A	09.08 - 03.10	2996	B	160 kW	208	56
5 (E60) 525 i	M54 B25 (256S5)	09.02 - 12.09	2494	B	137 kW	204	35
5 (E60) 525 i	M54 B25 (256S5)	09.03 - 02.05	2494	B	141 kW	204	35
5 (E60) 525 i	N52 B25 A	03.05 - 12.09	2497	B	160 kW	201	17
5 (E60) 525 i	N52 B25 A	07.05 - 03.10	2497	B	155 kW	201	17
5 (E60) 525 i	N52 B25 BF	03.05 - 12.09	2497	B	160 kW	201	16
5 (E60) 525 i	N52 B25 B	03.05 - 12.09	2497	B	160 kW	201	16
5 (E60) 525 i	N52 B30 A	03.05 - 03.07	2996	B	160 kW	207	54
5 (E60) 525 i	N53 B30 A	01.07 - 03.10	2996	B	160 kW	208	56
5 (E60) 525 i	N53 B30 A	01.07 - 03.10	2996	B	155 kW	208	56
5 (E60) 525 xd	M57 D30 (306D3)	11.06 - 08.07	2993	D	145 kW	204	32
5 (E60) 525 xi	N52 B25 A	04.05 - 02.07	2497	B	160 kW	201	17
5 (E60) 525 xi	N53 B30 A	03.07 - 12.09	2996	B	160 kW	208	56
5 (E60) 528 i xDrive	N52 B30 A	09.06 - 12.09	2996	B	172 kW	207	54
5 (E60) 528 i	N52 B30 A	03.07 - 12.09	2996	B	172 kW	207	54
5 (E60) 530 d xDrive	M57 D30 (306D3)	09.07 - 12.09	2993	D	173 kW	204	32
5 (E60) 530 d	M57 D30 (306D2)	09.02 - 09.05	2993	D	160 kW	204	32
5 (E60) 530 d	M57 D30 (306D2)	09.02 - 12.09	2993	D	155 kW	204	32
5 (E60) 530 d	M57 D30 (306D3)	09.05 - 03.07	2993	D	170 kW	204	32
5 (E60) 530 d	M57 D30 (306D3)	02.07 - 12.09	2993	D	173 kW	204	32
5 (E60) 530 d	M57 D30 (306D3)	09.02 - 12.09	2993	D	155 kW	204	32
5 (E60) 530 i xDrive	N52 B30 A	09.08 - 12.09	2996	B	200 kW	207	54
5 (E60) 530 i xDrive	N53 B30 A	09.08 - 12.09	2996	B	200 kW	208	56
5 (E60) 530 i	M54 B30 (306S3)	12.01 - 03.05	2979	B	170 kW	204	35
5 (E60) 530 i	M54 B30 (306S3)	01.04 - 12.05	2979	B	168 kW	204	35
5 (E60) 530 i	N52 B30 A	09.07 - 12.09	2996	B	168 kW	207	54
5 (E60) 530 i	N52 B30 A	03.05 - 03.07	2996	B	190 kW	207	54
5 (E60) 530 i	N52 B30 A	03.07 - 12.09	2996	B	200 kW	207	54
5 (E60) 530 i	N52 B30 A	03.05 - 03.10	2996	B	187 kW	207	54
5 (E60) 530 i	N52 B30 A	03.07 - 12.09	2996	B	200 kW	207	54
5 (E60) 530 i	N52 B30 BF	03.05 - 03.07	2996	B	190 kW	207	55
5 (E60) 530 i	N52 B30 BF	03.07 - 12.09	2996	B	200 kW	207	55
5 (E60) 530 i	N52 B30 B	03.05 - 03.07	2996	B	190 kW	207	55
5 (E60) 530 i	N52 B30 B	03.07 - 12.09	2996	B	200 kW	207	55
5 (E60) 530 i	N53 B30 A	03.07 - 12.09	2996	B	200 kW	208	56
5 (E60) 530 xd	M57 D30 (306D3)	02.05 - 02.07	2993	D	170 kW	204	32
5 (E60) 530 xd	M57 D30 (306D3)	03.07 - 08.07	2993	D	173 kW	204	32
5 (E60) 530 xi	N52 B30 A	09.04 - 02.07	2996	B	190 kW	207	54
5 (E60) 530 xi	N52 B30 A	02.07 - 08.08	2996	B	200 kW	207	54
5 (E60) 530 xi	N52 B30 A	03.07 - 10.09	2996	B	200 kW	207	54
5 (E60) 530 xi	N53 B30 A	02.07 - 08.08	2996	B	200 kW	208	56
5 (E60) 535 d	M57 D30 (306D4)	09.04 - 03.10	2993	D	200 kW	204	32
5 (E60) 535 d	M57 D30 (306D5)	01.07 - 03.10	2993	D	210 kW	204	32
5 (E60) 535 i xDrive	N54 B30 A	09.08 - 12.09	2979	B	224 kW	201	18
5 (E60) 535 i	N54 B30 A	04.06 - 12.09	2979	B	225 kW	201	18
5 (E60) 535 i	N54 B30 A	09.07 - 03.10	2979	B	224 kW	201	18
5 (E60) 535 xi	N54 B30 A	03.07 - 08.08	2979	B	225 kW	201	18
5 (E60) 545 i	N62 B44 A	09.03 - 08.05	4398	B	245 kW	210	76
5 (E60) 545 i	N62 B44 A	09.03 - 12.05	4398	B	242 kW	210	76
5 (E60) 550 i	N62 B48 A	09.05 - 12.09	4799	B	270 kW	211	81
5 (E60) 550 i	N62 B48 B	09.05 - 12.09	4799	B	270 kW	211	81
5 (E60) 550 i	N62 B48 B	09.05 - 03.10	4799	B	261 kW	211	81
5 (F10) 518 d	B47 D20 A	07.14 - 10.16	1995	D	110 kW	206	47
5 (F10) 518 d	B47 D20 A	07.13 - 10.16	1995	D	100 kW	206	47
5 (F10) 518 d	B47 D20 A	07.13 - 10.16	1995	D	100 kW	206	47
5 (F10) 518 d	B47 D20 A	10.13 - 10.16	1995	D	120 kW	206	47
5 (F10) 518 d	N47 D20 C	07.13 - 06.14	1995	D	105 kW	206	47
5 (F10) 518 d	N47 D20 C	07.13 - 10.16	1995	D	100 kW	206	47

			<b>ccm</b>		<b>kw</b>		<b>1</b> POS
5 (F10) 520 d xDrive	B47 D20 A	07.14 - 10.16	1995	D	140 kW	206	47
5 (F10) 520 d xDrive	B47 D20 A	10.13 - 10.16	1995	D	120 kW	206	47
5 (F10) 520 d xDrive	B47 D20 A	10.13 - 10.16	1995	D	155 kW	206	47
5 (F10) 520 d xDrive	B47 D20 A	07.14 - 10.16	1995	D	151 kW	206	47
5 (F10) 520 d xDrive	N47 D20 C	07.13 - 06.14	1995	D	135 kW	206	47
5 (F10) 520 d xDrive	N47 D20 C	10.13 - 10.16	1995	D	120 kW	206	47
5 (F10) 520 d xDrive	N47 D20 C	01.13 - 06.14	1995	D	147 kW	206	47
5 (F10) 520 d xDrive	N47 D20 C	01.13 - 06.14	1995	D	100 kW	206	47
5 (F10) 520 d	B47 D20 A	07.14 - 10.16	1995	D	140 kW	206	47
5 (F10) 520 d	B47 D20 A	06.10 - 10.16	1995	D	120 kW	206	47
5 (F10) 520 d	B47 D20 A	10.13 - 10.16	1995	D	155 kW	206	47
5 (F10) 520 d	B47 D20 A	07.14 - 10.16	1995	D	151 kW	206	47
5 (F10) 520 d	N47 D20 C	06.10 - 06.14	1995	D	135 kW	206	47
5 (F10) 520 d	N47 D20 C	06.10 - 10.16	1995	D	120 kW	206	47
5 (F10) 520 d	N47 D20 C	06.10 - 06.14	1995	D	147 kW	206	47
5 (F10) 520 d	N47 D20 C	01.13 - 06.14	1995	D	100 kW	206	47
5 (F10) 520 i	N20 B20 A	09.11 - 10.16	1997	B	120 kW	205	40
5 (F10) 520 i	N20 B20 A	02.11 - 10.16	1997	B	135 kW	205	40
5 (F10) 520 i	N20 B20 B	09.11 - 10.16	1997	B	120 kW	205	40
5 (F10) 520 i	N20 B20 B	02.11 - 10.16	1997	B	135 kW	205	40
5 (F10) 523 i	N52 B25 AF	01.10 - 08.11	2497	B	150 kW	201	16
5 (F10) 523 i	N52 B25 A	01.10 - 08.11	2497	B	150 kW	201	17
5 (F10) 523 i	N52 B25 BF	01.10 - 08.11	2497	B	150 kW	201	16
5 (F10) 523 i	N52 B25 B	01.10 - 08.11	2497	B	150 kW	201	16
5 (F10) 523 i	N53 B30 A	06.09 - 08.11	2996	B	150 kW	208	56
5 (F10) 523 i	N53 B30 A	01.10 - 08.11	2996	B	155 kW	208	56
5 (F10) 525 d xDrive	N47 D20 D	09.11 - 10.16	1995	D	155 kW	206	47
5 (F10) 525 d xDrive	N47 D20 D	09.11 - 10.16	1995	D	160 kW	206	47
5 (F10) 525 d	N47 D20 D	09.11 - 10.16	1995	D	155 kW	206	47
5 (F10) 525 d	N47 D20 D	09.11 - 10.16	1995	D	160 kW	206	47
5 (F10) 525 d	N57 D30 A	03.10 - 08.11	2993	D	150 kW	206	47
5 (F10) 528 i xDrive	N20 B20 A	09.11 - 10.16	1997	B	180 kW	205	40
5 (F10) 528 i	N20 B20 A	09.11 - 10.16	1997	B	180 kW	205	40
5 (F10) 528 i	N20 B20 A	10.14 - 10.16	1997	B	160 kW	205	40
5 (F10) 528 i	N52 B30 A	10.09 - 08.11	2996	B	179 kW	207	54
5 (F10) 528 i	N53 B30 A	03.10 - 08.11	2996	B	190 kW	208	56
5 (F10) 530 d xDrive	N57 D30 A	03.11 - 10.16	2993	D	190 kW	206	47
5 (F10) 530 d xDrive	N57 D30 A	03.11 - 10.16	2993	D	210 kW	206	47
5 (F10) 530 d	N57 D30 A	09.11 - 10.16	2993	D	190 kW	206	47
5 (F10) 530 d	N57 D30 A	01.10 - 08.11	2993	D	180 kW	206	47
5 (F10) 530 d	N57 D30 A	09.10 - 10.16	2993	D	210 kW	206	47
5 (F10) 530 i	N52 B30 AF	03.10 - 06.13	2996	B	190 kW	207	55
5 (F10) 530 i	N52 B30 A	03.10 - 06.13	2996	B	190 kW	207	54
5 (F10) 530 i	N52 B30 BF	03.10 - 06.13	2996	B	190 kW	207	55
5 (F10) 530 i	N53 B30 A	05.11 - 06.13	2996	B	200 kW	208	56
5 (F10) 535 d xDrive	N57 D30 B	09.11 - 10.16	2993	D	230 kW	206	47
5 (F10) 535 d	N57 D30 B	09.11 - 10.16	2993	D	230 kW	206	47
5 (F10) 535 d	N57 D30 B	09.10 - 08.11	2993	D	220 kW	206	47
5 (F10) 535 i xDrive	N55 B30 A	09.10 - 10.16	2979	B	225 kW	202	19
5 (F10) 535 i xDrive	N55 B30 A	07.13 - 10.16	2979	B	240 kW	202	19
5 (F10) 535 i	N55 B30 A	01.10 - 10.16	2979	B	225 kW	202	19
5 (F10) 535 i	N55 B30 A	01.09 - 10.16	2979	B	224 kW	202	19
5 (F10) 535 i	N55 B30 A	07.13 - 10.16	2979	B	240 kW	202	19
5 (F10) 550 i xDrive	N63 B44 A	08.10 - 06.13	4395	B	300 kW	210	73
5 (F10) 550 i xDrive	N63 B44 A	09.12 - 06.13	4395	B	298 kW	210	73
5 (F10) 550 i xDrive	N63 B44 B	07.13 - 10.16	4395	B	330 kW	210	73
5 (F10) 550 i xDrive	N63 B44 B	08.13 - 10.16	4395	B	332 kW	210	73
5 (F10) 550 i	N63 B44 A	03.10 - 06.13	4395	B	300 kW	210	73
5 (F10) 550 i	N63 B44 A	09.10 - 06.13	4395	B	298 kW	210	73
5 (F10) 550 i	N63 B44 B	03.10 - 06.13	4395	B	300 kW	210	73
5 (F10) 550 i	N63 B44 B	07.13 - 10.16	4395	B	330 kW	210	73
5 (F10) 550 i	N63 B44 B	07.13 - 10.16	4395	B	332 kW	210	73

















							
5 (F10) ActiveHybrid	N55 B30 A	12.11 - 10.16	2979	E	250 kW	202	19
5 (F10) M 550 d xDrive	N57 D30 C	03.12 - 10.16	2993	D	280 kW	206	47
5 (G30, F90) 520 E PLUG-IN-HYBRID	B48 B20 A	03.21	1998	B/E	120 kW	201	15
5 (G30, F90) 520 d xDrive	B47 D20 A	09.16	1995	D	140 kW	206	47
5 (G30, F90) 520 d xDrive	B47 D20 A	09.16	1995	D	120 kW	206	47
5 (G30, F90) 520 d	B47 D20 A	09.16	1995	D	140 kW	206	47
5 (G30, F90) 520 d	B47 D20 A	09.16	1995	D	120 kW	206	47
5 (G30, F90) 520 i Mild-Hybrid	B48 B20 A	07.20	1998	B/E	135 kW	201	15
5 (G30, F90) 520 i Mild-Hybrid	B48 B20 A	07.20	1998	B/E	120 kW	201	15
5 (G30, F90) 520 i	B48 B20 A	07.17 - 06.22	1998	B	135 kW	201	15
5 (G30, F90) 520 i	B48 B20 A	07.17 - 06.20	1998	B	120 kW	201	15
5 (G30, F90) 520 i	B48 B20 A	07.17 - 06.20	1998	B	155 kW	201	15
5 (G30, F90) 520 i	B48 B20 B	07.17 - 06.22	1998	B	135 kW	201	15
5 (G30, F90) 520 i	B48 B20 B	07.17 - 06.20	1998	B	120 kW	201	15
5 (G30, F90) 520 i	B48 B20 B	07.17 - 06.20	1998	B	155 kW	201	15
5 (G30, F90) 530 d Mild-Hybrid xDrive	B57 D30 B	07.20	2993	D	210 kW	202	20
5 (G30, F90) 530 d Mild-Hybrid xDrive	B57 D30 B	07.20	2993	D	183 kW	202	20
5 (G30, F90) 530 d Mild-Hybrid	B57 D30 B	07.20	2993	D	210 kW	202	20
5 (G30, F90) 530 d Mild-Hybrid	B57 D30 B	07.20	2993	D	183 kW	202	20
5 (G30, F90) 530 d xDrive	B57 D30 A	09.16 - 06.20	2993	D	195 kW	202	20
5 (G30, F90) 530 d xDrive	B57 D30 A	09.16 - 06.20	2993	D	183 kW	202	20
5 (G30, F90) 530 d	B57 D30 A	09.16 - 06.20	2993	D	195 kW	202	20
5 (G30, F90) 530 e Plug-in-Hybrid xDrive	B48 B20 A	03.17 - 06.20	1998	E	185 kW	201	15
5 (G30, F90) 530 e Plug-in-Hybrid xDrive	B48 B20 A	07.19 - 06.20	1998	E	170 kW	201	15
5 (G30, F90) 530 e Plug-in-Hybrid xDrive	B48 B20 A	07.20	1998	E	215 kW	201	15
5 (G30, F90) 530 e Plug-in-Hybrid xDrive	B48 B20 A	07.20	1998	E	200 kW	201	15
5 (G30, F90) 530 e Plug-in-Hybrid xDrive	B48 B20 B	03.17 - 06.20	1998	E	185 kW	201	15
5 (G30, F90) 530 e Plug-in-Hybrid	B48 B20 A	03.17 - 06.20	1998	B	185 kW	201	15
5 (G30, F90) 530 e Plug-in-Hybrid	B48 B20 A	07.19 - 06.20	1998	B/E	170 kW	201	15
5 (G30, F90) 530 e Plug-in-Hybrid	B48 B20 A	07.20	1998	E	215 kW	201	15
5 (G30, F90) 530 e Plug-in-Hybrid	B48 B20 A	07.20	1998	B	200 kW	201	15
5 (G30, F90) 530 e Plug-in-Hybrid	B48 B20 B	03.17 - 06.20	1998	B	185 kW	201	15
5 (G30, F90) 530 i Mild-Hybrid xDrive	B48 B20 B	07.20	1998	E	185 kW	201	15
5 (G30, F90) 530 i Mild-Hybrid xDrive	B48 B20 B	05.22	1998	B	180 kW	201	15
5 (G30, F90) 530 i Mild-Hybrid	B48 B20 B	07.20	1998	B	185 kW	201	15
5 (G30, F90) 530 i Mild-Hybrid	B48 B20 B	05.22	1998	B	180 kW	201	15
5 (G30, F90) 530 i xDrive	B48 B20 B	09.16 - 12.22	1998	B	185 kW	201	15
5 (G30, F90) 530 i xDrive	B48 B20 B	09.16	1998	B	183 kW	201	15
5 (G30, F90) 530 i xDrive	B48 B20 B	05.22	1998	B	180 kW	201	15
5 (G30, F90) 530 i	B48 B20 B	09.16 - 12.22	1998	B	185 kW	201	15
5 (G30, F90) 530 i	B48 B20 B	05.22	1998	B	180 kW	201	15
5 (G30, F90) 540 d Mild-Hybrid xDrive	B57 D30 B	07.20	2993	E	250 kW	202	20
5 (G30, F90) 540 d xDrive	B57 D30 A	07.17 - 06.20	2993	D	235 kW	202	20
5 (G30, F90) 540 d xDrive	B57 D30 B	07.17 - 06.20	2993	D	235 kW	202	20
5 (G30, F90) 540 i xDrive	B58 B30 A	09.16 - 12.22	2998	B	250 kW	201	15
5 (G30, F90) 540 i xDrive	B58 B30 A	09.16 - 06.20	2998	B	265 kW	201	15
5 (G30, F90) 540 i	B58 B30 A	09.16 - 12.22	2998	B	250 kW	201	15
5 (G30, F90) 540 i	B58 B30 A	09.16 - 06.20	2998	B	265 kW	201	15
5 (G30, F90) M 550 d xDrive	B57 D30 C	06.17	2993	D	294 kW	202	20
5 (G30, F90) M 550 i xDrive	N63 B44 C	03.17 - 06.19	4395	B	340 kW	210	73
5 Gran Turismo (F07) 520 d	N47 D20 C	04.11 - 02.17	1995	D	135 kW	206	47
5 Gran Turismo (F07) 520 d	N47 D20 C	07.12 - 06.13	1995	D	120 kW	206	47
5 Gran Turismo (F07) 520 d	N47 D20 C	07.13 - 02.17	1995	D	100 kW	206	47
5 Gran Turismo (F07) 528 i	N20 B20 A	07.13 - 02.17	1997	B	180 kW	205	40
5 Gran Turismo (F07) 530 d xDrive	N57 D30 A	06.10 - 06.12	2993	D	180 kW	206	47
5 Gran Turismo (F07) 530 d xDrive	N57 D30 A	07.12 - 02.17	2993	D	190 kW	206	47
5 Gran Turismo (F07) 530 d	N57 D30 A	09.10 - 02.17	2993	D	155 kW	206	47
5 Gran Turismo (F07) 530 d	N57 D30 A	08.09 - 06.12	2993	D	180 kW	206	47
5 Gran Turismo (F07) 530 d	N57 D30 A	07.12 - 02.17	2993	D	190 kW	206	47
5 Gran Turismo (F07) 535 d xDrive	N57 D30 B	03.10 - 06.12	2993	D	220 kW	206	47
5 Gran Turismo (F07) 535 d xDrive	N57 D30 B	07.12 - 02.17	2993	D	230 kW	206	47
5 Gran Turismo (F07) 535 d	N57 D30 B	03.10 - 06.12	2993	D	220 kW	206	47

			<b>ccm</b>		<b>kw</b>		<b>1</b>	<b>POS</b>
5 Gran Turismo (F07) 535 d	N57 D30 B	07.12 - 02.17	2993	D	230 kW	206	47	
5 Gran Turismo (F07) 535 i xDrive	N55 B30 A	09.10 - 02.17	2979	B	225 kW	202	19	
5 Gran Turismo (F07) 535 i xDrive	N55 B30 A	09.10 - 02.17	2979	B	224 kW	202	19	
5 Gran Turismo (F07) 535 i	N55 B30 A	01.09 - 02.17	2979	B	225 kW	202	19	
5 Gran Turismo (F07) 550 i xDrive	N63 B44 A	06.10 - 06.12	4395	B	300 kW	210	73	
5 Gran Turismo (F07) 550 i xDrive	N63 B44 B	07.12 - 02.17	4395	B	330 kW	210	73	
5 Gran Turismo (F07) 550 i	N63 B44 A	08.09 - 06.12	4395	B	300 kW	210	73	
5 Gran Turismo (F07) 550 i	N63 B44 A	07.12 - 02.17	4395	B	330 kW	210	73	
5 Gran Turismo (F07) 550 i	N63 B44 B	07.12 - 02.17	4395	B	330 kW	210	73	
5 Touring (E34) 518 g	M43 B18 (184E2)	02.96 - 07.96	1796	B/G	85 kW	203	31	
5 Touring (E34) 518 i	M40 B18 (184E1)	04.93 - 04.94	1796	B	83 kW	203	27	
5 Touring (E34) 518 i	M43 B18 (184E2)	04.93 - 04.94	1796	B	83 kW	203	31	
5 Touring (E34) 518 i	M43 B18 (184E2)	05.94 - 07.96	1796	B	85 kW	203	31	
5 Touring (E34) 520 i	M50 B20 (206S1)	07.91 - 07.96	1990	B	110 kW	200	8	
5 Touring (E34) 520 i	M50 B20 (206S2)	07.91 - 07.96	1990	B	110 kW	200	9	
5 Touring (E34) 525 i	M50 B25 (256S1)	07.91 - 07.96	2494	B	141 kW	204	33	
5 Touring (E34) 525 i	M50 B25 (256S2)	07.91 - 07.96	2494	B	141 kW	204	34	
5 Touring (E34) 525 ix	M50 B25 (256S1)	01.92 - 03.96	2494	B	141 kW	204	33	
5 Touring (E34) 525 ix	M50 B25 (256S2)	01.92 - 03.96	2494	B	141 kW	204	34	
5 Touring (E34) 525 td	M51 D25 (256T1)	03.93 - 07.96	2497	D	85 kW	200	10	
5 Touring (E34) 525 tds	M51 D25 (256T1)	12.91 - 07.96	2497	D	105 kW	200	10	
5 Touring (E34) 530 i	M60 B30 (308S1)	09.92 - 07.96	2997	B	160 kW	205	38	
5 Touring (E34) 540 i	M60 B40 (408S1)	09.93 - 07.96	3982	B	210 kW	210	72	
5 Touring (E34) M5	S38 B38 (386S1)	04.92 - 07.95	3795	B	250 kW	212	87	
5 Touring (E39) 520 d	M47 D20 (204D1)	02.00 - 09.03	1951	D	100 kW	204	32	
5 Touring (E39) 520 i	M52 B20 (206S3)	03.97 - 08.01	1990	B	110 kW	200	11	
5 Touring (E39) 520 i	M52 B20 (206S3)	03.97 - 08.01	1990	B	100 kW	200	11	
5 Touring (E39) 520 i	M52 B20 (206S4)	03.97 - 08.01	1990	B	110 kW	200	11	
5 Touring (E39) 520 i	M52 B20 (206S4)	03.97 - 08.01	1990	B	100 kW	200	11	
5 Touring (E39) 520 i	M54 B22 (226S1)	09.00 - 12.03	2171	B	125 kW	200	12	
5 Touring (E39) 520 i	M54 B22 (226S1)	09.00 - 12.03	2171	B	120 kW	200	12	
5 Touring (E39) 523 i	M52 B25 (256S3)	03.97 - 08.00	2494	B	125 kW	204	35	
5 Touring (E39) 523 i	M52 B25 (256S4)	03.97 - 08.00	2494	B	125 kW	204	35	
5 Touring (E39) 523 i	M52 B25 (256S4)	09.98 - 08.00	2494	B	120 kW	204	35	
5 Touring (E39) 525 d	M57 D25 (256D1)	02.00 - 05.04	2497	D	120 kW	201	13	
5 Touring (E39) 525 i	M54 B25 (256S5)	09.00 - 05.04	2494	B	141 kW	204	35	
5 Touring (E39) 525 i	M54 B25 (256S5)	09.00 - 12.03	2494	B	137 kW	204	35	
5 Touring (E39) 525 tds	M51 D25 (256T1)	03.97 - 05.04	2497	D	105 kW	200	10	
5 Touring (E39) 528 i	M52 B28 (286S1)	11.96 - 08.00	2793	B	142 kW	204	35	
5 Touring (E39) 528 i	M52 B28 (286S2)	11.96 - 08.00	2793	B	142 kW	204	35	
5 Touring (E39) 530 d	M57 D30 (306D1)	08.98 - 09.00	2926	D	135 kW	204	32	
5 Touring (E39) 530 d	M57 D30 (306D1)	09.00 - 05.04	2926	D	142 kW	204	32	
5 Touring (E39) 530 i	M54 B30 (306S3)	09.00 - 06.04	2979	B	170 kW	204	35	
5 Touring (E39) 540 i	M62 B44 (448S1)	04.97 - 12.03	4398	B	210 kW	211	79	
5 Touring (E39) 540 i	M62 B44 (448S2)	04.97 - 12.03	4398	B	210 kW	211	79	
5 Touring (E61) 520 d	M47 D20 (204D4)	04.05 - 05.10	1995	D	120 kW	204	32	
5 Touring (E61) 520 d	M47 D20 (204D4)	09.05 - 02.07	1995	D	110 kW	204	32	
5 Touring (E61) 520 d	N47 D20 A	04.05 - 05.10	1995	D	120 kW	206	47	
5 Touring (E61) 520 d	N47 D20 A	04.05 - 05.10	1995	D	120 kW	206	47	
5 Touring (E61) 520 d	N47 D20 A	09.05 - 02.07	1995	D	110 kW	206	47	
5 Touring (E61) 520 d	N47 D20 A	09.07 - 05.10	1995	D	130 kW	206	47	
5 Touring (E61) 520 d	N47 D20 C	04.05 - 05.10	1995	D	120 kW	206	47	
5 Touring (E61) 520 d	N47 D20 C	09.05 - 02.07	1995	D	110 kW	206	47	
5 Touring (E61) 520 d	N47 D20 C	09.07 - 05.10	1995	D	130 kW	206	47	
5 Touring (E61) 520 i	N43 B20 A	09.07 - 12.10	1995	B	125 kW	206	44	
5 Touring (E61) 520 i	N43 B20 A	07.07 - 08.10	1995	B	120 kW	206	44	
5 Touring (E61) 523 i	N52 B25 A	10.04 - 02.07	2497	B	130 kW	201	17	
5 Touring (E61) 523 i	N52 B25 A	03.07 - 01.10	2497	B	140 kW	201	17	
5 Touring (E61) 523 i	N52 B25 BE	10.04 - 02.07	2497	B	130 kW	201	16	
5 Touring (E61) 523 i	N52 B25 B	10.04 - 02.07	2497	B	130 kW	201	16	
5 Touring (E61) 523 i	N53 B25 A	03.07 - 01.10	2497	B	140 kW	201	17	
5 Touring (E61) 523 i	N53 B25 A	01.07 - 12.10	2497	B	140 kW	201	17	















							
5 Touring (E61) 525 d xDrive	M57 D30 (306D3)	09.08 - 05.10	2993	D	145 kW	204	32
5 Touring (E61) 525 d	M57 D25 (256D2)	03.04 - 03.07	2497	D	130 kW	201	14
5 Touring (E61) 525 d	M57 D25 (256D2)	03.04 - 03.07	2497	D	120 kW	201	14
5 Touring (E61) 525 d	M57 D30 (306D3)	03.07 - 05.10	2993	D	145 kW	204	32
5 Touring (E61) 525 i xDrive	N53 B30 A	09.08 - 12.10	2996	B	160 kW	208	56
5 Touring (E61) 525 i	M54 B25 (256S5)	06.04 - 12.10	2494	B	141 kW	204	35
5 Touring (E61) 525 i	N52 B25 A	03.05 - 05.10	2497	B	160 kW	201	17
5 Touring (E61) 525 i	N52 B25 A	03.05 - 05.10	2497	B	155 kW	201	17
5 Touring (E61) 525 i	N52 B25 BF	03.05 - 05.10	2497	B	160 kW	201	16
5 Touring (E61) 525 i	N52 B25 B	03.05 - 05.10	2497	B	160 kW	201	16
5 Touring (E61) 525 i	N53 B30 A	01.07 - 12.10	2996	B	160 kW	208	56
5 Touring (E61) 525 i	N53 B30 A	01.07 - 12.10	2996	B	155 kW	208	56
5 Touring (E61) 525 xd	M57 D30 (306D3)	09.07 - 09.08	2993	D	145 kW	204	32
5 Touring (E61) 525 xi	N52 B25 A	07.05 - 12.10	2497	B	160 kW	201	17
5 Touring (E61) 525 xi	N52 B30 A	09.05 - 12.10	2996	B	160 kW	207	54
5 Touring (E61) 525 xi	N53 B30 A	09.05 - 12.10	2996	B	160 kW	208	56
5 Touring (E61) 530 d xDrive	M57 D30 (306D3)	09.07 - 05.10	2993	D	173 kW	204	32
5 Touring (E61) 530 d	M57 D30 (306D2)	03.04 - 09.05	2993	D	160 kW	204	32
5 Touring (E61) 530 d	M57 D30 (306D2)	03.04 - 05.10	2993	D	155 kW	204	32
5 Touring (E61) 530 d	M57 D30 (306D3)	02.05 - 02.07	2993	D	170 kW	204	32
5 Touring (E61) 530 d	M57 D30 (306D3)	02.07 - 05.10	2993	D	173 kW	204	32
5 Touring (E61) 530 d	M57 D30 (306D3)	03.04 - 05.10	2993	D	155 kW	204	32
5 Touring (E61) 530 i xDrive	N52 B30 A	09.08 - 05.10	2996	B	200 kW	207	54
5 Touring (E61) 530 i xDrive	N53 B30 A	09.08 - 05.10	2996	B	200 kW	208	56
5 Touring (E61) 530 i	N52 B30 A	09.04 - 02.07	2996	B	190 kW	207	54
5 Touring (E61) 530 i	N52 B30 A	01.07 - 12.10	2996	B	200 kW	207	54
5 Touring (E61) 530 i	N52 B30 A	09.06 - 03.10	2996	B	200 kW	207	54
5 Touring (E61) 530 i	N52 B30 BF	09.04 - 02.07	2996	B	190 kW	207	55
5 Touring (E61) 530 i	N52 B30 B	09.04 - 02.07	2996	B	190 kW	207	55
5 Touring (E61) 530 i	N53 B30 A	01.07 - 12.10	2996	B	200 kW	208	56
5 Touring (E61) 530 xd	M57 D30 (306D3)	02.05 - 02.07	2993	D	170 kW	204	32
5 Touring (E61) 530 xd	M57 D30 (306D3)	03.07 - 08.07	2993	D	173 kW	204	32
5 Touring (E61) 530 xi	N52 B30 A	04.05 - 02.07	2996	B	190 kW	207	54
5 Touring (E61) 530 xi	N52 B30 A	03.07 - 05.10	2996	B	200 kW	207	54
5 Touring (E61) 530 xi	N53 B30 A	03.07 - 05.10	2996	B	200 kW	208	56
5 Touring (E61) 530 xi	N53 B30 A	09.06 - 09.08	2996	B	200 kW	208	56
5 Touring (E61) 535 d	M57 D30 (306D4)	09.04 - 12.10	2993	D	200 kW	204	32
5 Touring (E61) 535 d	M57 D30 (306D5)	01.07 - 12.10	2993	D	210 kW	204	32
5 Touring (E61) 535 xi	N54 B30 A	03.07 - 05.10	2979	B	224 kW	201	18
5 Touring (E61) 545 i	N62 B44 A	06.04 - 12.10	4398	B	245 kW	210	76
5 Touring (E61) 550 i	N62 B48 A	07.05 - 12.10	4799	B	270 kW	211	81
5 Touring (E61) 550 i	N62 B48 B	07.05 - 12.10	4799	B	270 kW	211	81
5 Touring (F11) 518 d	B47 D20 A	07.14 - 02.17	1995	D	110 kW	206	47
5 Touring (F11) 518 d	B47 D20 A	07.13 - 02.17	1995	D	100 kW	206	47
5 Touring (F11) 518 d	B47 D20 A	07.14 - 02.17	1995	D	100 kW	206	47
5 Touring (F11) 518 d	N47 D20 C	07.13 - 06.14	1995	D	105 kW	206	47
5 Touring (F11) 518 d	N47 D20 C	07.13 - 02.17	1995	D	100 kW	206	47
5 Touring (F11) 520 d xDrive	B47 D20 A	07.14 - 02.17	1995	D	140 kW	206	47
5 Touring (F11) 520 d xDrive	B47 D20 A	07.14 - 02.17	1995	D	120 kW	206	47
5 Touring (F11) 520 d xDrive	B47 D20 A	07.14 - 02.17	1995	D	155 kW	206	47
5 Touring (F11) 520 d xDrive	B47 D20 A	07.14 - 02.17	1995	D	151 kW	206	47
5 Touring (F11) 520 d xDrive	N47 D20 C	07.13 - 06.14	1995	D	135 kW	206	47
5 Touring (F11) 520 d xDrive	N47 D20 C	07.14 - 02.17	1995	D	120 kW	206	47
5 Touring (F11) 520 d xDrive	N47 D20 C	07.13 - 06.14	1995	D	147 kW	206	47
5 Touring (F11) 520 d xDrive	N47 D20 C	07.13 - 06.14	1995	D	100 kW	206	47
5 Touring (F11) 520 d	B47 D20 A	07.14 - 02.17	1995	D	140 kW	206	47
5 Touring (F11) 520 d	B47 D20 A	06.10 - 02.17	1995	D	120 kW	206	47
5 Touring (F11) 520 d	B47 D20 A	07.14 - 02.17	1995	D	155 kW	206	47
5 Touring (F11) 520 d	B47 D20 A	06.10 - 06.14	1995	D	100 kW	206	47
5 Touring (F11) 520 d	B47 D20 A	07.14 - 02.17	1995	D	151 kW	206	47
5 Touring (F11) 520 d	N47 D20 C	06.10 - 06.14	1995	D	135 kW	206	47
5 Touring (F11) 520 d	N47 D20 C	06.10 - 02.17	1995	D	120 kW	206	47










			<b>ccm</b>		<b>kw</b>		<b>1</b>	<b>POS</b>
5 Touring (F11) 520 d	N47 D20 C	06.10 - 06.14	1995	D	147 kW	206	47	
5 Touring (F11) 520 d	N47 D20 C	06.10 - 06.14	1995	D	100 kW	206	47	
5 Touring (F11) 520 i	N20 B20 A	10.10 - 02.17	1997	B	135 kW	205	40	
5 Touring (F11) 520 i	N20 B20 A	09.11 - 02.17	1997	B	120 kW	205	40	
5 Touring (F11) 520 i	N20 B20 B	10.10 - 02.17	1997	B	135 kW	205	40	
5 Touring (F11) 520 i	N20 B20 B	09.11 - 02.17	1997	B	120 kW	205	40	
5 Touring (F11) 523 i	N52 B25 AF	11.09 - 08.11	2497	B	150 kW	201	16	
5 Touring (F11) 523 i	N52 B25 A	11.09 - 08.11	2497	B	150 kW	201	17	
5 Touring (F11) 523 i	N52 B25 B	11.09 - 08.11	2497	B	150 kW	201	16	
5 Touring (F11) 523 i	N53 B30 A	11.09 - 08.11	2996	B	150 kW	208	56	
5 Touring (F11) 525 d xDrive	B47 D20 A	07.13 - 02.17	1995	D	155 kW	206	47	
5 Touring (F11) 525 d xDrive	N47 D20 D	07.13 - 02.17	1995	D	160 kW	206	47	
5 Touring (F11) 525 d xDrive	N47 D20 D	07.13 - 02.17	1995	D	155 kW	206	47	
5 Touring (F11) 525 d	B47 D20 A	09.11 - 02.17	1995	D	155 kW	206	47	
5 Touring (F11) 525 d	N47 D20 D	09.11 - 02.17	1995	D	160 kW	206	47	
5 Touring (F11) 525 d	N47 D20 D	09.11 - 02.17	1995	D	155 kW	206	47	
5 Touring (F11) 525 d	N57 D30 A	09.10 - 08.11	2993	D	150 kW	206	47	
5 Touring (F11) 528 i xDrive	N20 B20 A	09.11 - 02.17	1997	B	180 kW	205	40	
5 Touring (F11) 528 i	N20 B20 A	09.11 - 02.17	1997	B	180 kW	205	40	
5 Touring (F11) 528 i	N53 B30 A	11.09 - 08.11	2996	B	190 kW	208	56	
5 Touring (F11) 530 d xDrive	N57 D30 A	03.11 - 02.17	2993	D	190 kW	206	47	
5 Touring (F11) 530 d xDrive	N57 D30 A	03.11 - 02.17	2993	D	210 kW	206	47	
5 Touring (F11) 530 d	N57 D30 A	09.11 - 02.17	2993	D	190 kW	206	47	
5 Touring (F11) 530 d	N57 D30 A	06.10 - 08.11	2993	D	180 kW	206	47	
5 Touring (F11) 530 d	N57 D30 A	09.11 - 02.17	2993	D	210 kW	206	47	
5 Touring (F11) 530 i	N52 B30 AF	03.10 - 05.13	2996	B	190 kW	207	55	
5 Touring (F11) 530 i	N52 B30 A	03.10 - 05.13	2996	B	190 kW	207	54	
5 Touring (F11) 530 i	N53 B30 A	07.11 - 06.13	2996	B	200 kW	208	56	
5 Touring (F11) 535 d xDrive	N57 D30 B	09.11 - 02.17	2993	D	230 kW	206	47	
5 Touring (F11) 535 d	N57 D30 B	09.11 - 02.17	2993	D	230 kW	206	47	
5 Touring (F11) 535 d	N57 D30 B	09.10 - 08.11	2993	D	220 kW	206	47	
5 Touring (F11) 535 i xDrive	N55 B30 A	09.11 - 02.17	2979	B	225 kW	202	19	
5 Touring (F11) 535 i xDrive	N55 B30 A	07.13 - 02.17	2979	B	240 kW	202	19	
5 Touring (F11) 535 i	N55 B30 A	06.10 - 02.17	2979	B	225 kW	202	19	
5 Touring (F11) 535 i	N55 B30 A	07.13 - 02.17	2979	B	240 kW	202	19	
5 Touring (F11) 550 i	N63 B44 A	09.10 - 06.13	4395	B	300 kW	210	73	
5 Touring (F11) 550 i	N63 B44 B	07.13 - 02.17	4395	B	330 kW	210	73	
5 Touring (F11) M 550 d xDrive	N57 D30 C	03.12 - 02.17	2993	D	280 kW	206	47	
5 Touring (G31) 520 E PLUG-IN-HYBRID	B48 B20 A	03.21	1998	B/E	150 kW	201	15	
5 Touring (G31) 520 d xDrive	B47 D20 A	07.17	1995	D	140 kW	206	47	
5 Touring (G31) 520 d xDrive	B47 D20 A	07.17	1995	D	120 kW	206	47	
5 Touring (G31) 520 d	B47 D20 A	03.17	1995	D	140 kW	206	47	
5 Touring (G31) 520 d	B47 D20 A	03.17	1995	D	120 kW	206	47	
5 Touring (G31) 520 i Mild-Hybrid	B48 B20 A	07.20	1998	B/E	135 kW	201	15	
5 Touring (G31) 520 i Mild-Hybrid	B48 B20 A	07.20	1998	B/E	120 kW	201	15	
5 Touring (G31) 520 i	B48 B20 A	07.17 - 06.20	1998	B	135 kW	201	15	
5 Touring (G31) 520 i	B48 B20 A	07.17 - 06.20	1998	B	120 kW	201	15	
5 Touring (G31) 520 i	B48 B20 A	07.17 - 06.20	1998	B	155 kW	201	15	
5 Touring (G31) 530 d Mild-Hybrid xDrive	B57 D30 B	07.20	2993	D	210 kW	202	20	
5 Touring (G31) 530 d Mild-Hybrid xDrive	B57 D30 B	07.20	2993	D	183 kW	202	20	
5 Touring (G31) 530 d Mild-Hybrid	B57 D30 B	07.20	2993	D	210 kW	202	20	
5 Touring (G31) 530 d Mild-Hybrid	B57 D30 B	07.20	2993	D	183 kW	202	20	
5 Touring (G31) 530 d xDrive	B57 D30 A	03.17 - 06.20	2993	D	195 kW	202	20	
5 Touring (G31) 530 d	B57 D30 A	03.17 - 06.20	2993	D	195 kW	202	20	
5 Touring (G31) 530 e Plug-in-Hybrid xDrive	B48 B20 A	11.20	1998	B/E	215 kW	201	15	
5 Touring (G31) 530 e Plug-in-Hybrid xDrive	B48 B20 A	11.20	1998	E	200 kW	201	15	
5 Touring (G31) 530 e Plug-in-Hybrid	B48 B20 A	11.20	1998	B	215 kW	201	15	
5 Touring (G31) 530 e Plug-in-Hybrid	B48 B20 A	11.20	1998	B	200 kW	201	15	
5 Touring (G31) 530 i Mild-Hybrid xDrive	B48 B20 B	07.20	1998	B	185 kW	201	15	
5 Touring (G31) 530 i Mild-Hybrid xDrive	B48 B20 B	07.22	1998	B	180 kW	201	15	
5 Touring (G31) 530 i Mild-Hybrid	B48 B20 B	07.20	1998	B	185 kW	201	15	
5 Touring (G31) 530 i Mild-Hybrid	B48 B20 B	07.22	1998	B/E	180 kW	201	15	








							
5 Touring (G31) 530 i xDrive	B48 B20 B	07.17 - 06.20	1998	B	185 kW	201	15
5 Touring (G31) 530 i xDrive	B48 B20 B	05.22	1998	B	180 kW	201	15
5 Touring (G31) 530 i	B48 B20 B	03.17 - 06.20	1998	B	185 kW	201	15
5 Touring (G31) 530 i	B48 B20 B	05.22	1998	B	180 kW	201	15
5 Touring (G31) 540 d Mild-Hybrid xDrive	B57 D30 B	07.20	2993	D	250 kW	202	20
5 Touring (G31) 540 d xDrive	B57 D30 B	07.17 - 06.20	2993	D	235 kW	202	20
5 Touring (G31) 540 i xDrive	B58 B30 A	03.17 - 06.20	2998	B	250 kW	201	15
5 Touring (G31) 540 i xDrive	B58 B30 A	03.17 - 06.20	2998	B	265 kW	201	15
5 Touring (G31) M 550 d xDrive	B57 D30 C	07.17	2993	D	294 kW	202	20
5 Touring Van (G31) 520 d xDrive	B47 D20 A	07.17 - 06.18	1995	D	140 kW	206	47
5 Touring Van (G31) 520 d	B47 D20 A	03.17 - 06.18	1995	D	140 kW	206	47
5 Touring Van (G31) 520 i	B48 B20 A	07.17	1998	B	135 kW	201	15
5 Touring Van (G31) 530 d xDrive	B57 D30 A	03.17	2993	D	195 kW	202	20
5 Touring Van (G31) 530 d	B57 D30 A	03.17	2993	D	195 kW	202	20
5 Touring Van (G31) 530 i xDrive	B48 B20 B	07.17	1998	B	185 kW	201	15
5 Touring Van (G31) 530 i	B48 B20 B	03.17	1998	B	185 kW	201	15
5 Touring Van (G31) 540 d xDrive	B57 D30 B	07.17	2993	D	235 kW	202	20
5 Touring Van (G31) 540 i xDrive	B58 B30 A	03.17	2998	B	250 kW	201	15
6 (E24) 628 CSi	M30 B28	09.79 - 08.87	2788	B	135 kW	208	57
6 (E24) 630 CS	M30 B30	04.76 - 08.79	2986	B	136 kW	209	69
6 (E24) 630 CS	M30 B30	04.76 - 08.79	2986	B	135 kW	209	69
6 (E24) 630 CSi	M30 B30	09.76 - 12.78	2986	B	131 kW	209	69
6 (E24) 633 CSi	M30 B32	10.75 - 12.81	3210	B	147 kW	209	69
6 (E24) 633 CSi	M30 B32	09.78 - 08.84	3210	B	145 kW	209	69
6 (E24) 633 CSi	M30 B32	09.81 - 12.84	3210	B	135 kW	209	69
6 (E24) 633 CSi	M30 B32	09.77 - 12.81	3210	B	132 kW	209	69
6 (E24) 635 CSi	M30 B34 (346EC)	12.77 - 04.89	3430	B	141 kW	210	77
6 (E24) 635 CSi	M30 B34 (346EC)	05.82 - 06.87	3430	B	160 kW	210	77
6 (E24) 635 CSi	M30 B34 (346EC)	07.87 - 04.89	3430	B	162 kW	210	77
6 (E24) 635 CSi	M30 B34 (346KA)	12.84 - 12.86	3430	B	136 kW	210	77
6 (E24) 635 CSi	M30 B34 (346KA)	12.77 - 04.89	3430	B	141 kW	210	77
6 (E24) 635 CSi	M30 B34 (346KB)	07.87 - 04.89	3430	B	155 kW	210	77
6 (E24) 635 CSi	M30 B34 (346KB)	12.77 - 04.89	3430	B	141 kW	210	77
6 (E24) 635 CSi	M30 B35 (346EC)	06.78 - 08.82	3453	B	160 kW	211	82
6 (E24) 635 CSi	M30 B35 (L-Jetro- nic,10:1)	06.78 - 08.82	3453	B	160 kW	211	83
6 (E24) 635 CSi	M30 B35 (Motronic,10:1)	06.78 - 08.82	3430	B	160 kW	211	78
6 (E24) 635 CSi	M30 B35 (Motronic,10:1)	05.82 - 06.87	3430	B	160 kW	211	78
6 (E24) M 635 CSi	M88 B35 (356ED)	04.84 - 12.88	3453	B	210 kW	212	85
6 (E24) M 635 CSi	S38 B35 (356ED)	04.84 - 12.88	3453	B	210 kW	212	85
6 (E24) M 635 CSi	S38 B35 (356ED)	04.86 - 02.89	3453	B	191 kW	212	85
6 (E24) M 635 CSi	S38 B35 AF	04.84 - 12.88	3453	B	210 kW	212	85
6 (E63) 630 i	N52 B30 A	09.04 - 08.07	2996	B	190 kW	207	54
6 (E63) 630 i	N52 B30 A	09.07 - 08.10	2996	B	200 kW	207	54
6 (E63) 630 i	N52 B30 A	09.07 - 08.10	2996	B	200 kW	207	54
6 (E63) 630 i	N52 B30 BF	09.04 - 08.07	2996	B	190 kW	207	55
6 (E63) 630 i	N52 B30 BF	09.07 - 08.10	2996	B	200 kW	207	55
6 (E63) 630 i	N52 B30 BF	09.07 - 08.10	2996	B	200 kW	207	55
6 (E63) 630 i	N52 B30 B	09.07 - 08.10	2996	B	200 kW	207	55
6 (E63) 630 i	N52 B30 B	09.07 - 08.10	2996	B	200 kW	207	55
6 (E63) 630 i	N53 B30 A	09.07 - 08.10	2996	B	200 kW	208	56
6 (E63) 635 d	M57 D30 (306D5)	07.07 - 07.10	2993	D	210 kW	204	32
6 (E63) 645 Ci	N62 B44 A	09.03 - 08.05	4398	B	245 kW	210	76
6 (E63) 645 Ci	N62 B44 A	01.04 - 12.05	4398	B	242 kW	210	76
6 (E63) 650 i	N62 B48 B	09.05 - 08.10	4799	B	270 kW	211	81
6 Cabriolet (E64) 630 i	N52 B30 A	09.04 - 08.07	2996	B	190 kW	207	54
6 Cabriolet (E64) 630 i	N52 B30 A	09.07 - 08.10	2996	B	200 kW	207	54
6 Cabriolet (E64) 630 i	N52 B30 A	09.07 - 08.10	2996	B	200 kW	207	54
6 Cabriolet (E64) 630 i	N52 B30 BF	09.04 - 08.07	2996	B	190 kW	207	55
6 Cabriolet (E64) 630 i	N52 B30 BF	09.07 - 08.10	2996	B	200 kW	207	55
6 Cabriolet (E64) 630 i	N52 B30 BF	09.07 - 08.10	2996	B	200 kW	207	55
6 Cabriolet (E64) 630 i	N52 B30 B	09.04 - 08.07	2996	B	190 kW	207	55

			<b>ccm</b>		<b>kw</b>		<b>1</b> POS
6 Cabriolet (E64) 630 i	N52 B30 B	09.07 - 08.10	2996	B	200 kW	207	55
6 Cabriolet (E64) 630 i	N52 B30 B	09.07 - 08.10	2996	B	200 kW	207	55
6 Cabriolet (E64) 630 i	N53 B30 A	09.07 - 08.10	2996	B	200 kW	208	56
6 Cabriolet (E64) 635 d	M57 D30 (306D5)	07.07 - 07.10	2993	D	210 kW	204	32
6 Cabriolet (E64) 645 Ci	N62 B44 A	04.04 - 11.09	4398	B	245 kW	210	76
6 Cabriolet (E64) 645 Ci	N62 B44 A	04.04 - 12.05	4398	B	242 kW	210	76
6 Cabriolet (E64) 650 i	N62 B48 B	09.05 - 08.10	4799	B	270 kW	211	81
6 Cabriolet (F12) 640 d xDrive	N57 D30 B	03.12 - 06.18	2993	D	230 kW	206	47
6 Cabriolet (F12) 640 d	N57 D30 B	09.11 - 06.18	2993	D	230 kW	206	47
6 Cabriolet (F12) 640 i xDrive	N55 B30 A	03.13 - 06.18	2979	B	235 kW	202	19
6 Cabriolet (F12) 640 i	N55 B30 A	09.11 - 06.18	2979	B	235 kW	202	19
6 Cabriolet (F12) 650 i xDrive	N63 B44 A	09.11 - 06.12	4395	B	300 kW	210	73
6 Cabriolet (F12) 650 i xDrive	N63 B44 A	07.12 - 06.18	4395	B	330 kW	210	73
6 Cabriolet (F12) 650 i xDrive	N63 B44 A	09.11 - 06.12	4395	B	298 kW	210	73
6 Cabriolet (F12) 650 i xDrive	N63 B44 B	07.12 - 06.18	4395	B	330 kW	210	73
6 Cabriolet (F12) 650 i xDrive	N63 B44 B	07.12 - 06.18	4395	B	332 kW	210	73
6 Cabriolet (F12) 650 i	N63 B44 A	12.10 - 12.13	4395	B	300 kW	210	73
6 Cabriolet (F12) 650 i	N63 B44 A	07.12 - 06.18	4395	B	330 kW	210	73
6 Cabriolet (F12) 650 i	N63 B44 A	09.11 - 12.12	4395	B	298 kW	210	73
6 Cabriolet (F12) 650 i	N63 B44 B	07.12 - 06.18	4395	B	330 kW	210	73
6 Cabriolet (F12) 650 i	N63 B44 B	07.12 - 06.18	4395	B	332 kW	210	73
6 Coupe (F13) 640 d xDrive	N57 D30 B	03.12 - 10.17	2993	D	230 kW	206	47
6 Coupe (F13) 640 d	N57 D30 B	09.11 - 10.17	2993	D	230 kW	206	47
6 Coupe (F13) 640 i xDrive	N55 B30 A	03.13 - 10.17	2979	B	235 kW	202	19
6 Coupe (F13) 640 i	N55 B30 A	07.11 - 10.17	2979	B	235 kW	202	19
6 Coupe (F13) 650 i xDrive	N63 B44 A	09.11 - 02.15	4395	B	300 kW	210	73
6 Coupe (F13) 650 i xDrive	N63 B44 A	09.11 - 06.12	4395	B	298 kW	210	73
6 Coupe (F13) 650 i xDrive	N63 B44 B	07.12 - 10.17	4395	B	330 kW	210	73
6 Coupe (F13) 650 i xDrive	N63 B44 B	07.12 - 10.17	4395	B	332 kW	210	73
6 Coupe (F13) 650 i	N63 B44 A	07.11 - 12.16	4395	B	300 kW	210	73
6 Coupe (F13) 650 i	N63 B44 A	09.11 - 12.12	4395	B	298 kW	210	73
6 Coupe (F13) 650 i	N63 B44 B	07.12 - 10.17	4395	B	330 kW	210	73
6 Coupe (F13) 650 i	N63 B44 B	07.12 - 10.17	4395	B	332 kW	210	73
6 Gran Coupe (F06) 640 d xDrive	N57 D30 B	03.13 - 10.18	2993	D	230 kW	206	47
6 Gran Coupe (F06) 640 d	N57 D30 B	03.12 - 10.18	2993	D	230 kW	206	47
6 Gran Coupe (F06) 640 i xDrive	N55 B30 A	03.13 - 10.18	2979	B	235 kW	202	19
6 Gran Coupe (F06) 640 i	N55 B30 A	03.12 - 10.18	2979	B	235 kW	202	19
6 Gran Coupe (F06) 650 i xDrive	N63 B44 B	07.12 - 10.18	4395	B	330 kW	210	73
6 Gran Coupe (F06) 650 i xDrive	N63 B44 B	07.13 - 10.18	4395	B	332 kW	210	73
6 Gran Coupe (F06) 650 i	N63 B44 B	07.12 - 10.18	4395	B	330 kW	210	73
6 Gran Coupe (F06) 650 i	N63 B44 B	07.13 - 10.18	4395	B	332 kW	210	73
6 Gran Turismo (G32) 630 d Mild-Hybrid xDrive	B57 D30 B	07.20	2993	D	210 kW	202	20
6 Gran Turismo (G32) 630 d Mild-Hybrid	B57 D30 B	07.20	2993	D	210 kW	202	20
6 Gran Turismo (G32) 630 d Mild-Hybrid	B57 D30 B	07.20	2993	D	155 kW	202	20
6 Gran Turismo (G32) 630 d xDrive	B57 D30 A	06.17 - 06.20	2993	D	195 kW	202	20
6 Gran Turismo (G32) 630 d xDrive	B57 D30 A	06.17 - 06.20	2993	D	155 kW	202	20
6 Gran Turismo (G32) 630 d xDrive	B57 D30 A	06.17 - 06.20	2993	D	183 kW	202	20
6 Gran Turismo (G32) 630 d	B57 D30 A	06.17 - 06.20	2993	D	195 kW	202	20
6 Gran Turismo (G32) 630 d	B57 D30 A	06.17 - 06.20	2993	D	155 kW	202	20
6 Gran Turismo (G32) 630 i Mild-Hybrid	B48 B20 B	07.20	1998	B	190 kW	201	15
6 Gran Turismo (G32) 630 i Mild-Hybrid	B48 B20 B	07.20	1998	B/E	180 kW	201	15
6 Gran Turismo (G32) 630 i	B48 B20 B	11.17 - 06.22	1998	B	190 kW	201	15
6 Gran Turismo (G32) 630 i	B48 B20 B	06.17 - 06.20	1998	B	183 kW	201	15
6 Gran Turismo (G32) 630 i	B48 B20 B	08.22	1998	B	180 kW	201	15
6 Gran Turismo (G32) 640 d Mild-Hybrid xDrive	B57 D30 B	07.20	2993	E	250 kW	202	20
6 Gran Turismo (G32) 640 d xDrive	B57 D30 B	11.17 - 06.20	2993	D	235 kW	202	20
6 Gran Turismo (G32) 640 i xDrive	B58 B30 A	06.17 - 06.20	2998	B	250 kW	201	15
6 Gran Turismo (G32) 640 i xDrive	B58 B30 A	06.17 - 06.20	2998	B	265 kW	201	15
6 Gran Turismo (G32) 640 i	B58 B30 A	06.17 - 06.20	2998	B	250 kW	201	15
6 Gran Turismo (G32) 640 i	B58 B30 A	06.17 - 06.20	2998	B	265 kW	201	15
7 (E23) 725 i	M30 B25	07.77 - 06.86	2494	B	110 kW	208	57
7 (E23) 728 i	M30 B28	09.77 - 04.88	2788	B	135 kW	208	57








							
	ENGINE	00000	ccm			1 POS	
7 (E23) 728	M30 B28	05.77 - 08.79	2788	B	125 kW	208	57
7 (E23) 730	M30 B30	05.77 - 08.79	2986	B	135 kW	209	69
7 (E23) 732 i	M30 B32	09.79 - 08.86	3210	B	145 kW	209	69
7 (E23) 733 i	M30 B32	05.77 - 08.86	3210	B	145 kW	209	69
7 (E23) 733 i	M30 B32	09.77 - 12.81	3210	B	132 kW	209	69
7 (E23) 733 i	M30 B32	09.81 - 12.84	3210	B	135 kW	209	69
7 (E23) 733 i	M30 B32	09.79 - 12.81	3210	B	130 kW	209	69
7 (E23) 735 i	M30 B34 (346EC)	09.82 - 09.86	3430	B	160 kW	210	77
7 (E23) 735 i	M30 B34 (346EC)	04.85 - 08.86	3430	B	141 kW	210	77
7 (E23) 735 i	M30 B34 (346EC)	09.79 - 09.82	3430	B	160 kW	210	77
7 (E23) 735 i	M30 B34 (346KA)	05.84 - 09.86	3430	B	136 kW	210	77
7 (E23) 735 i	M30 B35 (346EC)	09.79 - 09.82	3453	B	160 kW	211	82
7 (E23) 735 i	M30 B35 (Motronic,10:1)	09.82 - 09.86	3430	B	160 kW	211	78
7 (E23) 745 i	M30 B32 (326TA)	04.80 - 04.83	3210	B	185 kW	210	71
7 (E23) 745 i	M30 B34 (346TA)	05.83 - 08.86	3430	B	185 kW	210	77
7 (E32) 730 i, iL V8	M60 B30 (308S1)	04.92 - 09.94	2997	B	160 kW	205	38
7 (E32) 730 i, iL	M30 B30 (306EA)	03.85 - 01.89	2986	B	145 kW	209	69
7 (E32) 730 i, iL	M30 B30 (306KA)	09.86 - 03.94	2986	B	138 kW	209	69
7 (E32) 735 i, iL	M30 B34 (346KB)	06.86 - 07.92	3430	B	155 kW	210	77
7 (E32) 735 i, iL	M30 B35 (Motronic,9.2:1)	07.86 - 01.89	3430	B	162 kW	211	78
7 (E32) 740 i, iL V8	M60 B40 (408S1)	09.91 - 10.94	3982	B	210 kW	210	72
7 (E32) 750 i, iL V12	M70 B50 (5012A)	09.87 - 10.94	4988	B	220 kW	203	29
7 (E38) 725 tds	M51 D25 (256T1)	04.96 - 11.01	2497	D	105 kW	200	10
7 (E38) 728 i, iL	M52 B28 (286S1)	08.95 - 11.01	2793	B	142 kW	204	35
7 (E38) 728 i, iL	M52 B28 (286S2)	08.95 - 11.01	2793	B	142 kW	204	35
7 (E38) 728i X	M52 B28 (286S1)	11.95 - 09.01	2793	B	142 kW	204	35
7 (E38) 730 d	M57 D30 (306D1)	08.98 - 04.00	2926	D	135 kW	204	32
7 (E38) 730 d	M57 D30 (306D1)	04.00 - 11.01	2926	D	142 kW	204	32
7 (E38) 730 i, iL	M60 B30 (308S1)	10.94 - 11.01	2997	B	155 kW	205	38
7 (E38) 730 i, iL	M60 B30 (308S1)	03.94 - 02.96	2997	B	160 kW	205	38
7 (E38) 735 i, iL	M62 B35 (358S1)	03.96 - 08.98	3498	B	173 kW	205	39
7 (E38) 735 i, iL	M62 B35 (358S2)	09.98 - 07.01	3498	B	175 kW	205	39
7 (E38) 740 d	M67 D39 (398D1)	05.99 - 11.01	3901	D	180 kW	204	32
7 (E38) 740 i, iL	M60 B40 (408S1)	03.94 - 02.96	3982	B	210 kW	210	72
7 (E38) 740 i, iL	M62 B44 (448S1)	02.96 - 07.01	4398	B	210 kW	211	79
7 (E38) 740 i, iL	M62 B44 (448S2)	02.96 - 07.01	4398	B	210 kW	211	79
7 (E38) 750 i, iL	M73 B54 (54121)	11.94 - 07.01	5379	B	240 kW	207	52
7 (E38) 750 i, iL	M73 B54 (54122)	11.94 - 07.01	5379	B	240 kW	207	52
7 (E38) 750 i, iL	M73 B54 (54122)	09.98 - 07.01	5379	B	243 kW	207	52
7 (E65, E66, E67) 730 Ld	M57 D30 (306D3)	07.05 - 08.08	2993	D	170 kW	204	32
7 (E65, E66, E67) 730 d	M57 D30 (306D2)	09.03 - 08.08	2993	D	155 kW	204	32
7 (E65, E66, E67) 730 d	M57 D30 (306D2)	06.02 - 02.05	2993	D	160 kW	204	32
7 (E65, E66, E67) 730 d	M57 D30 (306D2)	09.02 - 08.03	2993	D	150 kW	204	32
7 (E65, E66, E67) 730 d	M57 D30 (306D3)	09.03 - 08.08	2993	D	155 kW	204	32
7 (E65, E66, E67) 730 i, Li	M54 B30 (306S3)	03.03 - 07.08	2979	B	170 kW	204	35
7 (E65, E66, E67) 730 i, Li	N52 B30 A	03.05 - 08.08	2996	B	190 kW	207	54
7 (E65, E66, E67) 730 i, Li	N52 B30 A	03.05 - 07.08	2996	B	184 kW	207	54
7 (E65, E66, E67) 730 i, Li	N52 B30 BF	03.05 - 08.08	2996	B	190 kW	207	55
7 (E65, E66, E67) 740 d	M67 D39 (398D1)	10.02 - 02.05	3901	D	190 kW	204	32
7 (E65, E66, E67) 745 i, Li	N62 B44 A	07.01 - 03.05	4398	B	245 kW	210	76
7 (E65, E66, E67) 745 i	N62 B44 A	09.03 - 12.05	4398	B	242 kW	210	76
7 (E65, E66, E67) 745 i	N62 B44 A	11.01 - 12.03	4398	B	241 kW	210	76
7 (E65, E66, E67) 750 i, Li	N62 B48 B	03.05 - 08.08	4799	B	270 kW	211	81
7 (F01, F02, F03, F04) 730 d xDrive	N57 D30 A	11.11 - 05.15	2993	D	190 kW	206	47
7 (F01, F02, F03, F04) 730 d xDrive	N57 D30 A	11.11 - 05.15	2993	D	155 kW	206	47
7 (F01, F02, F03, F04) 730 d	N57 D30 A	09.08 - 06.12	2993	D	180 kW	206	47
7 (F01, F02, F03, F04) 730 d	N57 D30 A	02.08 - 05.15	2993	D	155 kW	206	47
7 (F01, F02, F03, F04) 730 d	N57 D30 A	07.12 - 05.15	2993	D	190 kW	206	47
7 (F01, F02, F03, F04) 730 i, Li	N52 B30 AF	09.09 - 06.15	2996	B	190 kW	207	55
7 (F01, F02, F03, F04) 730 i, Li	N52 B30 A	09.09 - 06.15	2996	B	190 kW	207	54
7 (F01, F02, F03, F04) 730 i, Li	N52 B30 BF	09.09 - 06.15	2996	B	190 kW	207	55

			<b>ccm</b>		<b>kW</b>		<b>1</b> POS
7 (F01, F02, F03, F04) 740 d xDrive	N57 D30 B	09.10 - 12.12	2993	D	225 kW	206	47
7 (F01, F02, F03, F04) 740 d xDrive	N57 D30 B	07.12 - 06.15	2993	D	230 kW	206	47
7 (F01, F02, F03, F04) 740 d	N57 D30 B	09.09 - 06.12	2993	D	225 kW	206	47
7 (F01, F02, F03, F04) 740 d	N57 D30 B	07.12 - 06.15	2993	D	230 kW	206	47
7 (F01, F02, F03, F04) 740 i, Li xDrive	N55 B30 A	07.12 - 12.15	2979	B	235 kW	202	19
7 (F01, F02, F03, F04) 740 i, Li	N54 B30 A	09.08 - 06.12	2979	B	240 kW	201	18
7 (F01, F02, F03, F04) 740 i, Li	N54 B30 A	09.10 - 12.15	2979	B	224 kW	201	18
7 (F01, F02, F03, F04) 740 i, Li	N55 B30 A	09.10 - 12.15	2979	B	235 kW	202	19
7 (F01, F02, F03, F04) 750 Li	N63 B44 B	09.08 - 08.15	4395	B	298 kW	210	73
7 (F01, F02, F03, F04) 750 d xDrive	N57 D30 C	07.12 - 12.15	2993	D	280 kW	206	47
7 (F01, F02, F03, F04) 750 i, Li xDrive	N63 B44 A	11.08 - 12.13	4395	B	300 kW	210	73
7 (F01, F02, F03, F04) 750 i, Li xDrive	N63 B44 B	11.08 - 12.13	4395	B	300 kW	210	73
7 (F01, F02, F03, F04) 750 i, Li xDrive	N63 B44 B	07.12 - 06.15	4395	B	330 kW	210	73
7 (F01, F02, F03, F04) 750 i, Li	N63 B44 A	09.08 - 06.12	4395	B	300 kW	210	73
7 (F01, F02, F03, F04) 750 i, Li	N63 B44 B	07.12 - 06.15	4395	B	330 kW	210	73
7 (F01, F02, F03, F04) 750 i	N63 B44 B	09.12 - 06.15	4395	B	331 kW	210	73
7 (F01, F02, F03, F04) ActiveHybrid 7	N55 B30 A	08.12 - 06.15	2979	B/E	260 kW	202	19
7 (F01, F02, F03, F04) ActiveHybrid 7	N63 B44 A	04.10 - 06.12	4395	B/E	342 kW	210	73
7 (G11, G12) 730 d Mild-Hybrid xDrive	B57 D30 B	07.20	2993	D	155 kW	202	20
7 (G11, G12) 730 d xDrive	B57 D30 A	09.15 - 06.20	2993	D	155 kW	202	20
7 (G11, G12) 730 d, Ld Mild-Hybrid xDrive	B57 D30 B	07.20	2993	E	210 kW	202	20
7 (G11, G12) 730 d, Ld Mild-Hybrid xDrive	B57 D30 B	07.20	2993	D	183 kW	202	20
7 (G11, G12) 730 d, Ld Mild-Hybrid	B57 D30 B	07.20	2993	D	210 kW	202	20
7 (G11, G12) 730 d, Ld xDrive	B57 D30 A	09.15 - 06.20	2993	D	195 kW	202	20
7 (G11, G12) 730 d, Ld xDrive	B57 D30 A	09.15 - 06.20	2993	D	183 kW	202	20
7 (G11, G12) 730 d	B57 D30 A	09.15 - 06.20	2993	D	195 kW	202	20
7 (G11, G12) 730 d	B57 D30 A	07.15 - 06.20	2993	D	155 kW	202	20
7 (G11, G12) 730 i, Li	B48 B20 A	11.15 - 12.21	1998	B	190 kW	201	15
7 (G11, G12) 730 i, Li	B48 B20 B	11.15 - 12.21	1998	B	190 kW	201	15
7 (G11, G12) 730 i, Li	B48 B20 B	03.19	1998	B	195 kW	201	15
7 (G11, G12) 730 i	B48 B20 B	11.15	1998	B	183 kW	201	15
7 (G11, G12) 740 Le xDrive	B48 B20 B	07.16 - 02.19	1998	B	240 kW	201	15
7 (G11, G12) 740 Li xDrive	B58 B30 A	03.16 - 02.19	2998	B	240 kW	201	15
7 (G11, G12) 740 d, Ld Mild-Hybrid xDrive	B57 D30 B	07.20	2993	D	250 kW	202	20
7 (G11, G12) 740 d, Ld xDrive	B57 D30 B	11.15 - 06.20	2993	D	235 kW	202	20
7 (G11, G12) 740 e, Le	B48 B20 B	07.16 - 02.19	1998	E	240 kW	201	15
7 (G11, G12) 740 i, Li	B58 B30 A	07.15 - 02.19	2998	B	240 kW	201	15
7 (G11, G12) 750 d, Ld xDrive	B57 D30 C	07.16	2993	D	294 kW	202	20
7 (G11, G12) 750 i, Li xDrive	N63 B44 C	09.15 - 02.19	4395	B	330 kW	210	73
7 (G11, G12) 750 i, Li	N63 B44 C	11.15 - 02.19	4395	B	330 kW	210	73
7 (G70) 740d Mild-Hybrid xDrive	B57 D30 B	11.22	2993	D/E	210 kW	202	20
8 (E31) 840 Ci	M62 B44 (448S1)	03.96 - 06.99	4398	B	210 kW	211	79
8 (E31) 840 i	M60 B40 (408S1)	03.93 - 07.96	3982	B	210 kW	210	72
8 (E31) 850 CSI	S70 B56 (56121)	08.92 - 12.96	5576	B	280 kW	208	62
8 (E31) 850 CSI	S70 B56 (56121)	09.93 - 12.95	5576	B	277 kW	208	62
8 (E31) 850 Ci	M73 B54 (54121)	09.94 - 12.99	5379	B	240 kW	207	52
8 (E31) 850 i, Ci	M70 B50 (5012A)	01.90 - 08.94	4988	B	220 kW	203	29
8 Cabriolet (G14, F91) 840 d Mild-Hybrid xDrive	B57 D30 B	11.20	2993	D	250 kW	202	20
8 Cabriolet (G14, F91) 840 d xDrive	B57 D30 B	11.18 - 10.20	2993	D	235 kW	202	20
8 Coupe (G15, F92) 840 d Mild-Hybrid xDrive	B57 D30 B	11.20	2993	D	250 kW	202	20
8 Coupe (G15, F92) 840 d xDrive	B57 D30 B	07.18 - 10.22	2993	D	235 kW	202	20
8 Gran Coupe (G16, F93) 840 d Mild-Hybrid xDrive	B57 D30 B	11.20	2993	D	250 kW	202	20
8 Gran Coupe (G16, F93) 840 d xDrive	B57 D30 B	07.19 - 10.20	2993	D	235 kW	202	20
M1 (E26) 3.5	M88 B35 (356ED)	05.79 - 05.83	3453	B	204 kW	212	85
M1 (E26) 3.5	M88	05.79 - 05.83	3453	B	204 kW	212	85
X1 (E84) sDrive 16 d	N47 D20 C	04.12 - 06.15	1995	D	85 kW	206	47
X1 (E84) sDrive 18 d	N47 D20 C	12.09 - 06.15	1995	D	105 kW	206	47
X1 (E84) sDrive 18 d	N47 D20 C	03.09 - 06.15	1995	D	100 kW	206	47
X1 (E84) sDrive 18 i	N46 B20 BD	03.10 - 06.15	1995	B	100 kW	205	42
X1 (E84) sDrive 18 i	N46 B20 BD	03.10 - 06.15	1995	B	110 kW	205	42
X1 (E84) sDrive 18 i	N46 B20 B	03.10 - 06.15	1995	B	100 kW	205	42
X1 (E84) sDrive 18 i	N46 B20 B	03.10 - 06.15	1995	B	110 kW	205	42

















X1 (E84) sDrive 18 i	N46 B20 CC	03.10 - 06.15	1995	B	110 kW	205	42
X1 (E84) sDrive 18 i	N46 B20 CD	03.10 - 06.15	1995	B	110 kW	205	42
X1 (E84) sDrive 18 i	N46 B20 C	03.10 - 06.15	1995	B	110 kW	206	46
X1 (E84) sDrive 18 i	N46 B20 E	03.10 - 06.15	1995	B	110 kW	205	42
X1 (E84) sDrive 20 d	N47 D20 C	10.09 - 06.15	1995	D	130 kW	206	47
X1 (E84) sDrive 20 d	N47 D20 C	03.10 - 06.15	1995	D	120 kW	206	47
X1 (E84) sDrive 20 d	N47 D20 C	07.12 - 06.15	1995	D	135 kW	206	47
X1 (E84) sDrive 20 i Flex	N20 B20 A	08.14 - 06.15	1997	B/E	135 kW	205	40
X1 (E84) sDrive 20 i	N20 B20 A	09.11 - 06.15	1997	B	135 kW	205	40
X1 (E84) sDrive 28 i	N20 B20 A	09.12 - 06.15	1997	B	180 kW	205	40
X1 (E84) xDrive 18 d	N47 D20 C	10.09 - 06.15	1995	D	105 kW	206	47
X1 (E84) xDrive 18 d	N47 D20 C	03.09 - 06.15	1995	D	100 kW	206	47
X1 (E84) xDrive 20 d	N47 D20 C	09.09 - 06.12	1995	D	130 kW	206	47
X1 (E84) xDrive 20 d	N47 D20 C	03.10 - 06.15	1995	D	120 kW	206	47
X1 (E84) xDrive 20 d	N47 D20 C	07.12 - 06.15	1995	D	135 kW	206	47
X1 (E84) xDrive 20 i	N20 B20 A	09.11 - 06.15	1997	B	135 kW	205	40
X1 (E84) xDrive 23 d	N47 D20 C	10.09 - 06.15	1995	D	150 kW	206	47
X1 (E84) xDrive 23 d	N47 D20 D	10.09 - 06.15	1995	D	150 kW	206	47
X1 (E84) xDrive 25 d	N47 D20 D	10.09 - 06.15	1995	D	160 kW	206	47
X1 (E84) xDrive 25 i	N52 B30 A	03.10 - 08.11	2996	B	160 kW	207	54
X1 (E84) xDrive 28 i Flex	N20 B20 A	04.11 - 06.15	1997	B/E	180 kW	205	40
X1 (E84) xDrive 28 i	N20 B20 A	03.11 - 06.15	1997	B	180 kW	205	40
X1 (E84) xDrive 28 i	N52 B30 A	09.09 - 08.11	2996	B	190 kW	207	54
X1 (E84) xDrive 28 i	N52 B30 A	03.10 - 06.11	2996	B	194 kW	207	54
X1 (E84) xDrive 35 i	N55 B30 A	03.11 - 06.15	2979	B	225 kW	202	19
X1 (F48) sDrive 16 d	B37 C15 A	11.14	1496	D	85 kW	202	20
X1 (F48) sDrive 18 d	B47 C20 A	07.15	1995	D	110 kW	202	20
X1 (F48) sDrive 18 d	B47 C20 A	07.15	1995	D	100 kW	202	20
X1 (F48) sDrive 18 i	B38 A15 A	11.15	1499	B	100 kW	201	15
X1 (F48) sDrive 18 i	B38 A15 A	07.17	1499	B	103 kW	201	15
X1 (F48) sDrive 20 d	B47 C20 A	11.15	1995	D	140 kW	202	20
X1 (F48) sDrive 20 d	B47 C20 A	11.15	1995	D	120 kW	202	20
X1 (F48) sDrive 20 i ActiveFlex	B48 A20 A	07.15	1998	B/E	141 kW	201	15
X1 (F48) sDrive 20 i	B48 A20 A	01.15	1998	B	141 kW	201	15
X1 (F48) sDrive 20 i	B48 A20 A	11.20	1998	B	131 kW	201	15
X1 (F48) sDrive 28 i	B46 A20 B	11.14	1998	B	170 kW	201	15
X1 (F48) xDrive 18 d	B47 C20 A	11.14	1995	D	110 kW	202	20
X1 (F48) xDrive 18 d	B47 C20 A	11.14	1995	D	100 kW	202	20
X1 (F48) xDrive 20 d	B47 C20 A	07.15	1995	D	140 kW	202	20
X1 (F48) xDrive 20 d	B47 C20 A	07.15	1995	D	120 kW	202	20
X1 (F48) xDrive 20 i	B48 A20 A	07.15	1998	B	141 kW	201	15
X1 (F48) xDrive 20 i	B48 A20 A	11.20	1998	B	131 kW	201	15
X1 (F48) xDrive 20 i	B48 A20 B	07.15	1998	B	141 kW	201	15
X1 (F48) xDrive 25 e Plug-in-Hybrid	B38 A15 A	03.20	1499	B	162 kW	201	15
X1 (F48) xDrive 25 i ActiveFlex	B48 A20 B	03.16 - 01.18	1998	B/E	170 kW	201	15
X1 (F48) xDrive 25 i	B46 A20 B	07.15	1998	B	170 kW	201	15
X1 (F48) xDrive 25 i	B48 A20 A	07.15	1998	B	170 kW	201	15
X1 (F48) xDrive 25 i	B48 A20 B	07.15	1998	B	170 kW	201	15
X1 Van (F48) sDrive 18 d	B47 C20 A	07.15	1995	D	110 kW	202	20
X1 Van (F48) sDrive 18 i	B38 A15 A	07.17	1499	B	103 kW	201	15
X1 Van (F48) sDrive 20 d	B47 C20 A	11.15	1995	D	140 kW	202	20
X1 Van (F48) sDrive 20 i	B48 A20 A	07.17	1998	B	141 kW	201	15
X1 Van (F48) xDrive 20 d	B47 C20 A	07.15	1995	D	140 kW	202	20
X2 (F39) sDrive 16 d	B37 C15 A	11.18	1496	D	85 kW	202	20
X2 (F39) sDrive 18 d	B47 C20 A	03.18	1995	D	110 kW	202	20
X2 (F39) sDrive 18 d	B47 C20 A	03.18	1995	D	100 kW	202	20
X2 (F39) sDrive 18 i	B38 A15 A	03.18	1499	B	103 kW	201	15
X2 (F39) sDrive 18 i	B38 A15 A	03.18	1499	B	100 kW	201	15
X2 (F39) sDrive 20 d	B47 C20 A	11.18	1995	D	140 kW	202	20
X2 (F39) sDrive 20 d	B47 C20 A	11.18	1995	D	120 kW	202	20
X2 (F39) sDrive 20 i	B48 A20 A	11.17	1998	B	141 kW	201	15
X2 (F39) sDrive 20 i	B48 A20 A	11.20	1998	B	131 kW	201	15

			<b>ccm</b>		<b>kw</b>		<b>1</b> <b>POS</b>
X2 (F39) sDrive 28 i	B46 A20 B	03.18	1998	B	170 kW	201	15
X2 (F39) xDrive 18 d	B47 C20 A	03.18	1995	D	110 kW	202	20
X2 (F39) xDrive 18 d	B47 C20 A	03.18	1995	D	100 kW	202	20
X2 (F39) xDrive 20 d	B47 C20 A	11.17	1995	D	140 kW	202	20
X2 (F39) xDrive 20 d	B47 C20 A	11.17	1995	D	120 kW	202	20
X2 (F39) xDrive 20 i	B48 A20 A	03.18 - 10.20	1998	B	141 kW	201	15
X2 (F39) xDrive 20 i	B48 A20 A	11.20	1998	B	131 kW	201	15
X2 (F39) xDrive 25 e Plug-in-Hybrid	B38 A15 A	03.20	1499	B/E	162 kW	201	15
X2 (F39) xDrive 28 i	B46 A20 B	11.17	1998	B	170 kW	201	15
X3 (E83) 2.0 d	M47 D20 (204D4)	09.04 - 08.07	1995	D	110 kW	204	32
X3 (E83) 2.0 i	N46 B20 B	07.05 - 03.11	1995	B	110 kW	205	42
X3 (E83) 2.0 sd	N47 D20 A	09.07 - 03.11	1995	D	130 kW	206	47
X3 (E83) 2.0 sd	N47 D20 C	09.07 - 03.11	1995	D	130 kW	206	47
X3 (E83) 2.5 i	M54 B25 (256S5)	03.04 - 12.11	2494	B	141 kW	204	35
X3 (E83) 2.5 i	M54 B25 (256S5)	01.04 - 12.06	2494	B	137 kW	204	35
X3 (E83) 2.5 si xDrive	N52 B25 AF	08.06 - 08.08	2497	B	155 kW	201	16
X3 (E83) 2.5 si xDrive	N52 B25 A	08.06 - 08.08	2497	B	155 kW	201	17
X3 (E83) 2.5 si xDrive	N52 B25 BF	08.06 - 08.08	2497	B	155 kW	201	16
X3 (E83) 2.5 si	N52 B25 AF	08.06 - 08.08	2497	B	160 kW	201	16
X3 (E83) 2.5 si	N52 B25 A	08.06 - 08.08	2497	B	160 kW	201	17
X3 (E83) 2.5 si	N52 B25 BF	08.06 - 08.08	2497	B	160 kW	201	16
X3 (E83) 3.0 d	M57 D30 (306D2)	01.04 - 08.05	2993	D	150 kW	204	32
X3 (E83) 3.0 d	M57 D30 (306D3)	09.05 - 03.11	2993	D	160 kW	204	32
X3 (E83) 3.0 d	M57 D30 (306D3)	09.05 - 08.08	2993	D	155 kW	204	32
X3 (E83) 3.0 i xDrive	M54 B30 (306S3)	09.03 - 07.06	2979	B	170 kW	204	35
X3 (E83) 3.0 i	M54 B30 (306S3)	01.04 - 12.06	2979	B	168 kW	204	35
X3 (E83) 3.0 sd	M57 D30 (306D5)	09.06 - 08.08	2993	D	210 kW	204	32
X3 (E83) 3.0 si	N52 B30 A	08.06 - 08.08	2996	B	200 kW	207	54
X3 (E83) 3.0 si	N52 B30 A	09.06 - 08.08	2996	B	194 kW	207	54
X3 (E83) 3.0 si	N52 B30 BF	08.06 - 08.08	2996	B	200 kW	207	55
X3 (E83) xDrive 18 d	N47 D20 C	09.08 - 12.11	1995	D	105 kW	206	47
X3 (E83) xDrive 18 d	N47 D20 C	04.09 - 12.11	1995	D	100 kW	206	47
X3 (E83) xDrive 20 d	N47 D20 A	09.08 - 08.10	1995	D	120 kW	206	47
X3 (E83) xDrive 20 d	N47 D20 A	09.08 - 08.11	1995	D	130 kW	206	47
X3 (E83) xDrive 20 d	N47 D20 C	09.08 - 08.10	1995	D	120 kW	206	47
X3 (E83) xDrive 20 d	N47 D20 C	09.08 - 08.11	1995	D	130 kW	206	47
X3 (E83) xDrive 20 i	N46 B20 B	09.08 - 08.11	1995	B	110 kW	205	42
X3 (E83) xDrive 25 i	N52 B25 AF	09.08 - 08.10	2497	B	160 kW	201	16
X3 (E83) xDrive 25 i	N52 B25 AF	09.08 - 08.10	2497	B	155 kW	201	16
X3 (E83) xDrive 25 i	N52 B25 A	09.08 - 08.10	2497	B	160 kW	201	17
X3 (E83) xDrive 25 i	N52 B25 A	09.08 - 08.10	2497	B	155 kW	201	17
X3 (E83) xDrive 25 i	N52 B25 BF	09.08 - 08.10	2497	B	160 kW	201	16
X3 (E83) xDrive 25 i	N52 B25 BF	09.08 - 08.10	2497	B	155 kW	201	16
X3 (E83) xDrive 30 d	M57 D30 (306D3)	09.08 - 08.10	2993	D	155 kW	204	32
X3 (E83) xDrive 30 d	M57 D30 (306D3)	09.08 - 08.10	2993	D	160 kW	204	32
X3 (E83) xDrive 30 i	N52 B30 A	08.06 - 08.10	2996	B	160 kW	207	54
X3 (E83) xDrive 30 i	N52 B30 A	09.06 - 08.10	2996	B	200 kW	207	54
X3 (E83) xDrive 30 i	N52 B30 A	09.08 - 08.10	2996	B	194 kW	207	54
X3 (E83) xDrive 30 i	N52 B30 BF	09.06 - 08.10	2996	B	200 kW	207	55
X3 (E83) xDrive 35 d	M57 D30 (306D5)	09.08 - 08.11	2993	D	210 kW	204	32
X3 (F25) sDrive 18 d	B47 D20 A	04.14 - 08.17	1995	D	110 kW	206	47
X3 (F25) sDrive 18 d	N47 D20 C	10.12 - 03.14	1995	D	100 kW	206	47
X3 (F25) sDrive 18 d	N47 D20 C	10.12 - 03.14	1995	D	105 kW	206	47
X3 (F25) sDrive 20 i	N20 B20 A	04.14 - 08.17	1997	B	135 kW	205	40
X3 (F25) sDrive 28 i	N20 B20 A	04.14 - 08.17	1997	B	180 kW	205	40
X3 (F25) xDrive 20 d	B47 D20 A	09.10 - 08.17	1995	D	120 kW	206	47
X3 (F25) xDrive 20 d	B47 D20 A	04.14 - 08.17	1995	D	140 kW	206	47
X3 (F25) xDrive 20 d	N47 D20 C	09.10 - 04.14	1995	D	135 kW	206	47
X3 (F25) xDrive 20 d	N47 D20 C	09.10 - 08.17	1995	D	120 kW	206	47
X3 (F25) xDrive 20 i	N20 B20 A	10.11 - 08.17	1997	B	135 kW	205	40
X3 (F25) xDrive 28 d	N47 D20 C	04.14 - 12.16	1995	D	134 kW	206	47
X3 (F25) xDrive 28 i	N20 B20 A	04.12 - 08.17	1997	B	180 kW	205	40








							
						1 POS	
X3 (F25) xDrive 28 i	N52 B30 AF	01.11 - 10.12	2996	B	190 kW	207	55
X3 (F25) xDrive 28 i	N52 B30 A	01.11 - 10.12	2996	B	190 kW	207	54
X3 (F25) xDrive 28 i	N52 B30 BF	01.11 - 10.12	2996	B	190 kW	207	55
X3 (F25) xDrive 30 d	N57 D30 A	04.11 - 08.17	2993	D	190 kW	206	47
X3 (F25) xDrive 30 d	N57 D30 A	04.11 - 08.17	2993	D	155 kW	206	47
X3 (F25) xDrive 30 d	N57 D30 A	04.11 - 05.16	2993	D	210 kW	206	47
X3 (F25) xDrive 30 d	N57 D30 A	06.11 - 08.17	2993	D	183 kW	206	47
X3 (F25) xDrive 30 d	N57 D30 A	06.16 - 08.17	2993	D	204 kW	206	47
X3 (F25) xDrive 35 d	N57 D30 B	10.11 - 08.17	2993	D	230 kW	206	47
X3 (F25) xDrive 35 i	N55 B30 A	09.10 - 08.17	2979	B	225 kW	202	19
X3 (G01, F97) sDrive 18 d	B47 D20 A	04.18 - 06.20	1995	D	110 kW	206	47
X3 (G01, F97) sDrive 18 d	B47 D20 A	04.18 - 06.20	1995	D	100 kW	206	47
X3 (G01, F97) sDrive 20 i	B48 B20 A	12.17	1998	B	135 kW	201	15
X3 (G01, F97) xDrive 20 d	B47 D20 A	08.17 - 12.22	1995	D	140 kW	206	47
X3 (G01, F97) xDrive 20 d	B47 D20 A	08.17 - 03.20	1995	D	120 kW	206	47
X3 (G01, F97) xDrive 20 i Mild Hybrid	B48 B20 A	08.21	1998	B	8 kW	201	15
X3 (G01, F97) xDrive 20 i	B48 B20 A	12.17	1998	B	135 kW	201	15
X3 (G01, F97) xDrive 20 i	B48 B20 B	12.17	1998	B	135 kW	201	15
X3 (G01, F97) xDrive 25 d	B47 D20 A	04.18	1995	D	170 kW	206	47
X3 (G01, F97) xDrive 30 e Plug-in-Hybrid	B48 B20 A	12.19	1998	E	215 kW	201	15
X3 (G01, F97) xDrive 30 e Plug-in-Hybrid	B48 B20 A	12.19	1998	E	215 kW	201	15
X3 (G01, F97) xDrive 30 e Plug-in-Hybrid	B48 B20 B	12.19	1998	E	215 kW	201	15
X3 (G01, F97) xDrive 30 i Mild Hybrid	B48 B20 B	08.21	1998	B/E	180 kW	201	15
X3 (G01, F97) xDrive 30 i	B48 B20 B	08.17	1998	B	185 kW	201	15
X3 (G01, F97) xDrive 30 i	B48 B20 B	08.17	1998	B	183 kW	201	15
X3 (G01, F97) xDrive 30d Mild-Hybrid	B57 D30 B	07.20	2993	D	183 kW	202	20
X3 (G01, F97) xDrive 30d Mild-Hybrid	B57 D30 B	07.20	2993	D	210 kW	202	20
X3 (G01, F97) xDrive 30d	B57 D30 A	08.17 - 06.20	2993	D	195 kW	202	20
X3 (G01, F97) xDrive 30d	B57 D30 A	12.17 - 06.20	2993	D	183 kW	202	20
X3 (G01, F97) xDrive M40 d Mild-Hybrid	B57 D30 B	08.18	2993	D	250 kW	202	20
X3 (G01, F97) xDrive M40 d	B57 D30 B	08.18 - 06.20	2993	D	240 kW	202	20
X3 (G01, F97) xDrive M40 i	B58 B30 A	08.17	2998	B	265 kW	201	15
X3 (G01, F97) xDrive M40 i	B58 B30 A	09.18 - 08.19	2998	B	260 kW	201	15
X3 Van (G01) sDrive 18 d	B47 D20 A	04.18	1995	D	110 kW	206	47
X3 Van (G01) xDrive 20 d	B47 D20 A	08.17	1995	D	140 kW	206	47
X3 Van (G01) xDrive 20 i	B48 B20 A	12.17	1998	B	135 kW	201	15
X3 Van (G01) xDrive 20 i	B48 B20 B	12.17	1998	B	135 kW	201	15
X3 Van (G01) xDrive 30 d	B57 D30 A	08.17	2993	D	195 kW	202	20
X3 Van (G01) xDrive 30 i	B48 B20 B	08.17	1998	B	185 kW	201	15
X3 Van (G01) xDrive M40 i	B58 B30 A	08.17 - 08.19	2998	B	265 kW	201	15
X4 (F26) M 40 i	N55 B30 A	12.15 - 03.18	2979	B	265 kW	202	19
X4 (F26) xDrive 20 d	B47 D20 A	04.14 - 03.18	1995	D	140 kW	206	47
X4 (F26) xDrive 20 d	B47 D20 A	04.14 - 03.18	1995	D	120 kW	206	47
X4 (F26) xDrive 20 i	N20 B20 A	04.14 - 03.18	1997	B	135 kW	205	40
X4 (F26) xDrive 28 i	N20 B20 A	04.14 - 03.18	1997	B	180 kW	205	40
X4 (F26) xDrive 28 i	N20 B20 A	04.14 - 03.18	1997	B	179 kW	205	40
X4 (F26) xDrive 30 d	N57 D30 A	04.14 - 03.18	2993	D	190 kW	206	47
X4 (F26) xDrive 30 d	N57 D30 A	04.14 - 03.18	2993	D	155 kW	206	47
X4 (F26) xDrive 30 d	N57 D30 A	04.14 - 03.18	2993	D	210 kW	206	47
X4 (F26) xDrive 30 d	N57 D30 A	04.15 - 03.18	2993	D	183 kW	206	47
X4 (F26) xDrive 30 d	N57 D30 A	04.14 - 03.18	2993	D	204 kW	206	47
X4 (F26) xDrive 35 d	N57 D30 B	04.14 - 03.18	2993	D	230 kW	206	47
X4 (F26) xDrive 35 i	N55 B30 A	04.14 - 03.18	2979	B	225 kW	202	19
X4 (F26) xDrive 35 i	N55 B30 A	01.15 - 03.18	2979	B	224 kW	202	19
X4 (G02, F98) M40 d Mild-Hybrid xDrive	B57 D30 B	07.20	2993	D	250 kW	202	20
X4 (G02, F98) M40 d xDrive	B57 D30 B	04.18 - 06.20	2993	D	240 kW	202	20
X4 (G02, F98) M40 i xDrive	B58 B30 A	04.18 - 08.19	2998	B	260 kW	201	15
X4 (G02, F98) M40 i xDrive	B58 B30 A	04.18	2998	B	265 kW	201	15
X4 (G02, F98) xDrive 20 d xDrive	B47 D20 A	04.18 - 03.20	1995	D	120 kW	206	47
X4 (G02, F98) xDrive 20 d	B47 D20 A	04.18 - 12.21	1995	D	140 kW	206	47
X4 (G02, F98) xDrive 20 i Mild Hybrid	B48 B20 A	08.21	1998	B/E	135 kW	201	15
X4 (G02, F98) xDrive 20 i	B48 B20 A	04.18	1998	B	135 kW	201	15



			<b>ccm</b>		<b>kw</b>		<b>1</b> <b>POS</b>
X4 (G02, F98) xDrive 30 d Mild-Hybrid	B57 D30 B	07.20	2993	E	183 kW	202	20
X4 (G02, F98) xDrive 30 d Mild-Hybrid	B57 D30 B	07.20	2993	E	210 kW	202	20
X4 (G02, F98) xDrive 30 d	B57 D30 A	04.18 - 06.20	2993	D	195 kW	202	20
X4 (G02, F98) xDrive 30 d	B57 D30 A	09.18 - 06.20	2993	D	183 kW	202	20
X4 (G02, F98) xDrive 30 i Mild Hybrid	B48 B20 B	07.21	1998	B	8 kW	201	15
X4 (G02, F98) xDrive 30 i	B48 B20 B	04.18	1998	B	185 kW	201	15
X4 (G02, F98) xDrive 30 i	B48 B20 B	04.18	1998	B	183 kW	201	15
X4 (G02, F98) xDrive 30 i	B48 B20 B	10.21	1998	B	180 kW	201	15
X5 (E53) 3.0 d	M57 D30 (306D1)	04.01 - 09.03	2926	D	135 kW	204	32
X5 (E53) 3.0 d	M57 D30 (306D2)	10.03 - 09.06	2993	D	160 kW	204	32
X5 (E53) 3.0 d	M57 D30 (306D2)	10.03 - 09.06	2993	D	155 kW	204	32
X5 (E53) 3.0 i	M54 B30 (306S3)	04.00 - 10.06	2979	B	170 kW	204	35
X5 (E53) 3.0 i	M54 B30 (306S3)	06.00 - 12.06	2979	B	168 kW	204	35
X5 (E53) 4.4 i	M62 B44 (448S2)	01.00 - 09.03	4398	B	210 kW	211	79
X5 (E53) 4.4 i	N62 B44 A	10.03 - 10.06	4398	B	235 kW	210	76
X5 (E53) 4.6 is	M62 B46 (468S1)	10.01 - 09.03	4619	B	255 kW	211	80
X5 (E53) 4.8 is	N62 B48 A	04.04 - 09.06	4799	B	265 kW	211	81
X5 (E70) 3.0 3.0d	M57 D30 (306D3)	02.07 - 09.08	2993	D	155 kW	204	32
X5 (E70) 3.0 d	M57 D30 (306D3)	12.06 - 09.08	2993	D	173 kW	204	32
X5 (E70) 3.0 sd	M57 D30 (306D5)	10.07 - 09.08	2993	D	210 kW	204	32
X5 (E70) 3.0 si	N52 B30 AF	10.06 - 09.08	2996	B	200 kW	207	55
X5 (E70) 3.0 si	N52 B30 A	10.06 - 09.08	2996	B	200 kW	207	54
X5 (E70) 3.0 si	N52 B30 BF	10.06 - 09.08	2996	B	200 kW	207	55
X5 (E70) 3.0 si	N52 B30 B	10.06 - 09.08	2996	B	200 kW	207	55
X5 (E70) 4.8 i xDrive	N62 B48 B	10.06 - 09.08	4799	B	261 kW	211	81
X5 (E70) M 50 d	N57 D30 C	08.11 - 06.13	2993	D	280 kW	206	47
X5 (E70) M	S63 B44 A	07.09 - 07.13	4395	B	408 kW	210	75
X5 (E70) M	S63 B44 A	09.09 - 06.13	4395	B	414 kW	210	75
X5 (E70) xDrive 30 d	M57 D30 (306D3)	10.08 - 07.13	2993	D	173 kW	204	32
X5 (E70) xDrive 30 d	M57 D30 (306D3)	10.08 - 07.13	2993	D	155 kW	204	32
X5 (E70) xDrive 30 d	N57 D30 A	04.10 - 07.13	2993	D	180 kW	206	47
X5 (E70) xDrive 30 d	N57 D30 A	10.08 - 07.13	2993	D	173 kW	206	47
X5 (E70) xDrive 30 d	N57 D30 A	10.08 - 07.13	2993	D	155 kW	206	47
X5 (E70) xDrive 30 i	N52 B30 A	11.06 - 03.10	2996	B	200 kW	207	54
X5 (E70) xDrive 30 i	N52 B30 A	02.07 - 12.12	2996	B	172 kW	207	54
X5 (E70) xDrive 30 i	N52 B30 A	09.08 - 12.10	2996	B	194 kW	207	54
X5 (E70) xDrive 35 d	M57 D30 (306D5)	10.08 - 07.13	2993	D	210 kW	204	32
X5 (E70) xDrive 35 i	N55 B30 A	04.10 - 07.13	2979	B	225 kW	202	19
X5 (E70) xDrive 35 i	N55 B30 A	02.12 - 06.13	2979	B	235 kW	202	19
X5 (E70) xDrive 40 d	N57 D30 B	09.10 - 06.13	2993	D	225 kW	206	47
X5 (E70) xDrive 40 i	N55 B30 A	01.12 - 06.13	2979	B	225 kW	202	19
X5 (E70) xDrive 48 i	N62 B48 B	10.08 - 03.10	4799	B	261 kW	211	81
X5 (E70) xDrive 50 i	N63 B44 A	04.10 - 07.13	4395	B	300 kW	210	73
X5 (E70) xDrive 50 i	N63 B44 A	09.09 - 06.13	4395	B	298 kW	210	73
X5 (F15, F85) M 50 d	N57 D30 C	12.13 - 07.18	2993	D	280 kW	206	47
X5 (F15, F85) sDrive 25 d	N47 D20 D	12.13 - 07.15	1995	D	160 kW	206	47
X5 (F15, F85) sDrive 25 d	N47 D20 D	12.13 - 07.18	1995	D	155 kW	206	47
X5 (F15, F85) sDrive 35 i	N55 B30 A	08.13 - 07.18	2979	B	225 kW	202	19
X5 (F15, F85) xDrive 25 d	N47 D20 D	12.13 - 07.15	1995	D	160 kW	206	47
X5 (F15, F85) xDrive 25 d	N47 D20 D	12.13 - 07.15	1995	D	155 kW	206	47
X5 (F15, F85) xDrive 25 d	N57 D30 A	04.14 - 07.18	2993	D	160 kW	206	47
X5 (F15, F85) xDrive 28 i	N20 B20 A	06.15 - 07.18	1997	B	180 kW	205	40
X5 (F15, F85) xDrive 30 d	N57 D30 A	08.13 - 07.18	2993	D	190 kW	206	47
X5 (F15, F85) xDrive 30 d	N57 D30 A	08.13 - 07.18	2993	D	204 kW	206	47
X5 (F15, F85) xDrive 30 d	N57 D30 A	12.13 - 07.18	2993	D	183 kW	206	47
X5 (F15, F85) xDrive 30 d	N57 D30 A	08.13 - 07.18	2993	D	210 kW	206	47
X5 (F15, F85) xDrive 35 i	N55 B30 A	08.13 - 07.18	2979	B	225 kW	202	19
X5 (F15, F85) xDrive 35 i	N55 B30 A	12.13 - 07.18	2979	B	240 kW	202	19
X5 (F15, F85) xDrive 40 d	N57 D30 B	12.13 - 07.18	2993	D	230 kW	206	47
X5 (F15, F85) xDrive 40e	N20 B20 A	08.15 - 07.18	1997	B	230 kW	205	40
X5 (F15, F85) xDrive 40e	N20 B20 A	08.15 - 07.18	1997	B/E	205 kW	205	40
X5 (F15, F85) xDrive 50 i	N63 B44 B	08.13 - 07.18	4395	B	330 kW	210	73











X5 (F15, F85) xDrive 50 i	N63 B44 B	08.13 - 07.18	4395	B	332 kW	210	73
X5 (G05, F95) xDrive 30 d Mild-Hybrid	B57 D30 B	08.20	2993	D	183 kW	202	20
X5 (G05, F95) xDrive 30 d Mild-Hybrid	B57 D30 B	08.20	2993	D	210 kW	202	20
X5 (G05, F95) xDrive 30 d	B57 D30 A	08.18 - 07.20	2993	D	195 kW	202	20
X5 (G05, F95) xDrive 30 d	B57 D30 A	08.18 - 07.20	2993	D	183 kW	202	20
X5 (G05, F95) xDrive 30 i	B48 B20 B	09.19	1998	B	195 kW	201	15
X5 (G05, F95) xDrive 40 d Mild-Hybrid	B57 D30 B	05.20	2993	E	250 kW	202	20
X5 (G05, F95) xDrive M 50 d	B57 D30 C	08.18	2993	D	294 kW	202	20
X5 Van (G05) xDrive 30 d	B57 D30 A	11.19	2993	D	195 kW	202	20
X6 (E71, E72) ActiveHybrid	N63 B44 A	01.09 - 10.11	4395	B	357 kW	210	73
X6 (E71, E72) M 50 d	N57 D30 C	08.11 - 06.14	2993	D	280 kW	206	47
X6 (E71, E72) M	S63 B44 A	07.08 - 06.14	4395	B	414 kW	210	75
X6 (E71, E72) M	S63 B44 A	07.09 - 07.14	4395	B	408 kW	210	75
X6 (E71, E72) xDrive 30 d	M57 D30 (306D3)	04.08 - 12.12	2993	D	173 kW	204	32
X6 (E71, E72) xDrive 30 d	N57 D30 A	04.10 - 07.14	2993	D	180 kW	206	47
X6 (E71, E72) xDrive 30 d	N57 D30 A	04.10 - 07.14	2993	D	155 kW	206	47
X6 (E71, E72) xDrive 30 d	N57 D30 A	04.08 - 12.12	2993	D	173 kW	206	47
X6 (E71, E72) xDrive 35 d	M57 D30 (306D5)	01.08 - 03.10	2993	D	210 kW	204	32
X6 (E71, E72) xDrive 35 i	N54 B30 A	01.08 - 07.14	2979	B	225 kW	201	18
X6 (E71, E72) xDrive 35 i	N54 B30 A	06.07 - 03.10	2979	B	240 kW	201	18
X6 (E71, E72) xDrive 35 i	N54 B30 A	01.08 - 06.14	2979	B	224 kW	201	18
X6 (E71, E72) xDrive 35 i	N55 B30 A	01.08 - 07.14	2979	B	225 kW	202	19
X6 (E71, E72) xDrive 35 i	N55 B30 A	08.12 - 06.14	2979	B	235 kW	202	19
X6 (E71, E72) xDrive 35 i	N55 B30 A	01.08 - 06.14	2979	B	224 kW	202	19
X6 (E71, E72) xDrive 40 d	N57 D30 B	07.09 - 06.14	2993	D	225 kW	206	47
X6 (E71, E72) xDrive 50 i	N63 B44 A	07.08 - 07.14	4395	B	300 kW	210	73
X6 (E71, E72) xDrive 50 i	N63 B44 A	10.07 - 06.14	4395	B	330 kW	210	73
X6 (F16, F86) M 50 d	N57 D30 C	08.14 - 07.19	2993	D	280 kW	206	47
X6 (F16, F86) sDrive 35 i	N55 B30 A	08.14 - 07.19	2979	B	225 kW	202	19
X6 (F16, F86) xDrive 28 i	N20 B20 A	06.15 - 07.19	1997	B	180 kW	205	40
X6 (F16, F86) xDrive 30 d	N57 D30 A	08.14 - 07.19	2993	D	190 kW	206	47
X6 (F16, F86) xDrive 30 d	N57 D30 A	08.14 - 07.19	2993	D	155 kW	206	47
X6 (F16, F86) xDrive 30 d	N57 D30 A	08.14 - 07.19	2993	D	204 kW	206	47
X6 (F16, F86) xDrive 30 d	N57 D30 A	12.14 - 07.19	2993	D	183 kW	206	47
X6 (F16, F86) xDrive 30 d	N57 D30 A	09.16 - 07.19	2993	D	160 kW	206	47
X6 (F16, F86) xDrive 35 i	N55 B30 A	08.14 - 07.19	2979	B	225 kW	202	19
X6 (F16, F86) xDrive 35 i	N55 B30 A	08.14 - 07.19	2979	B	240 kW	202	19
X6 (F16, F86) xDrive 40 d	N57 D30 B	12.14 - 07.19	2993	D	230 kW	206	47
X6 (F16, F86) xDrive 50 i	N63 B44 B	08.14 - 07.19	4395	B	330 kW	210	73
X6 (G06, F96) xDrive 30 d Mild-Hybrid	B57 D30 B	08.20	2993	D	183 kW	202	20
X6 (G06, F96) xDrive 30 d Mild-Hybrid	B57 D30 B	08.20	2993	D	210 kW	202	20
X6 (G06, F96) xDrive 30 d Mild-Hybrid	B57 D30 B	08.20	2993	D	155 kW	202	20
X6 (G06, F96) xDrive 30 d	B57 D30 A	08.19 - 07.20	2993	D	195 kW	202	20
X6 (G06, F96) xDrive 30 d	B57 D30 A	08.19 - 07.20	2993	D	183 kW	202	20
X6 (G06, F96) xDrive 30 d	B57 D30 A	08.19 - 07.20	2993	D	155 kW	202	20
X6 (G06, F96) xDrive 30 i	B48 B20 B	11.19	1998	B	195 kW	201	15
X6 (G06, F96) xDrive 40 d Mild-Hybrid	B57 D30 B	05.20	2993	E	250 kW	202	20
X6 (G06, F96) xDrive M 50 d	B57 D30 C	08.19	2993	D	294 kW	202	20
X7 (G07) xDrive 30 d	B57 D30 A	03.19	2993	D	195 kW	202	20
X7 (G07) xDrive 30 d	B57 D30 A	03.19 - 08.20	2993	D	155 kW	202	20
X7 (G07) xDrive 30 d	B57 D30 A	03.19	2993	D	183 kW	202	20
X7 (G07) xDrive 40 d Mild-Hybrid	B57 D30 B	03.19	2993	D	250 kW	202	20
X7 (G07) xDrive 40 d Mild-Hybrid	B57 D30 B	03.19	2993	D	155 kW	202	20
X7 (G07) xDrive 40 d Mild-Hybrid	B57 D30 B	07.22	2993	D/E	259 kW	202	20
X7 (G07) xDrive M 50 d	B57 D30 C	03.19	2993	D	294 kW	202	20
Z1 Roadster 2.5	M20 B25 (256K1)	06.88 - 06.91	2494	B	125 kW	202	24
Z3 Coupe (E36) 2.8 i	M52 B28 (286S1)	01.98 - 05.00	2793	B	142 kW	204	35
Z3 Coupe (E36) 2.8 i	M52 B28 (286S2)	01.98 - 05.00	2793	B	142 kW	204	35
Z3 Coupe (E36) 3.0 i	M54 B30 (306S3)	06.00 - 06.03	2979	B	170 kW	204	35
Z3 Coupe (E36) 3.0 i	M54 B30 (306S3)	01.01 - 12.02	2979	B	168 kW	204	35
Z3 Coupe (E36) M 3.2	S52 B32 (326S2)	02.98 - 06.00	3152	B	176 kW	209	63
Z3 Coupe (E36) M	S50 B32 (326S1)	04.97 - 06.01	3201	B	236 kW	209	63

			<b>ccm</b>		<b>kw</b>		<b>1</b>	<b>POS</b>
Z3 Coupe (E36) M	S50 B32 (326S3)	04.97 - 06.01	3201	B	236 kW	209	63	
Z3 Coupe (E36) M	S54 B32 (326S4)	06.01 - 06.03	3246	B	239 kW	209	64	
Z3 Coupe (E36) M	S54 B32 (326S4)	09.00 - 12.02	3246	B	235 kW	209	64	
Z3 Roadster (E36) 1.8 i	M43 B18 (184E2)	10.95 - 10.98	1796	B	85 kW	203	31	
Z3 Roadster (E36) 1.9 i	M43 B19 (194E1)	07.98 - 01.03	1895	B	87 kW	206	49	
Z3 Roadster (E36) 1.9 i	M43 B19 (194E1)	01.99 - 01.03	1895	B	85 kW	206	49	
Z3 Roadster (E36) 1.9 i	M44 B19 (194S1)	11.95 - 03.99	1895	B	103 kW	207	50	
Z3 Roadster (E36) 2.0 i	M52 B20 (206S4)	04.99 - 01.03	1990	B	110 kW	200	11	
Z3 Roadster (E36) 2.2 i	M54 B22 (226S1)	10.00 - 06.02	2171	B	125 kW	200	12	
Z3 Roadster (E36) 2.2 i	M54 B22 (226S1)	08.00 - 01.03	2171	B	120 kW	200	12	
Z3 Roadster (E36) 2.5 i	M54 B25 (256S5)	10.00 - 08.02	2494	B	141 kW	204	35	
Z3 Roadster (E36) 2.5	M52 B25 (256S4)	09.98 - 09.00	2494	B	125 kW	204	35	
Z3 Roadster (E36) 2.8 i	M52 B28 (286S1)	11.96 - 06.01	2793	B	142 kW	204	35	
Z3 Roadster (E36) 2.8 i	M52 B28 (286S1)	01.96 - 05.00	2793	B	143 kW	204	35	
Z3 Roadster (E36) 2.8 i	M52 B28 (286S2)	11.96 - 06.01	2793	B	142 kW	204	35	
Z3 Roadster (E36) 2.8 i	M52 B28 (286S2)	01.96 - 05.00	2793	B	143 kW	204	35	
Z3 Roadster (E36) 3.0 i	M54 B30 (306S3)	05.00 - 01.03	2979	B	170 kW	204	35	
Z3 Roadster (E36) 3.0 i	M54 B30 (306S3)	06.00 - 12.02	2979	B	168 kW	204	35	
Z3 Roadster (E36) 3.2 i	S54 B32 (326S4)	09.00 - 12.02	3246	B	235 kW	209	64	
Z3 Roadster (E36) M 3.2	S50 B32 (326S1)	01.97 - 06.00	3201	B	236 kW	209	63	
Z3 Roadster (E36) M 3.2	S52 B32 (326S2)	02.98 - 06.00	3152	B	179 kW	209	63	
Z3 Roadster (E36) M 3.2	S54 B32 (326S4)	06.01 - 01.03	3246	B	239 kW	209	64	
Z4 Coupe (E86) 2.5 i	M54 B25 (256S5)	11.06 - 04.08	2494	B	141 kW	204	35	
Z4 Coupe (E86) 3.0 si	N52 B30 A	04.06 - 08.08	2996	B	195 kW	207	54	
Z4 Coupe (E86) 3.0 si	N52 B30 A	03.06 - 01.09	2996	B	160 kW	207	54	
Z4 Coupe (E86) 3.0 si	N52 B30 A	03.06 - 08.08	2996	B	190 kW	207	54	
Z4 Coupe (E86) 3.0 si	N52 B30 BF	04.06 - 08.08	2996	B	195 kW	207	55	
Z4 Coupe (E86) M	S54 B32 (326S4)	03.06 - 12.08	3246	B	235 kW	209	64	
Z4 Coupe (E86) M	S54 B32 (326S4)	04.06 - 08.08	3246	B	252 kW	209	64	
Z4 Roadster (E85) 2.0 i	N46 B20 A	03.05 - 02.09	1995	B	110 kW	205	42	
Z4 Roadster (E85) 2.0 i	N46 B20 B	03.05 - 02.09	1995	B	110 kW	205	42	
Z4 Roadster (E85) 2.2 i	M54 B22 (226S1)	10.03 - 10.05	2171	B	125 kW	200	12	
Z4 Roadster (E85) 2.5 i	M54 B25 (256S5)	09.02 - 04.08	2494	B	141 kW	204	35	
Z4 Roadster (E85) 2.5 i	N52 B25 A	09.05 - 02.09	2497	B	130 kW	201	17	
Z4 Roadster (E85) 2.5 si	N52 B25 AF	09.05 - 02.09	2497	B	155 kW	201	16	
Z4 Roadster (E85) 2.5 si	N52 B25 A	01.06 - 08.08	2497	B	160 kW	201	17	
Z4 Roadster (E85) 2.5 si	N52 B25 A	09.05 - 02.09	2497	B	155 kW	201	17	
Z4 Roadster (E85) 3.0 i	M54 B30 (306S3)	09.02 - 12.05	2979	B	170 kW	204	35	
Z4 Roadster (E85) 3.0 si	N52 B30 A	01.06 - 08.08	2996	B	190 kW	207	54	
Z4 Roadster (E85) 3.0 si	N52 B30 A	01.06 - 08.08	2996	B	195 kW	207	54	
Z4 Roadster (E85) 3.0 si	N52 B30 A	09.05 - 12.08	2996	B	160 kW	207	54	
Z4 Roadster (E85) 3.0 si	N52 B30 BF	01.06 - 08.08	2996	B	190 kW	207	55	
Z4 Roadster (E85) 3.0 si	N52 B30 BF	01.06 - 08.08	2996	B	195 kW	207	55	
Z4 Roadster (E85) 3.2	S54 B32 (326S4)	09.05 - 12.07	3246	B	235 kW	209	64	
Z4 Roadster (E85) M	S54 B32 (326S4)	01.06 - 08.08	3246	B	252 kW	209	64	
Z4 Roadster (E89) sDrive 18 i	N20 B20 A	04.13 - 08.16	1997	B	115 kW	205	40	
Z4 Roadster (E89) sDrive 20 i	N20 B20 A	09.11 - 08.16	1997	B	135 kW	205	40	
Z4 Roadster (E89) sDrive 20 i	N20 B20 A	09.11 - 08.16	1997	B	120 kW	205	40	
Z4 Roadster (E89) sDrive 23 i	N52 B25 A	03.09 - 11.13	2497	B	150 kW	201	17	
Z4 Roadster (E89) sDrive 23 i	N52 B25 BF	03.09 - 11.13	2497	B	150 kW	201	16	
Z4 Roadster (E89) sDrive 28 i	N20 B20 A	09.11 - 08.16	1997	B	180 kW	205	40	
Z4 Roadster (E89) sDrive 30 i	N52 B30 A	02.09 - 08.11	2996	B	190 kW	207	54	
Z4 Roadster (E89) sDrive 30 i	N52 B30 A	05.09 - 08.11	2996	B	195 kW	207	54	
Z4 Roadster (E89) sDrive 30 i	N52 B30 BF	02.09 - 08.11	2996	B	190 kW	207	55	
Z4 Roadster (E89) sDrive 30 i	N52 B30 B	02.09 - 08.11	2996	B	190 kW	207	55	
Z4 Roadster (E89) sDrive 35 i	N54 B30 A	02.09 - 08.16	2979	B	225 kW	201	18	
Z4 Roadster (E89) sDrive 35 i	N54 B30 A	02.09 - 08.16	2979	B	224 kW	201	18	
Z4 Roadster (E89) sDrive 35 is	N54 B30 A	03.10 - 08.16	2979	B	250 kW	201	18	
Z4 Roadster (G29) sDrive 20 i	B48 B20 B	11.18	1998	B	145 kW	201	15	
Z4 Roadster (G29) sDrive 20 i	B48 B20 B	11.18	1998	B	120 kW	201	15	
Z4 Roadster (G29) sDrive 30 i	B48 B20 B	11.18	1998	B	190 kW	201	15	
Z8 Roadster (E52) 4.9	S62 B50 (508S1)	01.00 - 12.03	4941	B	294 kW	212	86	



ENGINE			ccm	kW			1 POS	ENGINE			ccm	kW			1 POS
B37 C15 A	84,000	3	1496	70 - 85 kW	D	202	20	M21 D24 (246DB)	80,000	6	2443	63 kW	D	199	4
B37 D15 A	84,000	3	1496	70 - 85 kW	D	202	20	M21 D24 (246TA)	80,000	6	2443	85 kW	D	199	5
B38 A15 A	82,000	3	1499	75 - 103 kW	B	201	15	M21 D24 (246TB)	80,000	6	2443	85 kW	D	199	5
B38 B15 A	82,000	3	1499	80 - 100 kW	B	201	15	M21 D24 W	80,000	6	2443	63 kW	D	199	6
B46 A20 B	82,000	4	1998	141 - 170 kW	B	201	15	M30 B25	86,000	6	2494	107 - 125 kW	B	208	57
B47 C20 A	84,000	4	1995	100 - 140 kW	D	202	20	M30 B28 (286EA)	86,000	6	2788	135 kW	B	208	58
B47 D20 A	84,000	4	1995	85 - 155 kW	D	206	47	M30 B28	86,000	6	2788	121 - 141 kW	B	208	57
B48 A20 A	82,000	4	1998	120 - 170 kW	B	201	15	M30 B30 (306EA)	89,000	6	2986	131 - 147 kW	B	209	69
B48 A20 B	82,000	4	1998	141 - 195 kW	B	201	15	M30 B30 (306KA)	89,000	6	2986	131 - 147 kW	B	209	69
B48 B20 A	82,000	4	1998	100 - 190 kW	B	201	15	M30 B30	89,000	6	2986	131 - 147 kW	B	209	69
B48 B20 B	82,000	4	1998	120 - 195 kW	B	201	15	M30 B32 (315/1A)	89,000	6	3153	152 kW	B	210	70
B57 D30 A	84,000	6	2993	155 - 235 kW	D	202	20	M30 B32 (326TA)	89,000	6	3210	185 kW	B	210	71
B57 D30 B	84,000	6	2993	155 - 259 kW	D	202	20	M30 B32 (330EL)	89,000	6	3210	130 - 152 kW	B	210	71
B57 D30 C	84,000	6	2993	294 kW	D	202	20	M30 B32	89,000	6	3210	130 - 152 kW	B	209	69
B58 B30 A	82,000	6	2998	239 - 265 kW	B	201	15	M30 B34 (346EA)	92,000	6	3430	160 kW	B	210	77
M10 B16 (164VA)	84,000	4	1573	55 - 77 kW	B	202	21	M30 B34 (346EC)	92,000	6	3430	136 - 162 kW	B	210	77
M10 B16 (164VB)	84,000	4	1573	55 - 77 kW	B	202	21	M30 B34 (346KA)	92,000	6	3430	136 - 141 kW	B	210	77
M10 B16 (16A)	84,000	4	1573	55 - 77 kW	B	202	21	M30 B34 (346KB)	92,000	6	3430	136 - 160 kW	B	210	77
M10 B16 A	84,000	4	1573	55 - 77 kW	B	202	22	M30 B34 (346TA)	92,000	6	3430	185 kW	B	210	77
M10 B18 (184EA)	89,000	4	1766	66 - 77 kW	B	209	66	M30 B35 (346EC)	93,400	6	3453	160 kW	B	211	82
M10 B18 (184EB)	89,000	4	1766	66 - 77 kW	B	209	66	M30 B35 (356EA)	93,400	6	3453	160 kW	B	211	82
M10 B18 (184EW)	89,000	4	1766	66 - 77 kW	B	209	67	M30 B35 (L-Jetro- nic,10:1)	93,400	6	3453	160 kW	B	211	83
M10 B18 (184EY)	89,000	4	1766	66 - 77 kW	B	209	67	M30 B35 (Motro- nic,10:1)	92,000	6	3430	160 kW	B	211	78
M10 B18 (184EZ)	89,000	4	1766	66 - 77 kW	B	209	67	M30 B35 (Motro- nic,9.2:1)	92,000	6	3430	162 kW	B	211	78
M10 B18 (184KA)	89,000	4	1766	66 - 77 kW	B	209	66	M40 B16 (164E1)	84,000	4	1596	73 - 75 kW	B	203	27
M10 B18 (184VA)	89,000	4	1766	66 - 77 kW	B	209	66	M40 B16 C	84,000	4	1596	73 kW	B	203	28
M10 B18 (184VB)	89,000	4	1766	66 - 77 kW	B	209	66	M40 B16	84,000	4	1596	73 - 75 kW	B	203	26
M10 B18 (184VC)	89,000	4	1766	66 - 77 kW	B	209	66	M40 B18 (184E1)	84,000	4	1796	83 - 85 kW	B	203	27
M10 B18 (184VD)	89,000	4	1766	66 - 77 kW	B	209	66	M40 B18 C	84,000	4	1796	103 kW	B	203	29
M10 B18 (184VU)	89,000	4	1766	66 - 77 kW	B	209	67	M41 D17 (174T1)	80,000	4	1665	66 kW	D	199	7
M10 B18 (320US)	89,000	4	1766	66 - 77 kW	B	209	68	M42 B18 (184S1)	84,000	4	1796	100 - 103 kW	B	203	30
M10 B18	89,000	4	1766	66 - 77 kW	B	209	65	M43 B16 (164E2)	84,000	4	1596	75 - 77 kW	B/G	203	31
M10 B20 (22T A)	89,000	4	1990	125 kW	B	209	68	M43 B16 (164E3)	84,000	4	1596	77 kW	B	203	31
M10 B20 (22TIU)	89,000	4	1990	125 kW	B	209	67	M43 B18 (184E2)	84,000	4	1796	83 - 85 kW	B	203	31
M10 B20 (23EA)	89,000	4	1990	96 kW	B	209	67	M43 B19 (194E1)	85,000	4	1895	77 - 87 kW	B	206	49
M10 B20 (320EK)	89,000	4	1990	74 - 96 kW	B	209	67	M44 B19 (194S1)	85,000	4	1895	103 kW	B	207	50
M10 B20 (320US)	89,000	4	1990	74 - 96 kW	B	209	67	M47 D20 (204D1)	84,000	4	1951	85 - 100 kW	D	204	32
M10 B20 A	89,000	4	1990	74 - 101 kW	B	209	67	M47 D20 (204D4)	84,000	4	1995	85 - 120 kW	D	204	32
M10 B20	89,000	4	1990	74 - 101 kW	B	209	66	M50 B20 (206S1)	80,000	6	1990	110 kW	B	200	8
M118	84,000	4	1773	66 - 96 kW	B	202	23	M50 B20 (206S2)	80,000	6	1990	110 kW	B	200	9
M20 B20 (206EA)	80,000	6	1990	90 - 110 kW	B	199	4	M50 B25 (256S1)	84,000	6	2494	141 kW	B	204	33
M20 B20 (206EB)	80,000	6	1990	90 - 110 kW	B	199	4	M50 B25 (256S2)	84,000	6	2494	141 kW	B	204	34
M20 B20 (206EC)	80,000	6	1990	90 - 110 kW	B	199	4	M51 D25 (256T1)	80,000	6	2497	85 - 105 kW	D	200	10
M20 B20 (206EE)	80,000	6	1990	90 - 110 kW	B	199	4	M52 B20 (206S3)	80,000	6	1990	100 - 110 kW	B	200	11
M20 B20 (206EY)	80,000	6	1990	90 - 110 kW	B	199	4	M52 B20 (206SA)	80,000	6	1990	100 - 110 kW	B	200	11
M20 B20 (206EZ)	80,000	6	1990	90 - 110 kW	B	199	4	M52 B25 (256S3)	84,000	6	2494	120 - 141 kW	B	204	35
M20 B20 (206KA)	80,000	6	1990	90 - 110 kW	B	199	4	M52 B25 (256S4)	84,000	6	2494	120 - 141 kW	B	204	35
M20 B20 (206VA)	80,000	6	1990	90 - 110 kW	B	199	4	M52 B28 (286S1)	84,000	6	2793	141 - 143 kW	B	204	35
M20 B20	80,000	6	1990	90 - 110 kW	B	199	3	M52 B28 (286S2)	84,000	6	2793	141 - 144 kW	B	204	35
M20 B23 (236EA)	80,000	6	2316	102 - 110 kW	B	199	4	M54 B22 (226S1)	80,000	6	2171	120 - 125 kW	B	200	12
M20 B23 (236EB)	80,000	6	2316	102 - 110 kW	B	199	4	M54 B25 (256S3)	84,000	6	2494	141 kW	B	204	36
M20 B23 (236EC)	80,000	6	2316	102 - 110 kW	B	199	4	M54 B25 (256S5)	84,000	6	2494	137 - 141 kW	B	204	35
M20 B23 (236EW)	80,000	6	2316	102 - 110 kW	B	199	4	M54 B30 (306S3)	84,000	6	2979	163 - 170 kW	B	204	35
M20 B25 (256E1)	84,000	6	2494	125 - 126 kW	B	202	24	M57 D25 (256D1)	80,000	6	2497	120 kW	D	201	13
M20 B25 (256E2)	84,000	6	2494	125 - 141 kW	B	202	24	M57 D25 (256D2)	80,000	6	2497	120 - 130 kW	D	201	14
M20 B25 (256EX)	84,000	6	2494	125 - 126 kW	B	202	24	M57 D30 (306D1)	84,000	6	2926	135 - 142 kW	D	204	32
M20 B25 (256K1)	84,000	6	2494	125 - 126 kW	B	202	24	M57 D30 (306D2)	84,000	6	2993	150 - 160 kW	D	204	32
M20 B27 (276EA)	84,000	6	2693	90 - 95 kW	B	202	25	M57 D30 (306D3)	84,000	6	2993	135 - 173 kW	D	204	32
M20 B27 (276EB)	84,000	6	2693	90 - 95 kW	B	202	25	M57 D30 (306D4)	84,000	6	2993	198 - 200 kW	D	204	32
M20 B27 (276KA)	84,000	6	2693	90 - 95 kW	B	202	25	M57 D30 (306D5)	84,000	6	2993	198 - 221 kW	D	204	32
M20 B27 (276KB)	84,000	6	2693	90 - 95 kW	B	202	25								
M21 D24 (246DA)	80,000	6	2443	63 kW	D	199	5								

ENGINE			ccm	kW			1 POS	ENGINE			ccm	kW			1 POS
M60 B30 (308S1)	84,000	8	2997	155 - 160 kW	B	205	38	N52 B30 AE	85,000	6	2996	179 kW	B	207	55
M60 B30	84,000	8	2997	155 - 160 kW	B	205	37	N52 B30 AF	85,000	6	2996	179 - 200 kW	B	207	55
M60 B40 (408S1)	89,000	8	3982	210 kW	B	210	72	N52 B30 A	85,000	6	2996	155 - 200 kW	B	207	54
M62 B35 (358S1)	84,000	8	3498	173 kW	B	205	39	N52 B30 BF	85,000	6	2996	160 - 200 kW	B	207	55
M62 B35 (358S2)	84,000	8	3498	173 - 180 kW	B	205	39	N52 B30 B	85,000	6	2996	160 - 200 kW	B	207	55
M62 B35 TU	84,000	8	3498	175 - 180 kW	B	205	39	N53 B25 A	82,000	6	2497	140 kW	B	201	17
M62 B44 (448S1)	92,000	8	4398	210 kW	B	211	79	N53 B30 A	85,000	6	2996	150 - 200 kW	B	208	56
M62 B44 (448S2)	92,000	8	4398	210 kW	B	211	79	N53 B30	85,000	6	2996	160 - 200 kW	B	208	56
M62 B46 (468S1)	93,000	8	4619	255 - 261 kW	B	211	80	N54 B30 A	84,000	6	2979	200 - 264 kW	B	201	18
M67 D39 (398D1)	84,000	8	3901	180 - 190 kW	D	204	32	N54 B30 B	84,000	6	2979	225 kW	B	201	18
M70 B50 (5012A)	84,000	12	4988	220 - 230 kW	B	203	29	N55 B30 A	84,000	6	2979	200 - 272 kW	B	202	19
M70 B56	86,000	12	5576	280 kW	B	208	59	N57 306 D2	84,000	6	2993	160 kW	D	204	32
M73 B54 (54121)	85,000	12	5379	240 kW	B	207	52	N57 306 D3	84,000	6	2993	145 kW	D	206	48
M73 B54 (54122)	85,000	12	5379	240 - 243 kW	B	207	52	N57 D30 A	84,000	6	2993	150 - 210 kW	D	206	47
M73 B54	85,000	12	5379	240 kW	B	207	51	N57 D30 B	84,000	6	2993	220 - 230 kW	D	206	47
M88 B35 (356ED)	93,400	6	3453	204 - 210 kW	B	212	85	N57 D30 C	84,000	6	2993	280 kW	D	206	47
M88	93,400	6	3453	204 kW	B	212	85	N57N 306 D2	84,000	6	2993	170 kW	D	204	32
N13 B16 A	77,000	4	1598	75 - 130 kW	B	199	1	N57N 306 D3	84,000	6	2993	145 - 170 kW	D	204	32
N20 B20 A	84,000	4	1997	110 - 205 kW	B	205	40	N57N 306 D5	84,000	6	2993	210 kW	D	204	32
N20 B20 B	84,000	4	1997	120 - 135 kW	B	205	40	N62 B44 A	92,000	8	4398	235 - 245 kW	B	210	76
N20 B20 D	84,000	4	1997	135 kW	B	205	40	N62 B48 A	93,000	8	4799	261 - 270 kW	B	211	81
N40 B16 A	84,000	4	1596	77 - 85 kW	B	205	41	N62 B48 B	93,000	8	4799	261 - 270 kW	B	211	81
N42 B18 A	84,000	4	1796	85 kW	B	205	42	N63 B44 A	89,000	8	4395	298 - 330 kW	B	210	73
N42 B20 A	84,000	4	1995	100 - 110 kW	B	205	42	N63 B44 B	89,000	8	4395	298 - 339 kW	B	210	73
N42 B20 B	84,000	4	1995	95 kW	B	205	42	N63 B44 C	89,000	8	4395	330 - 340 kW	B	210	73
N42 B20	84,000	4	1995	105 kW	B	205	43	S14 204 EA	89,000	4	1990	141 kW	B	210	74
N43 B16 AA	82,000	4	1599	89 - 90 kW	B	201	15	S14 B20 (204EA)	89,000	4	1990	141 kW	B	210	74
N43 B16 A	82,000	4	1599	85 - 90 kW	B	201	15	S14 B23 (234EA)	93,400	4	2302	143 - 162 kW	B	211	84
N43 B20 A	84,000	4	1995	90 - 125 kW	B	206	44	S14 B23 (234S1)	93,400	4	2302	143 - 162 kW	B	211	84
N45 B16 A	84,000	4	1596	85 kW	B	206	45	S14 B23 (234S2)	93,400	4	2303	143 - 162 kW	B	211	84
N45 B16 TU2	84,000	4	1596	85 - 90 kW	B	206	45	S14 B23 (EVO I)	93,400	4	2302	162 kW	B	212	85
N45 B20 A	85,000	4	1997	127 kW	B	207	53	S14 B25 (254S1)	95,000	4	2467	175 kW	B	212	88
N46 B18 A	84,000	4	1796	85 kW	B	205	42	S14 B25 (EVO II)	95,000	4	2467	175 kW	B	212	88
N46 B20 A	84,000	4	1995	95 - 125 kW	B	205	42	S38 B35 (356EB)	93,400	6	3453	211 kW	B	212	85
N46 B20 BD	84,000	4	1995	95 - 125 kW	B	205	42	S38 B35 (356ED)	93,400	6	3453	191 - 211 kW	B	212	85
N46 B20 B	84,000	4	1995	95 - 125 kW	B	205	42	S38 B35 (356EE)	93,400	6	3453	211 kW	B	212	85
N46 B20 CC	84,000	4	1995	95 - 125 kW	B	205	42	S38 B35 (356EY)	93,400	6	3453	211 kW	B	212	85
N46 B20 CD	84,000	4	1995	95 - 125 kW	B	205	42	S38 B35 AF	93,400	6	3453	210 kW	B	212	85
N46 B20 C	84,000	4	1995	95 - 125 kW	B	206	46	S38 B38 (386S1)	94,600	6	3795	250 kW	B	212	87
N46 B20 E	84,000	4	1995	95 - 125 kW	B	205	42	S38B35B	93,400	6	3453	163 - 163 kW	B	212	85
N47 D16 A	78,000	4	1598	70 - 85 kW	D	199	2	S50 326 S4	86,400	6	3201	252 kW	B	209	63
N47 D20 A	84,000	4	1995	66 - 145 kW	D	206	47	S50 B30 (306S1)	86,000	6	2990	179 - 217 kW	B	208	60
N47 D20 B	84,000	4	1995	150 kW	D	206	47	S50 B30 (306S2)	86,000	6	2990	176 kW	B	208	61
N47 D20 C	84,000	4	1995	66 - 150 kW	D	206	47	S50 B32 (326S1)	86,400	6	3201	236 kW	B	209	63
N47 D20 D	84,000	4	1995	150 - 160 kW	D	206	47	S50 B32 (326S3)	86,400	6	3201	236 kW	B	209	63
N52 B25 AE	82,000	6	2497	130 - 140 kW	B	201	16	S50 B32 (326S4)	86,400	6	3201	252 kW	B	209	63
N52 B25 AF	82,000	6	2497	150 - 160 kW	B	201	16	S50 B32	86,400	6	3201	236 kW	B	209	63
N52 B25 A	82,000	6	2497	130 - 160 kW	B	201	17	S52 B32 (326S2)	86,400	6	3152	176 - 179 kW	B	209	63
N52 B25 BE	82,000	6	2497	130 - 140 kW	B	201	16	S52 B32	86,400	6	3152	179 kW	B	209	63
N52 B25 BF	82,000	6	2497	130 - 160 kW	B	201	16	S54 B32 (326S4)	87,000	6	3246	235 - 265 kW	B	209	64
N52 B25 B	82,000	6	2497	130 - 160 kW	B	201	16	S62 B50 (508S1)	94,000	8	4941	294 kW	B	212	86
N52 B25 C	82,000	6	2497	160 kW	B	201	17	S63 B44 A	89,000	8	4395	408 - 414 kW	B	210	75
N52 B25	82,000	6	2497	130 - 163 kW	B	201	17	S70 B56 (56121)	86,000	12	5576	277 - 280 kW	B	208	62





77,000 mm

1

N13 B16 A ,

M-5

861138-4

26,20 x 5,00 x 110,10 x 45°

970703-8

Hydro

78,000 mm

2

N47 D16 A ,

M-5

80,000 mm

3

M20 B20 ,

850710-6

40,00 x 7,00 x 102,50 x 45°

880732-4

13,04 x 7,00 x 45,00 | IN | EX

M-7

860711-6

33,90 x 7,00 x 102,50 x 45°

915001-8

Ø 7,00

80,000 mm

4

M20 B20 (206EA) , M20 B20 (206EB) , M20 B20 (206EC) , M20 B20 (206EE) , M20 B20 (206EY) , M20 B20 (206EZ) , M20 B20 (206KA) , M20 B20 (206VA) , M20 B23 (236EA) , M20 B23 (236EB) , M20 B23 (236EC) , M20 B23 (236EW) , M21 D24 (246DB) ,

915001-8

Ø 7,00

80,000 mm

5

M21 D24 (246DA) , M21 D24 (246TA) , M21 D24 (246TB) ,

M-7

915001-8

Ø 7,00

80,000 mm

6

M21 D24 W ,

880726-6

13,07 x 7,00 x 45,00 | IN

M-7

880732-4

13,04 x 7,00 x 45,00 | IN | EX

915001-8

Ø 7,00

973701-8

Hydro

80,000 mm

7

M41 D17 (174T1) ,

850754-6

36,00 x 6,00 x 104,00 x 45°

880728-6

12,55 x 6,00 x 39,50 | IN

M-6

853527-4

35,90 x 6,00 x 104,00 x 45°

915097-8

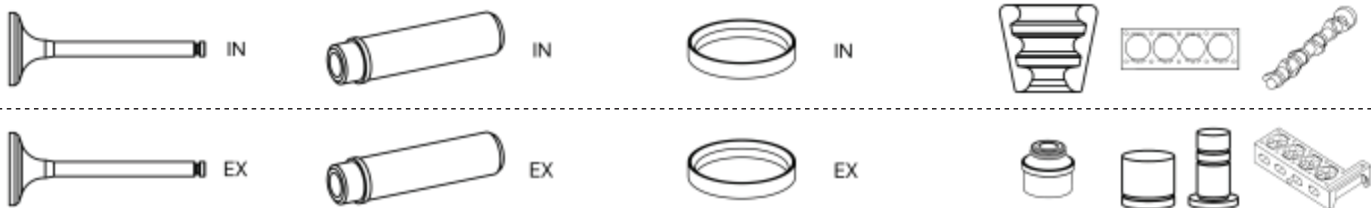
Ø 6,00

970702-8

Hydro

863528-4

30,80 x 6,00 x 103,00 x 45°



## 80,000 mm

8

M50 B20 (206S1),

**850728-6**

30,10 x 7,00 x 107,90 x 45°

**880724-4**

12,55 x 6,00 x 43,40 | IN | EX

M-7

**880734-4**

12,53 x 7,00 x 43,50 | IN | EX

M-6

**860717-6**

26,90 x 6,00 x 106,00 x 45°

**915001-8**

Ø 7,00

**970702-8**

Hydro

**860729-6**

27,00 x 7,00 x 107,00 x 45°

**971002-8**

Hydro

## 80,000 mm

9

M50 B20 (206S2),

**850728-6**

30,10 x 7,00 x 107,90 x 45°

**880724-4**

12,55 x 6,00 x 43,40 | IN | EX

M-7

**880734-4**

12,53 x 7,00 x 43,50 | IN | EX

M-6

**860717-6**

26,90 x 6,00 x 106,00 x 45°

**915097-8**

Ø 6,00

**970702-8**

Hydro

**860729-6**

27,00 x 7,00 x 107,00 x 45°

**971002-8**

Hydro

## 80,000 mm

10

M51 D25 (256T1),

**863528-4**

30,80 x 6,00 x 103,00 x 45°

**915001-8**

Ø 7,00

**970702-8**

Hydro

**915097-8**

Ø 6,00

## 80,000 mm

11

M52 B20 (206S3), M52 B20 (206S4),

**850728-6**

30,10 x 7,00 x 107,90 x 45°

**880724-4**

12,55 x 6,00 x 43,40 | IN | EX

M-7

**880734-4**

12,53 x 7,00 x 43,50 | IN | EX

M-6

**860717-6**

26,90 x 6,00 x 106,00 x 45°

**915097-8**

Ø 6,00

**971002-8**

Hydro

**860729-6**

27,00 x 7,00 x 107,00 x 45°

## 80,000 mm

12

M54 B22 (226S1),

**880724-4**

12,55 x 6,00 x 43,40 | IN | EX

M-6

**860717-6**

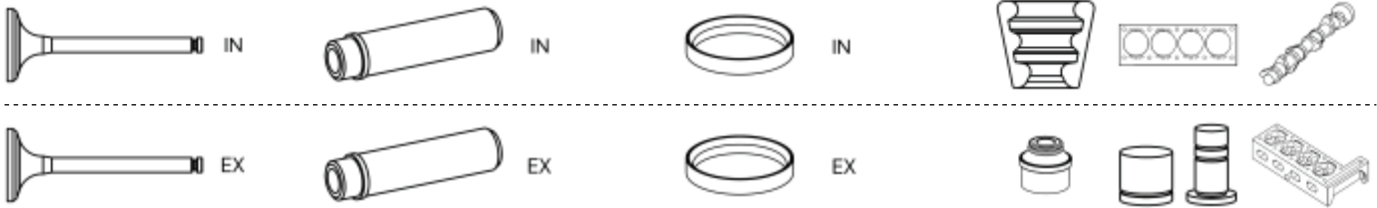
26,90 x 6,00 x 106,00 x 45°

**915097-8**

Ø 6,00

**971002-8**

Hydro



80,000 mm

13

M57 D25 (256D1),

850756-4

880756-4

M-6

26,00 x 6,00 x 100,00 x 45°

11,54 x 6,00 x 39,00 | IN | EX

973701-8

Hydro

80,000 mm

14

M57 D25 (256D2),

850756-4

880756-4

M-6

26,00 x 6,00 x 100,00 x 45°

11,54 x 6,00 x 39,00 | IN | EX

82,000 mm

15

B38 A15 A , B38 B15 A , B46 A20 B , B48 A20 A , B48 A20 B , B48 B20 A , B48 B20 B , B58 B30 A , N43 B16 AA , N43 B16 A ,

M-6

82,000 mm

16

N52 B25 AE , N52 B25 AF , N52 B25 BE , N52 B25 BF , N52 B25 B ,

850747-6

M-6

32,30 x 5,00 x 104,50 x 45°

M-5

860719-4

35,00 x 7,00 x 101,00 x 45°

82,000 mm

17

N52 B25 A , N52 B25 C , N52 B25 , N53 B25 A ,

850747-6

M-6

32,30 x 5,00 x 104,50 x 45°

M-5

860719-4

35,00 x 7,00 x 101,00 x 45°

860748-6

27,10 x 6,00 x 110,40 x 45°

84,000 mm

18

N54 B30 A , N54 B30 B ,

M-6

M-5

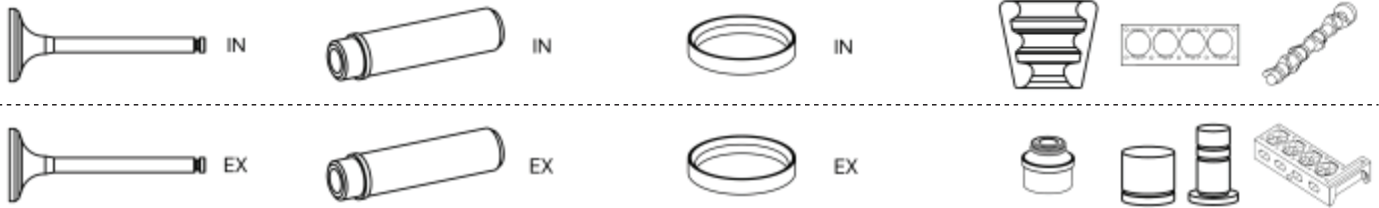
860701-4

28,00 x 6,00 x 114,65 x 45°

973701-8

Hydro





**84,000 mm**

**19**

N55 B30 A ,

M-6

M-5

973701-8

Hydro

**84,000 mm**

**20**

B37 C15 A , B37 D15 A , B47 C20 A , B57 D30 A , B57 D30 B , B57 D30 C ,

850741-4

M-5

27,20 x 5,00 x 94,00 x 45°

860742-4

24,60 x 5,00 x 94,00 x 45°

**84,000 mm**

**21**

M10 B16 (164VA) , M10 B16 (164VB) , M10 B16 (16A) ,

850703-4

880731-4

M-8

41,90 x 8,00 x 104,00 x 45°

14,04 x 8,00 x 50,00 | IN | EX

860702-4

912801-8

35,00 x 8,00 x 104,00 x 45°

Ø 8,00

**84,000 mm**

**22**

M10 B16 A ,

912801-8

Ø 8,00

**84,000 mm**

**23**

M118 ,

900715-1

**84,000 mm**

**24**

M20 B25 (256E1) , M20 B25 (256E2) , M20 B25 (256EX) , M20 B25 (256K1) ,

850712-6

880732-4

M-7

41,90 x 7,00 x 102,35 x 45°

13,04 x 7,00 x 45,00 | IN | EX

860713-6

915001-8

35,90 x 7,00 x 102,50 x 45°

Ø 7,00

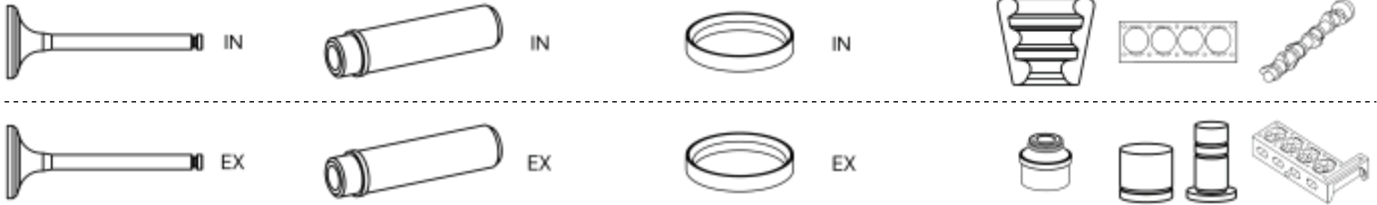
**84,000 mm**

**25**

M20 B27 (276EA) , M20 B27 (276EB) , M20 B27 (276KA) , M20 B27 (276KB) ,

915001-8

Ø 7,00



84,000 mm

26

M40 B16 ,

850718-4

880734-4

41,80 x 7,00 x 102,03 x 45°

12,53 x 7,00 x 43,50 | IN | EX

915001-8

Ø 7,00

84,000 mm

27

M40 B16 (164E1) , M40 B18 (184E1) ,

850718-4

880734-4

M-7

510701-1

41,80 x 7,00 x 102,03 x 45°

12,53 x 7,00 x 43,50 | IN | EX

860721-4

36,00 x 7,00 x 100,00 x 45°

915001-8

Ø 7,00

970701-8

Hydro

84,000 mm

28

M40 B16 C ,

850726-4

880734-4

M-7

33,00 x 7,00 x 106,90 x 45°

12,53 x 7,00 x 43,50 | IN | EX

915001-8

Ø 7,00

970701-8

Hydro

84,000 mm

29

M40 B18 C , M70 B50 (5012A) ,

850718-4

880734-4

M-7

41,80 x 7,00 x 102,03 x 45°

12,53 x 7,00 x 43,50 | IN | EX

860721-4

36,00 x 7,00 x 100,00 x 45°

915001-8

Ø 7,00

970701-8

Hydro

84,000 mm

30

M42 B18 (184S1) ,

850732-4

880724-4

M-6

33,00 x 6,00 x 106,10 x 45°

12,55 x 6,00 x 43,40 | IN | EX

850743-6

33,10 x 6,00 x 106,00 x 45°

860733-4

30,60 x 6,00 x 105,70 x 45°

915001-8

Ø 7,00

970702-8

Hydro

860735-4

36,00 x 7,00 x 103,00 x 45°

915097-8

Ø 6,00

860744-6

30,60 x 6,00 x 105,70 x 45°

84,000 mm

31

M43 B16 (164E2) , M43 B16 (164E3) , M43 B18 (184E2) ,

850734-4

880734-4

M-7

42,00 x 7,00 x 104,00 x 45°

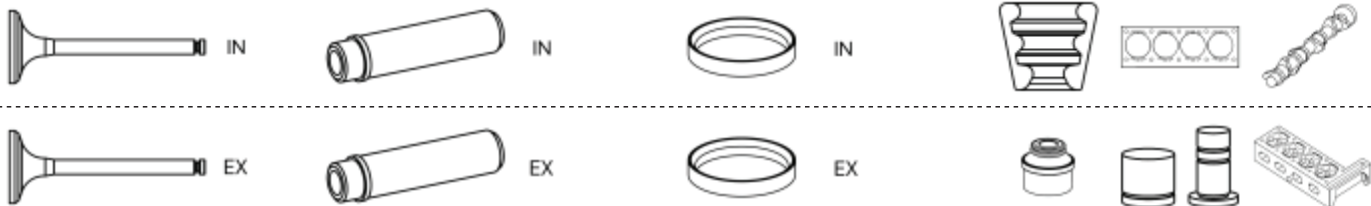
12,53 x 7,00 x 43,50 | IN | EX

915001-8

Ø 7,00

970701-8

Hydro



## 84,000 mm

**32**

M47 D20 (204D1), M47 D20 (204D4), M57 D30 (306D1), M57 D30 (306D2), M57 D30 (306D3), M57 D30 (306D4), M57 D30 (306D5), M67 D39 (398D1), N57 306 D2, N57N 306 D2, N57N 306 D3, N57N 306 D5,

**850756-4**

**880756-4**

**M-6**

26,00 x 6,00 x 100,00 x 45°

11,54 x 6,00 x 39,00 | IN | EX

**973701-8**

Hydro

## 84,000 mm

**33**

M50 B25 (256S1),

**850732-4**

33,00 x 6,00 x 106,10 x 45°

**850743-6**

33,10 x 6,00 x 106,00 x 45°

**860744-6**

30,60 x 6,00 x 105,70 x 45°

**915001-8**

Ø 7,00

**970702-8**

Hydro

**915097-8**

Ø 6,00

**971002-8**

Hydro

## 84,000 mm

**34**

M50 B25 (256S2),

**850732-4**

33,00 x 6,00 x 106,10 x 45°

**850743-6**

33,10 x 6,00 x 106,00 x 45°

**860744-6**

30,60 x 6,00 x 105,70 x 45°

**915097-8**

Ø 6,00

**970702-8**

Hydro

**971002-8**

Hydro

## 84,000 mm

**35**

M52 B25 (256S3), M52 B25 (256S4), M52 B28 (286S1), M52 B28 (286S2), M54 B25 (256S5), M54 B30 (306S3),

**850732-4**

**880724-4**

**M-6**

33,00 x 6,00 x 106,10 x 45°

12,55 x 6,00 x 43,40 | IN | EX

**850743-6**

33,10 x 6,00 x 106,00 x 45°

**860733-4**

30,60 x 6,00 x 105,70 x 45°

**860735-4**

36,00 x 7,00 x 103,00 x 45°

**860744-6**

30,60 x 6,00 x 105,70 x 45°

**915097-8**

Ø 6,00

**971002-8**

Hydro

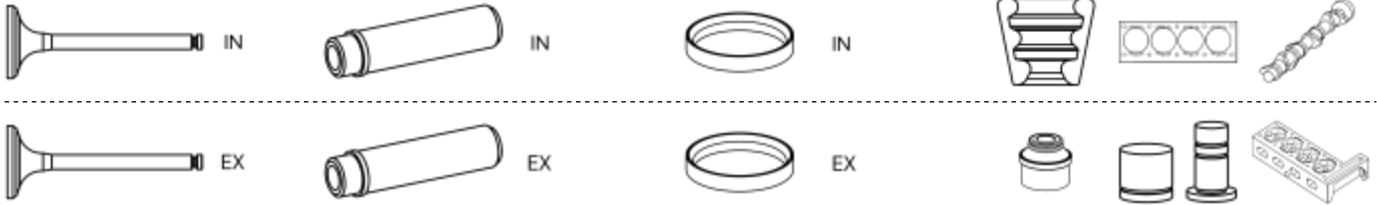
## 84,000 mm

**36**

M54 B25 (256S3),

**915097-8**

Ø 6,00



84,000 mm

37

M60 B30 ,

850722-4

32,05 x 6,00 x 104,30 x 45°

915097-8

Ø 6,00

84,000 mm

38

M60 B30 (308S1) ,

880724-4

12,55 x 6,00 x 43,40 | IN | EX

860725-4

28,60 x 6,00 x 104,00 x 45°

915097-8

Ø 6,00

84,000 mm

39

M62 B35 (358S1) , M62 B35 (358S2) , M62 B35 TU ,

850722-4

32,05 x 6,00 x 104,30 x 45°

880724-4

12,55 x 6,00 x 43,40 | IN | EX

860725-4

28,60 x 6,00 x 104,00 x 45°

915097-8

Ø 6,00

84,000 mm

40

N20 B20 A , N20 B20 B , N20 B20 D ,

M-6

M-5

84,000 mm

41

N40 B16 A ,

850738-4

32,00 x 6,00 x 100,00 x 30°

M-6

850790-4

35,00 x 6,00 x 100,00 x 45°

860739-4

29,00 x 6,00 x 100,00 x 45°

84,000 mm

42

N42 B18 A , N42 B20 A , N42 B20 B , N46 B18 A , N46 B20 A , N46 B20 BD , N46 B20 B , N46 B20 CC , N46 B20 CD , N46 B20 E ,

850738-4

32,00 x 6,00 x 100,00 x 30°

M-6

860739-4

29,00 x 6,00 x 100,00 x 45°

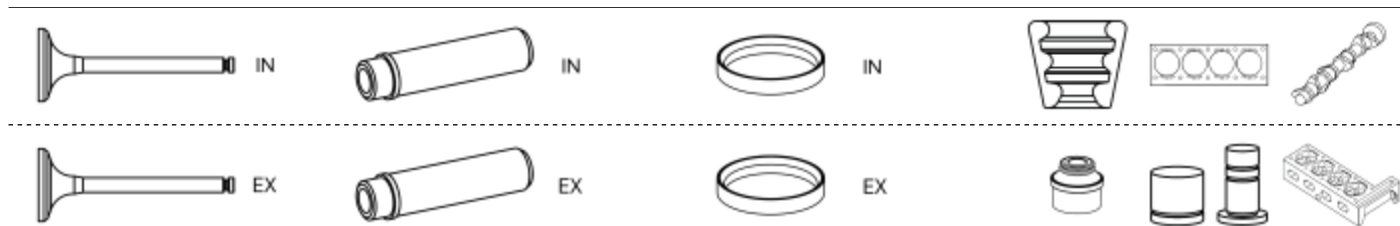
84,000 mm

43

N42 B20 ,

850738-4

32,00 x 6,00 x 100,00 x 30°



<b>84,000 mm</b>	<b>44</b>
------------------	-----------

N43 B20 A ,	
<b>850700-4</b>	M-6
31,40 x 6,00 x 106,65 x 45°	
-----	
<b>860701-4</b>	
28,00 x 6,00 x 114,65 x 45°	

<b>84,000 mm</b>	<b>45</b>
------------------	-----------

N45 B16 A , N45 B16 TU2 ,	
<b>850790-4</b>	M-6
35,00 x 6,00 x 100,00 x 45°	
-----	
<b>860739-4</b>	
29,00 x 6,00 x 100,00 x 45°	

<b>84,000 mm</b>	<b>46</b>
------------------	-----------

N46 B20 C ,	
<b>850700-4</b>	M-6
31,40 x 6,00 x 106,65 x 45°	
<b>850738-4</b>	
32,00 x 6,00 x 100,00 x 30°	
-----	
<b>860701-4</b>	
28,00 x 6,00 x 114,65 x 45°	
<b>860739-4</b>	
29,00 x 6,00 x 100,00 x 45°	

<b>84,000 mm</b>	<b>47</b>
------------------	-----------

B47 D20 A , N47 D20 A , N47 D20 B , N47 D20 C , N47 D20 D , N57 D30 A , N57 D30 B , N57 D30 C ,	
<b>850741-4</b>	M-5
27,20 x 5,00 x 94,00 x 45°	
-----	
<b>860742-4</b>	973701-8
24,60 x 5,00 x 94,00 x 45°	
	Hydro

<b>84,000 mm</b>	<b>48</b>
------------------	-----------

N57 306 D3 ,	
-----	
	973701-8
	Hydro

<b>85,000 mm</b>	<b>49</b>
------------------	-----------

M43 B19 (194E1) ,	
-----	
<b>915001-8</b>	<b>970701-8</b>
Ø 7,00	Hydro



85,000 mm

50

M44 B19 (194S1),

850732-4

880724-4

M-6

33,00 x 6,00 x 106,10 x 45°

12,55 x 6,00 x 43,40 | IN | EX

850743-6

33,10 x 6,00 x 106,00 x 45°

860733-4

30,60 x 6,00 x 105,70 x 45°

915097-8

970701-8

Ø 6,00

Hydro

860735-4

36,00 x 7,00 x 103,00 x 45°

860744-6

30,60 x 6,00 x 105,70 x 45°

85,000 mm

51

M73 B54 ,

880734-4

12,53 x 7,00 x 43,50 | IN | EX

915001-8

Ø 7,00

85,000 mm

52

M73 B54 (54121) , M73 B54 (54122) ,

850734-4

880734-4

M-7

42,00 x 7,00 x 104,00 x 45°

12,53 x 7,00 x 43,50 | IN | EX

915001-8

970701-8

Ø 7,00

Hydro

85,000 mm

53

N45 B20 A ,

850738-4

32,00 x 6,00 x 100,00 x 30°

85,000 mm

54

N52 B30 A ,

850747-6

32,30 x 5,00 x 104,50 x 45°

M-6

M-5

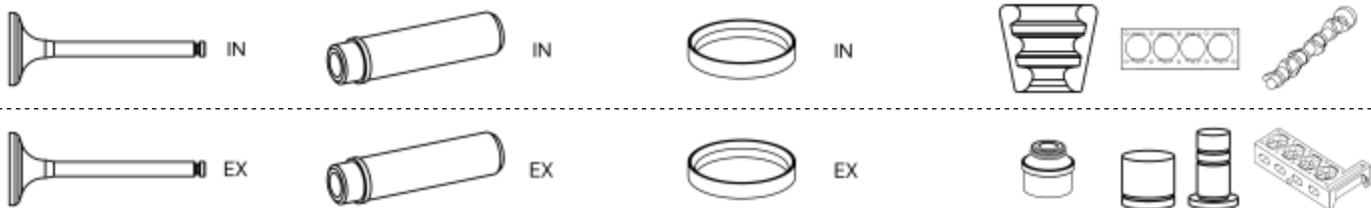
85,000 mm

55

N52 B30 AE , N52 B30 AF , N52 B30 BF , N52 B30 B ,

M-6

M-5



## 85,000 mm

56

N53 B30 A , N53 B30 ,

**880724-4**

12,55 x 6,00 x 43,40 | IN | EX

**M-6**

**M-5**

## 86,000 mm

57

M30 B25 , M30 B28 ,

**850704-6**

46,00 x 8,00 x 106,70 x 45°

**880731-4**

14,04 x 8,00 x 50,00 | IN | EX

**M-8**

**860705-6**

38,00 x 8,00 x 107,00 x 45°

## 86,000 mm

58

M30 B28 (286EA) ,

**880730-4**

14,16 x 8,00 x 52,00 | IN | EX

## 86,000 mm

59

M70 B56 ,

**850718-4**

41,80 x 7,00 x 102,03 x 45°

**880734-4**

12,53 x 7,00 x 43,50 | IN | EX

**915001-8**

Ø 7,00

## 86,000 mm

60

S50 B30 (306S1) ,

**850736-6**

34,00 x 7,00 x 119,70 x 45°

**860737-6**

30,50 x 7,00 x 121,30 x 45°

**915097-8**

Ø 6,00

## 86,000 mm

61

S50 B30 (306S2) ,

**915097-8**

Ø 6,00

## 86,000 mm

62

S70 B56 (56121) ,

**850734-4**

42,00 x 7,00 x 104,00 x 45°

**880734-4**

12,53 x 7,00 x 43,50 | IN | EX

**M-7**

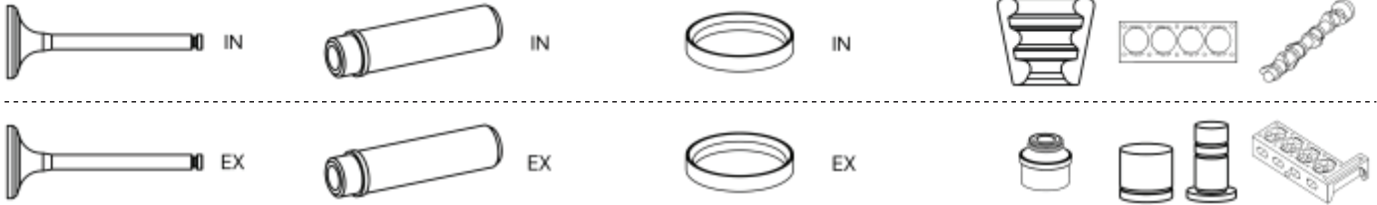
**915001-8**

Ø 7,00

**970701-8**

Hydro





86,400 mm

63

S50 326 S4 , S50 B32 (326S1) , S50 B32 (326S3) , S50 B32 (326S4) , S50 B32 , S52 B32 (326S2) , S52 B32 ,

915097-8

Ø 6,00

87,000 mm

64

S54 B32 (326S4) ,

915097-8

Ø 6,00

89,000 mm

65

M10 B18 ,

850708-4

880731-4

M-8

900715-1

46,00 x 8,00 x 103,80 x 45°

14,04 x 8,00 x 50,00 | IN | EX

860707-4

38,00 x 8,00 x 104,00 x 45°

89,000 mm

66

M10 B18 (184EA) , M10 B18 (184EB) , M10 B18 (184KA) , M10 B18 (184VA) , M10 B18 (184VB) , M10 B18 (184VC) , M10 B18 (184VD) , M10 B20 ,

850708-4

880731-4

M-8

900715-1

46,00 x 8,00 x 103,80 x 45°

14,04 x 8,00 x 50,00 | IN | EX

860707-4

38,00 x 8,00 x 104,00 x 45°

912801-8

Ø 8,00

89,000 mm

67

M10 B18 (184EW) , M10 B18 (184EY) , M10 B18 (184EZ) , M10 B18 (184VU) , M10 B20 (22TIU) , M10 B20 (23EA) , M10 B20 (320EK) , M10 B20 (320US) , M10 B20 A ,

900715-1

912801-8

Ø 8,00

89,000 mm

68

M10 B18 (320US) , M10 B20 (22T A) ,

900715-1

89,000 mm

69

M30 B30 (306EA) , M30 B30 (306KA) , M30 B30 , M30 B32 ,

850704-6

880731-4

M-8

46,00 x 8,00 x 106,70 x 45°

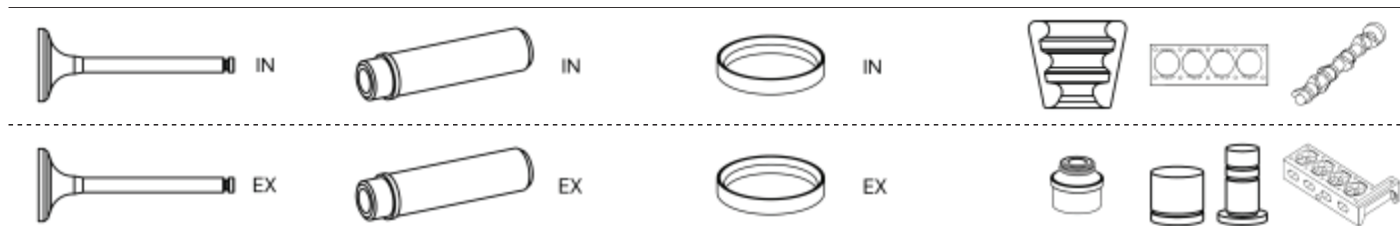
14,04 x 8,00 x 50,00 | IN | EX

860705-6

38,00 x 8,00 x 107,00 x 45°

912801-8

Ø 8,00



**89,000 mm** **70**

M30 B32 (315/1A) ,

**850704-6** **880731-4** **M-8**

46,00 x 8,00 x 106,70 x 45° 14,04 x 8,00 x 50,00 | IN | EX

**860705-6**

38,00 x 8,00 x 107,00 x 45°

**89,000 mm** **71**

M30 B32 (326TA) , M30 B32 (330EL) ,

**912801-8**

Ø 8,00

**89,000 mm** **72**

M60 B40 (408S1) ,

**850720-4** **880724-4** **M-6**

34,85 x 6,00 x 104,25 x 45° 12,55 x 6,00 x 43,40 | IN | EX

**860723-4** **915097-8**

30,50 x 6,00 x 104,00 x 45° Ø 6,00

**89,000 mm** **73**

N63 B44 A , N63 B44 B , N63 B44 C ,

**M-6**

**89,000 mm** **74**

S14 204 EA , S14 B20 (204EA) ,

**915001-8**

Ø 7,00

**89,000 mm** **75**

S63 B44 A ,

**850790-4** **M-6**

35,00 x 6,00 x 100,00 x 45°

**860739-4**

29,00 x 6,00 x 100,00 x 45°

**92,000 mm** **76**

N62 B44 A ,

**850790-4** **M-6**

35,00 x 6,00 x 100,00 x 45°

**860739-4**

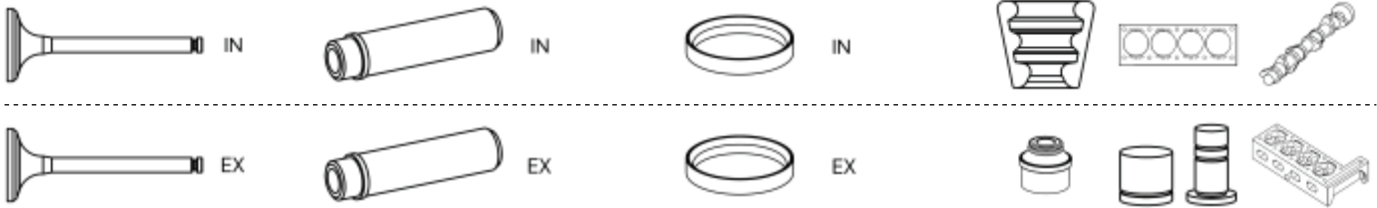
29,00 x 6,00 x 100,00 x 45°

**92,000 mm** **77**

M30 B34 (346EA) , M30 B34 (346EC) , M30 B34 (346KA) , M30 B34 (346KB) , M30 B34 (346TA) ,

**912801-8**

Ø 8,00



92,000 mm

78

M30 B35 (Motronic,10:1) , M30 B35 (Motronic,9.2:1) ,

880731-4

M-8

14,04 x 8,00 x 50,00 | IN | EX

860705-6

38,00 x 8,00 x 107,00 x 45°

912801-8

Ø 8,00

92,000 mm

79

M62 B44 (448S1) , M62 B44 (448S2) ,

850720-4

880724-4

M-6

34,85 x 6,00 x 104,25 x 45°

12,55 x 6,00 x 43,40 | IN | EX

860723-4

30,50 x 6,00 x 104,00 x 45°

915097-8

Ø 6,00

93,000 mm

80

M62 B46 (468S1) ,

850720-4

880724-4

M-6

34,85 x 6,00 x 104,25 x 45°

12,55 x 6,00 x 43,40 | IN | EX

860723-4

30,50 x 6,00 x 104,00 x 45°

915097-8

Ø 6,00

93,000 mm

81

N62 B48 A , N62 B48 B ,

850790-4

M-6

35,00 x 6,00 x 100,00 x 45°

860739-4

29,00 x 6,00 x 100,00 x 45°

93,400 mm

82

M30 B35 (346EC) , M30 B35 (356EA) ,

912801-8

Ø 8,00

93,400 mm

83

M30 B35 (L-Jetronic,10:1) ,

850704-6

880731-4

M-8

46,00 x 8,00 x 106,70 x 45°

14,04 x 8,00 x 50,00 | IN | EX

860705-6

38,00 x 8,00 x 107,00 x 45°

912801-8

Ø 8,00

93,400 mm

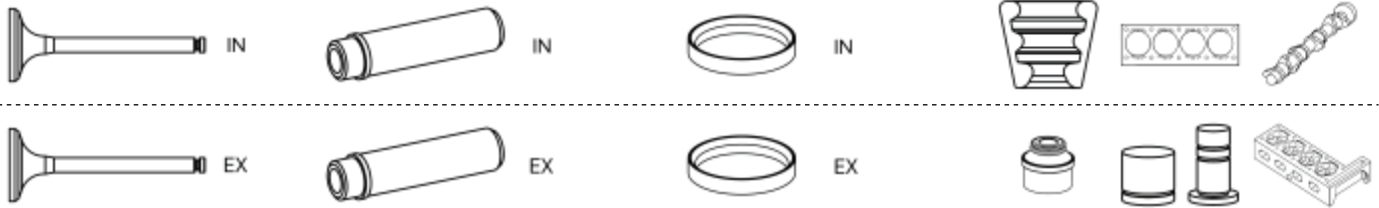
84

S14 B23 (234EA) , S14 B23 (234S1) , S14 B23 (234S2) ,

M-7

915001-8

Ø 7,00



**93,400 mm**

**85**

M88 B35 (356ED) , M88 , S14 B23 (EVO I) , S38 B35 (356EB) , S38 B35 (356ED) , S38 B35 (356EE) , S38 B35 (356EY) , S38 B35 AF , S38B35B ,

**915001-8**

Ø 7,00

**94,000 mm**

**86**

S62 B50 (508S1) ,

**915097-8**

Ø 6,00

**971002-8**

Hydro

**94,600 mm**

**87**

S38 B38 (386S1) ,

**915001-8**

Ø 7,00

**95,000 mm**

**88**

S14 B25 (254S1) , S14 B25 (EVO II) ,

**915001-8**

Ø 7,00



# BMW (BRILLIANCE)

1 SERIES (F52) 118 i	B38 A15 A	01.17 - 08.19	1499	B	100 kW	215	3
1 SERIES (F52) 120 i	B48 A20 A	01.17	1998	B	141 kW	215	3
1 SERIES (F52) 120 i	B48 A20 B	01.17	1998	B	141 kW	215	3
1 SERIES (F52) 125 i	B48 A20 B	01.17 - 08.19	1998	B	170 kW	215	3
2 SERIES Active Tourer (F45) 218 i	B38 A15 A	03.16	1499	B	100 kW	215	3
2 SERIES Active Tourer (F45) 220 i	B48 A20 A	03.16	1998	B	141 kW	215	3
3 SERIES (E46) 325 i	M54 B25 (256S5)	07.03 - 06.05	2494	B	141 kW	216	6
3 SERIES (E90) 318 i	N46 B20 CC	01.09 - 09.12	1995	B	100 kW	216	8
3 SERIES (E90) 318 i	N46 B20 E	01.09 - 09.12	1995	B	100 kW	216	8
3 SERIES (E90) 320 i	N46 B20 CC	12.07 - 12.10	1995	B	115 kW	216	8
3 SERIES (E90) 320 i	N46 B20 E	01.10 - 09.12	1995	B	112 kW	216	8
3 SERIES (E90) 325 i	N52 B25 BF	06.05 - 09.12	2497	B	160 kW	215	5
3 SERIES (E90) 325 i	N52 B25	06.05 - 09.12	2497	B	160 kW	215	4
3 SERIES (F30, F35) 316 Li	N13 B16 A	08.13	1598	B	100 kW	215	1
3 SERIES (F30, F35) 316 i	N13 B16 A	08.13	1598	B	100 kW	215	1
3 SERIES (F30, F35) 320 Li	N20 B20 A	07.12	1997	B	135 kW	216	7
3 SERIES (F30, F35) 320 Li	N20 B20 D	07.12	1997	B	135 kW	216	7
3 SERIES (F30, F35) 320 i	N20 B20 D	07.12	1997	B	135 kW	216	7
3 SERIES (F30, F35) 328 Li	N20 B20 D	07.12	1997	B	180 kW	216	7
3 SERIES (F30, F35) 328 i xDrive	N20 B20 A	05.14	1997	B	180 kW	216	7
3 SERIES (F30, F35) 328 i	N20 B20 A	07.12	1997	B	180 kW	216	7
3 SERIES (F30, F35) 328 i	N20 B20 D	07.12	1997	B	180 kW	216	7
3 SERIES (F30, F35) 335 Li	N55 B30 A	07.12	2979	B	225 kW	216	7
3 SERIES (G28, G20) 325 Li xDrive	B48 B20 B	06.19	1998	B	135 kW	215	3
3 SERIES (G28, G20) 325 Li	B48 B20 B	06.19	1998	B	135 kW	215	3
3 SERIES (G28, G20) 325 i	B48 B20 B	06.19	1998	B	135 kW	215	3
5 SERIES (E60) 520 Li	N46 B20 CC	06.09 - 09.10	1995	B	115 kW	216	8
5 SERIES (E60) 520 Li	N46 B20 CD	06.09 - 09.10	1995	B	115 kW	216	8
5 SERIES (E60) 520 i	M54 B22 (226S1)	05.04 - 12.06	2171	B	127 kW	215	2
5 SERIES (E60) 523 Li	N52 B25 BE	01.08 - 08.10	2497	B	120 kW	215	5
5 SERIES (E60) 523 Li	N52 B25 BE	10.06 - 12.10	2497	B	130 kW	215	5
5 SERIES (E60) 523 Li	N52 B25	10.06 - 12.10	2497	B	130 kW	215	4
5 SERIES (E60) 523 i	N52 B25 BE	03.05 - 12.07	2497	B	130 kW	215	5
5 SERIES (E60) 523 i	N52 B25	03.05 - 12.07	2497	B	130 kW	215	4
5 SERIES (E60) 525 Li	N52 B25 BF	11.06 - 04.10	2497	B	160 kW	215	5
5 SERIES (E60) 525 i	M54 B25 (256S5)	04.04 - 02.06	2494	B	141 kW	216	6
5 SERIES (E60) 525 i	N52 B25 BF	01.05 - 01.06	2497	B	160 kW	215	5
5 SERIES (E60) 525 i	N52 B25	01.05 - 01.06	2497	B	160 kW	215	4
5 SERIES (E60) 530 Li	N52 B30 BF	11.06 - 05.10	2996	B	190 kW	216	9
5 SERIES (E60) 530 i	M54 B30 (306S3)	10.03 - 06.05	2979	B	170 kW	216	6
5 SERIES (E60) 530 i	N52 B30 BF	01.05 - 12.06	2996	B	190 kW	216	9
5 SERIES (F10, F18) 520 Li	N20 B20 B	09.13 - 05.17	1997	B	135 kW	216	7
5 SERIES (F10, F18) 520 Li	N20 B20 D	09.13 - 05.17	1997	B	135 kW	216	7
5 SERIES (F10, F18) 520 Li	N52 B25 AF	12.10 - 12.12	2497	B	130 kW	215	5
5 SERIES (F10, F18) 520 Li	N52 B25 BE	12.10 - 12.12	2497	B	130 kW	215	5
5 SERIES (F10, F18) 523 Li	N52 B25 AF	08.10 - 09.12	2497	B	150 kW	215	5
5 SERIES (F10, F18) 523 Li	N52 B25 BF	08.10 - 09.12	2497	B	150 kW	215	5
5 SERIES (F10, F18) 525 Li	N20 B20 A	08.12 - 05.17	1997	B	160 kW	216	7
5 SERIES (F10, F18) 528 Li	N52 B30 AF	08.10 - 11.11	2996	B	190 kW	216	9
5 SERIES (F10, F18) 530 Le Hybrid	N20 B20 A	01.15 - 05.17	1997	B	160 kW	216	7
5 SERIES (F10, F18) 530 Li	N52 B30 AF	11.11 - 05.14	2996	B	190 kW	216	9
5 SERIES (F10, F18) 530 Li	N52 B30 BF	11.11 - 05.14	2996	B	190 kW	216	9
5 SERIES (F10, F18) 535 Li	N55 B30 A	08.10 - 05.17	2979	B	225 kW	216	7
5 SERIES (G38) 540 Li	B58 B30 A	06.17	2998	B	250 kW	215	3
X1 (E84) sDrive 20 i	N20 B20 A	03.12	1997	B	135 kW	216	7
X1 (E84) sDrive 18 i	N46 B20 B	03.12 - 12.14	1995	B	110 kW	216	8
X1 (E84) sDrive 18 i	N46 B20 CC	03.12 - 12.14	1995	B	110 kW	216	8
X1 (E84) sDrive 18 i	N46 B20 CD	03.12 - 12.14	1995	B	110 kW	216	8
X1 (E84) sDrive 18 i	N46 B20 E	03.12 - 12.14	1995	B	110 kW	216	8

# BMW (BRILLIANCE)



ENGINE		ccm	kW			1 POS	ENGINE		ccm	kW			1 POS		
B38 A15 A	82,000	3	1499	75 - 100 kW	B	215	3	N46 B20 B	84,000	4	1995	110 kW	B	216	8
B48 A20 A	82,000	4	1998	141 kW	B	215	3	N46 B20 CC	84,000	4	1995	100 - 115 kW	B	216	8
B48 A20 B	82,000	4	1998	141 - 170 kW	B	215	3	N46 B20 CD	84,000	4	1995	110 kW	B	216	8
B48 B20 B	82,000	4	1998	135 kW	B	215	3	N46 B20 E	84,000	4	1995	100 - 122 kW	B	216	8
B58 B30 A	82,000	6	2998	250 kW	B	215	3	N52 B25 AF	82,000	6	2497	130 - 150 kW	B	215	5
M54 B22 (226S1)	80,000	6	2171	127 kW	B	215	2	N52 B25 BE	82,000	6	2497	120 - 130 kW	B	215	5
M54 B25 (256S5)	84,000	6	2494	141 kW	B	216	6	N52 B25 BF	82,000	6	2497	150 - 160 kW	B	215	5
M54 B30 (306S3)	84,000	6	2979	170 kW	B	216	6	N52 B25	82,000	6	2497	130 - 160 kW	B	215	4
N13 B16 A	77,000	4	1598	75 - 125 kW	B	215	1	N52 B30 AF	85,000	6	2996	190 kW	B	216	9
N20 B20 A	84,000	4	1997	135 - 180 kW	B	216	7	N52 B30 BF	85,000	6	2996	190 kW	B	216	9
N20 B20 B	84,000	4	1997	120 - 150 kW	B	216	7	N55 B30 A	84,000	6	2979	225 kW	B	216	7
N20 B20 D	84,000	4	1997	135 - 180 kW	B	216	7								



# BMW (BRILLIANCE)



**77,000 mm**

**1**

N13 B16 A ,

M-5

**861138-4**

26,20 x 5,00 x 110,10 x 45°

**80,000 mm**

**2**

M54 B22 (226S1) ,

**880724-4**

12,55 x 6,00 x 43,40 | IN | EX

M-6

**860717-6**

26,90 x 6,00 x 106,00 x 45°

**915097-8**

Ø 6,00

**82,000 mm**

**3**

B38 A15 A , B48 A20 A , B48 A20 B , B48 B20 B , B58 B30 A ,

M-6

**82,000 mm**

**4**

N52 B25 ,

M-6

M-5

**860719-4**

35,00 x 7,00 x 101,00 x 45°

**860748-6**

27,10 x 6,00 x 110,40 x 45°

**82,000 mm**

**5**

N52 B25 AF , N52 B25 BE , N52 B25 BF ,

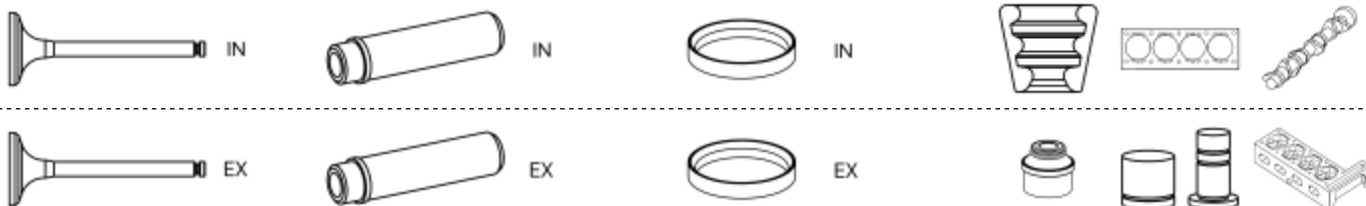
M-6

M-5

**860719-4**

35,00 x 7,00 x 101,00 x 45°

# BMW (BRILLIANCE)



## 84,000 mm

6

M54 B25 (256S5), M54 B30 (306S3),

850732-4

880724-4

M-6

33,00 x 6,00 x 106,10 x 45°

12,55 x 6,00 x 43,40 | IN | EX

850743-6

33,10 x 6,00 x 106,00 x 45°

860733-4

915097-8

30,60 x 6,00 x 105,70 x 45°

Ø 6,00

860735-4

36,00 x 7,00 x 103,00 x 45°

860744-6

30,60 x 6,00 x 105,70 x 45°

## 84,000 mm

7

N20 B20 A, N20 B20 B, N20 B20 D, N55 B30 A,

M-6

M-5

## 84,000 mm

8

N46 B20 B, N46 B20 CC, N46 B20 CD, N46 B20 E,

850738-4

M-6

32,00 x 6,00 x 100,00 x 30°

860739-4

29,00 x 6,00 x 100,00 x 45°

## 85,000 mm

9

N52 B30 AF, N52 B30 BF,

M-6

M-5










**siehe Motorenliste**  
**see engline list**  
**voir la liste des moteurs**  
**ver lista de motores**  
**см. список двигателей**  
**تاكرحملا قعوتق رظنا**

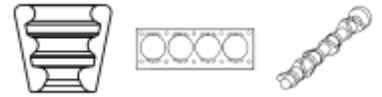
# CATERPILLAR



 ENGINE	 Ø		ccm	kW			<b>1</b> POS
3406	137,160	6	14645	301 - 319 kW	D	219	1



# CATERPILLAR



**137,160 mm**

**1**

3406 ,






**850913-6**

45,00 x 9,50 x 181,40 x 30°

**860920-6**

41,80 x 9,50 x 181,25 x 45°

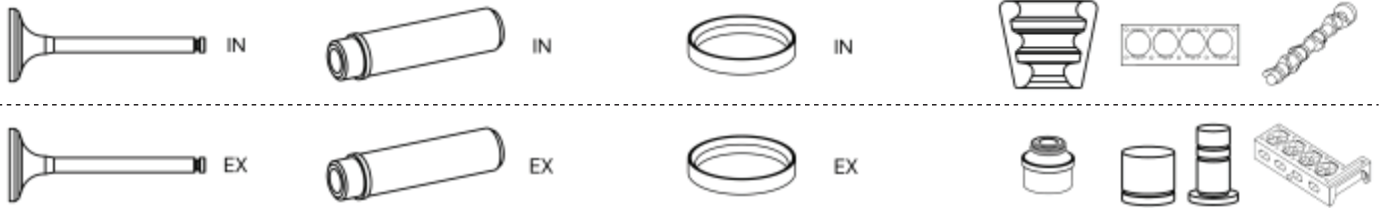


			<b>ccm</b>		<b>kW</b>		<b>1</b> <b>POS</b>
FULING 2.8 D	4JB1	01.05 - 01.06	2771	D	57 kW	222	2



# CHANGFENG

ENGINE	$\varnothing$		ccm	kW			1	ENGINE	$\varnothing$		ccm	kW			1
					B	222	POS						D	222	POS
4G63	85,000	4	1997	85 kW			1	4JB1	93,000	4	2771	57 kW			2



## 85,000 mm

1

4G63 ,

**852403-4**

34,00 x 6,50 x 109,60 x 45°

**858707-4**

34,00 x 6,50 x 109,70 x 45°

**862404-4**

30,50 x 6,50 x 109,70 x 45°

**868708-4**

30,50 x 6,50 x 109,70 x 45°

## 93,000 mm

2

4JB1 ,








**858001-4**

40,00 x 8,00 x 118,30 x 45°

**868002-4**

35,75 x 8,00 x 118,00 x 45°



							
QQ3 0.8	SQR372	03.04 - 12.12	812	B	38 kW	225	1
QQ 0.8	SQR372	01.10	812	B	39 kW	225	1



ENGINE	$\varnothing$	ccm	kW	B	225	1 POS	ENGINE	$\varnothing$	ccm	kW	B	225	1 POS		
4G63	85,000	4	1997	85 - 92 kW	B	225	2	SQR372	72,000	3	812	38 kW	B	225	1





## 72,000 mm

1

SQR372 ,

**859901-3**

24,50 x 5,00 x 78,50 x 45°

**869902-3**

21,00 x 5,00 x 78,90 x 45°

## 85,000 mm

2

4G63 ,

**852403-4**

34,00 x 6,50 x 109,60 x 45°

**858707-4**








34,00 x 6,50 x 109,70 x 45°

**862404-4**








30,50 x 6,50 x 109,70 x 45°






**868708-4**

30,50 x 6,50 x 109,70 x 45°

							
	ENGINE	ccm				1 POS	
AGILE 1.4 Flex	LKF(85CUL4)	10.09	1389	B/E	75 kW	243	23
AGILE 1.4 Flex	N 14 YF	10.09	1389	B/E	75 kW	243	23
AGILE 1.4	X 14 YEH	10.09	1389	B	68 kW	243	23
ALERO 2.4 16V	LD9(145CUL4)	03.99 - 09.04	2392	B	104 kW	253	94
ASTRA Kombi 1.7 TD	X 17 DT	02.96 - 06.98	1686	D	51 kW	246	43
ASTRA Kombi 1.8	Z 18 XE	08.02 - 06.05	1796	B	92 kW	247	53
ASTRA Kombi 2.0 (35)	C 20 NE	09.94 - 12.11	1998	B	85 kW	250	72
ASTRA Kombi 2.0 (35)	LE4(122CUL4)	09.94 - 12.11	1998	B	85 kW	251	79
ASTRA Kombi 2.0	C 20 SEL	08.02 - 07.05	1998	B	100 kW	250	74
ASTRA Kombi 2.0	X 20 XEV	10.99 - 07.02	1998	B	94 kW	250	74
ASTRA Kombi 2.2	Z 22 SE	01.01 - 12.03	2198	B	108 kW	252	85
ASTRA Schrägheck 1.7 Di	Y 17 DT	08.00 - 08.03	1686	D	55 kW	246	44
ASTRA Schrägheck 1.7 TD	X 17 DT	02.96 - 06.98	1686	D	51 kW	246	43
ASTRA Schrägheck 1.8 (08, 48)	C 18 NE	09.98 - 12.11	1796	B	81 kW	249	66
ASTRA Schrägheck 1.8 (08, 48)	C 18 YE	09.98 - 12.11	1796	B	81 kW	249	68
ASTRA Schrägheck 1.8 (08, 48)	LC5(110CUL4)	09.98 - 12.11	1796	B	81 kW	249	68
ASTRA Schrägheck 1.8	Z 18 XE	08.02 - 06.05	1796	B	92 kW	247	53
ASTRA Schrägheck 2.0 (08, 48)	C 20 SEL	02.99 - 07.05	1998	B	100 kW	250	74
ASTRA Schrägheck 2.0 (08, 48)	L34(122CUL4)	02.99 - 07.05	1998	B	100 kW	251	78
ASTRA Schrägheck 2.0 (68)	LE4(122CUL4)	09.94 - 01.98	1998	B	85 kW	251	79
ASTRA Schrägheck 2.0 Confort Flexpower (08, 48)	LMC(122CUL4)	04.04 - 02.09	1998	B/E	93 kW	251	79
ASTRA Schrägheck 2.0 Confort Flexpower (08, 48)	X 20 XE	04.04 - 02.09	1998	B/E	93 kW	251	83
ASTRA Schrägheck 2.0 DTi	LD1	08.02 - 12.11	1995	D	74 kW	248	63
ASTRA Schrägheck 2.0 DTi	Y 20 DTH	08.02 - 12.11	1995	D	74 kW	249	65
ASTRA Schrägheck 2.0 Flex (48)	LMC(122CUL4)	04.09 - 12.11	1998	B/E	103 kW	251	79
ASTRA Schrägheck 2.0 Flex (48)	N 20 XF	04.09 - 12.11	1998	B/E	103 kW	251	79
ASTRA Schrägheck 2.0 OPC	Z 20 LEH	01.10 - 01.14	1998	B	177 kW	252	84
ASTRA Schrägheck 2.0	C 20 NE	10.98 - 12.11	1998	B	85 kW	250	72
ASTRA Schrägheck 2.0	C 20 SEJ	03.99 - 07.02	1998	B	82 kW	251	79
ASTRA Schrägheck 2.0	LE4(122CUL4)	09.03 - 12.11	1998	B	84 kW	251	79
ASTRA Schrägheck 2.0	LE4(122CUL4)	10.98 - 12.11	1998	B	85 kW	251	79
ASTRA Schrägheck 2.0	LER	09.05 - 12.08	1998	B	147 kW	251	78
ASTRA Schrägheck 2.0	X 20 XEV	03.99 - 07.02	1998	B	94 kW	250	74
ASTRA Schrägheck 2.0	X 20 XE	04.04 - 02.09	1998	B	89 kW	251	83
ASTRA Schrägheck 2.0	Z 20 LER	09.05 - 12.08	1998	B	147 kW	252	84
ASTRA Schrägheck 2.2	Z 22 SE	08.00 - 08.04	2198	B	108 kW	252	85
ASTRA Schrägheck 2.4	N 24 XF	08.05 - 12.11	2405	B	108 kW	252	89
ASTRA Schrägheck 2.4	N 24 XF	09.03 - 09.10	2405	B	110 kW	252	89
ASTRA Stufenheck 1.8 Flexfuel	C 18 NE	03.99 - 12.11	1796	B	81 kW	249	66
ASTRA Stufenheck 1.8 Flexfuel	C 18 YE	03.99 - 12.11	1796	B	81 kW	249	68
ASTRA Stufenheck 1.8	C 18 NE	10.98 - 12.03	1796	B	81 kW	249	66
ASTRA Stufenheck 1.8	LC5(110CUL4)	10.98 - 12.03	1796	B	81 kW	249	68
ASTRA Stufenheck 1.8	Z 18 XEL	10.98 - 12.03	1796	B	81 kW	247	54
ASTRA Stufenheck 1.8	Z 18 XER	08.06 - 03.09	1796	B	103 kW	247	55
ASTRA Stufenheck 1.8	Z 18 XE	08.02 - 06.05	1796	B	92 kW	247	53
ASTRA Stufenheck 2.0 Confort Flexpower (69)	LMC(122CUL4)	04.04 - 02.09	1998	B/E	93 kW	251	79
ASTRA Stufenheck 2.0 Confort Flexpower (69)	X 20 XE	04.04 - 02.09	1998	B/E	93 kW	251	83
ASTRA Stufenheck 2.0 DI	X 20 DTL	01.99 - 07.03	1995	D	61 kW	249	65
ASTRA Stufenheck 2.0 DTi GLS	LD1	10.99 - 12.11	1995	D	74 kW	248	63
ASTRA Stufenheck 2.0 DTi GLS	Y 20 DTH	10.99 - 12.11	1995	D	74 kW	249	65
ASTRA Stufenheck 2.0 Flex (69)	LMC(122CUL4)	04.09 - 12.11	1998	B/E	103 kW	251	79
ASTRA Stufenheck 2.0 Flex (69)	N 20 XF	04.09 - 12.11	1998	B/E	103 kW	251	79
ASTRA Stufenheck 2.0 GLS (69)	C 20 SEL	02.99 - 12.11	1998	B	100 kW	250	74
ASTRA Stufenheck 2.0 GLS (69)	L34(122CUL4)	02.99 - 12.11	1998	B	100 kW	251	78
ASTRA Stufenheck 2.0 GLS	X 20 XEV	03.99 - 07.02	1998	B	94 kW	250	74
ASTRA Stufenheck 2.0 GL	LE4(122CUL4)	10.98 - 03.04	1998	B	82 kW	251	79
ASTRA Stufenheck 2.0 GL	LE4(122CUL4)	10.98 - 12.11	1998	B	85 kW	251	79
ASTRA Stufenheck 2.0 Multipower (69)	LMC(122CUL4)	08.04 - 12.06	1998	B/G	94 kW	251	79
ASTRA Stufenheck 2.0	L34(122CUL4)	09.03 - 12.06	1998	B	89 kW	251	78
ASTRA Stufenheck 2.0	L34	09.03 - 12.06	1995	B	89 kW	248	62
ASTRA Stufenheck 2.0	LE4(122CUL4)	09.03 - 12.11	1998	B	84 kW	251	79
ASTRA Stufenheck 2.4 16V	LE6	08.05 - 12.05	2405	B	108 kW	252	89















							
ASTRA Stufenheck 2.4	N 24 XF	08.05 - 09.10	2405	B	110 kW	252	89
AVEO / KALOS Schrägheck (T200) 1.4 16V	F14D3	05.03 - 05.08	1399	B	69 kW	243	25
AVEO / KALOS Schrägheck (T200) 1.4 16V	L14(85CUL4)	05.03 - 05.08	1399	B	69 kW	244	28
AVEO / KALOS Schrägheck (T200) 1.4	F14S3	03.05 - 05.08	1399	B	61 kW	243	27
AVEO / KALOS Schrägheck (T200) 1.4	LX5(85CUL4)	03.05 - 05.08	1399	B	61 kW	244	30
AVEO / KALOS Schrägheck (T200) 1.5	F15S3	07.03 - 05.08	1498	B	62 kW	242	18
AVEO / KALOS Schrägheck (T200) 1.5	LV8(91CUL4)	07.03 - 05.08	1498	B	62 kW	242	18
AVEO / KALOS Schrägheck (T200) 1.6	A16DMS	09.03 - 12.07	1598	B	77 kW	244	32
AVEO / KALOS Schrägheck (T200) 1.6	L44(96CUL4)	09.03 - 12.07	1598	B	77 kW	245	37
AVEO / KALOS Schrägheck (T200) 1.6	L91	09.03 - 12.07	1598	B	77 kW	245	38
AVEO / KALOS Schrägheck (T200) 1.6	LXT	09.03 - 12.07	1598	B	77 kW	245	41
AVEO / KALOS Schrägheck (T250, T255) 1.2	B12S1	01.07 - 12.12	1150	B	56 kW	240	2
AVEO / KALOS Schrägheck (T250, T255) 1.4 16V	F14D3	06.06 - 05.08	1399	B	69 kW	243	25
AVEO / KALOS Schrägheck (T250, T255) 1.4 16V	L14(85CUL4)	06.06 - 05.08	1399	B	69 kW	244	28
AVEO / KALOS Schrägheck (T250, T255) 1.4 Flexfuel	A 14 XER	07.11 - 03.13	1398	B/E	69 kW	242	15
AVEO / KALOS Schrägheck (T250, T255) 1.4 Flexfuel	F14D3	07.11 - 03.13	1399	B/E	69 kW	243	25
AVEO / KALOS Schrägheck (T250, T255) 1.4	A 14 XER	02.07	1398	B	74 kW	242	15
AVEO / KALOS Schrägheck (T250, T255) 1.4	F14D4	02.07	1399	B	74 kW	243	26
AVEO / KALOS Schrägheck (T250, T255) 1.5	LV8(91CUL4)	01.08 - 12.10	1498	B	62 kW	242	18
AVEO / KALOS Schrägheck (T250, T255) 1.6	LXT	09.09 - 12.11	1598	B	81 kW	245	41
AVEO / KALOS Stufenheck (T200) 1.4	F14D3	05.03 - 05.08	1399	B	69 kW	243	25
AVEO / KALOS Stufenheck (T200) 1.4	L14(85CUL4)	05.03 - 05.08	1399	B	69 kW	244	28
AVEO / KALOS Stufenheck (T200) 1.5	F15S3	10.04 - 05.06	1498	B	63 kW	242	18
AVEO / KALOS Stufenheck (T200) 1.5	LV8(91CUL4)	10.04 - 05.06	1498	B	63 kW	242	18
AVEO / KALOS Stufenheck (T200) 1.6	A16DMS	09.03 - 12.08	1598	B	77 kW	244	32
AVEO / KALOS Stufenheck (T200) 1.6	L44(96CUL4)	09.03 - 12.08	1598	B	77 kW	245	37
AVEO / KALOS Stufenheck (T200) 1.6	LXT	09.03 - 12.08	1598	B	77 kW	245	41
AVEO / KALOS Stufenheck (T250, T255) 1.2	B12S1	03.05 - 12.07	1150	B	53 kW	240	2
AVEO / KALOS Stufenheck (T250, T255) 1.4 CNG	L95	01.08	1399	B/G	69 kW	244	29
AVEO / KALOS Stufenheck (T250, T255) 1.4	F14D3	03.05 - 05.13	1399	B	69 kW	243	25
AVEO / KALOS Stufenheck (T250, T255) 1.4	F14D4	06.08	1399	B	74 kW	243	26
AVEO / KALOS Stufenheck (T250, T255) 1.4	F14S3	03.05	1399	B	61 kW	243	27
AVEO / KALOS Stufenheck (T250, T255) 1.4	L14(85CUL4)	03.05 - 05.13	1399	B	69 kW	244	28
AVEO / KALOS Stufenheck (T250, T255) 1.4	L95	03.05 - 05.13	1399	B	69 kW	244	29
AVEO / KALOS Stufenheck (T250, T255) 1.4	LX5(85CUL4)	03.05	1399	B	61 kW	244	30
AVEO / KALOS Stufenheck (T250, T255) 1.5	F15S3	05.05	1498	B	62 kW	242	18
AVEO / KALOS Stufenheck (T250, T255) 1.5	F15S3	02.13	1498	B	64 kW	242	18
AVEO / KALOS Stufenheck (T250, T255) 1.5	LX6	05.05	1498	B	62 kW	242	19
AVEO / KALOS Stufenheck (T250, T255) 1.6 CNG	F16D3	01.10	1598	B/G	77 kW	245	41
AVEO / KALOS Stufenheck (T250, T255) 1.6 Flexfuel	F16D3	01.10	1598	B/E	77 kW	245	41
AVEO / KALOS Stufenheck (T250, T255) 1.6	A16DMS	06.06	1598	B	75 kW	244	32
AVEO / KALOS Stufenheck (T250, T255) 1.6	F16D3	05.05	1598	B	76 kW	245	41
AVEO / KALOS Stufenheck (T250, T255) 1.6	LXT	06.06	1598	B	75 kW	245	41
AVEO / KALOS Stufenheck (T250, T255) 1.6	LXT	01.07	1598	B	81 kW	245	41
AVEO Schrägheck (T300) 1.2 LPG	A 12 XER	11.12 - 12.15	1229	B/G	63 kW	242	15
AVEO Schrägheck (T300) 1.2 LPG	LDC	11.12 - 12.15	1229	B/G	63 kW	242	16
AVEO Schrägheck (T300) 1.2	A 12 XEL	03.11	1229	B	51 kW	242	14
AVEO Schrägheck (T300) 1.2	A 12 XER	03.11	1229	B	63 kW	242	15
AVEO Schrägheck (T300) 1.2	LDC	03.11	1229	B	63 kW	242	16
AVEO Schrägheck (T300) 1.2	LWD	03.11	1229	B	51 kW	242	16
AVEO Schrägheck (T300) 1.3 D	LDV	07.11 - 12.15	1248	D	55 kW	240	4
AVEO Schrägheck (T300) 1.3 D	LSF	07.11 - 12.15	1248	D	70 kW	240	5
AVEO Schrägheck (T300) 1.4 Turbo	LUJ	08.13	1364	B	103 kW	241	12
AVEO Schrägheck (T300) 1.4	LDD	03.11	1398	B	74 kW	242	16
AVEO Stufenheck (T300) 1.2 LPG	A 12 XER	11.12 - 12.15	1229	B/G	63 kW	242	15
AVEO Stufenheck (T300) 1.2 LPG	LDC	11.12 - 12.15	1229	B/G	63 kW	242	16
AVEO Stufenheck (T300) 1.2	A 12 XEL	03.11	1229	B	51 kW	242	14
AVEO Stufenheck (T300) 1.2	A 12 XER	03.11	1229	B	63 kW	242	15
AVEO Stufenheck (T300) 1.2	LDC	03.11	1229	B	63 kW	242	16
AVEO Stufenheck (T300) 1.2	LDC	01.19	1229	B	65 kW	242	16
AVEO Stufenheck (T300) 1.2	LWD	03.11	1229	B	51 kW	242	16
AVEO Stufenheck (T300) 1.3 D	LDV	07.11 - 12.15	1248	D	55 kW	240	4

			<b>ccm</b>		<b>kw</b>		<b>1 POS</b>
AVEO Stufenheck (T300) 1.3 D	LSF	07.11 - 12.15	1248	D	70 kW	240	5
AVEO Stufenheck (T300) 1.4	A 14 XER	07.11	1398	B	74 kW	242	15
AVEO Stufenheck (T300) 1.4	LDD	07.11	1398	B	74 kW	242	16
AVEO Stufenheck (T300) 1.6	LXT	06.11	1598	B	77 kW	245	41
BLAZER S10 1.9 AWD	LR1	09.82 - 12.84	1949	B	61 kW	252	86
BLAZER S10 1.9	LR1	09.82 - 12.84	1949	B	61 kW	252	86
BLAZER S10 2.5	LM6	10.94 - 05.05	2405	B	94 kW	252	88
BLAZER S10 2.8 AWD	LR2	09.82 - 09.93	2838	B	93 kW	253	93
BLAZER S10 2.8 AWD	LR2	10.82 - 12.89	2838	B	83 kW	253	93
BLAZER S10 2.8 AWD	LR2	09.84 - 12.85	2838	B	86 kW	253	93
BLAZER S10 2.8	LR2	09.82 - 12.85	2838	B	83 kW	253	93
BLAZER S10 2.8	LR2	09.84 - 12.85	2838	B	86 kW	253	93
CALIBRA 2.0 16V	C 20 XE	10.93 - 03.96	1998	B	110 kW	250	75
CAPTIVA (C100, C140) 2.0 D 4WD	Z 20 DMH	10.06	1991	D	110 kW	248	60
CAPTIVA (C100, C140) 2.0 D 4WD	Z 20 S	10.06 - 12.09	1991	D	93 kW	248	61
CAPTIVA (C100, C140) 2.0 D 4WD	Z 20 S	10.06	1991	D	110 kW	248	61
CAPTIVA (C100, C140) 2.0 D	Z 20 DMH	09.07	1991	D	110 kW	248	60
CAPTIVA (C100, C140) 2.0 D	Z 20 S	09.07	1991	D	110 kW	248	61
CAPTIVA (C100, C140) 2.0 D	Z 20 S	10.06 - 12.09	1991	D	93 kW	248	61
CAPTIVA (C100, C140) 2.4 16V 4WD	LD9(146CUL4)	12.06 - 02.11	2405	B	105 kW	252	87
CAPTIVA (C100, C140) 2.4 4WD	LD9(146CUL4)	06.06 - 02.11	2405	B	100 kW	252	87
CAPTIVA (C100, C140) 2.4 4WD	LD9(146CUL4)	12.06 - 02.11	2405	B	103 kW	252	87
CAPTIVA (C100, C140) 2.4 4WD	Z 24 SED	06.06 - 02.11	2405	B	100 kW	252	90
CAPTIVA (C100, C140) 2.4 4WD	Z 24 SED	12.06 - 02.11	2405	B	103 kW	252	90
CAPTIVA (C100, C140) 2.4 LPG 4WD	LD9(146CUL4)	01.07 - 02.11	2405	B/G	100 kW	252	87
CAPTIVA (C100, C140) 2.4 LPG 4WD	Z 24 SED	01.07 - 02.11	2405	B/G	100 kW	252	90
CAPTIVA (C100, C140) 2.4 LPG	LD9(146CUL4)	01.07	2405	B/G	100 kW	252	87
CAPTIVA (C100, C140) 2.4 LPG	Z 24 SED	01.07	2405	B/G	100 kW	252	90
CAPTIVA (C100, C140) 2.4	LD9(146CUL4)	06.06	2405	B	100 kW	252	87
CAPTIVA (C100, C140) 2.4	LD9(146CUL4)	12.06 - 02.11	2405	B	103 kW	252	87
CAPTIVA (C100, C140) 2.4	LD9(146CUL4)	01.07 - 12.10	2405	B	106 kW	252	87
CAPTIVA (C100, C140) 2.4	Z 24 SED	06.06	2405	B	100 kW	252	90
CAPTIVA (C100, C140) 2.4	Z 24 SED	12.06 - 02.11	2405	B	103 kW	252	90
CAPTIVA SPORT 2.4	LD9(146CUL4)	01.07	2405	B	100 kW	252	87
CAVALIER Convertible 2.4 LT	LD9(145CUL4)	10.95 - 09.03	2392	B	112 kW	253	94
CAVALIER Convertible 2.4	LD9(145CUL4)	09.93 - 09.94	2392	B	112 kW	253	94
CAVALIER Coupe 2.4	LD9(145CUL4)	09.93 - 09.94	2392	B	112 kW	253	94
CAVALIER Coupe 2.4	LD9(145CUL4)	10.95 - 08.05	2392	B	112 kW	253	94
CAVALIER Stufenheck 2.4 i	LD9(145CUL4)	01.94 - 12.04	2392	B	112 kW	253	94
CELTA 1.0 (08)	C 10 E	02.00 - 07.02	999	B	44 kW	241	8
CELTA 1.0 (08)	L11(62CUL4)	02.00 - 07.02	999	B	44 kW	241	8
CELTA 1.0 Flexpower (08, 48)	LNL(61CUL4)	04.06 - 12.08	999	B/E	52 kW	241	9
CELTA 1.0 Life Flexpower (08, 48)	LNL(61CUL4)	01.09 - 04.15	999	B/E	57 kW	241	9
CELTA 1.0 Life Flexpower (08, 48)	LNL(61CUL4)	06.05 - 03.06	999	B/E	52 kW	241	9
CELTA 1.0 Life Flexpower (08, 48)	X 10 YFH	01.09 - 04.15	999	B/E	57 kW	241	9
CELTA 1.0 Life Flexpower (08, 48)	X 10 YFH	06.05 - 03.06	999	B/E	52 kW	241	9
CELTA 1.0	N 10 YFH	01.09	999	B	57 kW	241	9
CELTA 1.4 (08, 48)	C 14 SE	04.06 - 12.06	1389	B	63 kW	243	21
CELTA 1.4 (08, 48)	LQ5(85CUL4)	04.06 - 12.06	1389	B	63 kW	243	23
CELTA 1.4 GLS	C14E	08.04	1389	B	62 kW	243	23
CELTA 1.4 GLS	C14E	01.11	1389	B	68 kW	243	23
CELTA 1.4 Super (08, 48)	LQ5(85CUL4)	06.03 - 12.06	1389	B	63 kW	243	23
CHEVETTE Schrägheck 1.4 LS	A14N	08.91 - 07.98	1389	B	48 kW	243	23
CHEVETTE Stufenheck 1.4 LS	A14N	08.91 - 07.95	1389	B	48 kW	243	23
CHEVY Kombi 1.4	Z 14 XE	08.02 - 09.06	1389	B	66 kW	243	24
CHEVY Kombi 1.6	C 16 SEI	08.95 - 07.02	1598	B	72 kW	245	35
CHEVY Kombi 1.6	Z 16 XE	08.02 - 09.06	1598	B	74 kW	246	46
CHEVY Stufenheck 1.4	2H6	08.02 - 09.06	1389	B	66 kW	243	23
CHEVY Stufenheck 1.4	2H6	09.00 - 12.00	1389	B	44 kW	243	23
CHEVY Stufenheck 1.4	C 14 NZ	09.00 - 12.00	1389	B	44 kW	242	20
CHEVY Stufenheck 1.4	Z 14 XE	08.02 - 09.06	1389	B	66 kW	243	24
CHEVY Stufenheck 1.6	C 16 SEI	09.96 - 05.10	1598	B	75 kW	245	35



# CHEVROLET

							
CHEVY Stufenheck 1.6	C 16 SEI	08.95 - 07.02	1598	B	72 kW	245	35
CHEVY Stufenheck 1.6	Z 16 XE	08.02	1598	B	74 kW	246	46
CHEVY 1.4	2H6	12.95 - 07.06	1389	B	44 kW	243	23
CHEVY 1.4	2H6	09.00 - 07.06	1389	B	45 kW	243	23
CHEVY 1.4	C 14 NZ	12.95 - 07.06	1389	B	44 kW	242	20
CHEVY 1.4	C 14 NZ	09.00 - 07.06	1389	B	45 kW	242	20
CHEVY 1.4	Z 14 XE	06.95 - 07.06	1389	B	66 kW	243	24
CHEVY 1.6 SRV	A16DMS	05.06	1598	B	74 kW	244	32
CHEVY 1.6 SRV	L44(96CUL4)	05.06	1598	B	74 kW	245	37
CHEVY 1.6	C 16 SEI	08.95 - 07.02	1598	B	72 kW	245	35
CLASSIC Kombi 1.4	X 14 XE	01.02 - 10.12	1389	B	68 kW	243	24
CLASSIC Schrägheck 1.4	X 14 XE	01.10 - 10.12	1389	B	68 kW	243	24
CLASSIC 1.0 Life Flexpower (19)	LNL(61CUL4)	12.08 - 12.16	999	B/E	57 kW	241	9
CLASSIC 1.0 Life Flexpower (19)	N 10 YFH	12.08 - 12.16	999	B/E	57 kW	241	9
CLASSIC 1.0 VHC Flex (19)	LNL(61CUL4)	01.06 - 12.08	999	B/E	53 kW	241	9
CLASSIC 1.0 VHC Flex (19)	X 10 YFH	01.06 - 12.08	999	B/E	53 kW	241	9
CLASSIC 1.4	X 14 XE	01.10	1389	B	68 kW	243	24
CMP Pritsche/Fahrgestell 0.8	F8C	05.14	797	B	27 kW	240	2
CMV Kasten 0.8	F8C	05.14	797	B	27 kW	240	2
COBALT 1.3 D	Z 13 DT	03.13	1248	D	55 kW	240	6
COBALT 1.4 Flex	LKF(85CUL4)	11.11 - 12.16	1389	B/E	75 kW	243	23
COBALT 1.4 Flex	LKF(85CUL4)	01.17	1389	B/E	78 kW	243	23
COBALT 1.4 Flex	LKJ(85CUL4)	01.17	1389	B/E	78 kW	243	23
COBALT 1.4 Flex	N 14 YF	11.11 - 12.16	1389	B/E	75 kW	243	23
COBALT 1.4 Flex	X 14 YF	11.11 - 12.16	1389	B/E	75 kW	243	23
COBALT 1.8 Econoflex	LMD(110CUL4)	08.12 - 12.16	1796	B/E	79 kW	247	52
COBALT 1.8 Econoflex	N18XFH	08.12 - 12.16	1796	B/E	79 kW	247	52
COBALT 1.8 Flex	LI3(110CUL4)	10.18	1796	B/E	78 kW	247	52
COBALT 1.8 Flex	N18XFH	10.18	1796	B/E	78 kW	247	52
COBALT 1.8 Flexfuel	LI3(110CUL4)	01.17	1796	B/E	82 kW	247	52
COBALT 1.8 Flexfuel	N18XFH	01.17	1796	B/E	82 kW	247	52
COBALT 1.8	N18XFH	05.12	1796	B	78 kW	247	52
COLORADO Crew Cab Pickup 2.5 D 4WD	XLD25	09.15	2499	D	120 kW	253	96
COLORADO Crew Cab Pickup 2.5 D 4WD	XLD25	09.15	2499	D	132 kW	253	96
COLORADO Crew Cab Pickup 2.5 D 4WD	XLD25	09.12	2499	D	110 kW	253	96
COLORADO Crew Cab Pickup 2.5 D	XLD25	09.15	2499	D	132 kW	253	96
COLORADO Crew Cab Pickup 2.5 D	XLD25	09.15	2499	D	120 kW	253	96
COLORADO Crew Cab Pickup 2.5 D	XLD25	09.12	2499	D	110 kW	253	96
COLORADO Crew Cab Pickup 2.8 D 4WD	LWN	09.15	2776	D	135 kW	253	98
COLORADO Crew Cab Pickup 2.8 D 4WD	XLD28	09.12	2776	D	132 kW	253	98
COLORADO Crew Cab Pickup 2.8 D 4WD	XLDE28	09.15	2776	D	144 kW	253	98
COLORADO Crew Cab Pickup 2.8 D 4WD	XLDE28	09.15	2776	D	147 kW	253	98
COLORADO Crew Cab Pickup 2.8 D	LWN	09.15	2776	D	135 kW	253	98
COLORADO Crew Cab Pickup 2.8 D	LWN	01.17	2776	D	149 kW	253	98
COLORADO Crew Cab Pickup 2.8 D	XLD28	09.13 - 12.14	2776	D	132 kW	253	98
COLORADO Crew Cab Pickup 2.8 D	XLDE28	09.15	2776	D	147 kW	253	98
COLORADO Extended Cab Pickup 2.8 D 4WD	LWN	09.15	2776	D	135 kW	253	98
COLORADO Extended Cab Pickup 2.8 D	LWN	09.15	2776	D	135 kW	253	98
COLORADO Standard Cab Pickup 2.4	C 24 SE	01.04 - 09.10	2405	B	94 kW	252	88
COLORADO Standard Cab Pickup 2.8 D 4WD	XLD28	09.12	2776	D	132 kW	253	98
COLORADO Standard Cab Pickup 2.8 D	LWN	01.17	2776	D	149 kW	253	98
COLORADO Standard Cab Pickup 2.8 D	XLD28	09.12	2776	D	132 kW	253	98
COLORADO 2.4 Flex (7)	LP8(147CUL4)	01.07 - 01.12	2405	B/E	108 kW	252	88
COLORADO 2.4 Flex (7)	X 24 XF	01.07 - 01.12	2405	B/E	108 kW	252	88
COLORADO 2.8 D 4x4	LWH	01.04 - 08.12	2776	D	132 kW	253	98
COLORADO 2.8 D	LWH	01.04 - 08.12	2776	D	132 kW	253	98
COMBO 1.3 CDTI	Z 13 DTJ	10.06 - 10.12	1248	D	55 kW	240	6
COMBO 1.4	Z 14 XEP	10.06 - 10.12	1364	B	66 kW	242	17
COMBO 1.6	Z 16 SE	04.01 - 09.06	1598	B	67 kW	246	45
COMBO 1.7 D	Y 17 DTL	04.01 - 09.06	1686	D	44 kW	246	44
CORSA Kombi 1.4	X 14 YEH	01.09 - 07.12	1389	B	68 kW	243	23
CORSA Kombi 1.6 GLS (35)	C 16 NE	01.96 - 11.07	1598	B	68 kW	244	33






			<b>ccm</b>		<b>kw</b>		<b>1 POS</b>
CORSA Kombi 1.6 GS (35)	L91(98CUL4)	01.96 - 07.02	1598	B	75 kW	245	39
CORSA Kombi 1.6 GS (35)	L91	01.96 - 07.02	1598	B	75 kW	245	38
CORSA Kombi 1.6 GS (35)	X 16 XE	01.96 - 07.02	1598	B	75 kW	246	42
CORSA Kombi 1.7 D	Y 17 DTL	08.00 - 07.02	1686	D	44 kW	246	44
CORSA Pick-up 1.0 Ethanol	X10EN	08.99 - 07.02	996	B/E	47 kW	241	7
CORSA Pick-up 1.0	X 10 E	08.97 - 07.00	999	B	44 kW	241	7
CORSA Pick-up 1.4 GLS	2H6	08.94 - 07.97	1389	B	44 kW	243	23
CORSA Pick-up 1.4 GLS	C 14 NZ	08.94 - 07.97	1389	B	44 kW	242	20
CORSA Pick-up 1.4	Z 14 XE	08.02 - 09.06	1389	B	66 kW	243	24
CORSA Pick-up 1.6 (80)	C 16 NE	08.94 - 12.03	1598	B	68 kW	244	33
CORSA Pick-up 1.6	C 16 SEI	08.95 - 07.02	1598	B	72 kW	245	35
CORSA Pick-up 1.6	Z 16 SE	08.01 - 12.11	1598	B	62 kW	246	45
CORSA Pick-up 1.6	Z 16 XE	08.02 - 09.06	1598	B	74 kW	246	46
CORSA Pick-up 1.7 DTi	Y 17 DT	08.01 - 12.11	1686	D	55 kW	246	44
CORSA Pick-up 1.7 D	Y 17 DTL	08.00 - 07.02	1686	D	44 kW	246	44
CORSA Schrägheck 1.0 (08, 68)	C 10 NE	03.94 - 07.03	999	B	44 kW	240	1
CORSA Schrägheck 1.0 (08, 68)	X 10 E	03.94 - 07.03	999	B	44 kW	241	7
CORSA Schrägheck 1.0 Flex	X10EN	08.99 - 07.02	996	B/E	47 kW	241	7
CORSA Schrägheck 1.0 Joy Flex	LNL(61CUL4)	09.05 - 12.09	999	B/E	58 kW	241	9
CORSA Schrägheck 1.0 Joy Flex	X 10 YFH	09.05 - 12.09	999	B/E	58 kW	241	9
CORSA Schrägheck 1.0	X 10 YFH	08.02 - 08.05	999	B	57 kW	241	9
CORSA Schrägheck 1.4 GLS (08, 68, 73, 78)	2H6(85CUL4)	06.94 - 07.97	1389	B	44 kW	243	23
CORSA Schrägheck 1.4 GLS (08, 68, 73, 78)	2H6	06.94 - 07.97	1389	B	44 kW	243	23
CORSA Schrägheck 1.4 GLS (08, 68, 73, 78)	C 14 NZ	06.94 - 07.97	1389	B	44 kW	242	20
CORSA Schrägheck 1.4 GLS (08, 68, 73, 78)	LQ5(85CUL4)	06.94 - 07.97	1389	B	44 kW	243	23
CORSA Schrägheck 1.4 Maxx Flex	LKF(85CUL4)	06.07	1389	B/E	77 kW	243	23
CORSA Schrägheck 1.4 Maxx Flex	X 14 YEH	06.07	1389	B/E	77 kW	243	23
CORSA Schrägheck 1.4 Maxx Flex	X 14 YFH	06.07	1389	B/E	77 kW	243	23
CORSA Schrägheck 1.4	C 14 SEL	05.98 - 05.08	1389	B	62 kW	243	22
CORSA Schrägheck 1.4	X 14 YEH	07.07	1389	B	68 kW	243	23
CORSA Schrägheck 1.4	X 14 YEH	01.09	1389	B	70 kW	243	23
CORSA Schrägheck 1.4	Z 14 XE	09.01 - 07.02	1389	B	66 kW	243	24
CORSA Schrägheck 1.6 GLS (08, 68)	C 16 NE	08.94 - 09.10	1598	B	68 kW	244	33
CORSA Schrägheck 1.6 GSI 16V SFI (08)	C 16 XE	08.94 - 07.97	1598	B	80 kW	245	36
CORSA Schrägheck 1.6 GSI 16V SFI (08)	L91(98CUL4)	08.94 - 07.97	1598	B	80 kW	245	39
CORSA Schrägheck 1.6 GSI 16V SFI (08)	L91	08.94 - 07.97	1598	B	80 kW	245	38
CORSA Schrägheck 1.6 GSI 16V SFI (08)	X 16 XE	08.94 - 07.97	1598	B	80 kW	246	42
CORSA Schrägheck 1.6 GS	L91	01.96 - 07.02	1598	B	75 kW	245	38
CORSA Schrägheck 1.6 GS	X 16 XE	01.96 - 07.02	1598	B	75 kW	246	42
CORSA Schrägheck 1.6	B 16 NE	09.05 - 12.10	1598	B	68 kW	244	33
CORSA Schrägheck 1.7 D	Y 17 DTL	08.00 - 05.08	1686	D	44 kW	246	44
CORSA Schrägheck 1.7 D	Y 17 DTL	02.02 - 03.09	1686	D	48 kW	246	44
CORSA Schrägheck 1.7 D	Y 17 DTL	02.02 - 05.05	1686	D	44 kW	246	44
CORSA Schrägheck 1.8 Flex	LMD	08.02 - 12.09	1796	B/E	84 kW	247	52
CORSA Schrägheck 1.8 Flex	X 18 XE	08.02 - 12.10	1799	B/E	84 kW	248	58
CORSA Schrägheck 1.8 Flexpower	C 18 NE1	06.03 - 08.05	1796	B/E	80 kW	249	68
CORSA Schrägheck 1.8 Flexpower	LMD(110CUL4)	06.03 - 08.05	1796	B/E	80 kW	247	52
CORSA Schrägheck 1.8	C 18 NE	02.02 - 08.05	1796	B	75 kW	249	66
CORSA Schrägheck 1.8	C18XE	08.02 - 12.10	1796	B	82 kW	247	51
CORSA Schrägheck 1.8	LJ1(110CUL4)	02.02 - 08.05	1796	B	75 kW	247	52
CORSA Stufenheck 1.0 (19)	C 10 NE	03.94 - 12.02	999	B	44 kW	240	1
CORSA Stufenheck 1.0 (19)	X 10 E	03.94 - 12.02	999	B	44 kW	241	7
CORSA Stufenheck 1.0 Premium Flex (19)	LNL(61CUL4)	09.05 - 12.09	999	B/E	58 kW	241	9
CORSA Stufenheck 1.0 Premium Flex (19)	N 10 YFH	09.05 - 12.09	999	B/E	58 kW	241	9
CORSA Stufenheck 1.0 Premium Flex (19)	X 10 YFH	09.05 - 12.09	999	B/E	58 kW	241	9
CORSA Stufenheck 1.0 Super Flex (19)	LNL(61CUL4)	01.06 - 11.08	999	B/E	53 kW	241	9
CORSA Stufenheck 1.0 Super Flex (19)	X 10 YFH	01.06 - 11.08	999	B/E	53 kW	241	9
CORSA Stufenheck 1.0	X 10 YFH	08.02 - 12.06	999	B	57 kW	241	9
CORSA Stufenheck 1.4 GLS	2H6	08.94 - 07.97	1389	B	44 kW	243	23
CORSA Stufenheck 1.4 GLS	C 14 NZ	08.94 - 07.97	1389	B	44 kW	242	20
CORSA Stufenheck 1.4 Maxx Flex	LKF(85CUL4)	06.07	1389	B/E	77 kW	243	23
CORSA Stufenheck 1.4 Maxx Flex	X 14 YEH	06.07	1389	B/E	77 kW	243	23












# CHEVROLET






CORSA Stufenheck 1.4 Maxx Flex	X 14 YFH	06.07	1389	B/E	77 kW	243	23
CORSA Stufenheck 1.4	X 14 YEH	07.07	1389	B	68 kW	243	23
CORSA Stufenheck 1.6 GLS (19)	B 16 NE	08.94 - 05.08	1598	B	68 kW	244	33
CORSA Stufenheck 1.6 GS	L91	01.96 - 07.02	1598	B	75 kW	245	38
CORSA Stufenheck 1.6 GS	X 16 XE	01.96 - 07.02	1598	B	75 kW	246	42
CORSA Stufenheck 1.6	B 16 NE	10.02 - 12.10	1598	B	68 kW	244	33
CORSA Stufenheck 1.7 D	Y 17 DTL	02.98 - 05.05	1686	D	44 kW	246	44
CORSA Stufenheck 1.7 D	Y 17 DTL	02.02 - 03.09	1686	D	48 kW	246	44
CORSA Stufenheck 1.8 Flex	X 18 XE	08.02 - 12.09	1799	B/E	84 kW	248	58
CORSA Stufenheck 1.8 Flex	X 18 XF	08.02	1796	B/E	84 kW	247	52
CORSA Stufenheck 1.8 Flex	X 18 XF	08.02 - 12.09	1796	B/E	84 kW	247	52
CORSA Stufenheck 1.8 Flexpower	C 18 NE1	06.03 - 08.05	1796	B/E	80 kW	249	68
CORSA Stufenheck 1.8 Flexpower	LMD(110CUL4)	06.03 - 08.05	1796	B/E	80 kW	247	52
CORSA Stufenheck 1.8	C 18 NE	02.02	1796	B	75 kW	249	66
CORSA Stufenheck 1.8	C18XE	08.02	1796	B	82 kW	247	51
CORSA Stufenheck 1.8	LJ1(110CUL4)	02.02	1796	B	75 kW	247	52
CORSA Stufenheck 1.8	LJ1	09.02 - 12.08	1796	B	83 kW	247	52
CRUZE (J300) 1.4	A 14 NET	09.10	1364	B	103 kW	241	10
CRUZE (J300) 1.4	A 14 XER	07.13	1398	B	74 kW	242	15
CRUZE (J300) 1.4	LDD	07.13	1398	B	74 kW	242	16
CRUZE (J300) 1.4	LUJ	09.10	1364	B	103 kW	241	12
CRUZE (J300) 1.6	F16D3	05.09	1598	B	80 kW	245	41
CRUZE (J300) 1.6	LXT	05.09	1598	B	80 kW	245	41
CRUZE (J300) 1.7 D	LUD	01.12	1686	D	96 kW	245	40
CRUZE (J300) 1.7 TD	A 17 DTE	11.13	1686	D	81 kW	245	39
CRUZE (J300) 1.7 TD	LKR	11.13	1686	D	81 kW	245	39
CRUZE (J300) 2.0 CDI	Z 20 DMH	05.09	1991	D	110 kW	248	60
CRUZE (J300) 2.0 CDI	Z 20 S1	05.09	1991	D	110 kW	248	61
CRUZE (J300) 2.0 CDI	Z 20 S1	05.09 - 05.11	1991	D	92 kW	248	61
CRUZE Schrägheck (J305) 1.4	A 14 NET	06.12	1364	B	103 kW	241	10
CRUZE Schrägheck (J305) 1.4	A 14 XER	07.13 - 12.15	1398	B	74 kW	242	15
CRUZE Schrägheck (J305) 1.4	LDD	07.13 - 12.15	1398	B	74 kW	242	16
CRUZE Schrägheck (J305) 1.4	LUJ	06.12	1364	B	103 kW	241	12
CRUZE Schrägheck (J305) 1.6	LXT	01.12	1598	B	80 kW	245	41
CRUZE Schrägheck (J305) 1.7 D	LUD	01.12 - 12.15	1686	D	96 kW	245	40
CRUZE Schrägheck (J305) 1.7 TD	A 17 DTE	08.13 - 12.15	1686	D	81 kW	245	39
CRUZE Schrägheck (J305) 1.7 TD	LKR	08.13 - 12.15	1686	D	81 kW	245	39
CRUZE Schrägheck (J305) 2.0 VCDi	Z 20 DMH	12.10	1991	D	110 kW	248	60
CRUZE Station Wagon (J308) 1.4	A 14 XER	07.13 - 12.15	1398	B	74 kW	242	15
CRUZE Station Wagon (J308) 1.4	LDD	07.13 - 12.15	1398	B	74 kW	242	16
CRUZE Station Wagon (J308) 1.4	LUJ	08.12	1364	B	103 kW	241	12
CRUZE Station Wagon (J308) 1.7 TD	A 17 DTE	11.13 - 12.15	1686	D	81 kW	245	39
CRUZE Station Wagon (J308) 1.7 TD	LKR	11.13 - 12.15	1686	D	81 kW	245	39
CRUZE Station Wagon (J308) 1.7 TD	LUD	08.12	1686	D	96 kW	245	40
ENJOY 1.3 D STR	LDV	05.13 - 05.16	1248	D	57 kW	240	4
ENJOY 1.3 D	LDV	10.15 - 10.17	1248	D	55 kW	240	4
EPICA (KL1_) 2.0 D	Z 20 S	01.07 - 12.11	1991	D	110 kW	248	61
EPICA (KL1_) 2.0	C 20 SED	01.05 - 12.06	1998	B	94 kW	250	73
EPICA (KL1_) 2.0	L34(122CUL4)	08.06 - 12.11	1998	B	96 kW	251	78
EPICA (KL1_) 2.0	L88	01.05 - 12.06	1998	B	98 kW	250	76
EPICA (KL1_) 2.0	L88	01.05 - 12.06	1998	B	94 kW	250	76
EPICA (KL1_) 2.0	T20SED	01.05 - 12.06	1998	B	98 kW	251	81
EVANDA 2.0	L88	03.05 - 12.06	1998	B	96 kW	250	76
EVANDA 2.0	X 20 SED	03.05 - 12.06	1998	B	96 kW	251	82
EXPRESS 2500 Extended Cargo Van 2.8 D	LWN	11.17	2776	D	135 kW	253	98
EXPRESS 2500 Standard Cargo Van 2.8 D	LWN	11.17	2776	D	135 kW	253	98
EXPRESS 2500 Standard Passenger Van 2.8 D	LWN	11.17	2776	D	135 kW	253	98
EXPRESS 3500 Cutaway Van 2.8 D	LWN	11.17	2776	D	135 kW	253	98
EXPRESS 3500 Extended Cargo Van 2.8 D	LWN	11.17	2776	D	135 kW	253	98
EXPRESS 3500 Standard Cargo Van 2.8 D	LWN	11.17	2776	D	135 kW	253	98
EXPRESS 3500 Standard Passenger Van 2.8 D	LWN	11.17	2776	D	135 kW	253	98
GRAND VITARA 2.0 HDI 4WD	RHZ	09.99 - 08.03	1997	D	80 kW	250	70

			<b>ccm</b>		<b>kw</b>		<b>1 POS</b>
IMPALA Stufenheck 2.4 Hybrid	LUK	07.13 - 12.14	2384	B/E	136 kW	253	91
IMPALA Stufenheck 2.4 Hybrid	LUK	06.14	2384	B/E	147 kW	253	91
IPANEMA 2.0 Álcool (35)	LT0(122CUL4)	03.91 - 12.97	1998	E	85 kW	251	79
JOY PLUS Stufenheck 1.0 Flex	LKL(61CUL4)	11.19	999	B/E	59 kW	241	9
JOY PLUS Stufenheck 1.4	GM14SPE4	12.19	1389	B	72 kW	243	23
JOY Schrägheck 1.0 Flex	LKL(61CUL4)	11.19	999	B/E	59 kW	241	9
KADETT Cabriolet 2.0	LE4(122CUL4)	11.91 - 12.95	1998	B	89 kW	251	79
KADETT 2.0 (08, 33)	LE4(122CUL4)	08.91 - 07.99	1998	B	89 kW	251	79
KADETT 2.0 Álcool (08)	C 20 NE	03.91 - 12.97	1998	E	85 kW	250	72
KADETT 2.0 Álcool (08)	LT0(122CUL4)	03.91 - 12.97	1998	E	85 kW	251	79
KADETT 2.0	C 20 NE	02.91 - 12.98	1998	B	90 kW	250	72
KADETT 2.0	LE4(122CUL4)	02.91 - 12.98	1998	B	90 kW	251	79
LACETTI (J200) 1.4 16V	F14D3	03.05 - 03.13	1399	B	70 kW	243	25
LACETTI (J200) 1.4 16V	L14(85CUL4)	03.05 - 03.13	1399	B	70 kW	244	28
LACETTI (J200) 1.4 LPG	L14(85CUL4)	01.05 - 12.12	1399	B/G	69 kW	244	28
LACETTI (J200) 1.6	F16D3	03.05	1598	B	80 kW	245	41
LACETTI (J200) 1.6	L44(96CUL4)	03.05	1598	B	80 kW	245	37
LACETTI (J200) 1.6	LXT	03.05	1598	B	80 kW	245	41
LACETTI (J200) 1.8	F18D2	03.05 - 12.09	1796	B	67 kW	246	48
LACETTI (J200) 1.8	F18D3	08.05 - 12.11	1796	B	89 kW	247	49
LACETTI (J200) 1.8	LDA	03.05	1796	B	90 kW	247	51
LACETTI (J200) 1.8	LDA	08.05 - 12.11	1796	B	89 kW	247	51
LACETTI (J200) 1.8	LDA	03.05 - 12.09	1796	B	67 kW	247	51
LACETTI (J200) 1.8	T18SED	03.05	1799	B	90 kW	248	57
LACETTI (J200) 2.0 D	Z 20 DM	01.07	1991	D	89 kW	248	59
LACETTI Kombi (J200) 1.6 LPG	F16D3	06.09 - 12.11	1598	B/G	80 kW	245	41
LACETTI Kombi (J200) 1.6 LPG	L44(96CUL4)	06.09 - 12.11	1598	B/G	80 kW	245	37
LACETTI Kombi (J200) 1.6 LPG	LXT	06.09 - 12.11	1598	B/G	80 kW	245	41
LACETTI Kombi (J200) 1.6	F16D3	03.05	1598	B	80 kW	245	41
LACETTI Kombi (J200) 1.6	L44(96CUL4)	03.05	1598	B	80 kW	245	37
LACETTI Kombi (J200) 1.6	LXT	03.05	1598	B	80 kW	245	41
LACETTI Kombi (J200) 1.8	F18D3	08.05	1796	B	89 kW	247	49
LACETTI Kombi (J200) 1.8	L84(110CUL4)	05.03 - 08.05	1799	B	90 kW	247	56
LACETTI Kombi (J200) 1.8	LDA	08.05 - 03.13	1796	B	90 kW	247	51
LACETTI Kombi (J200) 1.8	LDA	08.05	1796	B	89 kW	247	51
LACETTI Kombi (J200) 1.8	T18SED	08.05 - 03.13	1799	B	90 kW	248	57
LACETTI Stufenheck (J200) 1.4	F14D3	03.05 - 03.13	1399	B	69 kW	243	25
LACETTI Stufenheck (J200) 1.4	L14(85CUL4)	03.05 - 03.13	1399	B	69 kW	244	28
LACETTI Stufenheck (J200) 1.6	F16D3	03.05 - 03.13	1598	B	80 kW	245	41
LACETTI Stufenheck (J200) 1.6	L44(96CUL4)	03.05 - 03.13	1598	B	80 kW	245	37
LACETTI Stufenheck (J200) 1.6	LXT	03.05 - 03.13	1598	B	80 kW	245	41
LACETTI Stufenheck (J200) 1.8	F18D2	08.05 - 12.09	1796	B	66 kW	246	48
LACETTI Stufenheck (J200) 1.8	L84(110CUL4)	05.03 - 08.05	1799	B	90 kW	247	56
LACETTI Stufenheck (J200) 1.8	LDA	08.05 - 03.13	1796	B	90 kW	247	51
LACETTI Stufenheck (J200) 1.8	LDA	08.05 - 12.09	1796	B	66 kW	247	51
LACETTI Stufenheck (J200) 1.8	T18SED	08.05 - 03.13	1799	B	90 kW	248	57
LANOS Stufenheck 1.4	A 13 SM	11.05 - 12.10	1349	B	55 kW	242	18
LANOS Stufenheck 1.4	L13(82CUL4)	11.05 - 12.10	1349	B	55 kW	242	18
LANOS Stufenheck 1.5	A15SMS	11.05 - 12.18	1498	B	64 kW	242	19
LANOS Stufenheck 1.5	A15SMS	11.05 - 12.10	1498	B	63 kW	242	19
LANOS Stufenheck 1.5	LX6	11.05 - 12.18	1498	B	64 kW	242	19
LANOS Stufenheck 1.5	LX6	11.05 - 12.10	1498	B	63 kW	242	19
LANOS Stufenheck 1.6 16V	A16DMS	11.05 - 12.10	1598	B	78 kW	244	32
LANOS Stufenheck 1.6 16V	L44(96CUL4)	11.05 - 12.10	1598	B	78 kW	245	37
LUV 2.2	C 22 NE	09.96 - 12.05	2198	B	86 kW	251	79
LUV 2.2	L06	09.96 - 12.05	2198	B	86 kW	251	79
MALIBU (V300) 2.4 Hybrid	LUK	01.12	2384	B/E	136 kW	253	91
MALIBU 2.4	LD9(145CUL4)	08.96 - 09.02	2392	B	112 kW	253	94
MATIZ (M200, M250) 0.8 LPG	F8CV	03.05 - 12.07	796	B/G	38 kW	240	2
MATIZ (M200, M250) 0.8	F8CV	03.05 - 12.13	796	B	38 kW	240	2
MATIZ (M200, M250) 0.8	F8CV	10.10	796	B	37 kW	240	2
MERIVA 1.4 Flex (75)	LKF(85CUL4)	09.08 - 07.12	1389	B/E	77 kW	243	23










							
MERIVA 1.4 Flex (75)	X 14 YEH	09.08 - 07.12	1389	B/E	77 kW	243	23
MERIVA 1.4	X 14 YEH	07.07 - 07.12	1389	B	73 kW	243	23
MERIVA 1.7 D	2H8	08.02 - 04.10	1686	D	55 kW	245	39
MERIVA 1.8 (75)	C 18 NE	02.02 - 07.12	1796	B	75 kW	249	66
MERIVA 1.8 (75)	C 18 SEL	08.02 - 02.06	1796	B	90 kW	249	67
MERIVA 1.8 (75)	L79(110CUL4)	08.02 - 02.06	1796	B	90 kW	247	50
MERIVA 1.8 (75)	LJ1(110CUL4)	02.02 - 07.12	1796	B	75 kW	247	52
MERIVA 1.8 (75)	X 18 XE1	08.02 - 02.06	1796	B	90 kW	247	54
MERIVA 1.8 Flex (75)	C 18 NE1	11.03 - 08.05	1796	B/E	81 kW	249	68
MERIVA 1.8 Flex (75)	LMD(110CUL4)	03.03 - 07.12	1796	B/E	84 kW	247	52
MERIVA 1.8 Flex (75)	LMD(110CUL4)	11.03 - 08.05	1796	B/E	81 kW	247	52
MERIVA 1.8 Flex (75)	X 18 XF	03.03 - 07.12	1796	B/E	84 kW	247	52
MERIVA 1.8	C18XE	03.03 - 07.12	1796	B	82 kW	247	51
MERIVA 1.8	C18XE	01.04 - 07.12	1796	B	78 kW	247	51
MERIVA 1.8	Z 18 XE	05.03 - 12.08	1796	B	92 kW	247	53
MONTANA Kasten/Kombi (M80_) 1.4 Flex	LKF(85CUL4)	01.13 - 12.14	1389	B/E	75 kW	243	23
MONTANA Kasten/Kombi 1.4 Flex	LKF(85CUL4)	12.07 - 10.10	1389	B/E	77 kW	243	23
MONTANA Pick-up 1.4 Conquest Flex (80)	LKF(85CUL4)	07.07 - 10.10	1389	B/E	77 kW	243	23
MONTANA Pick-up 1.4 Conquest Flex (80)	X 14 YFH	07.07 - 10.10	1389	B/E	77 kW	243	23
MONTANA Pick-up 1.4 Flex	LKF	01.16	1389	B/E	73 kW	243	23
MONTANA Pick-up 1.4 Flex	N 14 YFH	11.10	1389	B/E	78 kW	243	23
MONTANA Pick-up 1.4 LS Flex	LKF	11.10 - 12.15	1389	B/E	75 kW	243	23
MONTANA Pick-up 1.4 LS Flex	X 14 YFH	11.10 - 12.15	1389	B/E	75 kW	243	23
MONTANA Pick-up 1.4	X 14 YEH	01.11	1389	B	68 kW	243	23
MONTANA Pick-up 1.4	X 14 YFH	01.11	1389	B	68 kW	243	23
MONTANA Pick-up 1.8 Flexpower (80)	LMD(110CUL4)	08.03 - 12.05	1796	B/E	80 kW	247	52
MONTANA Pick-up 1.8 Flexpower (80)	LMD(110CUL4)	09.05 - 09.10	1796	B/E	84 kW	247	52
MONTANA Pick-up 1.8 Flexpower (80)	X 18 XF	08.03 - 12.05	1796	B/E	80 kW	247	52
MONTANA Pick-up 1.8 Flexpower (80)	X 18 XF	09.05 - 09.10	1796	B/E	84 kW	247	52
MONTANA Pick-up 1.8	LJ1	01.04 - 08.05	1796	B	75 kW	247	52
MONTANA Pick-up 1.8	LJ1	09.05 - 10.10	1796	B	82 kW	247	52
MONTANA Pick-up 1.8	LJ1	08.03 - 10.10	1796	B	77 kW	247	52
MONTANA Pick-up 1.8	LJ1	11.10	1796	B	77 kW	247	52
MONTANA Pick-up 1.8	X 18 XF	01.11	1796	B	78 kW	247	52
MONZA Schrägheck 1.6	16S	01.82 - 12.86	1598	B	54 kW	246	47
MONZA 1.6	16S	04.83 - 12.86	1598	B	54 kW	246	47
MONZA 2.0 Álcool	LTO(122CUL4)	03.91 - 12.96	1998	E	85 kW	251	79
MONZA 2.0	20 E	01.86 - 12.91	1979	B	73 kW	254	99
MONZA 2.0	20 E	03.91 - 12.96	1979	B	81 kW	254	99
MONZA 2.0	20 E	11.89 - 05.91	1979	B	85 kW	254	99
MONZA 2.0	LE4(122CUL4)	11.89 - 05.91	1998	B	85 kW	251	79
MONZA 2.0	LE4(122CUL4)	06.91 - 12.93	1998	B	89 kW	251	79
NIVA (2123) 1.8 4x4	Z 18 XE	01.07 - 12.09	1796	B	92 kW	247	53
NUBIRA Kombi 1.6 LPG	L44(96CUL4)	03.05 - 12.10	1598	B/G	80 kW	245	37
NUBIRA Kombi 1.6 LPG	LXT	03.05 - 12.10	1598	B/G	80 kW	245	41
NUBIRA Kombi 1.6	F16D3	03.05 - 12.11	1598	B	80 kW	245	41
NUBIRA Kombi 1.6	L44(96CUL4)	03.05 - 12.11	1598	B	80 kW	245	37
NUBIRA Kombi 1.6	LXT	03.05 - 12.11	1598	B	80 kW	245	41
NUBIRA Kombi 1.8	F18D3	08.05 - 12.11	1796	B	89 kW	247	49
NUBIRA Kombi 1.8	LDA	03.05 - 12.09	1796	B	90 kW	247	51
NUBIRA Kombi 1.8	LDA	08.05 - 12.11	1796	B	89 kW	247	51
NUBIRA Kombi 1.8	T18SED	03.05 - 12.09	1799	B	90 kW	248	57
NUBIRA Kombi 2.0 D	Z 20 DM	01.07 - 12.11	1991	D	89 kW	248	59
NUBIRA Kombi 2.0 D	Z 20 S	01.07 - 12.11	1991	D	89 kW	248	61
NUBIRA Stufenheck 1.4	F14D3	01.06 - 12.08	1399	B	70 kW	243	25
NUBIRA Stufenheck 1.4	F14D3	01.05 - 12.07	1399	B	69 kW	243	25
NUBIRA Stufenheck 1.4	L14(85CUL4)	01.06 - 12.08	1399	B	70 kW	244	28
NUBIRA Stufenheck 1.4	L14(85CUL4)	01.05 - 12.07	1399	B	69 kW	244	28
NUBIRA Stufenheck 1.6	F16D3	03.05 - 12.11	1598	B	80 kW	245	41
NUBIRA Stufenheck 1.6	L44(96CUL4)	03.05 - 12.11	1598	B	80 kW	245	37
NUBIRA Stufenheck 1.6	LXT	12.08 - 12.12	1598	B	76 kW	245	41
NUBIRA Stufenheck 1.6	LXT	03.05 - 12.11	1598	B	80 kW	245	41

			<b>ccm</b>		<b>kw</b>		<b>1</b> POS
NUBIRA Stufenheck 1.8	F18D3	01.06 - 09.07	1796	B	89 kW	247	49
NUBIRA Stufenheck 1.8	LDA	03.05 - 12.09	1796	B	90 kW	247	51
NUBIRA Stufenheck 1.8	LDA	01.06 - 09.07	1796	B	89 kW	247	51
NUBIRA Stufenheck 1.8	T18SED	03.05 - 12.09	1799	B	90 kW	248	57
NUBIRA Stufenheck 2.0 D	Z 20 S	01.05 - 12.11	1991	D	89 kW	248	61
OMEGA SUPREMA 2.0 (35)	C 20 NE	04.93 - 12.94	1998	B	89 kW	250	72
OMEGA SUPREMA 2.0 (35)	LE4(122CUL4)	04.93 - 12.94	1998	B	89 kW	251	79
OMEGA SUPREMA 2.0 Álcool (35)	L78(122CUL4)	04.93 - 12.95	1998	E	96 kW	251	79
OMEGA SUPREMA 2.0	C 20 NE	09.96 - 09.00	1998	B	89 kW	250	72
OMEGA SUPREMA 2.0	C 20 NE	01.95 - 05.96	1998	B	80 kW	250	72
OMEGA SUPREMA 2.2 (35)	C 22 NE	10.94 - 12.98	2198	B	85 kW	251	79
OMEGA SUPREMA 2.2 (35)	C 22 NE	10.94 - 12.96	2198	B	88 kW	251	79
OMEGA SUPREMA 2.2 (35)	L06	10.94 - 12.98	2198	B	85 kW	251	79
OMEGA SUPREMA 2.2 (35)	L06	10.94 - 12.96	2198	B	88 kW	251	79
OMEGA 2.0 (19)	C 20 NE	09.92 - 12.94	1998	B	89 kW	250	72
OMEGA 2.0 (19)	LE4(122CUL4)	09.92 - 12.94	1998	B	89 kW	251	79
OMEGA 2.0 Álcool (19)	C 20 NE	03.93 - 12.95	1998	E	96 kW	250	72
OMEGA 2.0 Álcool (19)	L78(122CUL4)	03.93 - 12.95	1998	E	96 kW	251	79
OMEGA 2.0	C 20 NE	01.92 - 03.93	1998	B	85 kW	250	72
OMEGA 2.0	C 20 NE	03.93 - 12.95	1998	B	80 kW	250	72
OMEGA 2.0	LE4(122CUL4)	01.92 - 03.93	1998	B	85 kW	251	79
OMEGA 2.2 (19)	C 22 NE	10.94 - 12.98	2198	B	85 kW	251	79
OMEGA 2.2 (19)	C 22 NE	10.94 - 12.98	2198	B	88 kW	251	79
OMEGA 2.2 (19)	L06	10.94 - 12.98	2198	B	85 kW	251	79
OMEGA 2.2 (19)	L06	10.94 - 12.98	2198	B	88 kW	251	79
OMEGA 2.2	C 22 NE	04.94 - 10.97	2198	B	90 kW	251	79
OMEGA 2.2	L06	04.94 - 10.97	2198	B	90 kW	251	79
ONIX 1.0 Flexfuel	LKL(61CUL4)	08.12 - 10.19	999	B/E	59 kW	241	9
ONIX 1.4 Flexfuel	LKJ(85CUL4)	01.12 - 10.19	1389	B/E	78 kW	243	23
ONIX 1.4 Flexfuel	N 14 YF	01.12 - 10.19	1389	B/E	78 kW	243	23
ONIX 1.4	GM14SPE4	04.13	1389	B	72 kW	243	23
OPTRA (1J_) 1.6 CNG	F16D3	03.05 - 12.10	1598	B/G	80 kW	245	41
OPTRA (1J_) 1.6 CNG	LXT	11.06 - 12.10	1598	B/G	74 kW	245	41
OPTRA (1J_) 1.6	F16D3	08.03 - 12.08	1598	B	80 kW	245	41
OPTRA (1J_) 1.6	L44(96CUL4)	08.03 - 12.08	1598	B	80 kW	245	37
OPTRA (1J_) 1.6	LXT	08.03 - 12.08	1598	B	80 kW	245	41
OPTRA (1J_) 1.6	LXT	08.03 - 12.09	1598	B	78 kW	245	41
OPTRA (1J_) 1.8	LDA	08.03 - 12.09	1796	B	85 kW	247	51
OPTRA (1J_) 1.8	LDA	04.03 - 04.12	1796	B	90 kW	247	51
OPTRA (1J_) 1.8	T18SED	08.03 - 12.09	1799	B	85 kW	248	57
OPTRA (1J_) 1.8	T18SED	04.03 - 04.12	1799	B	90 kW	248	57
OPTRA (1J_) 2.0 MAGNUM TDCi	Z 20 S1	12.08 - 12.12	1991	D	89 kW	248	61
OPTRA (1J_) 2.0	L34(122CUL4)	08.03 - 12.08	1998	B	97 kW	251	78
OPTRA (1J_) 2.0	L34(122CUL4)	09.03 - 12.10	1998	B	93 kW	251	78
OPTRA (1J_) 2.0	L34	08.03 - 12.08	1995	B	97 kW	248	62
OPTRA (1J_) 2.0	L34	09.03 - 12.10	1995	B	93 kW	248	62
OPTRA Kombi 1.6 CNG	F16D3	03.05 - 12.08	1598	B/G	80 kW	245	41
OPTRA Kombi 1.6	F16D3	06.06 - 12.08	1598	B	80 kW	245	41
OPTRA Kombi 1.6	L44(96CUL4)	06.06 - 12.08	1598	B	80 kW	245	37
OPTRA Kombi 1.6	LXT	06.06 - 12.08	1598	B	80 kW	245	41
OPTRA Kombi 1.6	LXT	06.06 - 12.08	1598	B	78 kW	245	41
OPTRA Kombi 2.0	C 20 XE	09.05 - 12.06	1998	B	94 kW	250	75
OPTRA Kombi 2.0	C 20 XE	09.06 - 12.07	1998	B	94 kW	250	75
OPTRA Schrägheck 1.6 SRV	F16D3	06.06	1598	B	74 kW	245	41
OPTRA Schrägheck 1.6	LXT	08.03 - 11.12	1598	B	78 kW	245	41
OPTRA Schrägheck 1.8 SRV	LDA	08.03 - 04.11	1796	B	90 kW	247	51
OPTRA Schrägheck 1.8 SRV	T18SED	08.03 - 04.11	1799	B	90 kW	248	57
OPTRA Schrägheck 2.0	C 20 XE	09.06 - 12.07	1998	B	94 kW	250	75
OPTRA 2.0	X 20 SED	06.99 - 07.03	1998	B	98 kW	251	82
ORLANDO (J309) 1.4	LUJ	06.12	1364	B	103 kW	241	12
PRISMA 1.0 Joy Flexpower (69)	LNL(61CUL4)	03.09 - 01.11	999	B/E	57 kW	241	9
PRISMA 1.0 Joy Flexpower (69)	N 10 YFH	03.09 - 01.11	999	B/E	57 kW	241	9











# CHEVROLET









PRISMA 1.0 LT Flex	LKL(61CUL4)	01.13 - 10.19	999	B/E	59 kW	241	9
PRISMA 1.4 (69)	GM14SPE4	01.13	1389	B	72 kW	243	23
PRISMA 1.4 (69)	X 14 YFL	09.11 - 11.13	1389	B	63 kW	243	23
PRISMA 1.4 (69)	X 14 YFL	10.06 - 02.09	1389	B	71 kW	243	23
PRISMA 1.4 Flex (69)	LKF(85CUL4)	10.06 - 02.13	1389	B/E	71 kW	243	23
PRISMA 1.4 Flex (69)	N 14 YF	10.06 - 02.13	1389	B/E	71 kW	243	23
PRISMA 1.4 LTZ Flex	LKJ(85CUL4)	01.13 - 10.19	1389	B/E	78 kW	243	23
PRISMA 1.4	GM14SPE4	04.13 - 10.19	1389	B	73 kW	243	23
REZZO Großraumlimousine (U100) 1.6	A16DMS	03.05	1598	B	77 kW	244	32
REZZO Großraumlimousine (U100) 1.6	A16DMS	08.05	1598	B	79 kW	244	32
REZZO Großraumlimousine (U100) 1.6	A16DMS	03.05 - 03.09	1598	B	66 kW	244	32
REZZO Großraumlimousine (U100) 1.6	L44(96CUL4)	03.05	1598	B	77 kW	245	37
REZZO Großraumlimousine (U100) 1.6	L44(96CUL4)	08.05	1598	B	79 kW	245	37
REZZO Großraumlimousine (U100) 1.6	L44(96CUL4)	03.05 - 03.09	1598	B	66 kW	245	37
REZZO Großraumlimousine (U100) 2.0	L88	03.05	1998	B	89 kW	250	76
REZZO Großraumlimousine (U100) 2.0	L88	08.05 - 09.09	1998	B	90 kW	250	76
REZZO Großraumlimousine (U100) 2.0	T20SED	03.05	1998	B	89 kW	251	81
REZZO Großraumlimousine (U100) 2.0	T20SED	08.05 - 09.09	1998	B	90 kW	251	81
S10 BLAZER 2.2	B 22 NZ	03.95 - 12.00	2198	B	83 kW	251	79
S10 BLAZER 2.2	C22SE	08.97 - 04.00	2198	B	100 kW	251	79
S10 BLAZER 2.4 Flex	LM6	08.96 - 12.09	2405	B/E	108 kW	252	88
S10 BLAZER 2.4 Flex	LP8	02.07 - 12.11	2405	B/E	108 kW	252	88
S10 BLAZER 2.4	C 24 SE	05.00 - 01.07	2405	B	94 kW	252	88
S10 BLAZER 2.4	LM6	10.06 - 12.07	2405	B	110 kW	252	88
S10 BLAZER 2.5 D 4WD	LK6(153CUL4)	08.97 - 12.00	2509	D	74 kW	253	95
S10 BLAZER 2.5 D	LK6(153CUL4)	10.97 - 01.00	2509	D	74 kW	253	95
S10 Extended Cab Pickup 1.9 4WD	LR1	09.84 - 12.85	1949	B	61 kW	252	86
S10 Extended Cab Pickup 1.9	LR1	09.81 - 12.85	1949	B	61 kW	252	86
S10 Extended Cab Pickup 2.8 4WD	LR2	09.84 - 12.85	2838	B	86 kW	253	93
S10 Extended Cab Pickup 2.8	LR2	09.84 - 12.85	2838	B	86 kW	253	93
S10 Extended Cab Pickup 2.8	LR2	09.81 - 12.82	2838	B	82 kW	253	93
S10 Pick Up 2.8 AWD	LR2	09.82 - 09.85	2838	B	83 kW	253	93
S10 Pick Up 2.8	LR2	09.82 - 09.85	2838	B	83 kW	253	93
S10 Pick-up 2.2 (6, 7)	B 22 NZ	08.97 - 04.00	2198	B	83 kW	251	79
S10 Pick-up 2.2 (6, 7)	LN2(134CUL4)	08.97 - 04.00	2198	B	83 kW	251	79
S10 Pick-up 2.4 (7)	C 24 SE	05.00 - 01.07	2405	B	94 kW	252	88
S10 Pick-up 2.4 (7)	LG1(147CUL4)	05.00 - 01.07	2405	B	94 kW	252	88
S10 Pick-up 2.4 Flex	LP8(147CUL4)	02.12 - 12.16	2405	B/E	108 kW	252	88
S10 Pick-up 2.4	Z24XE	09.16	2405	B	112 kW	252	89
S10 Pick-up 2.5 D 4x4 (6, 7)	LK6(153CUL4)	10.95 - 01.00	2509	D	74 kW	253	95
S10 Pick-up 2.5 STD (6, 7)	LK6(153CUL4)	10.95 - 01.00	2509	D	74 kW	253	95
S10 Pick-up 2.5	LK6(153CUL4)	01.97 - 12.99	2509	D	70 kW	253	95
S10 Pick-up 2.8 D 4x4	LWH	02.12 - 02.14	2776	D	132 kW	253	98
S10 Pick-up 2.8 D 4x4	LWN	09.13	2776	D	147 kW	253	98
S10 Pick-up 2.8 D 4x4	XLD28	09.13	2776	D	147 kW	253	98
S10 Pick-up 2.8 D	LWH	02.12 - 02.14	2776	D	132 kW	253	98
S10 Pick-up 2.8 D	LWN	09.13	2776	D	147 kW	253	98
S10 Pick-up 2.8 D	XLD28	09.13	2776	D	147 kW	253	98
S10 Pritsche/Fahrgestell 1.9 4WD	LR1	09.82 - 12.85	1949	B	61 kW	252	86
S10 Pritsche/Fahrgestell 1.9	LR1	09.82 - 12.84	1949	B	61 kW	252	86
S10 Pritsche/Fahrgestell 2.8 4WD	LR2	09.84 - 12.85	2838	B	86 kW	253	93
S10 Pritsche/Fahrgestell 2.8 TD 4WD	LWN	04.16	2776	D	147 kW	253	98
S10 Pritsche/Fahrgestell 2.8 TD	LWN	04.16	2776	D	147 kW	253	98
S10 Pritsche/Fahrgestell 2.8	LR2	09.84 - 12.85	2838	B	86 kW	253	93
S10 Pritsche/Fahrgestell 2.8	LR2	09.82 - 12.85	2838	B	82 kW	253	93
S10 Standard Cab Pickup 1.9 4WD	LR1	09.81 - 12.85	1949	B	61 kW	252	86
S10 Standard Cab Pickup 1.9	LR1	09.81 - 12.85	1949	B	61 kW	252	86
S10 Standard Cab Pickup 2.8 4WD	LR2	09.82 - 12.84	2838	B	82 kW	253	93
S10 Standard Cab Pickup 2.8 4WD	LR2	09.84 - 12.85	2838	B	86 kW	253	93
S10 Standard Cab Pickup 2.8	LR2	09.81 - 12.84	2838	B	82 kW	253	93
S10 Standard Cab Pickup 2.8	LR2	09.84 - 12.85	2838	B	86 kW	253	93
SAIL Schrägheck 1.2	Z 12 XE	01.13 - 10.17	1199	B	63 kW	241	13

			<b>ccm</b>		<b>kw</b>		<b>1 POS</b>
SAIL Schrägheck 1.3 D	LDV	01.13 - 10.17	1248	D	57 kW	240	4
SAIL Stufenheck 1.2	Z 12 XE	01.13 - 09.14	1199	B	63 kW	241	13
SAIL Stufenheck 1.2	Z 12 XE	10.14 - 10.17	1199	B	61 kW	241	13
SAIL Stufenheck 1.3 D	LDV	01.13 - 10.17	1248	D	57 kW	240	4
SAIL Stufenheck 1.3 D	LDV	12.14 - 10.17	1248	D	55 kW	240	4
SPARK (M150) 0.8	F8CV	09.00 - 12.06	796	B	38 kW	240	2
SPARK (M300) 1.2 LPG	Z 12 XE	09.10	1199	B/G	59 kW	241	13
SPARK (M300) 1.2	Z 12 XE	01.11 - 10.17	1199	B	61 kW	241	13
SPARK (M300) 1.2	Z 12 XE	12.09 - 11.12	1199	B	59 kW	241	13
SPARK (M300) 1.2	Z 12 XE	10.12 - 10.17	1199	B	57 kW	241	13
SPARK Kasten/Schrägheck (M200, M250) 0.8	F8CV	01.07 - 08.14	796	B	38 kW	240	2
SPARK 0.8	F8CV	05.05 - 02.10	796	B	37 kW	240	2
SPIN 1.2	A 12 XER	06.12	1229	B	63 kW	242	15
SPIN 1.2	LDC	06.12	1229	B	63 kW	242	16
SPIN 1.3 D	Z 13 DTJ	01.12	1248	D	55 kW	240	6
SPIN 1.8 Econoflex (75)	LI3(110CUL4)	01.17	1796	B/E	82 kW	247	52
SPIN 1.8 Econoflex (75)	LMD(110CUL4)	07.12 - 12.16	1796	B/E	79 kW	247	52
SPIN 1.8 Econoflex (75)	N18XFH	07.12 - 12.16	1796	B/E	79 kW	247	52
SPIN 1.8 Econoflex (75)	N18XFH	01.17	1796	B/E	82 kW	247	52
SPIN 1.8	N18XFH	07.12	1796	B	77 kW	247	52
TAVERA 2.2 (TBR30)	C 22 NE	03.01 - 03.07	2198	B	84 kW	251	79
TIGRA 1.6 16V	C 16 SE	08.97 - 12.99	1598	B	74 kW	244	34
TIGRA 1.6 16V	X 16 XE	08.97 - 12.99	1598	B	74 kW	246	42
TIGRA 1.6	L91	09.98 - 09.01	1598	B	73 kW	245	38
TORNADO Standard Cab Pickup 1.8	LJ1	09.10	1796	B	78 kW	247	52
TORNADO Standard Cab Pickup 1.8	N18XFH	09.03 - 12.10	1796	B	82 kW	247	52
TRACKER 2.0 4WD	L34(122CUL4)	09.98 - 12.03	1998	B	95 kW	251	78
TRACKER 2.0 4WD	L34	09.98 - 12.03	1995	B	95 kW	248	62
TRACKER 2.0 AWD	L34(122CUL4)	10.99 - 07.04	1998	B	97 kW	251	78
TRACKER 2.0 AWD	L34(122CUL4)	08.05 - 10.08	1998	B	94 kW	251	78
TRACKER 2.0 AWD	L34	10.99 - 07.04	1995	B	97 kW	248	62
TRACKER 2.0 AWD	L34	08.05 - 10.08	1995	B	94 kW	248	62
TRACKER 2.0 HDI 4x4	RHW	05.02 - 07.05	1997	D	80 kW	249	69
TRACKER 2.0 TDCi AWD	RFM	01.01 - 12.04	1998	D	63 kW	251	80
TRACKER 2.0 TDi 4x4 (CJ)	RHZ	01.02 - 12.04	1997	D	79 kW	250	70
TRACKER 2.0	L34(122CUL4)	05.98 - 07.04	1998	B	97 kW	251	78
TRACKER 2.0	L34(122CUL4)	09.98 - 10.08	1998	B	95 kW	251	78
TRACKER 2.0	L34	05.98 - 07.04	1995	B	97 kW	248	62
TRACKER 2.0	L34	09.98 - 10.08	1995	B	95 kW	248	62
TRAILBLAZER (31UX) 2.5 D 4WD	XLD25	08.16	2499	D	132 kW	253	96
TRAILBLAZER (31UX) 2.5 D	LVN	08.12	2499	D	110 kW	253	96
TRAILBLAZER (31UX) 2.5 D	XLD25	08.16	2499	D	120 kW	253	96
TRAILBLAZER (31UX) 2.5 D	XLD25	08.16	2499	D	132 kW	253	96
TRAILBLAZER (31UX) 2.8 CRDI 4WD	LWH	08.12	2776	D	132 kW	253	98
TRAILBLAZER (31UX) 2.8 CRDI 4WD	LWN	07.14	2776	D	147 kW	253	98
TRAILBLAZER (31UX) 2.8 CRDI 4WD	LWN	01.13	2776	D	128 kW	253	98
TRAILBLAZER (31UX) 2.8 CRDI 4WD	LWN	07.14	2776	D	144 kW	253	98
TRAILBLAZER (31UX) 2.8 CRDI 4WD	XLD28	07.14	2776	D	147 kW	253	98
TRAILBLAZER (31UX) 2.8 CRDI	LWH	08.12	2776	D	132 kW	253	98
TRAILBLAZER (31UX) 2.8 CRDI	LWN	07.14	2776	D	144 kW	253	98
TRAILBLAZER (31UX) 2.8 CRDI	VM	08.12	2776	D	132 kW	253	98
TRAILBLAZER (31UX) 2.8 CRDI	XLD28	11.15	2776	D	147 kW	253	98
TRAX 1.4 AWD	A 14 NET	12.12	1364	B	103 kW	241	10
TRAX 1.4 AWD	LUJ	12.12	1364	B	103 kW	241	12
TRAX 1.4 LPG	A 14 NET	04.13	1364	B/G	103 kW	241	10
TRAX 1.4 LPG	B 14 NET	04.13	1364	B/G	103 kW	241	11
TRAX 1.4 LPG	LUJ	04.13	1364	B/G	103 kW	241	12
TRAX 1.4	A 14 NET	12.12	1364	B	103 kW	241	10
TRAX 1.4	LUJ	12.12	1364	B	103 kW	241	12
TRAX 1.7 TD AWD	LUD	12.12	1686	D	96 kW	245	40
TRAX 1.7 TD	LUD	12.12	1686	D	96 kW	245	40
TROOPER 3.2 4x4	6VD1 (DOHC)	03.93 - 12.02	3165	B	143 kW	253	97




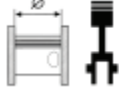




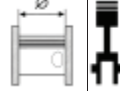



							
TROOPER 3.2 4x4	6VD1 (DOHC)	03.98 - 12.02	3165	B	149 kW	253	97
VECTRA Schrägheck 2.0 GT Flex (48)	LMC(122CUL4)	09.07 - 02.09	1998	B/E	94 kW	251	79
VECTRA Schrägheck 2.0 GT-X Flex (48)	LMC(122CUL4)	03.09 - 06.11	1998	B/E	103 kW	251	79
VECTRA Schrägheck 2.0	C 20 SEL	07.08 - 02.12	1998	B	101 kW	250	74
VECTRA Schrägheck 2.0	X 20 XE	01.07 - 06.10	1998	B	89 kW	251	83
VECTRA 1.6	16 LZ2	09.96 - 12.05	1598	B	55 kW	244	31
VECTRA 2.0 (19)	C 20 NE	10.93 - 04.96	1998	B	85 kW	250	72
VECTRA 2.0 (19)	LE4(122CUL4)	10.93 - 04.96	1998	B	85 kW	251	79
VECTRA 2.0 16V	X 20 SED	07.08	1998	B	98 kW	251	82
VECTRA 2.0 DTI	X 20 DTH	02.98 - 06.03	1995	D	74 kW	249	64
VECTRA 2.0 Elegance Flex (69)	LMC(122CUL4)	03.09 - 06.11	1998	B/E	103 kW	251	79
VECTRA 2.0 Elegance Flex (69)	X 20 XE	03.09 - 06.11	1998	B/E	103 kW	251	83
VECTRA 2.0 Flex (69)	LMC(122CUL4)	10.05 - 02.09	1998	B/E	94 kW	251	79
VECTRA 2.0 Flex (69)	X 20 XE	10.05 - 02.09	1998	B/E	94 kW	251	83
VECTRA 2.0 GSi (19)	C 20 XE	10.93 - 03.96	1998	B	110 kW	250	75
VECTRA 2.0	20 NEJ	03.96 - 12.05	1998	B	81 kW	250	71
VECTRA 2.0	C 20 NE	03.96 - 12.05	1998	B	81 kW	250	72
VECTRA 2.0	C 20 SEL	03.96 - 04.98	1998	B	100 kW	250	74
VECTRA 2.0	C 20 SEL	07.08 - 02.12	1998	B	101 kW	250	74
VECTRA 2.0	L34(122CUL4)	03.96 - 04.98	1998	B	100 kW	251	78
VECTRA 2.0	LE4(122CUL4)	03.96 - 12.05	1998	B	81 kW	251	79
VECTRA 2.0	LE4(122CUL4)	11.05 - 06.10	1998	B	89 kW	251	79
VECTRA 2.0	X 20 XE	11.05 - 06.10	1998	B	89 kW	251	83
VECTRA 2.2 Elegance	C 22 SEL	12.97 - 06.05	2198	B	101 kW	250	74
VECTRA 2.2 Elegance	LA9	12.97 - 06.05	2198	B	101 kW	251	77
VECTRA 2.2	C 22 NE	05.98 - 07.04	2198	B	91 kW	251	79
VECTRA 2.2	C 22 SEL	10.96 - 11.06	2198	B	102 kW	250	74
VECTRA 2.2	L06	05.98 - 07.04	2198	B	91 kW	251	79
VECTRA 2.2	LA9	10.96 - 11.06	2198	B	102 kW	251	77
VECTRA 2.2	Z 22 SE	04.02 - 04.04	2198	B	108 kW	252	85
VECTRA 2.2	Z 22 YH	01.05 - 07.06	2198	B	114 kW	252	85
VECTRA 2.4 Flex	LMB(147CUL4)	10.05 - 02.09	2405	B/E	110 kW	252	89
VECTRA 2.4 Flex	X 24 XF	10.05 - 02.09	2405	B/E	110 kW	252	88
VECTRA 3.2	LA3	09.01 - 07.04	3175	B	155 kW	252	89
VECTRA 3.2	Z 32 SE	09.01 - 07.04	3175	B	155 kW	253	92
VIVANT 1.6	A16DMS	08.01	1598	B	78 kW	244	32
VIVANT 1.6	A16DMS	01.05 - 03.09	1598	B	77 kW	244	32
VIVANT 1.6	L44(96CUL4)	08.01	1598	B	78 kW	245	37
VIVANT 1.6	L44(96CUL4)	01.05 - 03.09	1598	B	77 kW	245	37
VIVANT 2.0 CX	L88	01.05 - 03.09	1998	B	89 kW	250	76
VIVANT 2.0 CX	L88	05.06 - 02.09	1998	B	93 kW	250	76
VIVANT 2.0 CX	T20SED	01.05 - 03.09	1998	B	89 kW	251	81
VIVANT 2.0	X 20 SED	08.00 - 12.04	1998	B	89 kW	251	82
VIVA 1.8	Z 18 XE	09.03 - 03.08	1796	B	92 kW	247	53
VIVA 1.8	Z 18 XE	09.03 - 03.08	1796	B	90 kW	247	53
ZAFIRA (F75) 1.8	C 18 YE	02.99 - 07.01	1796	B	81 kW	249	68
ZAFIRA (F75) 1.8	Z 18 XE	07.00 - 06.05	1796	B	92 kW	247	53
ZAFIRA (F75) 2.0 Flex	LMC(122CUL4)	02.09 - 03.12	1998	B/E	103 kW	251	79
ZAFIRA (F75) 2.0 Flexpower	X 20 XE	03.04 - 12.08	1998	B/E	93 kW	251	83
ZAFIRA (F75) 2.0	C 20 NE	04.01 - 08.10	1998	B	85 kW	250	72
ZAFIRA (F75) 2.0	C 20 SEL	04.01 - 07.12	1998	B	100 kW	250	74
ZAFIRA (F75) 2.0	L34(122CUL4)	04.01 - 07.12	1998	B	100 kW	251	78
ZAFIRA (F75) 2.0	LE4(122CUL4)	04.01 - 08.10	1998	B	85 kW	251	79
ZAFIRA (F75) 2.0	X 20 XE	08.04 - 12.12	1998	B	89 kW	251	83
ZAFIRA (F75) 2.2	C22NEJ	04.01 - 07.04	2198	B	91 kW	251	79
ZAFIRA (F75) 2.2	Z 22 SE	09.01 - 12.05	2198	B	110 kW	252	85
ZAFIRA (F75) 2.2	Z 22 SE	09.01 - 12.05	2198	B	108 kW	252	85
ZAFIRA (F75) 2.2	Z 22 YH	09.05 - 01.09	2198	B	110 kW	252	85
ZAFIRA 2.0 Flex	X 20 XE	08.05 - 01.09	1998	B/E	94 kW	251	83
ZAFIRA 2.0	X 20 XE	08.05 - 01.09	1998	B	94 kW	251	83
ZAFIRA 2.2	Z 22 YH	07.05	2198	B	110 kW	252	85

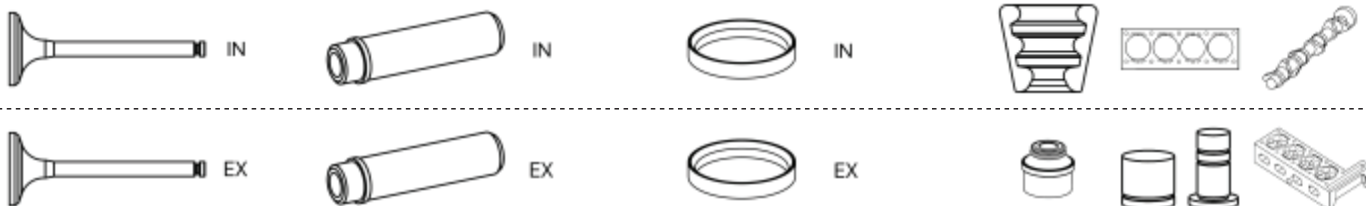


ENGINE			ccm	kW			1 POS	ENGINE			ccm	kW			1 POS
16 LZ2	79,000	4	1598	55 kW	B	244	31	L11(62CUL4)	71,100	4	999	44 kW	B	241	8
16S	80,000	4	1598	53 - 55 kW	B	246	47	L13(82CUL4)	76,500	4	1349	55 kW	B	242	18
20 E	95,000	4	1979	73 - 85 kW	B	254	99	L14(85CUL4)	77,900	4	1399	69 - 70 kW	B	244	28
20 NEJ	86,000	4	1998	81 kW	B	250	71	L34(122CUL4)	86,000	4	1998	89 - 100 kW	B	251	78
2H6(85CUL4)	77,600	4	1389	44 - 66 kW	B	243	23	L34	84,000	4	1995	89 - 97 kW	B	248	62
2H6	77,600	4	1389	44 - 66 kW	B	243	23	L44(96CUL4)	79,000	4	1598	66 - 81 kW	B	245	37
2H8	79,000	4	1686	55 - 55 kW	D	245	39	L78(122CUL4)	86,000	4	1998	95 - 96 kW	B	251	79
4.236 V	98,430	4	3866	57 kW	D	254	100	L79(110CUL4)	80,500	4	1796	90 kW	B	247	50
6VD1 (DOHC)	93,400	6	3165	130 - 151 kW	B	253	97	L84(110CUL4)	81,600	4	1799	90 kW	B	247	56
A 12 XEL	73,400	4	1229	51 kW	B	242	14	L88	86,000	4	1998	89 - 98 kW	B	250	76
A 12 XER	73,400	4	1229	63 kW	B	242	15	L91(98CUL4)	79,000	4	1598	73 - 80 kW	B	245	39
A 13 DTC	69,600	4	1248	55 kW	D	240	3	L91	79,000	4	1598	73 - 80 kW	B	245	38
A 13 DTE	69,600	4	1248	70 kW	D	240	3	L95	77,900	4	1399	69 kW	B	244	29
A 13 DTR	69,600	4	1248	70 kW	D	240	3	LA3	87,500	6	3175	155 kW	B	252	89
A 13 SM	76,500	4	1349	55 kW	B	242	18	LA9	86,000	4	2198	101 - 106 kW	B	251	77
A 14 NET	72,500	4	1364	103 kW	B	241	10	LC5(110CUL4)	84,800	4	1796	75 - 81 kW	B	249	68
A 14 XER	73,400	4	1398	74 kW	B	242	15	LD1	84,000	4	1995	74 kW	D	248	63
A 17 DTE	79,000	4	1686	81 kW	D	245	39	LD9(145CUL4)	90,000	4	2392	104 - 112 kW	B	253	94
A 17 DTS	79,000	4	1686	96 kW	D	245	39	LD9(146CUL4)	87,500	4	2405	100 - 105 kW	B	252	87
A14N	77,600	4	1389	48 - 48 kW	B	243	23	LDA	80,500	4	1796	66 - 90 kW	B	247	51
A15SMS	76,500	4	1498	63 - 64 kW	B	242	19	LDC	73,400	4	1229	63 - 65 kW	B	242	16
A16DMS	79,000	4	1598	66 - 79 kW	B	244	32	LDD	73,400	4	1398	74 kW	B	242	16
B 14 NET	72,500	4	1364	103 kW	B	241	11	LDV	69,600	4	1248	55 - 57 kW	D	240	4
B 16 NE	79,000	4	1598	68 kW	B	244	33	LE4(122CUL4)	86,000	4	1998	81 - 90 kW	B	251	79
B 22 NZ	86,000	4	2198	78 - 83 kW	B	251	79	LE6	87,500	4	2405	108 kW	B	252	89
B12S1	68,500	4	1150	53 - 56 kW	B	240	2	LER	86,000	4	1998	147 kW	B	251	78
C 10 E	71,100	4	999	44 kW	B	241	8	LG1(147CUL4)	87,500	4	2405	94 kW	B	252	88
C 10 NE	71,000	4	999	37 - 47 kW	B	240	1	LI3(110CUL4)	80,500	4	1796	78 - 82 kW	B	247	52
C 14 NZ	77,600	4	1389	44 - 66 kW	B	242	20	LJ1(110CUL4)	80,500	4	1796	75 - 83 kW	B	247	52
C 14 SEL	77,600	4	1389	63 kW	B	243	22	LJ1	80,500	4	1796	75 - 83 kW	B	247	52
C 14 SE	77,600	4	1389	63 kW	B	243	21	LK6(153CUL4)	90,740	4	2509	70 - 74 kW	D	253	95
C 16 NE	79,000	4	1598	68 kW	B	244	33	LKF(85CUL4)	77,600	4	1389	71 - 79 kW	B	243	23
C 16 SEI	79,000	4	1598	72 - 75 kW	B	245	35	LKF	77,600	4	1389	71 - 77 kW	B	243	23
C 16 SE	79,000	4	1598	74 kW	B	244	34	LKH	92,000	4	2499	120 - 120 kW	D	253	96
C 16 XE	79,000	4	1598	80 kW	B	245	36	LKJ(85CUL4)	77,600	4	1389	75 - 78 kW	B	243	23
C 18 NE1	84,800	4	1796	80 - 81 kW	B	249	68	LKL(61CUL4)	71,100	4	999	57 - 59 kW	B	241	9
C 18 NE	84,800	4	1796	75 - 81 kW	B	249	66	LKR	79,000	4	1686	81 kW	D	245	39
C 18 SEL	84,800	4	1796	90 kW	B	249	67	LM6	87,500	4	2405	94 - 108 kW	B	252	88
C 18 YE	84,800	4	1796	81 - 82 kW	B	249	68	LMB(147CUL4)	87,500	4	2405	110 kW	B	252	89
C 20 NE	86,000	4	1998	80 - 96 kW	B	250	72	LMC(122CUL4)	86,000	4	1998	93 - 103 kW	B	251	79
C 20 SED	86,000	4	1998	94 kW	B	250	73	LMD(110CUL4)	80,500	4	1796	79 - 84 kW	B	247	52
C 20 SEJ	86,000	4	1998	82 kW	B	251	79	LMD	80,500	4	1796	84 kW	B	247	52
C 20 SEL	86,000	4	1998	100 - 101 kW	B	250	74	LN2(134CUL4)	86,000	4	2198	83 kW	B	251	79
C 20 XE	86,000	4	1998	89 - 110 kW	B	250	75	LNL(61CUL4)	71,100	4	999	52 - 58 kW	B	241	9
C 22 NE	86,000	4	2198	81 - 91 kW	B	251	79	LP8(147CUL4)	87,500	4	2405	104 - 110 kW	B	252	88
C 22 SEL	86,000	4	2198	101 - 106 kW	B	250	74	LP8	87,500	4	2405	104 - 110 kW	B	252	88
C 24 SE	87,500	4	2405	94 kW	B	252	88	LQ5(85CUL4)	77,600	4	1389	44 - 63 kW	B	243	23
C14E	77,600	4	1389	62 - 68 kW	B	243	23	LR1	87,000	4	1949	61 kW	B	252	86
C18XE	80,500	4	1796	78 - 82 kW	B	247	51	LR2	89,000	6	2838	82 - 93 kW	B	253	93
C22NEJ	86,000	4	2198	91 - 91 kW	B	251	79	LSF	69,600	4	1248	70 kW	D	240	5
C22SE	86,000	4	2198	100 - 100 kW	B	251	79	LT0(122CUL4)	86,000	4	1998	85 kW	B	251	79
F14D3	77,900	4	1399	69 - 70 kW	B	243	25	LUD	79,000	4	1686	96 kW	D	245	40
F14D4	77,900	4	1399	74 - 76 kW	B	243	26	LUJ	72,500	4	1364	103 kW	B	241	12
F14S3	77,900	4	1399	61 kW	B	243	27	LUK	88,000	4	2384	136 - 147 kW	B	253	91
F15S3	76,500	4	1498	62 - 64 kW	B	242	18	LV8(91CUL4)	76,500	4	1498	62 - 64 kW	B	242	18
F16D3	79,000	4	1598	74 - 80 kW	B	245	41	LVN	92,000	4	2499	110 kW	D	253	96
F18D2	80,500	4	1796	66 - 67 kW	B	246	48	LWD	73,400	4	1229	51 kW	B	242	16
F18D3	80,500	4	1796	89 kW	B	247	49	LWH	94,000	4	2776	128 - 144 kW	D	253	98
F8CV	68,500	3	796	38 kW	B	240	2	LWN	94,000	4	2776	128 - 149 kW	D	253	98
F8C	68,500	3	797	27 kW	B	240	2	LX5(85CUL4)	77,900	4	1399	61 kW	B	244	30
GM14SPE4	77,600	4	1389	72 - 73 kW	B	243	23	LX6	76,500	4	1498	62 - 64 kW	B	242	19
L06	86,000	4	2198	81 - 91 kW	B	251	79	LXT	79,000	4	1598	74 - 81 kW	B	245	41



# CHEVROLET

			ccm	kW			1 POS				ccm	kW			1 POS
N 10 YFH	71,100	4	999	56 - 58 kW	B	241	9	X 22 XE	86,000	4	2198	94 - 104 kW	B	250	74
N 14 YFH	77,600	4	1389	57 - 78 kW	B	243	23	X 24 XF	87,500	4	2405	104 - 110 kW	B	252	88
N 14 YF	77,600	4	1389	69 - 78 kW	B	243	23	X10EN	71,000	4	996	47 - 47 kW	B	241	7
N 20 XF	86,000	4	1998	103 kW	B	251	79	XLD25	92,000	4	2499	110 - 132 kW	D	253	96
N 24 XF	87,500	4	2405	108 kW	B	252	89	XLD28	94,000	4	2776	132 - 147 kW	D	253	98
N18XFH	80,500	4	1796	77 - 82 kW	B	247	52	XLDE28	94,000	4	2776	144 - 147 kW	D	253	98
RFM	86,000	4	1998	63 - 65 kW	D	251	80	Y 17 DTL	79,000	4	1686	44 - 48 kW	D	246	44
RHW	85,000	4	1997	80 kW	D	249	69	Y 17 DT	79,000	4	1686	55 kW	D	246	44
RHZ	85,000	4	1997	79 - 80 kW	D	250	70	Y 20 DTH	84,000	4	1995	74 kW	D	249	65
T18SED	81,600	4	1799	85 - 90 kW	B	248	57	Z 12 XE	72,500	4	1199	57 - 63 kW	B	241	13
T20SED	86,000	4	1998	89 - 98 kW	B	251	81	Z 13 DTJ	69,600	4	1248	55 kW	D	240	6
VM	94,000	4	2776	132 kW	D	253	98	Z 13 DT	69,600	4	1248	55 kW	D	240	6
X 10 E	71,000	4	999	44 kW	B	241	7	Z 14 XEP	73,400	4	1364	66 kW	B	242	17
X 10 YFH	71,100	4	999	52 - 58 kW	B	241	9	Z 14 XE	77,600	4	1389	66 kW	B	243	24
X 14 XE	77,600	4	1389	68 kW	B	243	24	Z 16 SE	79,000	4	1598	62 - 67 kW	B	246	45
X 14 YEH	77,600	4	1389	68 - 77 kW	B	243	23	Z 16 XE	79,000	4	1598	74 kW	B	246	46
X 14 YFH	77,600	4	1389	68 - 77 kW	B	243	23	Z 18 XEL	80,500	4	1796	81 kW	B	247	54
X 14 YFL	77,600	4	1389	63 - 75 kW	B	243	23	Z 18 XER	80,500	4	1796	103 kW	B	247	55
X 14 YF	77,600	4	1389	69 - 75 kW	B	243	23	Z 18 XE	80,500	4	1796	90 - 92 kW	B	247	53
X 16 XE	79,000	4	1598	74 - 80 kW	B	246	42	Z 20 DMH	83,000	4	1991	92 - 110 kW	D	248	60
X 17 DT	79,000	4	1686	51 kW	D	246	43	Z 20 DM	83,000	4	1991	89 kW	D	248	59
X 18 XE1	80,500	4	1796	90 kW	B	247	54	Z 20 LEH	86,000	4	1998	177 kW	B	252	84
X 18 XE	81,600	4	1799	82 - 85 kW	B	248	58	Z 20 LER	86,000	4	1998	147 kW	B	252	84
X 18 XF	80,500	4	1796	77 - 84 kW	B	247	52	Z 20 S1	83,000	4	1991	92 - 110 kW	D	248	61
X 20 DTH	84,000	4	1995	74 kW	D	249	64	Z 20 S	83,000	4	1991	89 - 110 kW	D	248	61
X 20 DTL	84,000	4	1995	61 kW	D	249	65	Z 22 SE	86,000	4	2198	108 - 110 kW	B	252	85
X 20 SED	86,000	4	1998	89 - 98 kW	B	251	82	Z 22 YH	86,000	4	2198	110 - 114 kW	B	252	85
X 20 SE	86,000	4	1998	85 kW	B	250	72	Z 24 SED	87,500	4	2405	100 - 103 kW	B	252	90
X 20 XEV	86,000	4	1998	94 kW	B	250	74	Z 32 SE	88,500	6	3175	155 kW	B	253	92
X 20 XE	86,000	4	1998	89 - 103 kW	B	251	83	Z24XE	87,500	4	2405	110 - 110 kW	B	252	89



**71,000 mm**

**1**

C 10 NE ,

**913501-8**

Ø 7,00

**68,500 mm**

**2**

B12S1 , F8CV , F8C ,

**851407-4**

**881401-4**

35,70 x 5,50 x 110,50 x 45°

11,05 x 5,50 x 43,00 | IN | EX

**861408-4**

31,80 x 5,50 x 110,20 x 45°

**69,600 mm**

**3**

A 13 DTC , A 13 DTE , A 13 DTR ,

**852011-4**

**882078-4**

**M-6**

21,90 x 6,00 x 109,20 x 45°

10,035 x 6,00 x 43,00 | IN | EX

**882102-4**

13,57 x 8,00 x 67,90 | IN | EX

**862096-4**

22,50 x 6,00 x 109,20 x 45°

**69,600 mm**

**4**

LDV ,

**852011-4**

**882078-4**

21,90 x 6,00 x 109,20 x 45°

10,035 x 6,00 x 43,00 | IN | EX

**882102-4**

13,57 x 8,00 x 67,90 | IN | EX

**69,600 mm**

**5**

LSF ,

**852011-4**

**882078-4**

21,90 x 6,00 x 109,20 x 45°

10,035 x 6,00 x 43,00 | IN | EX

**882102-4**

13,57 x 8,00 x 67,90 | IN | EX

**973506-8**

Hydro

**69,600 mm**

**6**

Z 13 DTJ , Z 13 DT ,

**852011-4**

**882078-4**

**M-6**

21,90 x 6,00 x 109,20 x 45°

10,035 x 6,00 x 43,00 | IN | EX

**882102-4**

13,57 x 8,00 x 67,90 | IN | EX

**862012-4**

21,90 x 6,00 x 109,20 x 45°





# CHEVROLET



**71,000 mm**

**7**

X 10 E , X10EN ,

913501-8

Ø 7,00

**71,100 mm**

**8**

C 10 E , L11(62CUL4) ,

913501-8

Ø 7,00

**71,100 mm**

**9**

LKL(61CUL4) , LNL(61CUL4) , N 10 YFH , X 10 YFH ,

915097-8

Ø 6,00

**72,500 mm**

**10**

A 14 NET ,

853504-4

28,00 x 5,00 x 93,85 x 45°

M-5

863505-4

25,00 x 5,00 x 93,85 x 45°

**72,500 mm**

**11**

B 14 NET ,

853504-4

28,00 x 5,00 x 93,85 x 45°

863505-4

25,00 x 5,00 x 93,85 x 45°

**72,500 mm**

**12**

LUJ ,

853504-4

28,00 x 5,00 x 93,85 x 45°

862164-4

24,60 x 6,00 x 96,90 x 45°

863505-4

25,00 x 5,00 x 93,85 x 45°

**72,500 mm**

**13**

Z 12 XE ,

853504-4

28,00 x 5,00 x 93,85 x 45°

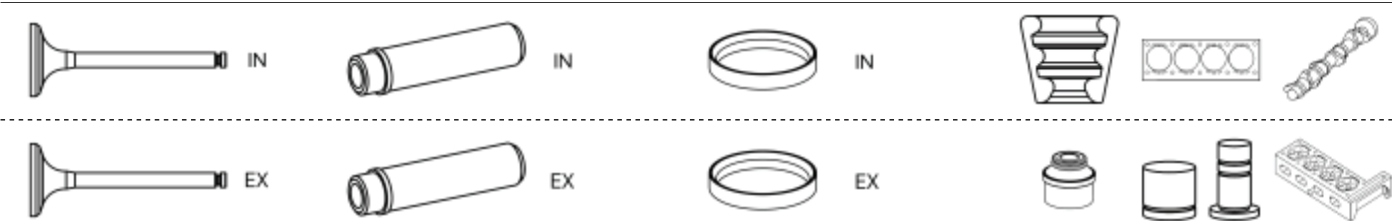
M-5

863505-4

25,00 x 5,00 x 93,85 x 45°

973506-8

Hydro



**73,400 mm** **14**

A 12 XEL ,  
**853504-4**  
 28,00 x 5,00 x 93,85 x 45°  
**863505-4**  
 25,00 x 5,00 x 93,85 x 45°

**73,400 mm** **15**

A 12 XER , A 14 XER ,  
**853504-4** **M-5**  
 28,00 x 5,00 x 93,85 x 45°  
**863505-4** **973506-8**  
 25,00 x 5,00 x 93,85 x 45° Hydro

**73,400 mm** **16**

LDC , LDD , LWD ,  
**973506-8**  
Hydro

**73,400 mm** **17**

Z 14 XEP ,  
**853504-4** **M-5**  
 28,00 x 5,00 x 93,85 x 45°  
**863505-4**  
 25,00 x 5,00 x 93,85 x 45°

**76,500 mm** **18**

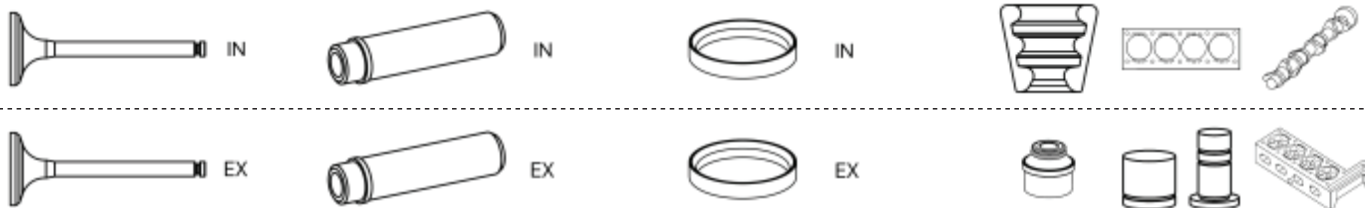
A 13 SM , F15S3 , L13(82CUL4) , LV8(91CUL4) ,  
**913501-8**  
Ø 7,00

**76,500 mm** **19**

A15SMS , LX6 ,  
**913501-8** **973501-8**  
Ø 7,00 Hydro

**77,600 mm** **20**

C 14 NZ ,  
**883560-4** **K-7** **513503-1**  
 11,03 x 7,00 x 45,80 | IN | EX  
**863512-4** **913501-8** **973501-8**  
 29,00 x 7,00 x 105,00 x 45° Ø 7,00 Hydro



## 77,600 mm

**21**

C 14 SE ,

**853565-4****883560-4**

38,00 x 7,00 x 104,60 x 45°

11,03 x 7,00 x 45,80 | IN | EX

**863566-4**

31,10 x 7,00 x 104,80 x 45°

**913501-8****973501-8**

Ø 7,00

Hydro

## 77,600 mm

**22**

C 14 SEL ,

**853561-4****883560-4**

31,00 x 6,00 x 103,07 x 45°

11,03 x 7,00 x 45,80 | IN | EX

**863562-4**

27,50 x 6,00 x 102,07 x 45°

**915097-8**

Ø 6,00

## 77,600 mm

**23**

2H6(85CUL4) , 2H6 , A14N , C14E , GM14SPE4 , LKF(85CUL4) , LKF , LKJ(85CUL4) , LQ5(85CUL4) , N 14 YFH , N 14 YF , X 14 YEH , X 14 YFH , X 14 YFL , X 14 YF ,

**913501-8**

Ø 7,00

## 77,600 mm

**24**

X 14 XE , Z 14 XE ,

**853561-4****883558-4**

31,00 x 6,00 x 103,07 x 45°

10,04 x 6,00 x 45,00 | IN | EX

**863562-4**

27,50 x 6,00 x 102,07 x 45°

**915097-8**

Ø 6,00

**973502-8**

Hydro

## 77,900 mm

**25**

F14D3 ,

**851405-4****883581-4**

28,50 x 6,00 x 101,60 x 45°

11,05 x 6,00 x 40,00 | IN | EX

**861406-4**

27,30 x 6,00 x 101,25 x 45°

**913582-8**

Ø 6,00

**973502-8**

Hydro

## 77,900 mm

**26**

F14D4 ,

**973502-8**

Hydro

## 77,900 mm

**27**

F14S3 ,

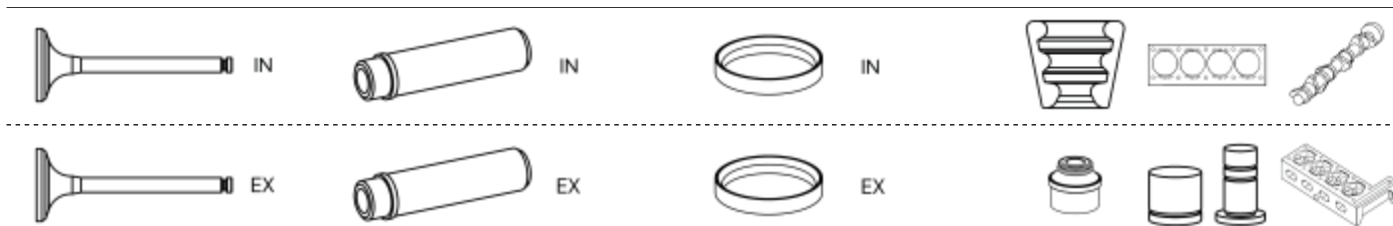
**851401-4****883581-4**

38,00 x 6,00 x 104,00 x 45°

11,05 x 6,00 x 40,00 | IN | EX

**903501-1****861402-4**

31,00 x 6,00 x 104,00 x 45°



**77,900 mm** **28**  
 L14(85CUL4) ,

**913582-8** **973502-8**  
 Ø 6,00 Hydro

**77,900 mm** **29**  
 L95 ,

**913582-8**  
 Ø 6,00

**77,900 mm** **30**  
 LX5(85CUL4) ,

**903501-1**

**973501-8**  
 Hydro

**79,000 mm** **31**  
 16 LZ2 ,

**853511-4** **883560-4** **K-7**

38,10 x 7,00 x 101,50 x 45° 11,03 x 7,00 x 45,80 | IN | EX

**863514-4** **913501-8** **973501-8**  
 31,00 x 7,00 x 101,50 x 45° Ø 7,00 Hydro

**79,000 mm** **32**  
 A16DMS ,

**853581-4** **883581-4**

30,40 x 6,00 x 102,50 x 45° 11,05 x 6,00 x 40,00 | IN | EX

**863582-4** **913582-8** **973502-8**  
 26,10 x 6,00 x 102,10 x 45° Ø 6,00 Hydro

**79,000 mm** **33**  
 B 16 NE , C 16 NE ,

**913501-8**  
 Ø 7,00

**79,000 mm** **34**  
 C 16 SE ,

**853511-4** **883560-4** **K-7** **903501-1**

38,10 x 7,00 x 101,50 x 45° 11,03 x 7,00 x 45,80 | IN | EX

**863514-4** **913501-8**  
 31,00 x 7,00 x 101,50 x 45° Ø 7,00



# CHEVROLET



**79,000 mm**

**35**

C 16 SEI ,

903501-1

913501-8

Ø 7,00

**79,000 mm**

**36**

C 16 XE ,

853561-4

883558-4

31,00 x 6,00 x 103,07 x 45°

10,04 x 6,00 x 45,00 | IN | EX

863512-4

29,00 x 7,00 x 105,00 x 45°

915097-8

Ø 6,00

863562-4

27,50 x 6,00 x 102,07 x 45°

**79,000 mm**

**37**

L44(96CUL4) ,

913582-8

Ø 6,00

**79,000 mm**

**38**

L91 ,

913582-8

Ø 6,00

973502-8

Hydro

915097-8

Ø 6,00

**79,000 mm**

**39**

2H8 , A 17 DTE , A 17 DTS , L91(98CUL4) , LKR ,

915097-8

Ø 6,00

**79,000 mm**

**40**

LUD ,

512109-1

915097-8

Ø 6,00

**79,000 mm**

**41**

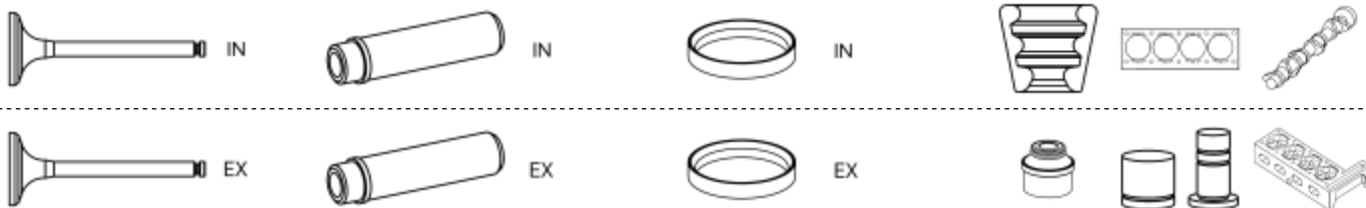
F16D3 , LXT ,

913582-8

Ø 6,00

973502-8

Hydro



## 79,000 mm

42

X 16 XE,

**853561-4**

31,00 x 6,00 x 103,07 x 45°

**883558-4**

10,04 x 6,00 x 45,00 | IN | EX

**863562-4**

27,50 x 6,00 x 102,07 x 45°

**915097-8**

Ø 6,00

**973502-8**

Hydro

## 79,000 mm

43

X 17 DT,

**863572-4**

30,70 x 7,00 x 104,05 x 45°

## 79,000 mm

44

Y 17 DTL, Y 17 DT,

**853545-4**

27,60 x 6,00 x 98,50 x 45°

**863546-4**

26,60 x 6,00 x 98,25 x 45°

**915097-8**

Ø 6,00

## 79,000 mm

45

Z 16 SE,

**853511-4**

38,10 x 7,00 x 101,50 x 45°

**883560-4**

11,03 x 7,00 x 45,80 | IN | EX

**K-7**

**863514-4**

31,00 x 7,00 x 101,50 x 45°

**913501-8**

Ø 7,00

**973501-8**

Hydro

**863516-4**

31,00 x 7,00 x 101,00 x 45°

## 79,000 mm

46

Z 16 XE,

**853561-4**

31,00 x 6,00 x 103,07 x 45°

**883558-4**

10,04 x 6,00 x 45,00 | IN | EX

**M-6**

**883560-4**

11,03 x 7,00 x 45,80 | IN | EX

**M-5**

**863562-4**

27,50 x 6,00 x 102,07 x 45°

**915097-8**

Ø 6,00

**973502-8**

Hydro

## 80,000 mm

47

16S,

**513509-1**

**973501-8**

Hydro

## 80,500 mm

48

F18D2,

**883558-4**

10,04 x 6,00 x 45,00 | IN | EX



# CHEVROLET



**80,500 mm**

**49**

F18D3 ,

**883558-4**

10,04 x 6,00 x 45,00 | IN | EX

**915097-8**

Ø 6,00

**973502-8**

Hydro

**80,500 mm**

**50**

L79(110CUL4) ,

**883558-4**

10,04 x 6,00 x 45,00 | IN | EX

**915097-8**

Ø 6,00

**80,500 mm**

**51**

C18XE , LDA ,

**915097-8**

Ø 6,00

**80,500 mm**

**52**

LI3(110CUL4) , LJ1(110CUL4) , LJ1 , LMD(110CUL4) , LMD , N18XFH , X 18 XF ,

**913501-8**

Ø 7,00

**80,500 mm**

**53**

Z 18 XE ,

**853523-4**

31,20 x 5,00 x 102,00 x 45°

**M-5**

**863524-4**

27,55 x 5,00 x 100,85 x 45°

**973502-8**

Hydro

**80,500 mm**

**54**

X 18 XE1 , Z 18 XEL ,

**M-5**

**863524-4**

27,55 x 5,00 x 100,85 x 45°

**80,500 mm**

**55**

Z 18 XER ,

**M-5**

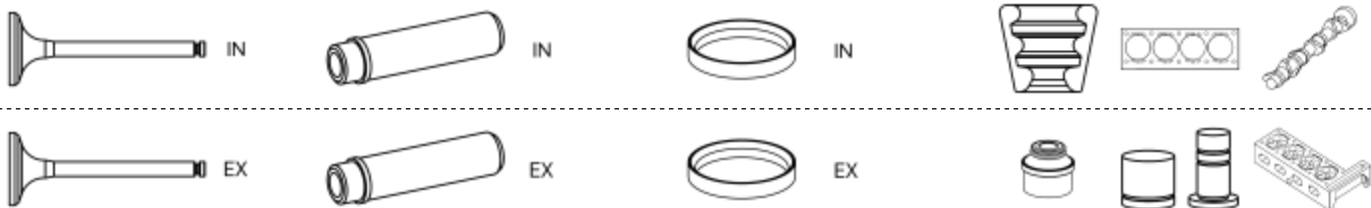
**81,600 mm**

**56**

L84(110CUL4) ,

**915097-8**

Ø 6,00



**81,600 mm**

**57**

T18SED ,

**883558-4**

10,04 x 6,00 x 45,00 | IN | EX

**915097-8**

Ø 6,00

**973502-8**

Hydro

**81,600 mm**

**58**

X 18 XE ,

**853563-4**

32,00 x 6,00 x 102,00 x 45°

**883558-4**

10,04 x 6,00 x 45,00 | IN | EX

**863564-4**

29,00 x 6,00 x 92,20 x 45°

**915097-8**

Ø 6,00

**973502-8**

Hydro

**83,000 mm**

**59**

Z 20 DM ,

**851403-4**

28,60 x 6,00 x 95,70 x 45°

**M-6**

**861404-4**

24,40 x 6,00 x 95,70 x 45°

**83,000 mm**

**60**

Z 20 DMH ,

**851403-4**

28,60 x 6,00 x 95,70 x 45°

**883558-4**

10,04 x 6,00 x 45,00 | IN | EX

**M-6**

**861404-4**

24,40 x 6,00 x 95,70 x 45°

**83,000 mm**

**61**

Z 20 S1 , Z 20 S ,

**883558-4**

10,04 x 6,00 x 45,00 | IN | EX

**84,000 mm**

**62**

L34 ,

**915097-8**

Ø 6,00

**973502-8**

Hydro

**84,000 mm**

**63**

LD1 ,

**915097-8**

Ø 6,00





# CHEVROLET



## 84,000 mm

64

X 20 DTH ,

**853577-4**

29,10 x 6,00 x 97,20 x 45°

**883558-4**

10,04 x 6,00 x 45,00 | IN | EX

**M-6**

**915097-8**

Ø 6,00

**973502-8**

Hydro

## 84,000 mm

65

X 20 DTL , Y 20 DTH ,

**853577-4**

29,10 x 6,00 x 97,20 x 45°

**883558-4**

10,04 x 6,00 x 45,00 | IN | EX

**M-6**

**863578-4**

26,10 x 6,00 x 97,20 x 45°

**915097-8**

Ø 6,00

**973502-8**

Hydro

## 84,800 mm

66

C 18 NE ,

**883560-4**

11,03 x 7,00 x 45,80 | IN | EX

**K-7**

**913501-8**

Ø 7,00

**973501-8**

Hydro

## 84,800 mm

67

C 18 SEL ,

**853563-4**

32,00 x 6,00 x 102,00 x 45°

**863564-4**

29,00 x 6,00 x 92,20 x 45°

**915097-8**

Ø 6,00

## 84,800 mm

68

C 18 NE1 , C 18 YE , LC5(110CUL4) ,

**913501-8**

Ø 7,00

## 85,000 mm

69

RHW ,

**853770-4**

29,90 x 6,00 x 106,00 x 45°

**853772-4**

30,00 x 6,00 x 105,00 x 45°

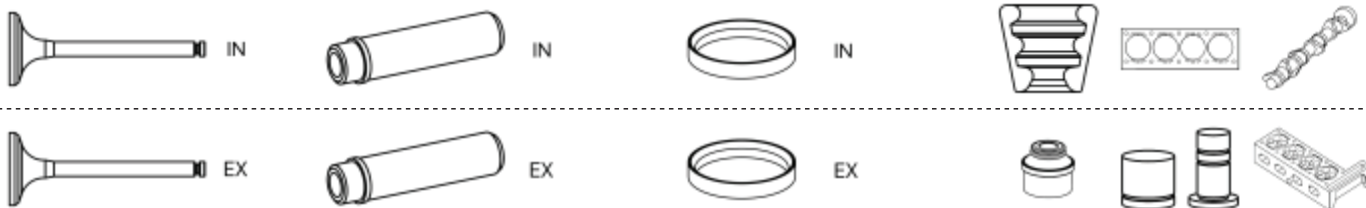
**863771-4**

25,00 x 6,00 x 106,25 x 45°

**863773-4**

25,10 x 6,00 x 105,10 x 45°

**M-6**



## 85,000 mm

70

RHZ ,

853768-4

883704-4

511105-1

35,60 x 6,00 x 107,10 x 45°

10,52 x 6,00 x 41,50 | IN | EX

863769-4

973506-8

33,90 x 6,00 x 107,00 x 45°

Hydro

## 86,000 mm

71

20 NEJ ,

853513-4

883560-4

K-7

41,90 x 7,00 x 104,00 x 45°

11,03 x 7,00 x 45,80 | IN | EX

913501-8

973501-8

Ø 7,00

Hydro

## 86,000 mm

72

C 20 NE , X 20 SE ,

883560-4

K-7

11,03 x 7,00 x 45,80 | IN | EX

913501-8

973501-8

Ø 7,00

Hydro

## 86,000 mm

73

C 20 SED ,

883558-4

10,04 x 6,00 x 45,00 | IN | EX

915097-8

Ø 6,00

## 86,000 mm

74

C 20 SEL , C 22 SEL , X 20 XEV , X 22 XE ,

853563-4

883558-4

32,00 x 6,00 x 102,00 x 45°

10,04 x 6,00 x 45,00 | IN | EX

863564-4

915097-8

973502-8

29,00 x 6,00 x 92,20 x 45°

Ø 6,00

Hydro

## 86,000 mm

75

C 20 XE ,

M-7

913501-8

973502-8

Ø 7,00

Hydro

## 86,000 mm

76

L88 ,

915097-8

973502-8

Ø 6,00

Hydro



**86,000 mm**

**77**

LA9 ,

**853563-4**

32,00 x 6,00 x 102,00 x 45°

**915097-8**

Ø 6,00

**86,000 mm**

**78**

L34(122CUL4) , LER ,

**915097-8**

Ø 6,00

**86,000 mm**

**79**

B 22 NZ , C 20 SEJ , C 22 NE , C22NEJ , C22SE , L06 , L78(122CUL4) , LE4(122CUL4) , LMC(122CUL4) , LN2(134CUL4) , LT0(122CUL4) , N 20 XF ,

**913501-8**

Ø 7,00

**86,000 mm**

**80**

RFM ,

**M-8**

**862160-4**

32,10 x 8,00 x 109,20 x 45°

**862182-4**

32,10 x 8,00 x 109,00 x 45°

**86,000 mm**

**81**

T20SED ,

**883558-4**

10,04 x 6,00 x 45,00 | IN | EX

**915097-8**

Ø 6,00

**973502-8**

Hydro

**86,000 mm**

**82**

X 20 SED ,

**853563-4**

32,00 x 6,00 x 102,00 x 45°

**883558-4**

10,04 x 6,00 x 45,00 | IN | EX

**883581-4**

11,05 x 6,00 x 40,00 | IN | EX

**863564-4**

29,00 x 6,00 x 92,20 x 45°

**915097-8**

Ø 6,00

**973502-8**

Hydro

**86,000 mm**

**83**

X 20 XE ,

**853563-4**

32,00 x 6,00 x 102,00 x 45°

**883558-4**

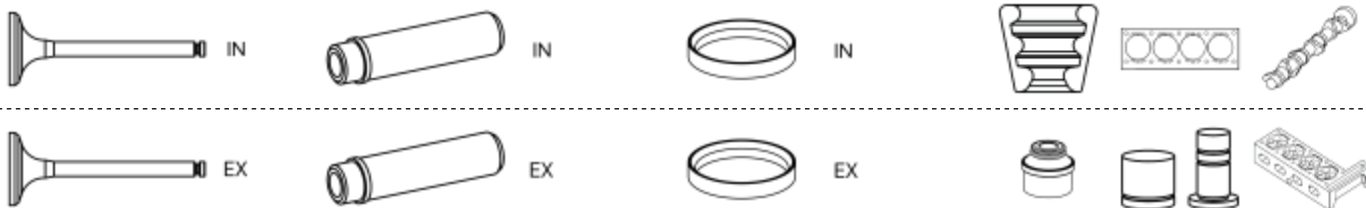
10,04 x 6,00 x 45,00 | IN | EX

**863564-4**

29,00 x 6,00 x 92,20 x 45°

**913501-8**

Ø 7,00



## 86,000 mm

84

Z 20 LEH , Z 20 LER ,

**853563-4**

32,00 x 6,00 x 102,00 x 45°

**883558-4**

10,04 x 6,00 x 45,00 | IN | EX

**863564-4**

29,00 x 6,00 x 92,20 x 45°

**915097-8**

Ø 6,00

## 86,000 mm

85

Z 22 SE , Z 22 YH ,

**853583-4**

35,25 x 6,00 x 102,20 x 45°

**883558-4**

10,04 x 6,00 x 45,00 | IN | EX

**M-6**

**853585-4**

35,10 x 6,00 x 102,30 x 45°

**863584-4**

30,10 x 6,00 x 101,00 x 45°

## 87,000 mm

86

LR1 ,

**512109-1**

## 87,500 mm

87

LD9(146CUL4) ,

**915097-8**

Ø 6,00

**973502-8**

Hydro

## 87,500 mm

88

C 24 SE , LG1(147CUL4) , LM6 , LP8(147CUL4) , LP8 , X 24 XF ,

**913501-8**

Ø 7,00

## 87,500 mm

89

LA3 , LE6 , LMB(147CUL4) , N 24 XF , Z24XE ,

**915097-8**

Ø 6,00

## 87,500 mm

90

Z 24 SED ,

**883558-4**

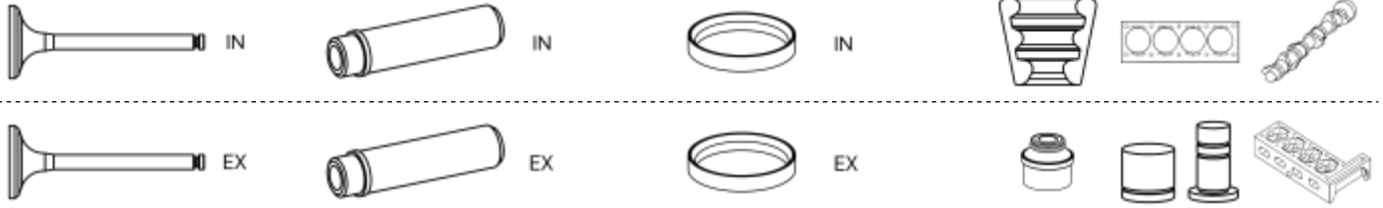
10,04 x 6,00 x 45,00 | IN | EX

**915097-8**

Ø 6,00



# CHEVROLET



**88,000 mm**

**91**

LUK ,

M-8

**88,500 mm**

**92**

Z 32 SE ,

853563-4

883558-4

32,00 x 6,00 x 102,00 x 45°

10,04 x 6,00 x 45,00 | IN | EX

863564-4

29,00 x 6,00 x 92,20 x 45°

915097-8

973502-8

Ø 6,00

Hydro

**89,000 mm**

**93**

LR2 ,

M-8

512109-1

972102-8

Hydro

**90,000 mm**

**94**

LD9(145CUL4) ,

973502-8

Hydro

**90,740 mm**

**95**

LK6(153CUL4) ,

913502-8

Ø 7,00

**92,000 mm**

**96**

LKH , LVN , XLD25 ,

915097-8

Ø 6,00

**93,400 mm**

**97**

6VD1 (DOHC) ,

863530-6

29,00 x 6,00 x 103,00 x 45°

**94,000 mm**

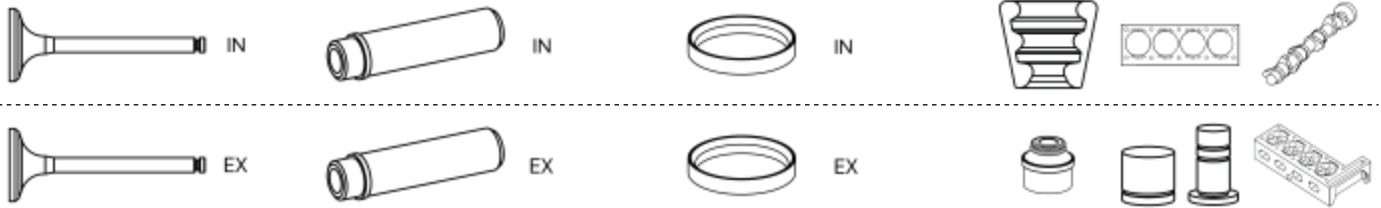
**98**

LWH , LWN , VM , XLD28 , XLDE28 ,

915097-8

Ø 6,00

# CHEVROLET



**95,000 mm**

**99**

20 E ,

**K-7**

**913501-8**

Ø 7,00

**98,430 mm**

**100**

4.236 V ,

**853604-6**






44,40 x 9,50 x 122,90 x 45°

**863605-6**

36,50 x 9,50 x 123,35 x 45°



200 Cabriolet 3.6 Flexfuel	ERB	09.10	3604	B/E	211 kW	259	15
200 Cabriolet 3.6 VVT	ERB	02.14 - 08.14	3604	B	208 kW	259	15
200 Cabriolet 3.6	ERB	09.11 - 12.12	3604	B	211 kW	259	15
200 Stufenheck 3.6 FLEX AWD	ERB	06.14	3604	B/E	220 kW	259	15
200 Stufenheck 3.6 FLEX	ERB	07.14	3604	B/E	211 kW	259	15
200 Stufenheck 3.6 FLEX	ERB	06.14	3604	B/E	220 kW	259	15
200 Stufenheck 3.6 Flexfuel	ERB	09.10	3604	B/E	211 kW	259	15
200 Stufenheck 3.6	ERB	06.14	3604	B	220 kW	259	15
200 Stufenheck 3.6	ERB	09.11 - 12.12	3604	B	211 kW	259	15
200 Stufenheck 3.6	ERB	06.14 - 12.14	3604	B	217 kW	259	15
300C (LX) 3.0	EHD	04.14	2985	B	172 kW	259	12
300C (LX) 3.6 AWD	ERB	09.11	3604	B	218 kW	259	15
300C (LX) 3.6 AWD	ERB	09.14	3604	B	224 kW	259	15
300C (LX) 3.6 AWD	ERB	09.11	3604	B	210 kW	259	15
300C (LX) 3.6 AWD	ERB	01.12	3604	B	215 kW	259	15
300C (LX) 3.6 Flexfuel AWD	ERB	09.11	3604	B/E	218 kW	259	15
300C (LX) 3.6 Flexfuel AWD	ERB	09.14	3604	B/E	224 kW	259	15
300C (LX) 3.6 Flexfuel	ERB	09.10	3604	B/E	218 kW	259	15
300C (LX) 3.6 Flexfuel	ERB	09.14	3604	B/E	224 kW	259	15
300C (LX) 3.6	ERB	09.11	3604	B	210 kW	259	15
300C (LX) 3.6	ERB	07.11	3604	B	215 kW	259	15
300C (LX) 3.6	ERB	01.11	3604	B	218 kW	259	15
300C (LX) 3.6	ERB	09.14	3604	B	224 kW	259	15
300C (LX) 3.6	ERB	01.17	3604	B	213 kW	259	15
300C (LX) 3.6	ERB	04.15	3604	B	216 kW	259	15
300C (LX) 5.7 AWD	EZH	09.10	5654	B	271 kW	260	16
300C (LX) 5.7 Flexfuel AWD	EZH	09.10 - 12.12	5654	B/E	271 kW	260	16
300C (LX) 5.7 Flexfuel	EZH	09.10 - 12.12	5654	B/E	271 kW	260	16
300C (LX) 5.7	EZH	09.10	5654	B	271 kW	260	16
300C (LX) 5.7	EZH	01.15	5654	B	276 kW	260	16
300C (LX) 6.4 SRT8	ESG	09.11	6417	B	350 kW	260	17
300C (LX) 6.4	ESG	01.12	6417	B	401 kW	260	17
300C (LX) 6.4	ESG	09.11	6417	B	347 kW	260	17
300C (LX) 6.4	ESH	09.22	6417	B	361 kW	260	17
300C (LX, LE) 3.0 CRD	EXL	09.05 - 11.12	2987	D	160 kW	259	8
300C (LX, LE) 3.0 V6 CRD	EXL	11.10 - 11.12	2987	D	155 kW	259	8
300C (LX, LE) 5.7 AWD	EZH	09.08	5654	B	268 kW	260	16
300C (LX, LE) 5.7	EZD	09.04 - 04.11	5654	B	250 kW	260	16
300C (LX, LE) 5.7	EZH	09.04 - 04.11	5654	B	250 kW	260	16
300C (LX, LE) 5.7	EZH	09.08	5654	B	268 kW	260	16
300C (LX, LE) 5.7	EZH	05.09 - 12.10	5654	B	265 kW	260	16
300C Touring (LX, LE) 3.0 CRD	EXL	09.05 - 12.10	2987	D	160 kW	259	8
300C Touring (LX, LE) 5.7 AWD	EZH	10.04 - 12.10	5654	B	250 kW	260	16
300C Touring (LX, LE) 5.7	EZD	09.04 - 12.10	5654	B	250 kW	260	16
300C Touring (LX, LE) 5.7	EZH	09.04 - 12.10	5654	B	250 kW	260	16
ASPEN (HG) 5.7 4x4	EZE	04.08 - 12.09	5654	B	293 kW	260	16
ASPEN (HG) 5.7 AWD	EZD	09.08	5654	B	250 kW	260	16
ASPEN (HG) 5.7 AWD	EZD	04.08 - 12.09	5654	B	280 kW	260	16
ASPEN (HG) 5.7 Hybrid AWD	EZD	12.08	5654	B/E	287 kW	260	16
ASPEN (HG) 5.7 Hybrid AWD	EZH	12.08	5654	B/E	287 kW	260	16
ASPEN (HG) 5.7	EZD	04.08 - 12.08	5654	B	280 kW	260	16
ASPEN (HG) 5.7	EZD	09.08 - 12.09	5654	B	287 kW	260	16
ASPEN (HG) 5.7	EZE	04.08 - 12.09	5654	B	293 kW	260	16
ASPEN (HG) 5.7	EZH	01.09 - 12.09	5654	B	250 kW	260	16
DELTA 1.4	198 A4.000	08.11	1368	B	88 kW	258	3
DELTA 1.6 D Multijet	198 A2.000	08.11	1598	D	88 kW	258	5
DELTA 2.0 D Multijet	198 A5.000	08.11	1956	D	121 kW	258	7
GRAND CARAVAN 2.5 Tdi	ENC	02.06 - 05.07	2499	D	102 kW	259	13
GRAND VOYAGER III VAN (GS) 2.5 TD	ENC	01.95 - 03.01	2499	D	85 kW	259	13
GRAND VOYAGER V (RT) 2.8 CRD	ENS	10.07	2777	D	120 kW	259	14
GRAND VOYAGER V (RT) 2.8 CRD	ENS	09.12	2777	D	133 kW	259	14
GRAND VOYAGER V (RT) 2.8 CRDi	ENS	01.08 - 12.11	2777	D	120 kW	259	14

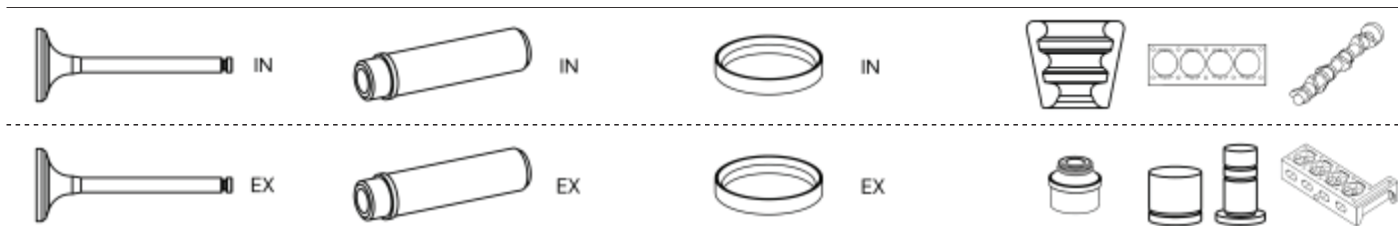
			<b>ccm</b>		<b>kW</b>		<b>1 POS</b>
GRAND VOYAGER V (RT) 3.6 Flexfuel	ERB	02.11	3604	B/E	211 kW	259	15
GRAND VOYAGER V (RT) 3.6	ERB	09.10	3604	B	208 kW	259	15
GRAND VOYAGER V (RT) 3.6	ERB	09.10	3604	B	211 kW	259	15
NEON II 1.6	EJD	11.01 - 12.06	1598	B	85 kW	258	4
PACIFICA 3.6	ERB	02.16	3604	B	214 kW	259	15
PT CRUISER (PT_) 1.6	EJD	11.01 - 12.10	1598	B	85 kW	258	4
PT CRUISER (PT_) 2.2 CRD	EDJ	03.02 - 12.10	2148	D	89 kW	259	11
PT CRUISER (PT_) 2.2 CRD	EDJ	08.05 - 12.10	2148	D	110 kW	259	11
PT CRUISER Combi Van (PT_) 1.6	EJD	10.02 - 09.07	1598	B	85 kW	258	4
PT CRUISER Combi Van (PT_) 2.2 CRD	EDJ	10.02 - 08.08	2148	D	89 kW	259	11
SEBRING (JS) 2.0 CRD	ECD	07.07 - 12.10	1968	D	103 kW	258	6
SEBRING Cabriolet (JS) 2.0 CRD	ECD	07.07 - 12.10	1968	D	103 kW	258	6
VOYAGER / GRAND VOYAGER III (GS_, NS_) 2.5 TD	425 CLIRS/X	01.95 - 03.01	2499	D	85 kW	259	13
VOYAGER / GRAND VOYAGER III (GS_, NS_) 2.5 TD	ENC	01.95 - 03.01	2499	D	85 kW	259	13
VOYAGER / GRAND VOYAGER III (GS_, NS_) 2.5 TDiC AWD	ENC	10.95 - 03.01	2499	D	85 kW	259	13
VOYAGER II (ES) 2.5 TD	VM HR 425 CLIEE	01.92 - 09.95	2499	D	85 kW	259	13
VOYAGER III VAN (GS_) 2.5 TD (GSHY52, GSHZ52)	ENC	01.95 - 03.01	2499	D	85 kW	259	13
VOYAGER IV (RG, RS) 2.5 CRD	ENC	02.00 - 12.08	2499	D	105 kW	259	13
YPSILON 1.2	169 A4.000	05.11	1242	B	51 kW	258	2
YPSILON 1.3 Multijet	199 B1.000	05.11	1248	D	70 kW	258	1





# CHRYSLER

ENGINE			ccm	kW			1 POS	ENGINE			ccm	kW			1 POS
169 A4.000	70,800	4	1242	51 kW	B	258	2	ESG	103,900	8	6417	347 - 401 kW	B	260	17
198 A2.000	79,500	4	1598	88 kW	D	258	5	ESH	103,900	8	6417	361 kW	B	260	17
198 A4.000	72,000	4	1368	88 kW	B	258	3	EXL	83,000	6	2987	132 - 160 kW	D	259	8
198 A5.000	83,000	4	1956	121 kW	D	258	7	EZD	99,500	8	5654	246 - 287 kW	B	260	16
199 B1.000	69,600	4	1248	70 kW	D	258	1	EZE	99,500	8	5654	293 kW	B	260	16
425 CLIRS/X	92,000	4	2499	85 kW	D	259	13	EZH	99,500	8	5654	246 - 282 kW	B	260	16
ECD	81,000	4	1968	103 kW	D	258	6	HR 425 CLI	92,000	4	2499	88 kW	D	259	13
EDJ	88,000	4	2148	89 - 110 kW	D	259	11	J8S 890	86,000	4	2068	64 kW	D	259	10
EHD	89,000	6	2985	172 kW	B	259	12	M51	92,000	4	2499	85 - 89 kW	D	259	13
EJD	77,000	4	1598	85 kW	B	258	4	M52	92,000	4	2499	85 kW	D	259	13
ENC	92,000	4	2499	85 - 105 kW	D	259	13	M664	83,000	6	2987	160 kW	D	259	9
ENS	94,000	4	2777	110 - 133 kW	D	259	14	VM HR 425 CLIEE	92,000	4	2499	85 kW	D	259	13
ERB	96,000	6	3604	208 - 224 kW	B	259	15								



<b>69,600 mm</b>		<b>1</b>
------------------	--	----------

199 B1.000 ,		
<b>852011-4</b>	<b>882078-4</b>	<b>M-6</b>
21,90 x 6,00 x 109,20 x 45°	10,035 x 6,00 x 43,00   IN   EX	
	<b>882102-4</b>	
	13,57 x 8,00 x 67,90   IN   EX	

<b>862096-4</b>		
22,50 x 6,00 x 109,20 x 45°		

<b>70,800 mm</b>		<b>2</b>
------------------	--	----------

169 A4.000 ,		
		<b>M-5</b>

<b>72,000 mm</b>		<b>3</b>
------------------	--	----------

198 A4.000 ,		
		<b>M-6</b>

<b>77,000 mm</b>		<b>4</b>
------------------	--	----------

EJD ,		
<b>850714-4</b>		<b>M-6</b>
30,20 x 6,00 x 109,00 x 45°		

<b>860715-4</b>		
23,40 x 6,00 x 118,00 x 45°		

<b>79,500 mm</b>		<b>5</b>
------------------	--	----------

198 A2.000 ,		
		<b>M-5</b>

<b>863532-4</b>		
24,30 x 5,00 x 114,40 x 45°		

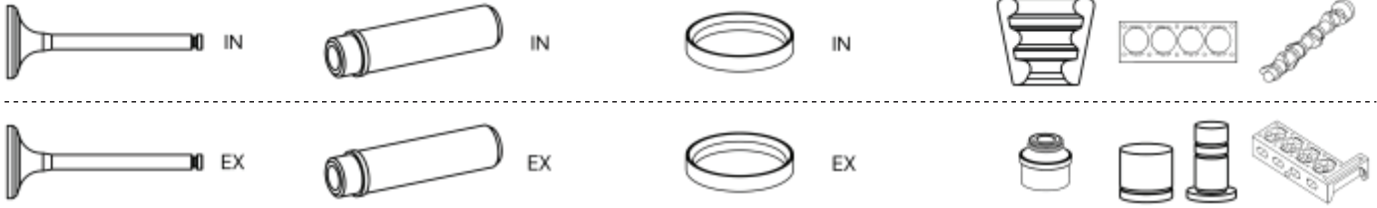
<b>81,000 mm</b>		<b>6</b>
------------------	--	----------

ECD ,		
	<b>915097-8</b>	<b>485022-1</b>
	Ø 6,00	

<b>83,000 mm</b>		<b>7</b>
------------------	--	----------

198 A5.000 ,		
<b>853531-4</b>		<b>M-6</b>
27,90 x 5,00 x 114,40 x 45°		
	<b>M-5</b>	

<b>863532-4</b>		
24,30 x 5,00 x 114,40 x 45°		



**83,000 mm**

**8**

EXL ,

**881020-4**

11,55 x 6,00 x 34,50 | IN | EX

**915097-8**

Ø 6,00

**973801-8**

Hydro

**83,000 mm**

**9**

M664 ,

**881020-4**

11,55 x 6,00 x 34,50 | IN | EX

**915097-8**

Ø 6,00

**86,000 mm**

**10**

J8S 890 ,

**853816-4**

40,30 x 8,00 x 111,60 x 45°

**K-8**

**88,000 mm**

**11**

EDJ ,

**851011-4**

30,15 x 7,00 x 103,95 x 45°

**901031-1**

**861012-4**

28,40 x 7,00 x 104,35 x 45°

**881010-4**

12,57 x 7,00 x 37,50 | EX

**89,000 mm**

**12**

EHD ,

**915097-8**

Ø 6,00

**92,000 mm**

**13**

425 CLIRS/X , ENC , HR 425 CLI , M51 , M52 , VM HR 425 CLIEE ,

**911005-8**

Ø 8,00

**94,000 mm**

**14**

ENS ,

**915097-8**

Ø 6,00

**96,000 mm**

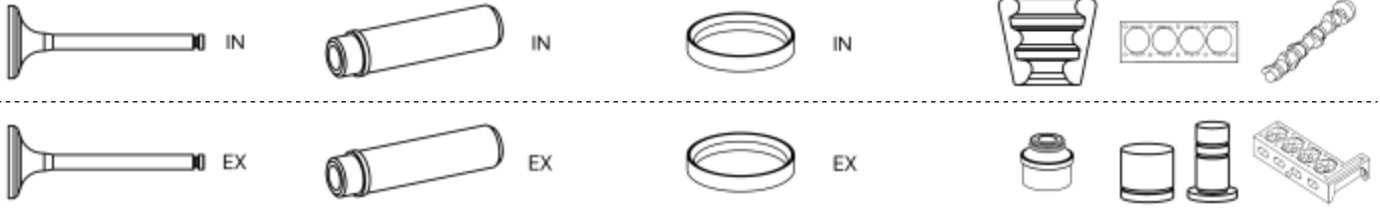
**15**

ERB ,

**915097-8**

Ø 6,00

# CHRYSLER



**99,500 mm**

**16**

EZD , EZE , EZH ,

**911003-8**

Ø 8,00

**103,900 mm**

**17**






ESG , ESH ,

**911003-8**

Ø 8,00








AX (ZA-) 1.4 4x4 (ZA)	K2A	09.86 - 07.92	1360	B	62 kW	289	23
AX (ZA-) 1.4 4x4	K1F	08.92 - 04.94	1360	B	48 kW	289	23
AX (ZA-) 1.4 Allure	K1F	08.92 - 04.94	1360	B	48 kW	289	23
AX (ZA-) 1.4 D 4x4	K9A (TUD3)	06.91 - 07.92	1360	D	39 kW	289	26
AX (ZA-) 1.4 GTi	KFY (TU3FJ2)	08.91 - 12.96	1360	B	66 kW	289	23
AX (ZA-) 1.4 GTi	KFZ (TU3FJ2/Z)	06.91 - 12.96	1360	B	69 kW	290	32
AX (ZA-) 1.4 GTi	KFZ (TU3FJ2/Z)	05.91 - 12.96	1360	B	74 kW	290	32
AX (ZA-) 10 E	C3A (TU9TR/K)	12.86 - 12.88	954	B	30 kW	286	5
AX (ZA-) 10	C1A	09.86 - 06.92	954	B	32 kW	286	4
AX (ZA-) 10	CDY (TU9M)	07.86 - 12.98	954	B	33 kW	286	4
AX (ZA-) 10	CDZ (TU9M)	02.87 - 12.98	954	B	37 kW	286	4
AX (ZA-) 11 4x4	H1A	06.91 - 07.92	1124	B	40 kW	286	7
AX (ZA-) 11 Cat (ZA)	HAZ (TU1CP)	09.88 - 12.89	1124	B	40 kW	286	7
AX (ZA-) 11	H1A	12.86 - 04.94	1124	B	40 kW	286	7
AX (ZA-) 11	H1B	12.86 - 04.94	1124	B	40 kW	286	7
AX (ZA-) 11	H1B	09.86 - 06.98	1124	B	44 kW	286	7
AX (ZA-) 11	HDZ (TU1M)	09.86 - 06.98	1124	B	44 kW	286	7
AX (ZA-) 14 (ZA)	KDX (TU3M/Z)	04.87 - 04.97	1360	B	55 kW	289	23
AX (ZA-) 14 (ZA)	KDY (TU3FM)	04.87 - 04.97	1360	B	55 kW	289	23
AX (ZA-) 14 (ZA)	KDY (TU3M)	04.87 - 04.97	1360	B	55 kW	289	23
AX (ZA-) 14 (ZA)	KDZ (TU3M/Z)	04.87 - 04.97	1360	B	55 kW	289	23
AX (ZA-) 14 4x4	KDX (TU3M/Z)	08.91 - 12.96	1360	B	55 kW	289	23
AX (ZA-) 14 4x4	KDY (TU3FM)	08.91 - 12.96	1360	B	55 kW	289	23
AX (ZA-) 14 4x4	KDY (TU3M)	08.91 - 12.96	1360	B	55 kW	289	23
AX (ZA-) 14 4x4	KDZ (TU3M/Z)	08.91 - 12.96	1360	B	55 kW	289	23
AX (ZA-) 14 D	K9A (TUD3)	09.88 - 06.92	1360	D	38 kW	289	26
AX (ZA-) 14 D	K9Y (TUD3Y)	08.91 - 12.97	1360	D	37 kW	289	26
AX (ZA-) 14 GT	KDZ (TU3M/Z)	01.89 - 12.91	1360	B	59 kW	289	23
AX (ZA-) 14	K1F	06.88 - 12.89	1360	B	49 kW	289	23
AX (ZA-) 14	K1G	01.89 - 12.91	1360	B	51 kW	289	23
AX (ZA-) 14	K2A	01.88 - 12.92	1360	B	62 kW	289	23
AX (ZA-) 14	K2A	01.88 - 12.92	1360	B	61 kW	289	23
AX (ZA-) 14	K2B	01.88 - 12.92	1360	B	62 kW	289	23
AX (ZA-) 14	KAY (TU3CP)	12.86 - 12.88	1360	B	44 kW	289	23
AX (ZA-) 15 D	VJY (TUD5)	08.94 - 12.97	1527	D	40 kW	292	44
AX (ZA-) 15 D	VJY (TUD5)	06.93 - 12.97	1527	D	43 kW	292	44
AX (ZA-) 15 D	VJZ (TUD5)	06.93 - 12.97	1527	D	43 kW	292	45
BERLINGO (ER_, EC_) 1.2 PureTech 110	HNP (EB2ADT)	06.18	1199	B	81 kW	289	22
BERLINGO (ER_, EC_) 1.2 PureTech 130	HNS (EB2ADTS)	07.19	1199	B	96 kW	289	22
BERLINGO (ER_, EC_) 1.5 BlueHDI 100	YHY (DV5RD)	06.18	1499	D	75 kW	291	35
BERLINGO (ER_, EC_) 1.5 BlueHDI 130 (ECYHZJ, ECYHZR)	YHZ (DV5RC)	06.18	1499	D	96 kW	291	35
BERLINGO (ER_, EC_) 1.5 BlueHDI 75	YHW (DV5RE)	06.18	1499	D	56 kW	291	35
BERLINGO (ER_, EC_) 1.6 BlueHDI 100	BHY (DV6FD)	01.19	1560	D	73 kW	288	19
BERLINGO (ER_, EC_) 1.6 HDI 75	9HN (DV6ETED)	09.18	1560	D	55 kW	288	19
BERLINGO (ER_, EC_) 1.6 HDI 92	9HP (DV6DTEd)	09.18	1560	D	68 kW	288	19
BERLINGO (ER_, EC_) 1.6 VTi 115	NFP (EC5F)	06.22	1587	B	85 kW	292	46
BERLINGO / BERLINGO FIRST Großraumlimousine (MF_, GJK_, GFK_ 1.1 i (MFHDZ, MFHFX)	HDZ (TU1M)	07.96 - 05.08	1124	B	44 kW	286	7
BERLINGO / BERLINGO FIRST Großraumlimousine (MF_, GJK_, GFK_ 1.1 i (MFHDZ, MFHFX)	HFX (TU1JP)	07.96 - 05.08	1124	B	44 kW	286	7
BERLINGO / BERLINGO FIRST Großraumlimousine (MF_, GJK_, GFK_ 1.4 bivalent	KFW (TU3JP)	11.02 - 12.11	1360	B/G	48 kW	290	30
BERLINGO / BERLINGO FIRST Großraumlimousine (MF_, GJK_, GFK_ 1.4 i (MFKFX, MFKFW, GJKFWB, GJKFWC, GFKFWC)	KFW (TU3JP)	07.96 - 12.11	1360	B	55 kW	290	30
BERLINGO / BERLINGO FIRST Großraumlimousine (MF_, GJK_, GFK_ 1.4 i (MFKFX, MFKFW, GJKFWB, GJKFWC, GFKFWC)	KFX (TU3JP)	07.96 - 12.11	1360	B	55 kW	289	23
BERLINGO / BERLINGO FIRST Großraumlimousine (MF_, GJK_, GFK_ 1.4 i bivalent (MFKFW)	KFW (TU3JP)	07.96 - 12.08	1360	B/G	55 kW	290	30
BERLINGO / BERLINGO FIRST Großraumlimousine (MF_, GJK_, GFK_ 1.4	KFW (TU3JP)	11.02 - 10.05	1360	B	53 kW	290	30
BERLINGO / BERLINGO FIRST Großraumlimousine (MF_, GJK_, GFK_ 1.6 16V (MFNFU)	NFU (TU5JP4)	10.00 - 12.11	1587	B	80 kW	293	49
BERLINGO / BERLINGO FIRST Großraumlimousine (MF_, GJK_, GFK_ 1.6 16V (MFNFU)	NFU (TU5JP4)	11.02 - 10.08	1587	B	81 kW	293	49
BERLINGO / BERLINGO FIRST Großraumlimousine (MF_, GJK_, GFK_ 1.6 HDI 75 (MF9HW, GJ9HWC, GF9HWC, GN9HWC)	9HW (DV6BTED4)	07.05 - 12.11	1560	D	55 kW	288	16
BERLINGO / BERLINGO FIRST Großraumlimousine (MF_, GJK_, GFK_ 1.6 HDI 75 (MF9HW, GJ9HWC, GF9HWC, GN9HWC)	DV6B	07.05 - 12.11	1560	D	55 kW	288	20
BERLINGO / BERLINGO FIRST Großraumlimousine (MF_, GJK_, GFK_ 1.6 HDI 90 (MF9HX)	9HX (DV6ATED4)	07.05 - 05.08	1560	D	66 kW	288	17
BERLINGO / BERLINGO FIRST Großraumlimousine (MF_, GJK_, GFK_ 1.6 HDI 92	9HJ (DV6DTEdM)	11.09 - 12.10	1560	D	68 kW	288	19

			<b>ccm</b>		<b>kw</b>		<b>1</b>	<b>POS</b>
BERLINGO / BERLINGO FIRST Großraumlimousine (MF_, GJK_, GFK_ 1.6 HDI 92	9HP (DV6DTEd)	11.09 - 12.10	1560	D	68 kW	288	19	
BERLINGO / BERLINGO FIRST Großraumlimousine (MF_, GJK_, GFK_ 1.8 D (MFA9A)	A9A (XUD7)	07.98 - 10.02	1769	D	43 kW	293	53	
BERLINGO / BERLINGO FIRST Großraumlimousine (MF_, GJK_, GFK_ 1.8 i (MFLFX)	LFX (XU7JB)	05.97 - 09.03	1761	B	66 kW	295	64	
BERLINGO / BERLINGO FIRST Großraumlimousine (MF_, GJK_, GFK_ 1.8 i 4WD (MFLFX)	LFX (XU7JB)	04.97 - 10.01	1761	B	66 kW	295	64	
BERLINGO / BERLINGO FIRST Großraumlimousine (MF_, GJK_, GFK_ 1.8 i	LFX (XU7JB)	07.03 - 04.04	1761	B	58 kW	295	64	
BERLINGO / BERLINGO FIRST Großraumlimousine (MF_, GJK_, GFK_ 1.9 D (MFDJY)	D9B (XUD9A/L)	07.96 - 12.03	1905	D	50 kW	296	70	
BERLINGO / BERLINGO FIRST Großraumlimousine (MF_, GJK_, GFK_ 1.9 D (MFDJY)	DJY (XUD9A)	07.96 - 12.03	1905	D	50 kW	297	73	
BERLINGO / BERLINGO FIRST Großraumlimousine (MF_, GJK_, GFK_ 1.9 D (MFDJY)	DJY (XUD9A)	07.96 - 10.99	1905	D	51 kW	297	73	
BERLINGO / BERLINGO FIRST Großraumlimousine (MF_, GJK_, GFK_ 1.9 D (MFWJZ)	WJY (DW8B)	05.98 - 11.10	1868	D	51 kW	294	59	
BERLINGO / BERLINGO FIRST Großraumlimousine (MF_, GJK_, GFK_ 1.9 D (MFWJZ)	WJZ (DW8)	05.98 - 11.10	1868	D	51 kW	295	60	
BERLINGO / BERLINGO FIRST Großraumlimousine (MF_, GJK_, GFK_ 1.9 D 4WD (MFWJZ)	WJY (DW8B)	07.98 - 10.05	1868	D	51 kW	294	59	
BERLINGO / BERLINGO FIRST Großraumlimousine (MF_, GJK_, GFK_ 1.9 D 4WD (MFWJZ)	WJZ (DW8)	07.98 - 10.05	1868	D	51 kW	295	60	
BERLINGO / BERLINGO FIRST Großraumlimousine (MF_, GJK_, GFK_ 2.0 HDI 90 (MFRHY)	RHY (DW10TD)	12.99 - 10.05	1997	D	66 kW	301	93	
BERLINGO / BERLINGO FIRST Großraumlimousine (MF_, GJK_, GFK_ 2.0 HDi 4x4 (MFRHY)	RHY (DW10TD)	11.02 - 10.05	1997	D	66 kW	301	93	
BERLINGO / BERLINGO FIRST Kasten/Großraumlimousine (M_) 1.1 i (MAHDZ, MBHDZ, MBHFX)	HDZ (TU1M)	07.96 - 03.08	1124	B	44 kW	286	7	
BERLINGO / BERLINGO FIRST Kasten/Großraumlimousine (M_) 1.1 i (MAHDZ, MBHDZ, MBHFX)	HFX (TU1JP)	07.96 - 03.08	1124	B	44 kW	286	7	
BERLINGO / BERLINGO FIRST Kasten/Großraumlimousine (M_) 1.4 BiFuel (MBKFXB, MCKFXB)	KFW (TU3JP)	07.96 - 10.02	1360	B/G	55 kW	290	30	
BERLINGO / BERLINGO FIRST Kasten/Großraumlimousine (M_) 1.4 bivalent	KFW (TU3JP)	11.02 - 12.11	1360	B/G	48 kW	290	30	
BERLINGO / BERLINGO FIRST Kasten/Großraumlimousine (M_) 1.4 i (MBKFX, MBKFW)	KFW (TU3A)	07.96 - 12.11	1360	B	55 kW	289	27	
BERLINGO / BERLINGO FIRST Kasten/Großraumlimousine (M_) 1.4 i (MBKFX, MBKFW)	KFW (TU3JP)	07.96 - 12.11	1360	B	55 kW	290	30	
BERLINGO / BERLINGO FIRST Kasten/Großraumlimousine (M_) 1.4 i (MBKFX, MBKFW)	KFX (TU3JP)	07.96 - 12.11	1360	B	55 kW	289	23	
BERLINGO / BERLINGO FIRST Kasten/Großraumlimousine (M_) 1.4 i bivalent (MBKFW)	KFW (TU3JP)	04.03 - 10.05	1360	B/G	55 kW	290	30	
BERLINGO / BERLINGO FIRST Kasten/Großraumlimousine (M_) 1.4 i	KFW (TU3JP)	08.99 - 05.08	1360	B	57 kW	290	30	
BERLINGO / BERLINGO FIRST Kasten/Großraumlimousine (M_) 1.4 i	KFX (TU3JP)	08.99 - 05.08	1360	B	57 kW	289	23	
BERLINGO / BERLINGO FIRST Kasten/Großraumlimousine (M_) 1.6 16V (MBNFU)	NFU (TU5JP4)	10.00 - 03.08	1587	B	80 kW	293	49	
BERLINGO / BERLINGO FIRST Kasten/Großraumlimousine (M_) 1.6 16V	NFU (TU5JP4)	11.02 - 10.08	1587	B	81 kW	293	49	
BERLINGO / BERLINGO FIRST Kasten/Großraumlimousine (M_) 1.6 HDi 75 (MB9HW)	9HW (DV6BTED4)	07.05 - 12.11	1560	D	55 kW	288	16	
BERLINGO / BERLINGO FIRST Kasten/Großraumlimousine (M_) 1.6 HDi 75 (MB9HW)	DV6B	07.05 - 12.11	1560	D	55 kW	288	20	
BERLINGO / BERLINGO FIRST Kasten/Großraumlimousine (M_) 1.6 HDi 90 (MB9HX, MC9HX)	9HX (DV6ATED4)	07.05 - 12.11	1560	D	66 kW	288	17	
BERLINGO / BERLINGO FIRST Kasten/Großraumlimousine (M_) 1.6 HDi 92	9HJ (DV6DTEdM)	11.09 - 12.10	1560	D	68 kW	288	19	
BERLINGO / BERLINGO FIRST Kasten/Großraumlimousine (M_) 1.6 HDi 92	9HP (DV6DTEd)	11.09 - 12.10	1560	D	68 kW	288	19	
BERLINGO / BERLINGO FIRST Kasten/Großraumlimousine (M_) 1.8 D (MBA9A, MCA9A)	A9A (XUD7)	07.96 - 10.02	1769	D	43 kW	293	53	
BERLINGO / BERLINGO FIRST Kasten/Großraumlimousine (M_) 1.8 i	LFX (XU7JB)	03.97 - 05.03	1761	B	66 kW	295	64	
BERLINGO / BERLINGO FIRST Kasten/Großraumlimousine (M_) 1.9 D (MBDJY)	D9B (XUD9)	07.96 - 11.10	1905	D	51 kW	296	69	
BERLINGO / BERLINGO FIRST Kasten/Großraumlimousine (M_) 1.9 D 70 (MBWJZ, MCWJZ)	WJY (DW8B)	04.99 - 12.11	1868	D	51 kW	294	59	
BERLINGO / BERLINGO FIRST Kasten/Großraumlimousine (M_) 1.9 D 70 (MBWJZ, MCWJZ)	WJZ (DW8)	04.99 - 12.11	1868	D	51 kW	295	60	
BERLINGO / BERLINGO FIRST Kasten/Großraumlimousine (M_) 1.9 D 70 4WD (MBWJZ, MCWJZ)	WJY (DW8B)	07.98 - 03.06	1868	D	51 kW	294	59	
BERLINGO / BERLINGO FIRST Kasten/Großraumlimousine (M_) 1.9 D 70 4WD (MBWJZ, MCWJZ)	WJZ (DW8)	07.98 - 03.06	1868	D	51 kW	295	60	
BERLINGO / BERLINGO FIRST Kasten/Großraumlimousine (M_) 2.0 HDi 90 (MBRHY, MCRHY)	RHY (DW10TD)	08.99 - 12.11	1997	D	66 kW	301	93	
BERLINGO / BERLINGO FIRST Kasten/Großraumlimousine (M_) 2.0 HDi 90 4WD (MBRHY, MCRHY)	RHY (DW10TD)	11.00 - 10.05	1997	D	66 kW	301	93	
BERLINGO Kasten/Großraumlimousine (B9) 1.6 BlueHdi 100 4x4	BHY (DV6FD)	12.14	1560	D	73 kW	288	19	
BERLINGO Kasten/Großraumlimousine (B9) 1.6 BlueHdi 100	BHY (DV6FD)	12.14	1560	D	73 kW	288	19	
BERLINGO Kasten/Großraumlimousine (B9) 1.6 BlueHdi 120	BHZ (DV6FC)	12.14	1560	D	88 kW	288	19	
BERLINGO Kasten/Großraumlimousine (B9) 1.6 HDi / BlueHdi 75	9HN (DV6ETED)	07.10	1560	D	55 kW	288	19	
BERLINGO Kasten/Großraumlimousine (B9) 1.6 HDi / BlueHdi 75	BHW (DV6FE)	07.10	1560	D	55 kW	288	19	
BERLINGO Kasten/Großraumlimousine (B9) 1.6 HDi 110	9HL (DV6C)	07.10	1560	D	82 kW	288	19	
BERLINGO Kasten/Großraumlimousine (B9) 1.6 HDi 110	9HR (DV6C)	07.10	1560	D	82 kW	288	19	
BERLINGO Kasten/Großraumlimousine (B9) 1.6 HDi 110	9HZ (DV6TED4)	04.08	1560	D	80 kW	288	17	
BERLINGO Kasten/Großraumlimousine (B9) 1.6 HDi 115	9HL (DV6C)	07.10	1560	D	84 kW	288	19	
BERLINGO Kasten/Großraumlimousine (B9) 1.6 HDi 75 4x4	9HN (DV6ETED)	02.12	1560	D	55 kW	288	19	
BERLINGO Kasten/Großraumlimousine (B9) 1.6 HDi 75 4x4	9HT (DV6BTED4)	02.12	1560	D	55 kW	288	20	
BERLINGO Kasten/Großraumlimousine (B9) 1.6 HDi 75	9HT (DV6BTED4)	04.08	1560	D	55 kW	288	20	
BERLINGO Kasten/Großraumlimousine (B9) 1.6 HDi 75	9HT (DV6BUTED4)	04.08	1560	D	55 kW	288	20	
BERLINGO Kasten/Großraumlimousine (B9) 1.6 HDi 90 16V	9HS (DV6TED4BU)	04.08	1560	D	66 kW	288	20	
BERLINGO Kasten/Großraumlimousine (B9) 1.6 HDi 90 16V	9HX (DV6ATED4)	04.08	1560	D	66 kW	288	17	
BERLINGO Kasten/Großraumlimousine (B9) 1.6 HDi 90 16V	9HX (DV6AUTED4)	04.08	1560	D	66 kW	288	20	
BERLINGO Kasten/Großraumlimousine (B9) 1.6 HDi 90 4x4	9HF (DV6DTEd)	02.12	1560	D	66 kW	288	19	
BERLINGO Kasten/Großraumlimousine (B9) 1.6 HDi 90	9HE (DV6DBM)	07.10 - 12.18	1560	D	66 kW	288	19	



BERLINGO Kasten/Großraumlimousine (B9) 1.6 HDi 90	9HF (DV6DTEDE)	07.10 - 12.18	1560	D	66 kW	288	19
BERLINGO Kasten/Großraumlimousine (B9) 1.6 HDi 90	9HJ (DV6DTEDE)	07.10	1560	D	68 kW	288	19
BERLINGO Kasten/Großraumlimousine (B9) 1.6 HDi 90	9HP (DV6DTEDE)	07.10	1560	D	68 kW	288	19
BERLINGO Kasten/Großraumlimousine (B9) 1.6 VTi 120	5FS (EP6C)	11.09	1598	B	88 kW	291	37
BERLINGO Kasten/Großraumlimousine (B9) 1.6 VTi 95	5FK (EP6CB)	07.10	1598	B	72 kW	291	38
BERLINGO Kasten/Großraumlimousine (B9) 1.6	NFR (TU5JP4B)	04.08	1587	B	66 kW	292	47
BERLINGO Kasten/Großraumlimousine (B9) 1.6	NFU (TU5JP4)	04.08	1587	B	80 kW	293	49
BERLINGO Kasten/Großraumlimousine (B9) PureTech 110	HNZ (EB2DT)	01.18	1199	B	81 kW	289	22
BERLINGO Kasten/Großraumlimousine (K9) 1.5 BlueHDi 100	YHY (DV5RD)	06.18	1499	D	75 kW	291	35
BERLINGO Kasten/Großraumlimousine (K9) 1.5 BlueHDi 130 4x4	YHZ (DV5RC)	06.18	1499	D	96 kW	291	35
BERLINGO Kasten/Großraumlimousine (K9) 1.5 BlueHDi 130	YHZ (DV5RC)	06.18	1499	D	96 kW	291	35
BERLINGO Kasten/Großraumlimousine (K9) 1.5 BlueHDi 75	YHW (DV5RE)	10.19	1499	D	55 kW	291	35
BERLINGO Kasten/Großraumlimousine (K9) 1.6 16V Flex	NFP (EC5)	10.18	1587	B/E	90 kW	292	47
BERLINGO Kasten/Großraumlimousine (K9) 1.6 BlueHDi 100	BHY (DV6FD)	06.18	1560	D	73 kW	288	19
BERLINGO Kasten/Großraumlimousine (K9) 1.6 BlueHDi 75	BHW (DV6FE)	06.18	1560	D	55 kW	288	19
BERLINGO Kasten/Großraumlimousine (K9) PureTech 110	HNP (EB2ADT)	06.18	1199	B	81 kW	289	22
BERLINGO Kasten/Großraumlimousine (K9) PureTech 130	HNS (EB2ADTS)	10.19	1199	B	96 kW	289	22
BERLINGO MULTISPACE (B9) 1.2 PureTech 110	HNZ (EB2DT)	02.16	1199	B	81 kW	289	22
BERLINGO MULTISPACE (B9) 1.4 i	KFX (TU3A)	07.11	1360	B	55 kW	290	31
BERLINGO MULTISPACE (B9) 1.6 BlueHDi 100	BHY (DV6FD)	12.14	1560	D	73 kW	288	19
BERLINGO MULTISPACE (B9) 1.6 BlueHDi 120	BHZ (DV6FC)	12.14	1560	D	88 kW	288	19
BERLINGO MULTISPACE (B9) 1.6 HDi 110	9HL (DV6C)	07.10	1560	D	82 kW	288	19
BERLINGO MULTISPACE (B9) 1.6 HDi 110	9HR (DV6C)	07.10	1560	D	82 kW	288	19
BERLINGO MULTISPACE (B9) 1.6 HDi 110	9HZ (DV6TED4)	04.08	1560	D	80 kW	288	17
BERLINGO MULTISPACE (B9) 1.6 HDi 115 4x4	9HR (DV6C)	02.12	1560	D	84 kW	288	19
BERLINGO MULTISPACE (B9) 1.6 HDi 115	9HR (DV6C)	07.10	1560	D	84 kW	288	19
BERLINGO MULTISPACE (B9) 1.6 HDi 75 / BlueHDi 75	9HN (DV6ETED)	04.08	1560	D	55 kW	288	19
BERLINGO MULTISPACE (B9) 1.6 HDi 75 / BlueHDi 75	BHW (DV6FE)	04.08	1560	D	55 kW	288	19
BERLINGO MULTISPACE (B9) 1.6 HDi 75 16V	9HT (DV6BTED4)	04.08	1560	D	55 kW	288	20
BERLINGO MULTISPACE (B9) 1.6 HDi 90 4x4	9HF (DV6DTEDE)	02.12 - 12.14	1560	D	66 kW	288	19
BERLINGO MULTISPACE (B9) 1.6 HDi 90 4x4	9HX (DV6ATED4)	02.12 - 12.14	1560	D	66 kW	288	17
BERLINGO MULTISPACE (B9) 1.6 HDi 90	9HJ (DV6DTEDE)	07.10	1560	D	68 kW	288	19
BERLINGO MULTISPACE (B9) 1.6 HDi 90	9HP (DV6DTEDE)	07.10	1560	D	68 kW	288	19
BERLINGO MULTISPACE (B9) 1.6 HDi 90	9HX (DV6ATED4)	07.10	1560	D	68 kW	288	17
BERLINGO MULTISPACE (B9) 1.6 HDi 90	9HX (DV6ATED4)	04.08	1560	D	66 kW	288	17
BERLINGO MULTISPACE (B9) 1.6 VTi 120	5FS (EP6C)	11.09	1598	B	88 kW	291	37
BERLINGO MULTISPACE (B9) 1.6 VTi 95	5FK (EP6CB)	07.10	1598	B	72 kW	291	38
BERLINGO MULTISPACE (B9) 1.6	NFR (TU5JP4B)	04.08	1587	B	66 kW	292	47
BERLINGO MULTISPACE (B9) 1.6	NFU (TU5JP4)	04.08	1587	B	80 kW	293	49
BERLINGO MULTISPACE (B9) 1.6	NFU (TU5JP4)	11.08	1587	B	81 kW	293	49
BERLINGO Pritsche/Fahrgestell (B9) 1.6 BlueHDi 100	BHY (DV6FD)	12.14	1560	D	73 kW	288	19
BERLINGO Pritsche/Fahrgestell (B9) 1.6 HDi 90 16V	9HX (DV6ATED4)	04.08	1560	D	66 kW	288	17
BERLINGO Pritsche/Fahrgestell (B9) 1.6 HDi 90	9HF (DV6DTEDE)	07.10	1560	D	66 kW	288	19
BERLINGO Pritsche/Fahrgestell (B9) 1.6 HDi 92	9HJ (DV6DTEDE)	07.10 - 12.17	1560	D	68 kW	288	19
BX (XB-) 1.6	B6D	01.87 - 01.92	1580	B	85 kW	295	64
BX (XB-) 1.6	B6E	01.87 - 01.92	1580	B	85 kW	295	64
BX (XB-) 1.8 D	161 (XUD7)	10.85 - 09.93	1769	D	44 kW	293	52
BX (XB-) 1.9 19 D 4x4	D9B (XUD9A/U)	03.87 - 02.93	1905	D	51 kW	297	74
BX (XB-) 1.9 GTi (XB)	D6C (XU9J4)	01.92 - 12.93	1905	B	118 kW	295	65
BX (XB-) 1.9 GTi	159K	02.92 - 12.94	1905	B	107 kW	295	62
BX (XB-) 1.9 GTi	D6C	01.90 - 01.92	1905	B	117 kW	295	62
BX (XB-) 1.9 RD 4x4	D9B (XUD9A/U)	01.87 - 01.92	1905	D	52 kW	297	74
BX (XB-) 11	H1A	10.86 - 06.92	1124	B	42 kW	286	7
BX (XB-) 11	HDZ (TU1M)	10.88 - 06.92	1124	B	40 kW	286	7
BX (XB-) 14 E	150F	09.85 - 02.93	1360	B	49 kW	288	15
BX (XB-) 14 E	K1G	04.83 - 01.92	1360	B	52 kW	289	23
BX (XB-) 14	K1H (TU3A)	01.89 - 12.89	1360	B	47 kW	289	23
BX (XB-) 14	KAZ	10.82 - 01.92	1360	B	40 kW	289	27
BX (XB-) 14	KDY (TU3M)	01.89 - 02.93	1360	B	55 kW	289	23
BX (XB-) 14	KDZ (TU3M/Z)	01.89 - 02.93	1360	B	55 kW	289	23
BX (XB-) 15	B1E (XU51C)	10.87 - 05.92	1580	B	59 kW	295	64
BX (XB-) 16 (XB180Z)	180Z (XU5J)	03.86 - 02.93	1580	B	76 kW	295	64








			<b>ccm</b>		<b>kw</b>		<b>1</b> POS
BX (XB-) 16 E	BDZ (XU5M)	05.89 - 12.94	1580	B	65 kW	295	64
BX (XB-) 16	171A	10.82 - 06.88	1580	B	66 kW	295	64
BX (XB-) 16	171B	10.82 - 06.88	1580	B	66 kW	295	64
BX (XB-) 16	171B	02.92 - 06.94	1580	B	70 kW	295	64
BX (XB-) 16	171C	10.82 - 06.88	1580	B	66 kW	295	64
BX (XB-) 16	171D	07.85 - 02.93	1580	B	64 kW	295	64
BX (XB-) 16	B1A (XU51C/K)	09.87 - 02.93	1580	B	58 kW	295	64
BX (XB-) 16	B1E (XU51C)	01.87 - 02.93	1580	B	53 kW	295	64
BX (XB-) 16	BAZ (XU5CP)	09.88 - 02.93	1580	B	55 kW	295	64
BX (XB-) 16	XU52C	10.82 - 12.92	1580	B	68 kW	295	64
BX (XB-) 19 D	162 (XUD9)	09.83 - 09.93	1905	D	47 kW	295	63
BX (XB-) 19 D	D9A (XUD9)	09.83 - 09.93	1905	D	47 kW	297	74
BX (XB-) 19 D	D9B (XUD9A/U)	03.87 - 12.94	1905	D	51 kW	297	74
BX (XB-) 19 D	D9B (XUD9A/U)	03.92 - 10.93	1905	D	53 kW	297	74
BX (XB-) 19 D	DJZ (XUD9A)	09.83 - 09.93	1905	D	47 kW	297	74
BX (XB-) 19 E 4x4	D2F	04.89 - 02.93	1905	B	80 kW	295	64
BX (XB-) 19 E	DDZ (XU9M)	06.88 - 02.93	1905	B	80 kW	295	64
BX (XB-) 19 GTi 16V	D6C (XU9J4)	09.87 - 12.88	1905	B	116 kW	295	65
BX (XB-) 19 GTi 16V	DFW (XU9J4)	03.88 - 02.93	1905	B	108 kW	295	65
BX (XB-) 19 GTi 4x4	DKZ (XU9JA)	06.88 - 02.93	1905	B	88 kW	295	64
BX (XB-) 19 GTi	DKZ (XU9JA)	02.87 - 02.94	1905	B	88 kW	295	64
BX (XB-) 19	D2A (XU92C)	07.86 - 05.89	1905	B	77 kW	295	64
BX (XB-) 19	D2A (XU92C)	01.87 - 01.92	1905	B	76 kW	295	64
BX (XB-) 19	D2C (XU92C)	09.86 - 11.89	1905	B	70 kW	295	64
BX (XB-) 19	D2E	09.84 - 01.92	1905	B	78 kW	295	64
BX (XB-) TRD Turbo	A8A (XUD7TE)	03.88 - 02.93	1769	D	66 kW	294	54
BX (XB-) TRD Turbo	AJZ (XUD7TE)	03.88 - 02.93	1769	D	66 kW	294	55
BX Break (XB-) 1.4	K1F	01.87 - 01.92	1360	B	44 kW	289	23
BX Break (XB-) 1.4	KAZ	01.87 - 01.92	1360	B	40 kW	289	27
BX Break (XB-) 1.6	B6D	01.87 - 01.92	1580	B	85 kW	295	64
BX Break (XB-) 1.6	B6E	01.87 - 01.92	1580	B	85 kW	295	64
BX Break (XB-) 1.9 D	D9B (XUD9A/L)	01.87 - 01.92	1905	D	52 kW	296	70
BX Break (XB-) 14	K1H (TU3A)	01.89 - 12.89	1360	B	47 kW	289	23
BX Break (XB-) 14	KDY (TU3M)	01.89 - 02.93	1360	B	55 kW	289	23
BX Break (XB-) 15	B1E (XU51C)	10.87 - 05.92	1580	B	59 kW	295	64
BX Break (XB-) 15	B1E (XU51C)	01.87 - 01.92	1580	B	58 kW	295	64
BX Break (XB-) 16 (XB180Z)	180Z (XU5J)	03.86 - 12.94	1580	B	76 kW	295	64
BX Break (XB-) 16	171A	06.85 - 06.88	1580	B	66 kW	295	64
BX Break (XB-) 16	171B	06.85 - 06.88	1580	B	66 kW	295	64
BX Break (XB-) 16	171C	06.85 - 06.88	1580	B	66 kW	295	64
BX Break (XB-) 16	171C	04.83 - 01.92	1580	B	68 kW	295	64
BX Break (XB-) 16	171D	07.85 - 12.94	1580	B	64 kW	295	64
BX Break (XB-) 16	B1E (XU51C)	09.88 - 12.94	1580	B	53 kW	295	64
BX Break (XB-) 16	BAZ (XU5CP)	09.88 - 12.94	1580	B	55 kW	295	64
BX Break (XB-) 16	BDZ (XU5M)	05.89 - 12.94	1580	B	65 kW	295	64
BX Break (XB-) 18 D	161A (XUD7)	10.85 - 09.93	1769	D	44 kW	293	53
BX Break (XB-) 19 4x4	D2E	06.89 - 05.91	1905	B	78 kW	295	64
BX Break (XB-) 19 4x4	DDZ (XU9M)	10.90 - 05.91	1905	B	80 kW	295	64
BX Break (XB-) 19 D	162 (XUD9)	09.83 - 11.94	1905	D	47 kW	295	63
BX Break (XB-) 19 D	D9A (XUD9)	09.83 - 11.94	1905	D	47 kW	297	74
BX Break (XB-) 19 D	D9B (XUD9A/U)	03.87 - 12.94	1905	D	51 kW	297	74
BX Break (XB-) 19 D	DJZ (XUD9A)	09.83 - 11.94	1905	D	47 kW	297	74
BX Break (XB-) 19	D2A (XU92C)	07.86 - 12.94	1905	B	75 kW	295	64
BX Break (XB-) 19	D2A (XU92C)	01.87 - 01.92	1905	B	76 kW	295	64
BX Break (XB-) 19	D2C (XU92C)	12.87 - 12.89	1905	B	70 kW	295	64
BX Break (XB-) 19	D2E	01.87 - 01.92	1905	B	78 kW	295	64
BX Break (XB-) 19	DDZ (XU9M)	06.88 - 12.94	1905	B	80 kW	295	64
BX Break (XB-) 19	DKZ (XU9JA)	06.88 - 12.94	1905	B	88 kW	295	64
BX Break (XB-) TRD Turbo	A8A (XUD7TE)	03.88 - 12.94	1769	D	66 kW	294	54
BX Break (XB-) TRD Turbo	AJZ (XUD7TE)	03.88 - 12.94	1769	D	66 kW	294	55
C-CROSSER (VU_ VV_) 2.2 HDi	4HK (DW12ME5)	02.07 - 12.12	2179	D	115 kW	299	81
C-CROSSER (VU_ VV_) 2.2 HDi	4HN (DW12MTED4)	02.07 - 12.12	2179	D	115 kW	299	81










C-CROSSER ENTERPRISE (VU_, VV_) 2.2 HDi	4HN (DW12MTED4)	01.09	2179	D	115 kW	299	81
C-CROSSER Van (VU_) 2.2 HDi (VU4HNNH)	4HN (DW12MTED4)	06.07 - 12.12	2179	D	115 kW	299	81
C-ELYSEE (DD_) 1.2 VTi 72 (DDHMY0)	HMY (EB2M)	11.12 - 01.17	1199	B	53 kW	289	21
C-ELYSEE (DD_) 1.2 VTi 82	HMZ (EB2)	12.14	1199	B	60 kW	289	21
C-ELYSEE (DD_) 1.2 VTi 82	HMZ (EB2F)	12.14	1199	B	60 kW	289	21
C-ELYSEE (DD_) 1.5 BlueHDi 100	YHY (DV5RD)	05.18	1499	D	75 kW	291	35
C-ELYSEE (DD_) 1.6 BlueHDi 100	BHY (DV6FD)	11.14	1560	D	73 kW	288	19
C-ELYSEE (DD_) 1.6 HDi 92	9HJ (DV6DTEDM)	11.12	1560	D	68 kW	288	19
C-ELYSEE (DD_) 1.6 HDi 92	9HP (DV6DTED)	11.12	1560	D	68 kW	288	19
C-ELYSEE (DD_) 1.6 VTi 115 (DDNFP0, DDNFP6, DDNFP9)	NFP (EC5)	11.12	1587	B	85 kW	292	47
C1 (PM_, PN_) 1.4 HDi	8HT (DV4TD)	06.05 - 09.14	1398	D	40 kW	287	13
C1 II (PA_, PS_) 1.2 VTi 82	HMT (EB2D)	04.14	1199	B	60 kW	289	21
C1 II (PA_, PS_) 1.2 VTi 82	HMZ (EB2)	04.14	1199	B	60 kW	289	21
C1 II (PA_, PS_) 1.2 VTi 82	HMZ (EB2F)	04.14	1199	B	60 kW	289	21
C15 Kasten/Großraumlimousine (VD_) 1.0 E	TU9K	11.92 - 07.96	954	B	37 kW	286	6
C15 Kasten/Großraumlimousine (VD_) 1.0	108C (XV8)	10.84 - 12.97	954	B	33 kW	286	3
C15 Kasten/Großraumlimousine (VD_) 1.0	C1A (TU9K)	10.84 - 12.97	954	B	33 kW	286	5
C15 Kasten/Großraumlimousine (VD_) 1.0	C1B (TU9/W)	10.84 - 12.97	954	B	33 kW	286	5
C15 Kasten/Großraumlimousine (VD_) 1.0	TU9	10.84 - 12.97	954	B	33 kW	286	4
C15 Kasten/Großraumlimousine (VD_) 1.0	XV8	10.84 - 12.97	954	B	33 kW	286	2
C15 Kasten/Großraumlimousine (VD_) 1.1 i	HDZ (TU1M)	07.88 - 12.96	1124	B	44 kW	286	7
C15 Kasten/Großraumlimousine (VD_) 1.1	H1A	11.88 - 07.96	1124	B	40 kW	286	7
C15 Kasten/Großraumlimousine (VD_) 1.4 E	K3A	07.87 - 12.96	1360	B	40 kW	289	23
C15 Kasten/Großraumlimousine (VD_) 1.4 i	KDY (TU3FM)	05.91 - 12.96	1360	B	55 kW	289	23
C15 Kasten/Großraumlimousine (VD_) 1.4 i	KDY (TU3M)	05.91 - 12.96	1360	B	55 kW	289	23
C15 Kasten/Großraumlimousine (VD_) 1.4	K1H (TU3A)	07.87 - 12.96	1360	B	49 kW	289	23
C15 Kasten/Großraumlimousine (VD_) 1.8 D	161A (XUD7)	07.86 - 06.02	1769	D	44 kW	293	53
C15 Kasten/Großraumlimousine (VD_) 1.9 D	WJX (DW8B)	12.00 - 12.05	1868	D	44 kW	294	58
C15 Kasten/Großraumlimousine (VD_) 1.9 D	WJY (DW8B)	01.00 - 07.05	1868	D	51 kW	294	59
C15 Kombi 1.1	HDZ (TU1M)	10.88 - 10.92	1124	B	40 kW	286	7
C15 Kombi 1.1	HDZ (TU1M)	08.88 - 07.96	1124	B	44 kW	286	7
C15 Kombi 1.4	KAZ	05.87 - 09.92	1360	B	49 kW	289	27
C15 Kombi 1.4	KDY (TU3M)	05.91 - 07.96	1360	B	55 kW	289	23
C15 Kombi 1.8 D	161A (XUD7)	04.87 - 08.00	1769	D	44 kW	293	53
C15 Pritsche/Fahrgestell (VDPD) 1.9 D	WJY (DW8B)	09.00 - 10.02	1868	D	51 kW	294	59
C2 (JM_) 1.1	HFX (TU1A)	09.03 - 09.12	1124	B	44 kW	287	10
C2 (JM_) 1.1	HFX (TU1JP)	09.03 - 09.12	1124	B	44 kW	286	7
C2 (JM_) 1.4 16V	KFU (ET3J4)	04.05 - 12.09	1360	B	65 kW	290	29
C2 (JM_) 1.4 HDi	8HX (DV4TD)	07.03 - 12.09	1398	D	50 kW	287	13
C2 (JM_) 1.4 HDi	8HX (DV4TD)	09.03 - 04.05	1398	D	51 kW	287	13
C2 (JM_) 1.4 HDi	8HZ (DV4TD)	07.03 - 12.09	1398	D	50 kW	287	13
C2 (JM_) 1.4	KFV (TU3A)	09.03 - 12.09	1360	B	54 kW	290	30
C2 (JM_) 1.4	KFV (TU3JP)	09.03 - 12.09	1360	B	54 kW	290	30
C2 (JM_) 1.4	KFV (TU3JP)	10.06 - 12.09	1360	B	55 kW	290	30
C2 (JM_) 1.6 HDi	9HZ (DV6TED4)	09.05 - 12.09	1560	D	80 kW	288	17
C2 (JM_) 1.6 VTS	NFS (TU5JP4S)	10.04 - 12.09	1587	B	90 kW	292	47
C2 (JM_) 1.6	NFU (TU5JP4)	07.03 - 10.10	1587	B	80 kW	293	49
C2 (JM_) 1.6	NFU (TU5JP4)	01.08 - 09.17	1587	B	81 kW	293	49
C2 ENTERPRISE (JG_) 1.1	HFX (TU1A)	11.03 - 12.09	1124	B	44 kW	287	10
C2 ENTERPRISE (JG_) 1.1	HFX (TU1JP)	11.03 - 12.09	1124	B	44 kW	286	7
C2 ENTERPRISE (JG_) 1.4 HDi	8HX (DV4TD)	09.06 - 12.09	1398	D	50 kW	287	13
C2 ENTERPRISE (JG_) 1.4 HDi	8HZ (DV4TD)	11.03 - 04.05	1398	D	51 kW	287	13
C25 Bus (280_, 290_) 1.9 D	D9B (XUD9A/U)	07.87 - 02.94	1905	D	51 kW	297	74
C25 Bus (280_, 290_) 2.0 E	170B (XN1T)	09.81 - 02.94	1971	B	58 kW	303	108
C25 Bus (280_, 290_) 2.5 D Turbo 4x4	CRD93LS (U25/673)	08.87 - 02.94	2500	D	70 kW	304	115
C25 Bus (280_, 290_) 2.5 D Turbo	CRD93LS (U25/673)	08.87 - 02.94	2500	D	70 kW	304	115
C25 Kasten (280_, 290_) 1.9 D 1400	DJY (XUD9A)	01.88 - 01.94	1905	D	51 kW	297	73
C25 Kasten (280_, 290_) 2.0 E	170B (XN1T)	09.81 - 03.94	1971	B	58 kW	303	108
C25 Kasten (280_, 290_) 2.0	170B (XN1T)	11.81 - 12.86	1971	B	57 kW	303	108
C25 Kasten (280_, 290_) 2.5 DT 4x4	CRD93LS (U25/673)	08.91 - 01.94	2500	D	70 kW	304	115
C25 Kasten (280_, 290_) 2.5 DT	CRD93LS (U25/673)	08.91 - 01.94	2500	D	70 kW	304	115
C25 Pritsche/Fahrgestell (280_, 290_) 2.5 DT	CRD93LS (U25/673)	01.87 - 01.94	2500	D	70 kW	304	115

			<b>ccm</b>		<b>kw</b>		<b>1</b>	<b>POS</b>
C3 AIRCROSS II (2R_, 2C_) 1.2 PureTech 110 (2RHNZB, 2RHNZW, 2RHNPX, 2RHNPJ)	HNP (EB2ADT)	06.17	1199	B	81 kW	289	22	
C3 AIRCROSS II (2R_, 2C_) 1.2 PureTech 110 (2RHNZB, 2RHNZW, 2RHNPX, 2RHNPJ)	HNV (EB2DTM)	06.17	1199	B	81 kW	289	22	
C3 AIRCROSS II (2R_, 2C_) 1.2 PureTech 110 (2RHNZB, 2RHNZW, 2RHNPX, 2RHNPJ)	HNZ (EB2DT)	06.17	1199	B	81 kW	289	22	
C3 AIRCROSS II (2R_, 2C_) 1.2 PureTech 130 (2RHNYH)	HNS (EB2ADTS)	07.17	1199	B	96 kW	289	22	
C3 AIRCROSS II (2R_, 2C_) 1.2 PureTech 130 (2RHNYH)	HNY (EB2DTS)	07.17	1199	B	96 kW	289	22	
C3 AIRCROSS II (2R_, 2C_) 1.2 PureTech 82 (2RHMRC, 2RHMZB)	HMZ (EB2F)	06.17	1199	B	60 kW	289	21	
C3 AIRCROSS II (2R_, 2C_) 1.5 BlueHdi 100 (2CYHYJ)	YHY (DV5RD)	08.18	1499	D	75 kW	291	35	
C3 AIRCROSS II (2R_, 2C_) 1.5 BlueHdi 100 (2CYHYJ)	YHY (DV5RD)	08.18	1499	D	73 kW	291	35	
C3 AIRCROSS II (2R_, 2C_) 1.5 BlueHdi 120 (2CYHXX)	YHX (DV5RC)	08.18	1499	D	88 kW	291	35	
C3 AIRCROSS II (2R_, 2C_) 1.6 BlueHdi 100 (2CBHYB)	BHY (DV6FD)	07.17	1560	D	73 kW	288	19	
C3 AIRCROSS II (2R_, 2C_) 1.6 BlueHdi 115 (2CBHXH)	BHX (DV6FC)	06.17	1560	D	85 kW	288	19	
C3 AIRCROSS II (2R_, 2C_) 1.6 BlueHdi 120 (2CBHZH)	BHZ (DV6FC)	07.17	1560	D	88 kW	288	19	
C3 AIRCROSS II (2R_, 2C_) 1.6 HDi 92 (2C9HPA)	9HP (DV6D)	10.17	1560	D	68 kW	288	19	
C3 AIRCROSS II (2R_, 2C_) 1.6 HDi 92 (2C9HPA)	9HP (DV6DTEd)	10.17	1560	D	68 kW	288	19	
C3 AIRCROSS II Van (2C_, 2R_) 1.5 BlueHdi 100	YHY (DV5RD)	05.19	1499	D	73 kW	291	35	
C3 AIRCROSS II Van (2C_, 2R_) 1.5 BlueHdi 120	YHX (DV5RC)	05.19	1499	D	88 kW	291	35	
C3 AIRCROSS II Van (2C_, 2R_) 1.6 BlueHdi 100	BHY (DV6FD)	05.19	1560	D	73 kW	288	19	
C3 AIRCROSS II Van (2C_, 2R_) PureTech 82	HMZ (EB2F)	05.19	1199	B	60 kW	289	21	
C3 AIRCROSS II Van (2C_, 2R_) PureTech 82	HNZ (EB2DT)	05.19	1199	B	81 kW	289	22	
C3 AIRCROSS I 1.5 Flex	YFY (TU4M)	11.15 - 12.17	1449	B/E	68 kW	291	34	
C3 AIRCROSS I 1.5 Flex	YFY (TU4M)	11.15 - 09.17	1449	B/E	68 kW	291	34	
C3 AIRCROSS I 1.5	YFZ (TU4M)	11.15	1449	B	66 kW	291	34	
C3 AIRCROSS I 1.6 Flex	EC5	07.12 - 03.21	1587	B/E	90 kW	292	46	
C3 AIRCROSS I 1.6 Flex	EC5	07.12	1587	B/E	90 kW	292	46	
C3 AIRCROSS I 1.6 Flex	NFU (TU5JP4)	07.12	1587	B/E	90 kW	293	49	
C3 AIRCROSS I 1.6 Flex	NFU (TU5JP4)	12.14	1587	B/E	83 kW	293	49	
C3 AIRCROSS I 1.6 Flex	NFX (TU5JP4)	08.10 - 06.12	1587	B/E	83 kW	292	46	
C3 AIRCROSS I 1.6 Vti Flex	EC5	06.17 - 03.21	1587	B/E	87 kW	292	46	
C3 AIRCROSS I 1.6 Vti	NFP (EC5)	06.13	1587	B	85 kW	292	47	
C3 AIRCROSS I 1.6 Vti	NFU (TU5JP4)	06.13	1587	B	85 kW	293	49	
C3 AIRCROSS I 1.6	NFU (TU5JP4)	08.10	1587	B	81 kW	293	49	
C3 I (FC_, FN_) 1.1 LPG	HFX (TU1A)	06.06 - 12.09	1124	B/G	44 kW	287	10	
C3 I (FC_, FN_) 1.1 LPG	HFX (TU1JP)	06.06 - 12.09	1124	B/G	44 kW	286	7	
C3 I (FC_, FN_) 1.1 i	HFX (TU1A)	02.02	1124	B	44 kW	287	10	
C3 I (FC_, FN_) 1.1 i	HFX (TU1JP)	02.02	1124	B	44 kW	286	7	
C3 I (FC_, FN_) 1.4 16V HDi	8HY (DV4TED4)	02.02	1398	D	66 kW	287	13	
C3 I (FC_, FN_) 1.4 16V	KFU (ET3J4)	12.03	1360	B	65 kW	290	29	
C3 I (FC_, FN_) 1.4 BiFuel	KFV (TU3JP)	09.08 - 12.09	1360	B/G	54 kW	290	30	
C3 I (FC_, FN_) 1.4 Flex	KFV (TU3JP)	12.05 - 07.12	1360	B/E	59 kW	290	30	
C3 I (FC_, FN_) 1.4 HDi	8HX (DV4TD)	02.02	1398	D	50 kW	287	13	
C3 I (FC_, FN_) 1.4 HDi	8HX (DV4TD)	05.05	1398	D	55 kW	287	13	
C3 I (FC_, FN_) 1.4 HDi	8HZ (DV4TD)	04.02 - 02.11	1398	D	52 kW	287	13	
C3 I (FC_, FN_) 1.4 HDi	8HZ (DV4TD)	02.02	1398	D	50 kW	287	13	
C3 I (FC_, FN_) 1.4 i Bivalent	KFV (TU3JP)	02.02	1360	B/G	54 kW	290	30	
C3 I (FC_, FN_) 1.4 i	KFV (TU3A)	02.02 - 11.10	1360	B	54 kW	290	30	
C3 I (FC_, FN_) 1.4 i	KFV (TU3JP)	02.02 - 11.10	1360	B	54 kW	290	30	
C3 I (FC_, FN_) 1.4	KFV (TU3A)	12.05 - 07.12	1360	B	58 kW	290	30	
C3 I (FC_, FN_) 1.6 16V HDi	9HX (DV6ATED4)	10.05	1560	D	66 kW	288	17	
C3 I (FC_, FN_) 1.6 16V HDi	9HZ (DV6TED4)	09.05	1560	D	80 kW	288	17	
C3 I (FC_, FN_) 1.6 16V	NFU (TU5JP4)	04.02 - 06.13	1587	B	81 kW	293	49	
C3 I (FC_, FN_) 1.6 16V	NFU (TU5JP4)	02.02 - 08.10	1587	B	80 kW	293	49	
C3 I (FC_, FN_) 1.6 Bioflex	NFU (TU5JP4)	06.05 - 12.13	1587	B/E	83 kW	293	49	
C3 II (SC_) 1.1 BiFuel	HFX (TU1A)	11.10	1124	B/G	44 kW	287	10	
C3 II (SC_) 1.1 i	HFV (TU1A)	09.09 - 01.13	1124	B	44 kW	287	9	
C3 II (SC_) 1.1 i	HFX (TU1A)	09.09 - 01.13	1124	B	44 kW	287	10	
C3 II (SC_) 1.1 i	HFX (TU1JP)	09.09 - 01.13	1124	B	44 kW	286	7	
C3 II (SC_) 1.2 PureTech Flex	HMZ (EB2F)	10.16	1199	B/E	66 kW	289	21	
C3 II (SC_) 1.2 THP 110	HNZ (EB2DT)	10.14	1199	B	81 kW	289	22	
C3 II (SC_) 1.2 Vti 82	HMZ (EB2)	06.12 - 09.16	1199	B	60 kW	289	21	
C3 II (SC_) 1.2 Vti 82	HMZ (EB2F)	06.12 - 09.16	1199	B	60 kW	289	21	
C3 II (SC_) 1.4 HDi 70 (SC8HZC, SC8HR0, SC8HP4)	8HP (DV4C)	11.09	1398	D	50 kW	287	11	
C3 II (SC_) 1.4 HDi 70 (SC8HZC, SC8HR0, SC8HP4)	8HR (DV4C)	11.09	1398	D	50 kW	287	13	








C3 II (SC_) 1.4 HDi 70 (SC8HZC, SC8HR0, SC8HP4)	8HZ (DV4TD)	11.09	1398	D	50 kW	287	13
C3 II (SC_) 1.4 LPG	8FN (EP3)	06.13	1397	B/G	70 kW	292	43
C3 II (SC_) 1.4 LPG	KFT (TU3A)	07.10	1360	B/G	54 kW	289	23
C3 II (SC_) 1.4 VTi 95	8FP (EP3C)	11.09	1397	B	70 kW	292	43
C3 II (SC_) 1.4 VTi	8FR (EP3)	11.09	1397	B	72 kW	292	43
C3 II (SC_) 1.4	K6E (TU3A)	11.09 - 09.16	1360	B	54 kW	289	25
C3 II (SC_) 1.4	KFT (TU3A)	11.09 - 09.16	1360	B	54 kW	289	23
C3 II (SC_) 1.4	KFT (TU3A)	11.09 - 09.16	1360	B	54 kW	289	23
C3 II (SC_) 1.4	KFT (TU3AE5)	11.09 - 09.16	1360	B	54 kW	290	28
C3 II (SC_) 1.4	KFV (TU3A)	11.09 - 09.16	1360	B	54 kW	290	30
C3 II (SC_) 1.5 Flex	YFY (TU4M)	08.12 - 12.16	1449	B/E	68 kW	291	34
C3 II (SC_) 1.5	YFZ (TU4M)	08.12	1449	B	66 kW	291	34
C3 II (SC_) 1.6 BlueHDi 100	BHY (DV6FD)	07.14	1560	D	73 kW	288	19
C3 II (SC_) 1.6 BlueHDi 75	9HK (DV6ETEDM)	04.15	1560	D	55 kW	288	19
C3 II (SC_) 1.6 BlueHDi 75	BHW (DV6FE)	04.15	1560	D	55 kW	288	19
C3 II (SC_) 1.6 HDi 110	9HR (DV6C)	11.09	1560	D	82 kW	288	19
C3 II (SC_) 1.6 HDi 115	9HD (DV6C)	09.12	1560	D	84 kW	288	18
C3 II (SC_) 1.6 HDi 90	9HX (DV6ATED4)	11.09	1560	D	66 kW	288	17
C3 II (SC_) 1.6 HDi	9HJ (DV6DTEDM)	11.09 - 09.16	1560	D	68 kW	288	19
C3 II (SC_) 1.6 HDi	9HP (DV6DTED)	11.09 - 09.16	1560	D	68 kW	288	19
C3 II (SC_) 1.6 VTi 120 Flex	EC5	01.12 - 09.16	1587	B/E	90 kW	292	46
C3 II (SC_) 1.6 VTi 120	5FS (EP6C)	11.09	1598	B	88 kW	291	37
C3 II (SC_) 1.6 VTi Flex	EC5	10.16	1587	B/E	87 kW	292	46
C3 II (SC_) 1.6 VTi Flex	NFU (TU5JP4)	10.16	1587	B/E	87 kW	293	49
C3 II Kasten/Schrägheck (SC_) 1.4 HDi	8HR (DV4C)	06.10 - 09.16	1398	D	50 kW	287	13
C3 II Kasten/Schrägheck (SC_) 1.4 HDi	8HZ (DV4TD)	06.10 - 09.16	1398	D	50 kW	287	13
C3 II Kasten/Schrägheck (SC_) 1.6 BlueHDi	BHW (DV6FE)	03.15 - 09.16	1560	D	55 kW	288	19
C3 III (SX) 1.2 PURETECH 110	HNZ (EB2DT)	03.21	1199	B	81 kW	289	22
C3 III (SX) 1.2 THP 110	HNP (EB2ADT)	07.16	1199	B	81 kW	289	22
C3 III (SX) 1.2 THP 110	HNV (EB2DTM)	07.16	1199	B	81 kW	289	22
C3 III (SX) 1.2 THP 110	HNZ (EB2DT)	07.16	1199	B	81 kW	289	22
C3 III (SX) 1.2 VTi 68	HMP (EB2FB)	07.16	1199	B	50 kW	289	21
C3 III (SX) 1.2 VTi 82 LPG	HMX (EB2)	07.16	1199	B/G	60 kW	289	21
C3 III (SX) 1.2 VTi 82 LPG	HMZ (EB2F)	07.16	1199	B/G	60 kW	289	21
C3 III (SX) 1.2 VTi 82	HMZ (EB2F)	07.16	1199	B	60 kW	289	21
C3 III (SX) 1.5 BlueHDi 100 (SXYHYP, SXYHTU)	YHY (DV5RD)	05.18	1499	D	75 kW	291	35
C3 III (SX) 1.6 BlueHDi 100	BHY (DV6FD)	07.16	1560	D	73 kW	288	19
C3 III (SX) 1.6 BlueHDi 75	BHW (DV6FE)	07.16	1560	D	55 kW	288	19
C3 III (SX) 1.6 Flex	NFP (EC5)	06.22	1587	E	88 kW	292	47
C3 III (SX) 1.6 HDi 90	9HJ (DV6DM)	09.16	1560	D	66 kW	288	18
C3 III (SX) 1.6 HDi 92	9HJ (DV6DTEDM)	11.17	1560	D	68 kW	288	19
C3 III (SX) 1.6 VTi (SXNFPT)	NFP (EC5)	02.17	1587	B	85 kW	292	47
C3 III Van (SX_, SY_) 1.2 VTi	HMZ (EB2F)	07.16	1199	B	60 kW	289	21
C3 III Van (SX_, SY_) BlueHDi 100	BHY (DV6FD)	03.19	1560	D	73 kW	288	19
C3 III Van (SX_, SY_) BlueHDi 100	YHY (DV5RD)	03.19	1499	D	75 kW	291	35
C3 III Van (SX_, SY_) BlueHDi 100	YHY (DV5RD)	03.19	1499	D	73 kW	291	35
C3 III Van (SX_, SY_) BlueHDi 75	BHW (DV6FE)	03.19	1560	D	55 kW	288	19
C3 III Van (SX_, SY_) PureTech 110	HNZ (EB2DT)	03.19	1199	B	81 kW	289	22
C3 PICASSO (SH_) 1.2 THP 110	HNZ (EB2DT)	01.15	1199	B	81 kW	289	22
C3 PICASSO (SH_) 1.4 VTi 95 LPG	8FN (EP3)	01.12	1397	B/G	70 kW	292	43
C3 PICASSO (SH_) 1.4 VTi 95	8FN (EP3)	02.09	1397	B	70 kW	292	43
C3 PICASSO (SH_) 1.4 VTi 95	8FP (EP3C)	02.09	1397	B	70 kW	292	43
C3 PICASSO (SH_) 1.4 VTi 95	8FS (EP3)	02.09	1397	B	70 kW	291	37
C3 PICASSO (SH_) 1.5 Flex	YFY (TU4M)	06.12 - 12.16	1449	B/E	68 kW	291	34
C3 PICASSO (SH_) 1.5 i	YFZ (TU4M)	06.13	1449	B	66 kW	291	34
C3 PICASSO (SH_) 1.6 BlueHDi 100	BHY (DV6FD)	01.15	1560	D	73 kW	288	19
C3 PICASSO (SH_) 1.6 Flex	EC5	07.11 - 12.16	1587	B/E	90 kW	292	46
C3 PICASSO (SH_) 1.6 Flex	NFU (TU5JP4)	07.11 - 12.16	1587	B/E	90 kW	293	49
C3 PICASSO (SH_) 1.6 Flex	NFX (TU5JP4)	05.11 - 06.12	1587	B/E	83 kW	292	46
C3 PICASSO (SH_) 1.6 HDi 90	9HP (DV6DTED)	07.10	1560	D	68 kW	288	19
C3 PICASSO (SH_) 1.6 HDi 110	9HR (DV6C)	05.10	1560	D	82 kW	288	19
C3 PICASSO (SH_) 1.6 HDi 115	9HD (DV6C)	01.13	1560	D	84 kW	288	18

			<b>ccm</b>		<b>kw</b>		<b>1 POS</b>
C3 PICASSO (SH_) 1.6 HDi	9HX (DV6ATED4)	02.09	1560	D	66 kW	288	17
C3 PICASSO (SH_) 1.6 HDi	9HZ (DV6TED4)	02.09	1560	D	80 kW	288	17
C3 PICASSO (SH_) 1.6 VTi 120	5FS (EP6C)	02.09	1598	B	88 kW	291	37
C3 PICASSO (SH_) 1.6 VTi 120	5FW (EP6)	02.09	1598	B	88 kW	291	39
C3 PICASSO (SH_) 1.6 VTi	5FP (EP6)	07.09	1598	B	84 kW	291	36
C3 PICASSO (SH_) 1.6	NFP (EC5)	06.13	1587	B	85 kW	292	47
C3 PICASSO (SH_) 1.6	NFU (TU5JP4)	04.11 - 06.13	1587	B	81 kW	293	49
C3 PICASSO (SH_) 1.6	NFX (TU5JP4)	04.11 - 06.13	1587	B	81 kW	292	46
C3 Pluriel (HB_) 1.4 HDi	8HX (DV4TD)	04.04	1398	D	50 kW	287	13
C3 Pluriel (HB_) 1.4	K1H (TU3A)	07.03	1360	B	55 kW	289	23
C3 Pluriel (HB_) 1.4	KFV (TU3A)	05.03	1360	B	54 kW	290	30
C3 Pluriel (HB_) 1.4	KFV (TU3A)	07.03	1360	B	55 kW	290	30
C3 Pluriel (HB_) 1.4	KFV (TU3JP)	05.03	1360	B	54 kW	290	30
C3 Pluriel (HB_) 1.4	KFW (TU3A)	07.03	1360	B	55 kW	289	27
C3 Pluriel (HB_) 1.6	NFU (TU5JP4)	05.03	1587	B	80 kW	293	49
C35 Bus 2.2 D	B22615	11.73 - 01.80	2175	D	45 kW	303	110
C35 Bus 2.5 D	B25637	02.80 - 01.94	2498	D	51 kW	304	115
C35 Kasten 2.2 D	B22615	11.73 - 01.80	2175	D	45 kW	303	110
C35 Kasten 2.5 D	B25637	02.80 - 01.94	2498	D	51 kW	304	115
C35 Pritsche/Fahrgestell 2.2 D	B22615	11.73 - 01.80	2175	D	45 kW	303	110
C35 Pritsche/Fahrgestell 2.5 D	B25637	02.80 - 01.94	2498	D	51 kW	304	115
C4 AIRCROSS 1.6 HDi 115 AWC	9HL (DV6C)	05.12	1560	D	84 kW	288	19
C4 AIRCROSS 1.6 HDi 115	9HD (DV6C)	04.12	1560	D	84 kW	288	18
C4 AIRCROSS 1.6 HDi 115	9HL (DV6C)	04.12	1560	D	84 kW	288	19
C4 CACTUS Van (0B_0P_) BlueHdi 100	BHY (DV6FD)	05.19	1560	D	73 kW	288	19
C4 CACTUS Van (0B_0P_) BlueHdi 100	YHY (DV5RD)	05.19	1499	D	73 kW	291	35
C4 CACTUS Van (0B_0P_) PureTech 110	HNP (EB2ADT)	05.19	1199	B	81 kW	289	22
C4 CACTUS Van (0B_0P_) PureTech 110	HNZ (EB2DT)	05.19	1199	B	81 kW	289	22
C4 CACTUS Van (0B_0P_) PureTech 130	HNY (EB2DTS)	05.19	1199	B	96 kW	289	22
C4 CACTUS Van (0B_0P_) PureTech 82	HMZ (EB2)	05.19	1199	B	60 kW	289	21
C4 CACTUS 1.2 PureTech 130	HNS (EB2ADTS)	11.17	1199	B	96 kW	289	22
C4 CACTUS 1.2 PureTech 130	HNY (EB2DTS)	11.17	1199	B	96 kW	289	22
C4 CACTUS 1.2 THP 110	HNP (EB2ADT)	09.14	1199	B	81 kW	289	22
C4 CACTUS 1.2 THP 110	HNV (EB2DTM)	09.14	1199	B	81 kW	289	22
C4 CACTUS 1.2 THP 110	HNZ (EB2DT)	09.14	1199	B	81 kW	289	22
C4 CACTUS 1.2 VTi 75 / PureTech 75	HMU (EB2D)	09.14	1199	B	55 kW	289	21
C4 CACTUS 1.2 VTi 75 / PureTech 75	HMU (EB2FD)	09.14	1199	B	55 kW	289	21
C4 CACTUS 1.2 VTi 82	HMZ (EB2F)	09.14	1199	B	60 kW	289	21
C4 CACTUS 1.5 BlueHdi 100	YHY (DV5RD)	06.18	1499	D	75 kW	291	35
C4 CACTUS 1.5 BlueHdi 100	YHY (DV5RD)	06.18	1499	D	73 kW	291	35
C4 CACTUS 1.5 BlueHdi 120	YHV (DV5RUC)	09.18	1499	D	88 kW	291	35
C4 CACTUS 1.5 BlueHdi 120	YHX (DV5RC)	09.18	1499	D	88 kW	291	35
C4 CACTUS 1.6 BlueHdi 100	BHY (DV6FD)	09.14	1560	D	73 kW	288	19
C4 CACTUS 1.6 HDi 90	9HJ (DV6DTEDM)	09.14	1560	D	68 kW	288	19
C4 CACTUS 1.6 HDi 90	9HP (DV6D)	09.14	1560	D	68 kW	288	19
C4 CACTUS 1.6 HDi 90	9HP (DV6DTEd)	09.14	1560	D	68 kW	288	19
C4 CACTUS 1.6 VTi 115	EC5	01.19	1587	B	85 kW	292	46
C4 CACTUS 1.6 VTi 120 Flex	EC5	09.18	1587	B/E	90 kW	292	46
C4 CACTUS 1.6 VTi 120 Flex	EC5	09.18	1587	B/E	87 kW	292	46
C4 Coupe (LA_) 1.4 16V	KFU (ET3J4)	11.04 - 07.11	1360	B	65 kW	290	29
C4 Coupe (LA_) 1.6 16V	NFU (TU5JP4)	11.04 - 07.11	1587	B	80 kW	293	49
C4 Coupe (LA_) 1.6 16V	NFU (TU5JP4)	03.11 - 12.13	1587	B	81 kW	293	49
C4 Coupe (LA_) 1.6 HDi	9HX (DV6ATED4)	11.04 - 07.11	1560	D	66 kW	288	17
C4 Coupe (LA_) 1.6 HDi	9HY (DV6TED4)	11.04 - 07.11	1560	D	80 kW	288	17
C4 Coupe (LA_) 1.6 HDi	9HZ (DV6TED4)	11.04 - 07.11	1560	D	80 kW	288	17
C4 Coupe (LA_) 1.6 THP 150	5FX (EP6DT)	07.08 - 12.13	1598	B	110 kW	292	41
C4 Coupe (LA_) 1.6 VTi 120	5FW (EP6)	07.08 - 07.11	1598	B	88 kW	291	39
C4 Coupe (LA_) 2.0 16V	RFK (EW10J4S)	11.04 - 12.10	1997	B	130 kW	300	87
C4 Coupe (LA_) 2.0 16V	RFN (EW10J4)	11.04 - 07.07	1997	B	100 kW	299	86
C4 Coupe (LA_) 2.0 HDi	RHF (DW10BTED4)	07.08 - 07.11	1997	D	103 kW	299	80
C4 Coupe (LA_) 2.0 HDi	RHR (DW10BTED4)	11.04 - 12.10	1997	D	100 kW	300	88
C4 Coupe (LA_) 2.0 VTR	RFJ (EW10A)	11.04 - 07.08	1997	B	103 kW	299	86








C4 GRAND PICASSO I (UA_) 1.6 16V	5FX (EP6DT)	10.08 - 08.13	1598	B	110 kW	292	41
C4 GRAND PICASSO I (UA_) 1.6 HDi 110	9HL (DV6C)	09.10 - 08.13	1560	D	82 kW	288	19
C4 GRAND PICASSO I (UA_) 1.6 HDi 110	9HR (DV6C)	09.10 - 08.13	1560	D	82 kW	288	19
C4 GRAND PICASSO I (UA_) 1.6 HDi	9HY (DV6TED4)	10.06 - 06.11	1560	D	80 kW	288	17
C4 GRAND PICASSO I (UA_) 1.6 HDi	9HZ (DV6TED4)	10.06 - 06.11	1560	D	80 kW	288	17
C4 GRAND PICASSO I (UA_) 1.6 THP 155	5FV (EP6CDT)	09.10 - 08.13	1598	B	115 kW	291	38
C4 GRAND PICASSO I (UA_) 1.6 VTi 120	5FW (EP6)	07.08 - 08.13	1598	B	88 kW	291	39
C4 GRAND PICASSO I (UA_) 1.8 i 16V Flex	6FY (EW7A)	06.09 - 01.13	1749	B/E	86 kW	295	61
C4 GRAND PICASSO I (UA_) 1.8 i 16V	6FY (EW7A)	10.06 - 12.10	1749	B	92 kW	295	61
C4 GRAND PICASSO I (UA_) 2.0 HDi 138	RHJ (DW10BTED4)	10.06 - 12.13	1997	D	100 kW	300	88
C4 GRAND PICASSO I (UA_) 2.0 HDi 138	RHR (DW10BTED4)	10.06 - 12.13	1997	D	100 kW	300	88
C4 GRAND PICASSO I (UA_) 2.0 HDi 150	RHE (DW10CTED4)	07.09 - 08.13	1997	D	110 kW	299	80
C4 GRAND PICASSO I (UA_) 2.0 HDi 165	RHH (DW10CTED4)	09.10 - 08.13	1997	D	120 kW	300	88
C4 GRAND PICASSO I (UA_) 2.0 i 16V	RFJ (EW10A)	10.06 - 08.13	1997	B	103 kW	299	86
C4 GRAND PICASSO I (UA_) 2.0 i 16V	RFJ (EW10A)	08.08 - 12.13	1997	B	105 kW	299	86
C4 GRAND PICASSO II (DA_ DE_) 1.2 THP 130	HNY (EB2DTS)	04.14	1199	B	96 kW	289	22
C4 GRAND PICASSO II (DA_ DE_) 1.6 BlueHDi 100	BHY (DV6FD)	01.15	1560	D	73 kW	288	19
C4 GRAND PICASSO II (DA_ DE_) 1.6 BlueHDi 120	BHZ (DV6FC)	07.14	1560	D	88 kW	288	19
C4 GRAND PICASSO II (DA_ DE_) 1.6 HDi / BlueHDi 115	9HC (DV6C)	09.13	1560	D	85 kW	288	18
C4 GRAND PICASSO II (DA_ DE_) 1.6 HDi / BlueHDi 115	BHX (DV6FC)	09.13	1560	D	85 kW	288	19
C4 GRAND PICASSO II (DA_ DE_) 1.6 HDi 90	9HP (DV6DTED)	09.13	1560	D	68 kW	288	19
C4 GRAND PICASSO II (DA_ DE_) 1.6 THP 150	5FX (EP6DT)	09.14	1598	B	110 kW	292	41
C4 GRAND PICASSO II (DA_ DE_) 1.6 THP 155	5FV (EP6CDT)	09.13	1598	B	115 kW	291	38
C4 GRAND PICASSO II (DA_ DE_) 1.6 THP 165	5GZ (EP6FDT)	07.14	1598	B	121 kW	292	41
C4 GRAND PICASSO II (DA_ DE_) 1.6 VTi 120	5FS (EP6C)	09.13	1598	B	88 kW	291	37
C4 GRAND PICASSO II (DA_ DE_) 2.0 BlueHDi 135	AHV (DW10FD)	09.13	1997	D	100 kW	299	80
C4 GRAND PICASSO II (DA_ DE_) 2.0 BlueHDi 135	RHD (DW10CB)	09.13	1997	D	100 kW	299	80
C4 GRAND PICASSO II (DA_ DE_) 2.0 BlueHDi 150	AHR (DW10FD)	06.13	1997	D	110 kW	299	81
C4 GRAND PICASSO II (DA_ DE_) 2.0 BlueHDi 150	AHX (DW10FD)	06.13	1997	D	110 kW	299	81
C4 I (LC_) 1.4 16V	KFU (ET3J4)	11.04 - 07.11	1360	B	65 kW	290	29
C4 I (LC_) 1.6 16V Bio-Flex	NFU (TU5JP4)	09.07 - 11.09	1587	B/E	80 kW	293	49
C4 I (LC_) 1.6 16V	NFU (TU5JP4)	11.04 - 12.12	1587	B	80 kW	293	49
C4 I (LC_) 1.6 Flex	N6A (TU5JP4)	09.09 - 12.14	1587	B/E	83 kW	292	47
C4 I (LC_) 1.6 HDi	9HX (DV6ATED4)	11.04 - 07.11	1560	D	66 kW	288	17
C4 I (LC_) 1.6 HDi	9HY (DV6TED4)	11.04 - 07.11	1560	D	80 kW	288	17
C4 I (LC_) 1.6 HDi	9HY (DV6TED4)	07.06 - 07.11	1560	D	85 kW	288	17
C4 I (LC_) 1.6 HDi	9HZ (DV6TED4)	11.04 - 07.11	1560	D	80 kW	288	17
C4 I (LC_) 1.6 THP 150	5FX (EP6DT)	07.08 - 12.13	1598	B	110 kW	292	41
C4 I (LC_) 1.6 VTi 120	5FW (EP6)	07.08 - 07.11	1598	B	88 kW	291	39
C4 I (LC_) 2.0 16V	RFJ (EW10A)	11.04 - 07.11	1997	B	103 kW	299	86
C4 I (LC_) 2.0 16V	RFJ (EW10A)	09.06 - 07.09	1997	B	105 kW	299	86
C4 I (LC_) 2.0 16V	RFK (EW10J4S)	11.04 - 11.09	1997	B	130 kW	300	87
C4 I (LC_) 2.0 16V	RFN (EW10J4)	11.04 - 11.09	1997	B	100 kW	299	86
C4 I (LC_) 2.0 16V	RFN (EW10J4)	01.07 - 11.14	1997	B	101 kW	299	86
C4 I (LC_) 2.0 HDi	RHF (DW10BTED4)	06.07 - 07.11	1997	D	103 kW	299	80
C4 I (LC_) 2.0 HDi	RHR (DW10BTED4)	11.04 - 07.11	1997	D	100 kW	300	88
C4 I (LC_) 2.0 HDi	RHZ (DW10ATED)	04.07 - 07.08	1997	D	81 kW	301	93
C4 I Kasten/Schrägheck (LR_) 2.0 HDi	RHR (DW10BTED4)	02.05 - 12.10	1997	D	100 kW	300	88
C4 I Stufenheck 1.6 16V	NFU (TU5JP4)	07.06 - 11.14	1587	B	80 kW	293	49
C4 I Stufenheck 1.6 HDi	9HY (DV6TED4)	07.06 - 11.14	1560	D	80 kW	288	17
C4 I Stufenheck 1.6 HDi	9HY (DV6TED4)	07.06 - 08.13	1560	D	85 kW	288	17
C4 I Stufenheck 1.6 HDi	9HZ (DV6TED4)	07.06 - 11.14	1560	D	80 kW	288	17
C4 I Stufenheck 1.6	NFU (TU5JP4)	03.11	1587	B	81 kW	293	49
C4 I Stufenheck 2.0 16V	RFJ (EW10A)	07.06 - 07.11	1997	B	103 kW	299	86
C4 I Stufenheck 2.0 16V	RFN (EW10J4)	06.07 - 11.14	1997	B	101 kW	299	86
C4 I Stufenheck 2.0 Exclusive 16V	RFJ (EW10A)	07.07 - 12.08	1997	B	105 kW	299	86
C4 I Stufenheck 2.0 Exclusive 16V	RFN (EW10J4)	07.07 - 12.08	1997	B	105 kW	299	86
C4 I Stufenheck 2.0 Flex	RFJ (EW10A)	10.08 - 07.13	1997	B/E	109 kW	299	86
C4 I Stufenheck 2.0 Flex	RFJ (EW10A)	10.08 - 07.13	1997	B/E	111 kW	299	86
C4 I Stufenheck 2.0 HDi	RHF (DW10BTED4)	06.07 - 12.10	1997	D	103 kW	299	80
C4 I Stufenheck 2.0 HDi	RHZ (DW10ATED)	04.07 - 12.11	1997	D	81 kW	301	93
C4 II (NC_) 1.2 THP 110	HNV (EB2DTM)	02.15 - 12.17	1199	B	81 kW	289	22



			<b>ccm</b>		<b>kw</b>		<b>1</b> POS
C4 II (NC_) 1.2 THP 110	HNZ (EB2DT)	02.15 - 12.17	1199	B	81 kW	289	22
C4 II (NC_) 1.2 THP 130	HNY (EB2DTS)	04.14	1199	B	96 kW	289	22
C4 II (NC_) 1.4 VTi 95	8FP (EP3C)	11.09	1397	B	70 kW	292	43
C4 II (NC_) 1.6 BlueHDi 100	BHY (DV6FD)	07.14	1560	D	73 kW	288	19
C4 II (NC_) 1.6 BlueHDi 115	BHX (DV6FC)	08.14	1560	D	85 kW	288	19
C4 II (NC_) 1.6 BlueHDi 120	BHZ (DV6FC)	02.15	1560	D	88 kW	288	19
C4 II (NC_) 1.6 Flex	N6A (TU5JP4)	02.09 - 12.15	1587	B/E	83 kW	292	47
C4 II (NC_) 1.6 HDi 110	9HR (DV6C)	11.09	1560	D	82 kW	288	19
C4 II (NC_) 1.6 HDi 115	9HD (DV6C)	07.12	1560	D	84 kW	288	18
C4 II (NC_) 1.6 HDi 115	9HR (DV6C)	07.12	1560	D	84 kW	288	19
C4 II (NC_) 1.6 HDi 90	9HJ (DV6DTEDM)	11.09	1560	D	68 kW	288	19
C4 II (NC_) 1.6 HDi 90	9HP (DV6DTEd)	11.09	1560	D	68 kW	288	19
C4 II (NC_) 1.6 THP 155	5FV (EP6CDT)	11.09 - 12.16	1598	B	115 kW	291	38
C4 II (NC_) 1.6 VTi 120 LPG	5FS (EP6C)	09.11	1598	B/G	88 kW	291	37
C4 II (NC_) 1.6 VTi 120	5FS (EP6C)	11.09 - 12.16	1598	B	88 kW	291	37
C4 II (NC_) 1.6	NFU (TU5JP4)	01.10	1587	B	81 kW	293	49
C4 II (NC_) 2.0 Flex	RFJ (EW10A)	02.09 - 07.13	1997	B/E	109 kW	299	86
C4 II (NC_) 2.0 Flex	RFJ (EW10A)	01.12 - 12.15	1997	B/E	111 kW	299	86
C4 II (NC_) 2.0 HDi / BlueHDi 150	AHR (DW10FD)	11.09	1997	D	110 kW	299	81
C4 II (NC_) 2.0 HDi / BlueHDi 150	RHE (DW10CTED4)	11.09	1997	D	110 kW	299	80
C4 II (NC_) 2.0 HDi / BlueHDi 160	RHH (DW10CTED4)	10.10	1997	D	120 kW	300	88
C4 II Kasten/Schrägheck (NC_) 1.6 BlueHDi	BHY (DV6FD)	07.14	1560	D	73 kW	288	19
C4 II Kasten/Schrägheck (NC_) 1.6 BlueHDi	BHZ (DV6FC)	02.15	1560	D	88 kW	288	19
C4 II Kasten/Schrägheck (NC_) 1.6 HDi	9HP (DV6DTEd)	06.10	1560	D	68 kW	288	19
C4 II Kasten/Schrägheck (NC_) 1.6 HDi	9HR (DV6C)	11.09	1560	D	82 kW	288	19
C4 II Stufenheck (NC_) 1.6 HDi	9HD (DV6C)	08.13	1560	D	84 kW	288	18
C4 II Stufenheck (NC_) 1.6 HDi	9HR (DV6C)	08.13	1560	D	84 kW	288	19
C4 II Stufenheck (NC_) 1.6 THP 165	5FM (EP6DT)	01.13	1598	B	121 kW	292	42
C4 II Stufenheck (NC_) 1.6 THP	5FE (EP6CDTMD)	01.13	1598	B	110 kW	292	42
C4 II Stufenheck (NC_) 1.6	5FS (EP6C)	01.13	1598	B	88 kW	291	37
C4 II Stufenheck (NC_) 1.6	NFP (EC5)	01.13	1587	B	85 kW	292	47
C4 II Stufenheck (NC_) 2.0 16V	RFJ (EW10A)	09.13	1997	B	105 kW	299	86
C4 II Stufenheck (NC_) 2.0 Flex	RFJ (EW10A)	09.13 - 12.16	1997	B/E	111 kW	299	86
C4 III (BA_, BB_, BC_) 1.2 PureTech 100 (BAHNEA, BAHNKA)	HNK (EB2ADTD)	04.21	1199	B	74 kW	289	22
C4 III (BA_, BB_, BC_) 1.2 PureTech 130 (BAHNSA, BAHNSB)	HNS (EB2ADTS)	10.20	1199	B	96 kW	289	22
C4 III (BA_, BB_, BC_) 1.2 PureTech 155 (BAHNNB, BAHNJD)	HNN (EB2ADTX)	01.21	1199	B	114 kW	289	22
C4 III (BA_, BB_, BC_) 1.5 BlueHDi 130 (BBYHZB)	YHZ (DV5RC)	10.20	1499	D	96 kW	291	35
C4 PICASSO I Großraumlimousine (UD_) 1.6 16V	5FX (EP6DT)	07.08 - 08.13	1598	B	110 kW	292	41
C4 PICASSO I Großraumlimousine (UD_) 1.6 HDi 110	9HR (DV6C)	09.10 - 08.13	1560	D	82 kW	288	19
C4 PICASSO I Großraumlimousine (UD_) 1.6 HDi	9HY (DV6TED4)	02.07 - 08.13	1560	D	80 kW	288	17
C4 PICASSO I Großraumlimousine (UD_) 1.6 HDi	9HZ (DV6TED4)	02.07 - 08.13	1560	D	80 kW	288	17
C4 PICASSO I Großraumlimousine (UD_) 1.6 THP 155	5FV (EP6CDT)	09.10 - 08.13	1598	B	115 kW	291	38
C4 PICASSO I Großraumlimousine (UD_) 1.6 VTi 120	5FW (EP6)	07.08 - 08.13	1598	B	88 kW	291	39
C4 PICASSO I Großraumlimousine (UD_) 1.8 Bifuel	6FY (EW7A)	01.09 - 10.12	1749	B/E	92 kW	295	61
C4 PICASSO I Großraumlimousine (UD_) 1.8 i 16V	6FY (EW7A)	02.07 - 12.11	1749	B	92 kW	295	61
C4 PICASSO I Großraumlimousine (UD_) 2.0 HDi 138	RHJ (DW10BTED4)	10.06 - 08.13	1997	D	100 kW	300	88
C4 PICASSO I Großraumlimousine (UD_) 2.0 HDi 138	RHR (DW10BTED4)	10.06 - 08.13	1997	D	100 kW	300	88
C4 PICASSO I Großraumlimousine (UD_) 2.0 HDi 150	RHE (DW10CTED4)	07.09 - 08.13	1997	D	110 kW	299	80
C4 PICASSO I Großraumlimousine (UD_) 2.0 HDi 165	RHH (DW10CTED4)	09.10 - 08.13	1997	D	120 kW	300	88
C4 PICASSO I Großraumlimousine (UD_) 2.0 i 16V	RFJ (EW10A)	09.07 - 08.13	1997	B	103 kW	299	86
C4 PICASSO I Großraumlimousine (UD_) 2.0 i 16V	RFN (EW10J4)	05.08 - 12.14	1997	B	105 kW	299	86
C4 PICASSO II Van (DD_) BlueHDi 150 (DDAHXT)	AHX (DW10FD)	09.13	1997	D	110 kW	299	81
C4 PICASSO II Van (DD_) HDi / e-HDi (DD9HP0, DD9HPT)	9HP (DV6DTEd)	02.13	1560	D	68 kW	288	19
C4 PICASSO II Van (DD_) THP 155 (DD5FV8)	5FV (EP6CDT)	02.13	1598	B	115 kW	291	38
C4 PICASSO II Van (DD_) VTi 120 (DD5FS0)	5FS (EP6C)	02.13	1598	B	88 kW	291	37
C4 PICASSO II Van (DD_) e-HDi (DD9HC8, DD9HCT)	9HC (DV6C)	02.13	1560	D	85 kW	288	18
C4 PICASSO II 1.2 THP 110	HNZ (EB2DT)	04.16	1199	B	81 kW	289	22
C4 PICASSO II 1.2 THP 130	HNY (EB2DTS)	04.14	1199	B	96 kW	289	22
C4 PICASSO II 1.6 BlueHDi 100	BHY (DV6FD)	12.14	1560	D	73 kW	288	19
C4 PICASSO II 1.6 BlueHDi 120	BHZ (DV6FC)	07.14	1560	D	88 kW	288	19
C4 PICASSO II 1.6 HDi / BlueHDi 115	9HC (DV6C)	02.13	1560	D	85 kW	288	18
C4 PICASSO II 1.6 HDi / BlueHDi 115	BHX (DV6FC)	02.13	1560	D	85 kW	288	19








C4 PICASSO II 1.6 HDi 90	9HP (DV6DTE)	02.13	1560	D	68 kW	288	19
C4 PICASSO II 1.6 THP 150	5FX (EP6DT)	09.14	1598	B	110 kW	292	41
C4 PICASSO II 1.6 THP 155	5FV (EP6CDT)	02.13	1598	B	115 kW	291	38
C4 PICASSO II 1.6 THP 165	5GZ (EP6FDT)	07.14	1598	B	121 kW	292	41
C4 PICASSO II 1.6 VTi 120	5FS (EP6C)	02.13	1598	B	88 kW	291	37
C4 PICASSO II 2.0 BlueHDi 135	AHV (DW10FD)	09.13	1997	D	100 kW	299	80
C4 PICASSO II 2.0 BlueHDi 135	RHD (DW10CB)	09.13	1997	D	100 kW	299	80
C4 PICASSO II 2.0 BlueHDi 150	AHR (DW10FD)	09.13	1997	D	110 kW	299	81
C4 PICASSO II 2.0 BlueHDi 150	AHX (DW10FD)	09.13	1997	D	110 kW	299	81
C4 SPACETOURER (3D_) 1.2 PureTech 110	HNX (EB2DTS)	04.18	1199	B	81 kW	289	22
C4 SPACETOURER (3D_) 1.2 PureTech 130	HNY (EB2DTS)	04.18	1199	B	96 kW	289	22
C4 SPACETOURER (3D_) 1.5 BlueHDi 130	YHZ (DV5RC)	05.18	1499	D	96 kW	291	35
C4 SPACETOURER (3D_) 1.6 BlueHDi 100	BHY (DV6FD)	04.18	1560	D	73 kW	288	19
C4 SPACETOURER (3D_) 1.6 BlueHDi 120	BHZ (DV6FC)	04.18	1560	D	88 kW	288	19
C4 SPACETOURER (3D_) 1.6 HDi 115	9HC (DV6C)	04.18	1560	D	85 kW	288	18
C4 SPACETOURER (3D_) 1.6 THP 165	5GZ (EP6FDT)	04.18	1598	B	121 kW	292	41
C4 SPACETOURER (3D_) 2.0 BlueHDi 150	AHX (DW10FD)	04.18	1997	D	110 kW	299	81
C4 SPACETOURER Van (3D_) BlueHDi 120	BHZ (DV6FC)	05.19	1560	D	88 kW	288	19
C4 SPACETOURER Van (3D_) BlueHDi 130	YHZ (DV5RC)	05.19	1499	D	96 kW	291	35
C4 SPACETOURER Van (3D_) PureTech 130	HNY (EB2DTS)	05.19	1199	B	96 kW	289	22
C4 X (BD_, BE_, BF_) 1.2 PureTech 130 (BDHNSB)	HNS (EB2ADTS)	09.22	1199	B	96 kW	289	22
C4 X (BD_, BE_, BF_) 1.5 BlueHDi 130 (BEYHZB)	YHZ (DV5RC)	09.22	1499	D	96 kW	291	35
C5 AIRCROSS (A_) 1.2 PureTech 130 (ARHNSJ)	HNS (EB2ADTS)	11.18	1199	B	96 kW	289	22
C5 AIRCROSS (A_) 1.5 BlueHDi 130 (ACYHZJ, ACYHZR)	YHZ (DV5RC)	11.18	1499	D	96 kW	291	35
C5 AIRCROSS (A_) 1.6 PureTech 180 (A45GFR)	5GF (EP6FADTXD)	11.18	1598	B	133 kW	292	42
C5 AIRCROSS (A_) 1.6 THP 165 (A45GYJ)	5GZ (EP6FDT)	05.19	1598	B	121 kW	292	41
C5 I (DC_) 1.8 16V (DC6FZB, DC6FZE)	6FZ (EW7J4)	03.01 - 08.04	1749	B	85 kW	295	61
C5 I (DC_) 2.0 16V (DCRFNC, DCRNFN)	RFN (EW10J4)	03.01 - 03.05	1997	B	100 kW	299	86
C5 I (DC_) 2.0 16V HPI (DCRLZB)	RLZ (EW10D)	03.01 - 08.04	1997	B	103 kW	301	97
C5 I (DC_) 2.0 HDi (DCRHYB)	RHY (DW10TD)	03.01 - 08.04	1997	D	66 kW	301	93
C5 I (DC_) 2.0 HDi (DCRHZB, DCRHZE)	RHZ (DW10ATED)	03.01 - 03.05	1997	D	80 kW	301	93
C5 I (DC_) 2.0 HDi	RHS (DW10ATED)	03.01 - 08.04	1997	D	79 kW	301	93
C5 I (DC_) 2.0 HDi	RHZ (DW10ATED)	03.01 - 08.04	1997	D	79 kW	301	93
C5 I (DC_) 2.2 HDi (DC4HXB, DC4HXE)	4HX (DW12TED4)	03.01 - 08.04	2179	D	98 kW	298	78
C5 I (DC_) 3.0 Carlsson HP	ES9J4SHP	08.01 - 08.04	2946	B	173 kW	303	106
C5 I (DC_) 3.0 V6 (DCXFXC, DCXFXF)	XFJ (ES9J4S)	03.01 - 09.04	2946	B	152 kW	303	107
C5 I (DC_) 3.0 V6 (DCXFXF)	XFJ (ES9J4S)	05.01 - 08.04	2946	B	157 kW	303	107
C5 I (DC_) 3.0 V6	XFJ (ES9J4S)	08.02 - 03.05	2946	B	154 kW	303	107
C5 I Break (DE_) 1.8 16V (DE6FZB, DE6FZE)	6FZ (EW7J4)	06.01 - 08.04	1749	B	85 kW	295	61
C5 I Break (DE_) 2.0 16V (DERFNF, DERFNC, RERFNC)	RFN (EW10J4)	06.01 - 09.04	1997	B	100 kW	299	86
C5 I Break (DE_) 2.0 16V HPI (DERLZB)	RLZ (EW10D)	06.01 - 08.04	1997	B	103 kW	301	97
C5 I Break (DE_) 2.0 HDi (DERHSB, DERHSE)	RHS (DW10ATED)	06.01 - 08.04	1997	D	79 kW	301	93
C5 I Break (DE_) 2.0 HDi (DERHSB, DERHSE)	RHZ (DW10ATED)	06.01 - 08.04	1997	D	79 kW	301	93
C5 I Break (DE_) 2.0 HDi (DERHYB)	RHY (DW10TD)	06.01 - 08.04	1997	D	66 kW	301	93
C5 I Break (DE_) 2.0 HDi (DERHZB, DERHZE)	RHZ (DW10ATED)	06.01 - 08.04	1997	D	80 kW	301	93
C5 I Break (DE_) 2.2 HDi (DE4HXB, DE4HXE)	4HX (DW12TED4)	06.01 - 08.04	2179	D	98 kW	298	78
C5 I Break (DE_) 3.0 Carlsson	XFJ (ES9J4S)	09.03 - 08.04	2946	B	173 kW	303	107
C5 I Break (DE_) 3.0 V6 (DEXFXC, DEXFXF)	XFJ (ES9J4S)	06.01 - 08.04	2946	B	152 kW	303	107
C5 II (RC_) 1.6 HDi (RC8HZB)	9HY (DV6TED4)	09.04 - 01.08	1560	D	80 kW	288	17
C5 II (RC_) 1.6 HDi (RC8HZB)	9HZ (DV6TED4)	09.04 - 01.08	1560	D	80 kW	288	17
C5 II (RC_) 1.8 16V (RC6FZB)	6FZ (EW7J4)	09.04 - 08.05	1749	B	85 kW	295	61
C5 II (RC_) 1.8 16V	6FY (EW7A)	09.05 - 01.08	1749	B	92 kW	295	61
C5 II (RC_) 2.0 16V (RCRFJB, RCRFJC)	RFJ (EW10A)	09.04 - 08.08	1997	B	103 kW	299	86
C5 II (RC_) 2.0 16V	RFJ (EW10A)	03.05 - 11.07	1997	B	105 kW	299	86
C5 II (RC_) 2.0 HDi (RCRHRH)	RHR (DW10BTED4)	09.04 - 01.08	1997	D	100 kW	300	88
C5 II (RC_) 2.2 HDi (RC4HXE)	4HX (DW12TED4)	09.04 - 08.08	2179	D	98 kW	298	78
C5 II (RC_) 2.2 HDi	4HP (DW12BTED4)	05.06 - 01.08	2179	D	120 kW	299	81
C5 II (RC_) 2.2 HDi	4HR (DW12BTED4)	05.06 - 01.08	2179	D	120 kW	299	81
C5 II (RC_) 2.2 HDi	4HT (DW12BTED4)	04.06 - 08.08	2179	D	125 kW	298	77
C5 II (RC_) 3.0 Carlsson HP	XFJ (ES9J4S)	09.04 - 01.08	2946	B	173 kW	303	107
C5 II (RC_) 3.0 V6 (RCXFUF)	XFU (ES9A)	08.04 - 09.08	2946	B	152 kW	303	106
C5 II (RC_) 3.0 V6 (RCXFUF)	XFJ (ES9J4S)	08.04 - 09.08	2946	B	152 kW	303	107

			<b>ccm</b>		<b>kw</b>		<b>1</b>	<b>POS</b>
C5 II (RC_) 3.0 V6	XFV (ES9A)	10.04 - 11.07	2946	B	155 kW	303	107	
C5 II Break (RE_) 1.6 HDi (RE9HZC, RE9HYB)	9HY (DV6TED4)	09.04 - 01.08	1560	D	80 kW	288	17	
C5 II Break (RE_) 1.6 HDi (RE9HZC, RE9HYB)	9HZ (DV6TED4)	09.04 - 01.08	1560	D	80 kW	288	17	
C5 II Break (RE_) 1.8 16V (RE6FYB)	6FY (EW7A)	09.05 - 01.08	1749	B	92 kW	295	61	
C5 II Break (RE_) 1.8 16V (RE6FZB)	6FZ (EW7J4)	09.04 - 08.05	1749	B	85 kW	295	61	
C5 II Break (RE_) 2.0 16V (RERFJB, RERFJC)	RFJ (EW10A)	09.04	1997	B	103 kW	299	86	
C5 II Break (RE_) 2.0 HDi (RERHRH)	RHR (DW10BTED4)	09.04	1997	D	100 kW	300	88	
C5 II Break (RE_) 2.2 HDi (RE4HPE, RE4HP2, RE4HRE, RE4HR2)	4HP (DW12BTED4)	05.06 - 01.08	2179	D	120 kW	299	81	
C5 II Break (RE_) 2.2 HDi (RE4HPE, RE4HP2, RE4HRE, RE4HR2)	4HR (DW12BTED4)	05.06 - 01.08	2179	D	120 kW	299	81	
C5 II Break (RE_) 2.2 HDi (RE4HTE, RE4HT2)	4HT (DW12BTED4)	04.06 - 08.08	2179	D	125 kW	298	77	
C5 II Break (RE_) 2.2 HDi (RE4HXE)	4HX (DW12TED4)	09.04	2179	D	98 kW	298	78	
C5 II Break (RE_) 3.0 (REXFUJ)	XFV (ES9J4S)	09.04 - 01.08	2946	B	173 kW	303	107	
C5 II Break (RE_) 3.0 V6 (REXFUF)	XFU (ES9A)	09.04 - 01.08	2946	B	152 kW	303	106	
C5 II Break (RE_) 3.0 V6 (REXFUJ)	XFU (ES9A)	10.04 - 04.07	2946	B	155 kW	303	106	
C5 III (RD_) 1.6 HDi 110	9HL (DV6C)	07.10	1560	D	82 kW	288	19	
C5 III (RD_) 1.6 HDi 110	9HR (DV6C)	07.10	1560	D	82 kW	288	19	
C5 III (RD_) 1.6 HDi 110	9HZ (DV6TED4)	02.08	1560	D	80 kW	288	17	
C5 III (RD_) 1.6 HDi 115	9HL (DV6C)	01.12	1560	D	84 kW	288	19	
C5 III (RD_) 1.6 HDi 115	9HR (DV6C)	01.12	1560	D	84 kW	288	19	
C5 III (RD_) 1.6 THP 150	5FN (EP6CDT)	07.10	1598	B	110 kW	291	38	
C5 III (RD_) 1.6 THP 155	5FV (EP6CDT)	04.09	1598	B	115 kW	291	38	
C5 III (RD_) 1.6 VTi 120	5FS (EP6C)	07.10	1598	B	88 kW	291	37	
C5 III (RD_) 1.6	5FM (EP6DT)	03.11	1598	B	120 kW	292	42	
C5 III (RD_) 1.8 16V	6FY (EW7A)	02.08	1749	B	92 kW	295	61	
C5 III (RD_) 2.0 16V BioFlex (RDRFJF)	RFJ (EW10A)	02.08 - 12.12	1997	B/E	103 kW	299	86	
C5 III (RD_) 2.0 16V	RFJ (EW10A)	02.08	1997	B	103 kW	299	86	
C5 III (RD_) 2.0 HDi (RDRHDA)	RHD (DW10CTED4)	02.08	1997	D	100 kW	299	80	
C5 III (RD_) 2.0 HDi (RDRHDA)	RHF (DW10BTED4)	02.08	1997	D	100 kW	299	80	
C5 III (RD_) 2.0 HDi (RDRHDA)	RHR (DW10BTED4)	02.08	1997	D	100 kW	300	88	
C5 III (RD_) 2.0 HDi 140	RHF (DW10BTED4)	11.08	1997	D	103 kW	299	80	
C5 III (RD_) 2.0 HDi 150 / BlueHDi 150 (RDRHEA, RDRHE8)	AHR (DW10FD)	04.09 - 02.15	1997	D	110 kW	299	81	
C5 III (RD_) 2.0 HDi 150 / BlueHDi 150 (RDRHEA, RDRHE8)	RHE (DW10CTED4)	04.09 - 02.15	1997	D	110 kW	299	80	
C5 III (RD_) 2.0 HDi 165	RHH (DW10CTED4)	04.09	1997	D	120 kW	300	88	
C5 III (RD_) 2.0 HDi 180	AHW (DW10FC)	03.15	1997	D	133 kW	299	81	
C5 III (RD_) 2.0 HDi	RHR (DW10BTED4)	10.14	1997	D	101 kW	300	88	
C5 III (RD_) 2.2 HDi (RD4HTH)	4HS (DW12BTED4)	02.08 - 12.11	2179	D	125 kW	299	81	
C5 III (RD_) 2.2 HDi (RD4HTH, RD4HPH, RD4HRH, RD4HSH)	4HP (DW12BTED4)	04.09 - 12.11	2179	D	120 kW	299	81	
C5 III (RD_) 2.2 HDi (RD4HTH, RD4HPH, RD4HRH, RD4HSH)	4HR (DW12BTED4)	04.09 - 12.11	2179	D	120 kW	299	81	
C5 III (RD_) 2.2 HDi 200	4HL (DW12C)	07.10	2179	D	150 kW	299	81	
C5 III (RD_) 2.7 HDi	DT17ED4	02.08	2720	D	150 kW	294	56	
C5 III (RD_) 2.7 HDi	UHZ (DT17TED4)	02.08	2720	D	150 kW	294	57	
C5 III (RD_) 3.0 HDi 240 (RDX8CA)	DT20C	04.09 - 10.14	2993	D	177 kW	298	76	
C5 III (RD_) 3.0 V6	XFU (ES9A)	02.08	2946	B	155 kW	303	106	
C5 III (RD_) 3.0 V6	XFV (ES9A)	02.08	2946	B	155 kW	303	107	
C5 III Break (RW_) 1.6 HDi 110	9HL (DV6C)	07.10	1560	D	82 kW	288	19	
C5 III Break (RW_) 1.6 HDi 110	9HR (DV6C)	07.10	1560	D	82 kW	288	19	
C5 III Break (RW_) 1.6 HDi 110	9HZ (DV6TED4)	02.08	1560	D	80 kW	288	17	
C5 III Break (RW_) 1.6 HDi 115	9HL (DV6C)	01.12	1560	D	84 kW	288	19	
C5 III Break (RW_) 1.6 HDi 115	9HR (DV6C)	01.12	1560	D	84 kW	288	19	
C5 III Break (RW_) 1.6 THP 150	5FN (EP6CDT)	04.09	1598	B	110 kW	291	38	
C5 III Break (RW_) 1.6 THP 155	5FV (EP6CDT)	04.09	1598	B	115 kW	291	38	
C5 III Break (RW_) 1.6 VTi 120	5FS (EP6C)	07.10	1598	B	88 kW	291	37	
C5 III Break (RW_) 1.8 16V (RW6FYC)	6FY (EW7A)	02.08 - 12.09	1749	B	92 kW	295	61	
C5 III Break (RW_) 2.0 16V (RWRFJC, RWRFJF)	RFJ (EW10A)	02.08 - 12.11	1997	B	103 kW	299	86	
C5 III Break (RW_) 2.0 16V BioFlex	RFJ (EW10A)	02.08	1997	B/E	103 kW	299	86	
C5 III Break (RW_) 2.0 HDi 140	RHF (DW10BTED4)	04.09	1997	D	103 kW	299	80	
C5 III Break (RW_) 2.0 HDi 150 / BlueHDi 150 (RWRHEJ, RWRHE8)	AHR (DW10FD)	04.09 - 02.15	1997	D	110 kW	299	81	
C5 III Break (RW_) 2.0 HDi 150 / BlueHDi 150 (RWRHEJ, RWRHE8)	RHE (DW10CTED4)	04.09 - 02.15	1997	D	110 kW	299	80	
C5 III Break (RW_) 2.0 HDi 165	RHH (DW10CTED4)	04.09	1997	D	120 kW	300	88	
C5 III Break (RW_) 2.0 HDi 180	AHW (DW10FC)	03.15	1997	D	133 kW	299	81	
C5 III Break (RW_) 2.0 HDi	RHD (DW10CTED4)	02.08	1997	D	100 kW	299	80	
C5 III Break (RW_) 2.0 HDi	RHR (DW10BTED4)	02.08	1997	D	100 kW	300	88	

















C5 III Break (RW_) 2.2 HDi (RW4HHTH)	4HT (DW12BTED4)	02.08 - 12.11	2179	D	125 kW	298	77
C5 III Break (RW_) 2.2 HDi 165	4HP (DW12BTED4)	02.08	2179	D	120 kW	299	81
C5 III Break (RW_) 2.2 HDi 200	4HL (DW12C)	07.10	2179	D	150 kW	299	81
C5 III Break (RW_) 2.7 HDi	DT17ED4	02.08	2720	D	150 kW	294	56
C5 III Break (RW_) 2.7 HDi	UHZ (DT17BTED4)	02.08	2720	D	150 kW	294	56
C5 III Break (RW_) 2.7 HDi	UHZ (DT17TED4)	02.08	2720	D	150 kW	294	57
C5 III Break (RW_) 3.0 HDi 240 (RWX8CA)	DT20C	04.09 - 10.14	2993	D	177 kW	298	76
C5 III Break (RW_) 3.0 V6 (RWXFVA, RWXFUA)	XFU (ES9A)	02.08 - 12.10	2946	B	155 kW	303	106
C5 III Break (RW_) 3.0 V6 (RWXFVA, RWXFUA)	XFV (ES9A)	02.08 - 12.10	2946	B	155 kW	303	107
C5 Kasten/Kombi (DE_, RE_) 1.6 HDi	9HY (DV6TED4)	09.04 - 01.08	1560	D	80 kW	288	17
C5 Kasten/Kombi (DE_, RE_) 1.6 HDi	9HZ (DV6TED4)	09.04 - 01.08	1560	D	80 kW	288	17
C5 Kasten/Kombi (DE_, RE_) 1.8	6FZ (EW7J4)	09.04 - 08.05	1749	B	85 kW	295	61
C5 Kasten/Kombi (DE_, RE_) 2.0 HDi	RHR (DW10BTED4)	09.04 - 01.08	1997	D	100 kW	300	88
C5 Kasten/Kombi (DE_, RE_) 2.0 HDi	RHS (DW10ATED)	06.02 - 08.04	1997	D	79 kW	301	93
C5 Kasten/Kombi (DE_, RE_) 2.0 HDi	RHY (DW10TD)	06.02 - 08.04	1997	D	66 kW	301	93
C5 Kasten/Kombi (DE_, RE_) 2.0 HDi	RHZ (DW10ATED)	06.02 - 08.04	1997	D	80 kW	301	93
C5 Kasten/Kombi (DE_, RE_) 2.0	RFJ (EW10A)	11.04 - 01.08	1997	B	103 kW	299	86
C5 X (ND_, NC_) PureTech 130 (NCHNSP)	HNS (EB2ADTS)	09.21	1199	B	96 kW	289	22
C5 X (ND_, NC_) PureTech 180 (ND5GFP)	5GF (EP6FADTXD)	09.21	1598	B	133 kW	292	42
C6 (TD_) 2.2 HDi	4HP (DW12BTED4)	06.06 - 12.10	2179	D	120 kW	299	81
C6 (TD_) 2.2 HDi	4HS (DW12BTED4)	06.06 - 12.12	2179	D	125 kW	299	81
C6 (TD_) 2.2 HDi	4HT (DW12BTED4)	06.06 - 12.12	2179	D	125 kW	298	77
C6 (TD_) 2.7 HDi	DT17ED4	09.05 - 12.12	2720	D	150 kW	294	56
C6 (TD_) 2.7 HDi	UHZ (DT17BTED4)	09.05 - 12.12	2720	D	150 kW	294	56
C6 (TD_) 2.7 HDi	UHZ (DT17TED4)	09.05 - 12.12	2720	D	150 kW	294	57
C6 (TD_) 3.0 HDi	DT20C	04.09 - 12.12	2993	D	177 kW	298	76
C6 (TD_) 3.0 HDi	DT20C	06.09 - 12.10	2993	D	155 kW	298	76
C6 (TD_) 3.0 V6	XFV (ES9A)	09.05 - 12.12	2946	B	155 kW	303	107
C6 (TD_) 3.0 V6	AFX (ES9J4S)	09.05 - 12.12	2946	B	155 kW	303	107
C8 (EA_, EB_) 2.0 16V	RFJ (EW10A)	09.05	1997	B	103 kW	299	86
C8 (EA_, EB_) 2.0 HDi 135	RHD (DW10CB)	03.06	1997	D	100 kW	299	80
C8 (EA_, EB_) 2.0 HDi 135	RHD (DW10CTED4)	03.06	1997	D	100 kW	299	80
C8 (EA_, EB_) 2.0 HDi 135	RHR (DW10BTED4)	03.06	1997	D	100 kW	300	88
C8 (EA_, EB_) 2.0 HDi 165	RHE (DW10CTED4)	03.06	1997	D	120 kW	299	80
C8 (EA_, EB_) 2.0 HDi 165	RHH (DW10CTED4)	03.06	1997	D	120 kW	300	88
C8 (EA_, EB_) 2.0 HDi	RHK (DW10UTED4)	07.06	1997	D	88 kW	300	88
C8 (EA_, EB_) 2.0 HDi	RHM (DW10ATED4)	07.02	1997	D	79 kW	300	89
C8 (EA_, EB_) 2.0 HDi	RHT (DW10ATED4)	07.02	1997	D	79 kW	300	90
C8 (EA_, EB_) 2.0 HDi	RHT (DW10ATED4)	07.02	1997	D	81 kW	300	90
C8 (EA_, EB_) 2.0 HDi	RHW (DW10ATED4)	07.02	1997	D	80 kW	300	91
C8 (EA_, EB_) 2.0	RFN (EW10J4)	06.02	1997	B	100 kW	299	86
C8 (EA_, EB_) 2.2 HDi	4HP (DW12BTED4)	06.07	2179	D	120 kW	299	81
C8 (EA_, EB_) 2.2 HDi	4HR (DW12BTED4)	06.07	2179	D	120 kW	299	81
C8 (EA_, EB_) 2.2 HDi	4HS (DW12BTED4)	06.06 - 12.12	2179	D	125 kW	299	81
C8 (EA_, EB_) 2.2 HDi	4HT (DW12BTED4)	06.06 - 12.12	2179	D	125 kW	298	77
C8 (EA_, EB_) 2.2 HDi	4HW (DW12TED4)	07.02	2179	D	94 kW	298	78
C8 (EA_, EB_) 3.0 V6	AFX (ES9J4S)	07.02	2946	B	150 kW	303	107
C8 Van (EA_, EB_) 2.0 (EBRFJC)	RFJ (EW10A)	06.04 - 12.11	1997	B	103 kW	299	86
C8 Van (EA_, EB_) 2.0 (EBRFNC, EBRFNE)	RFN (EW10J4)	11.03 - 11.04	1997	B	100 kW	299	86
C8 Van (EA_, EB_) 3.0 (EBXFWF, EAXFWF)	AFX (ES9J4S)	11.03 - 10.07	2946	B	150 kW	303	107
C8 Van (EA_, EB_) HDi (EB4HWB)	4HW (DW12TED4)	11.03 - 07.06	2179	D	94 kW	298	78
C8 Van (EA_, EB_) HDi 110 (EBRHTB)	RHT (DW10ATED4)	11.03 - 12.09	1997	D	81 kW	300	90
CX I (MA) 2000	829 A5	06.79 - 08.85	1995	B	78 kW	303	108
CX I (MA) 2200 D	M22-621	10.75 - 02.79	2175	D	49 kW	303	111
CX I (MA) 2200	J6T A500	06.81 - 08.85	2165	B	85 kW	303	108
CX I (MA) 25 D Turbo	M25-648	04.83 - 08.85	2499	D	70 kW	304	114
CX I Break (MA) 2000	829 A5	06.79 - 08.85	1995	B	78 kW	303	108
CX I Break (MA) 2200 D	M22-621	08.76 - 02.79	2175	D	49 kW	303	111
CX I Break (MA) 2200	J6T A500	06.81 - 08.85	2165	B	85 kW	303	108
CX I Break (MA) 2500 D Turbo	M25-648	04.83 - 08.85	2499	D	70 kW	304	114
CX II Break 20	829 A5	08.85 - 08.86	1995	B	78 kW	303	108
CX II Break 22 TRS	J6T A500	07.85 - 12.92	2165	B	83 kW	303	108

			<b>ccm</b>		<b>kw</b>		<b>1</b> <b>POS</b>
CX II Break 22TRS	J6T A500	07.85 - 07.89	2165	B	85 kW	303	108
CX II Break 25 D	M25-660	05.86 - 12.92	2499	D	54 kW	304	114
CX II Break 2500 D Turbo	M25-648	08.85 - 12.86	2499	D	70 kW	304	114
CX II 20 RE	829 A5	08.85 - 12.92	1995	B	78 kW	303	108
CX II 22 TRS	J6T A500	07.85 - 12.92	2165	B	83 kW	303	108
CX II 22 TRS	J6T A500	07.85 - 07.89	2165	B	85 kW	303	108
CX II 25 D Turbo	M25-648	08.85 - 12.86	2499	D	70 kW	304	114
CX II 25 D	M25-660	08.85 - 12.92	2499	D	54 kW	304	114
DS3 (SA_) 1.2 THP 110	HNZ (EB2DT)	10.14 - 03.15	1199	B	81 kW	289	22
DS3 (SA_) 1.2 VTI 82	HMZ (EB2)	01.13 - 03.15	1199	B	60 kW	289	21
DS3 (SA_) 1.2 VTI 82	HMZ (EB2F)	01.13 - 03.15	1199	B	60 kW	289	21
DS3 (SA_) 1.4 HDi 70 (SA8HP4)	8HP (DV4C)	04.10 - 07.15	1398	D	50 kW	287	11
DS3 (SA_) 1.4 HDi 70 (SA8HP4)	8HR (DV4C)	04.10 - 07.15	1398	D	50 kW	287	13
DS3 (SA_) 1.4 VTI 95 LPG	8FN (EP3)	08.12 - 07.15	1397	B/G	70 kW	292	43
DS3 (SA_) 1.4 VTI 95 LPG	8FR (EP3C)	08.12 - 07.15	1397	B/G	70 kW	292	42
DS3 (SA_) 1.4 VTI 95	8FP (EP3C)	04.10 - 07.15	1397	B	70 kW	292	43
DS3 (SA_) 1.4 VTI 98	8FR (EP3)	11.09 - 07.15	1397	B	72 kW	292	43
DS3 (SA_) 1.4 VTI 98	8FR (EP3C)	11.09 - 07.15	1397	B	72 kW	292	42
DS3 (SA_) 1.6 BlueHdi 100	BHY (DV6FD)	07.14 - 07.15	1560	D	73 kW	288	19
DS3 (SA_) 1.6 BlueHdi 120	BHZ (DV6FC)	10.13 - 07.15	1560	D	88 kW	288	19
DS3 (SA_) 1.6 BlueHdi 75	BHW (DV6FE)	03.15 - 07.15	1560	D	55 kW	288	19
DS3 (SA_) 1.6 HDi 110	9HR (DV6C)	11.09 - 07.15	1560	D	82 kW	288	19
DS3 (SA_) 1.6 HDi 115	9HD (DV6C)	08.12 - 07.15	1560	D	84 kW	288	18
DS3 (SA_) 1.6 HDi 115	9HL (DV6C)	08.12 - 07.15	1560	D	84 kW	288	19
DS3 (SA_) 1.6 HDi 115	BHX (DV6FC)	10.13 - 07.15	1560	D	85 kW	288	19
DS3 (SA_) 1.6 HDi 90	9HP (DV6DTED)	11.09 - 07.15	1560	D	68 kW	288	19
DS3 (SA_) 1.6 Racing	5FD (EP6DTS)	02.11 - 07.15	1598	B	152 kW	291	38
DS3 (SA_) 1.6 Racing	5FU (EP6CDTX)	02.11 - 07.15	1598	B	149 kW	291	38
DS3 (SA_) 1.6 THP 150	5FN (EP6CDT)	01.10 - 07.15	1598	B	110 kW	291	38
DS3 (SA_) 1.6 THP 150	5FX (EP6DT)	01.10 - 07.15	1598	B	110 kW	292	41
DS3 (SA_) 1.6 THP 155	5FR (EP6DT)	04.10 - 07.15	1598	B	115 kW	291	38
DS3 (SA_) 1.6 THP 155	5FV (EP6CDT)	04.10 - 07.15	1598	B	115 kW	291	38
DS3 (SA_) 1.6 THP 165	5GZ (EP6FDT)	10.14 - 06.15	1598	B	121 kW	292	41
DS3 (SA_) 1.6 THP160	5FM (EP6DT)	01.12 - 12.15	1598	B	120 kW	292	42
DS3 (SA_) 1.6 VTI 120	5FS (EP6C)	04.10 - 07.15	1598	B	88 kW	291	37
DS3 Cabriolet 1.2 THP 110	HNZ (EB2DT)	10.14 - 07.15	1199	B	81 kW	289	22
DS3 Cabriolet 1.2 VTI 82	HMZ (EB2F)	01.13 - 07.15	1199	B	60 kW	289	21
DS3 Cabriolet 1.6 BlueHdi 100	BHY (DV6FD)	07.14 - 07.15	1560	D	73 kW	288	19
DS3 Cabriolet 1.6 BlueHdi 100	BHY (DV6FD)	07.14 - 07.15	1560	D	75 kW	288	19
DS3 Cabriolet 1.6 BlueHdi 115	BHX (DV6FC)	10.13 - 07.15	1560	D	85 kW	288	19
DS3 Cabriolet 1.6 BlueHdi 120	BHZ (DV6FC)	07.14 - 07.15	1560	D	88 kW	288	19
DS3 Cabriolet 1.6 HDi 90	9HP (DV6DTED)	01.13 - 07.15	1560	D	68 kW	288	19
DS3 Cabriolet 1.6 Racing	5FD (EP6DTS)	03.14 - 07.15	1598	B	152 kW	291	38
DS3 Cabriolet 1.6 THP 150	5FN (EP6CDT)	01.13 - 07.15	1598	B	110 kW	291	38
DS3 Cabriolet 1.6 THP 155	5FV (EP6CDT)	01.13 - 07.15	1598	B	115 kW	291	38
DS3 Cabriolet 1.6 THP 165	5FM (EP6DT)	02.15 - 07.15	1598	B	120 kW	292	42
DS3 Cabriolet 1.6 THP 165	5GZ (EP6FDT)	10.14 - 07.15	1598	B	121 kW	292	41
DS3 Cabriolet 1.6 VTI 120	5FS (EP6C)	01.13 - 07.15	1598	B	88 kW	291	37
DS4 (NX_) 1.2 THP 130	HNY (EB2DTS)	07.14 - 07.15	1199	B	96 kW	289	22
DS4 (NX_) 1.6 BlueHdi 115	BHX (DV6FC)	07.14 - 07.15	1560	D	85 kW	288	19
DS4 (NX_) 1.6 BlueHdi 120	BHZ (DV6FC)	07.14 - 07.15	1560	D	88 kW	288	19
DS4 (NX_) 1.6 HDi 110	9HR (DV6C)	04.11 - 07.15	1560	D	82 kW	288	19
DS4 (NX_) 1.6 HDi 115	9HD (DV6C)	08.12 - 07.15	1560	D	84 kW	288	18
DS4 (NX_) 1.6 HDi 115	9HL (DV6C)	08.12 - 07.15	1560	D	84 kW	288	19
DS4 (NX_) 1.6 HDi 90	9HP (DV6DTED)	05.11 - 07.15	1560	D	68 kW	288	19
DS4 (NX_) 1.6 THP 150	5FE (EP6CDTMD)	04.11 - 07.15	1598	B	110 kW	292	42
DS4 (NX_) 1.6 THP 155	5FV (EP6CDT)	04.11 - 07.15	1598	B	115 kW	291	38
DS4 (NX_) 1.6 THP 160	5FM (EP6DT)	02.12 - 07.15	1598	B	120 kW	292	42
DS4 (NX_) 1.6 THP 165	5FM (EP6DT)	01.12 - 07.15	1598	B	121 kW	292	42
DS4 (NX_) 1.6 THP 165	5GZ (EP6FDT)	01.12 - 07.15	1598	B	121 kW	292	41
DS4 (NX_) 1.6 THP 200	5FU (EP6DTX)	04.11 - 07.15	1598	B	147 kW	291	38
DS4 (NX_) 1.6 VTI 120	5FS (EP6C)	04.11 - 07.15	1598	B	88 kW	291	37








							
DS4 (NX_) 2.0 BlueHDi 150	AHX (DW10FD)	07.14 - 07.15	1997	D	110 kW	299	81
DS4 (NX_) 2.0 BlueHDi 180	AHW (DW10FC)	07.14 - 07.15	1997	D	133 kW	299	81
DS4 (NX_) 2.0 HDi / BlueHDi 135	AHS (DW10FD)	09.11 - 07.15	1997	D	100 kW	299	80
DS4 (NX_) 2.0 HDi / BlueHDi 135	AHV (DW10FD)	09.11 - 07.15	1997	D	100 kW	299	80
DS4 (NX_) 2.0 HDi / BlueHDi 135	RHD (DW10CB)	09.11 - 07.15	1997	D	100 kW	299	80
DS4 (NX_) 2.0 HDi / BlueHDi 135	RHD (DW10CTED4)	09.11 - 07.15	1997	D	100 kW	299	80
DS4 (NX_) 2.0 HDi / BlueHDi 135	RHE (DW10CTED4)	09.11 - 07.15	1997	D	100 kW	299	80
DS4 (NX_) 2.0 HDi 165	RHH (DW10CTED4)	04.11 - 07.15	1997	D	120 kW	300	88
DS5 1.6 BlueHDi 120	BHZ (DV6FC)	07.14 - 07.15	1560	D	88 kW	288	19
DS5 1.6 HDi 110	9HR (DV6C)	11.11 - 07.15	1560	D	82 kW	288	19
DS5 1.6 HDi 115	9HD (DV6C)	06.12 - 07.15	1560	D	84 kW	288	18
DS5 1.6 HDi	BHX (DV6FC)	11.13 - 07.15	1560	D	85 kW	288	19
DS5 1.6 THP 150	5FE (EP6CDTMD)	11.11 - 07.15	1598	B	110 kW	292	42
DS5 1.6 THP 155	5FV (EP6CDT)	11.11 - 07.15	1598	B	115 kW	291	38
DS5 1.6 THP 165 Hybrid	5GZ (EP6FDT)	06.12 - 07.15	1598	B	121 kW	292	41
DS5 1.6 THP 165	5FM (EP6DT)	01.12 - 12.16	1598	B	121 kW	292	42
DS5 1.6 THP 165	5GZ (EP6FDT)	01.12 - 12.16	1598	B	121 kW	292	41
DS5 1.6 THP 200	5FU (EP6DTX)	11.11 - 07.15	1598	B	147 kW	291	38
DS5 2.0 BlueHDi 150	AHX (DW10FD)	07.14 - 07.15	1997	D	110 kW	299	81
DS5 2.0 BlueHDi 180	AHW (DW10FC)	08.13 - 07.15	1997	D	133 kW	299	81
DS5 2.0 HDi 135	RHD (DW10CB)	11.11 - 07.15	1997	D	100 kW	299	80
DS5 2.0 HDi 165	RHH (DW10CTED4)	11.11 - 07.15	1997	D	120 kW	300	88
DS5 2.0 HDi 200 Hybrid4 Allrad	RHC (DW10CTED4)	12.11 - 07.15	1997	E	147 kW	299	80
EVASION Großraumlimousine (22, U6) 1.8	LFZ (XU7JP)	05.97 - 07.02	1761	B	73 kW	295	64
EVASION Großraumlimousine (22, U6) 1.8	LFZ (XU7JP)	02.96 - 12.96	1761	B	76 kW	295	64
EVASION Großraumlimousine (22, U6) 1.9 TD	D8B (XUD9TF)	11.94 - 07.02	1905	D	66 kW	296	67
EVASION Großraumlimousine (22, U6) 1.9 TD	D8B (XUD9TF)	03.94 - 12.98	1905	D	68 kW	296	67
EVASION Großraumlimousine (22, U6) 2.0 16V	RFN (EW10J4)	05.00 - 07.02	1997	B	100 kW	299	86
EVASION Großraumlimousine (22, U6) 2.0 16V	RFV (XU10J4R)	05.98 - 12.01	1998	B	97 kW	302	102
EVASION Großraumlimousine (22, U6) 2.0 HDi 16V	RHW (DW10ATED4)	09.99 - 07.02	1997	D	80 kW	300	91
EVASION Großraumlimousine (22, U6) 2.0 HDi	RHZ (DW10ATED)	08.99 - 07.02	1997	D	80 kW	301	93
EVASION Großraumlimousine (22, U6) 2.0 Turbo C.T.	RGX (XU10J2TE)	06.94 - 07.02	1998	B	108 kW	302	100
EVASION Großraumlimousine (22, U6) 2.1 TD	P8C (XUD11BTE)	05.96 - 07.02	2088	D	80 kW	299	84
EVASION Van (U6_, AF_) 2.0 (AFRFVB)	RFV (XU10J4R)	05.98 - 04.00	1998	B	97 kW	302	102
EVASION Van (U6_, AF_) DT (U6UC)	D8B (XUD9TE)	10.95 - 12.98	1905	D	68 kW	296	66
EVASION Van (U6_, AF_) DT (U6UW)	P8C (XUD11BTE)	11.96 - 08.00	2088	D	80 kW	299	84
EVASION Van (U6_, AF_) HDi (AFRHWB)	RHW (DW10ATED4)	09.99 - 10.02	1997	D	80 kW	300	91
EVASION Van (U6_, AF_) HDi (AFRHZA)	RHZ (DW10ATED)	09.99 - 10.02	1997	D	80 kW	301	93
EVASION Van (U6_, AF_) TD (U6UJ)	D8B (XUD9TE)	11.94 - 07.02	1905	D	66 kW	296	66
GRAND C4 SPACETOURER (3A_, 3E_) 1.2 PureTech 130	HNS (EB2ADTS)	04.18	1199	B	96 kW	289	22
GRAND C4 SPACETOURER (3A_, 3E_) 1.2 PureTech 130	HNY (EB2DTS)	04.18	1199	B	96 kW	289	22
GRAND C4 SPACETOURER (3A_, 3E_) 1.5 BlueHDi 130	YHZ (DV5RC)	05.18	1499	D	96 kW	291	35
GRAND C4 SPACETOURER (3A_, 3E_) 1.6 BlueHDi 100	BHY (DV6FD)	04.18	1560	D	73 kW	288	19
GRAND C4 SPACETOURER (3A_, 3E_) 1.6 BlueHDi 120	BHZ (DV6FC)	04.18	1560	D	88 kW	288	19
GRAND C4 SPACETOURER (3A_, 3E_) 1.6 HDi 115	9HC (DV6C)	04.18	1560	D	85 kW	288	18
GRAND C4 SPACETOURER (3A_, 3E_) 1.6 PureTech 180	5GF (EP6FADTXD)	04.18	1598	B	133 kW	292	42
GRAND C4 SPACETOURER (3A_, 3E_) 1.6 THP 165	5GZ (EP6FDT)	04.18	1598	B	121 kW	292	41
GRAND C4 SPACETOURER (3A_, 3E_) 2.0 BlueHDi 150	AHR (DW10FD)	04.18	1997	D	110 kW	299	81
GRAND C4 SPACETOURER (3A_, 3E_) 2.0 BlueHDi 150	AHX (DW10FD)	04.18	1997	D	110 kW	299	81
GRAND C4 SPACETOURER Van (3A_, 3E_) BlueHDi 130	YHZ (DV5RC)	05.19	1499	D	96 kW	291	35
GRAND C4 SPACETOURER Van (3A_, 3E_) PureTech 130	HNY (EB2DTS)	05.19	1199	B	96 kW	289	22
JUMPER Bus (230P) 1.9 D	D9B (XUD9A/U)	01.99 - 04.02	1905	D	51 kW	297	74
JUMPER Bus (230P) 1.9 TD 4x4	D8C (XUD9UTF)	08.96 - 04.02	1905	D	68 kW	296	68
JUMPER Bus (230P) 1.9 TD	D8C (XUD9UTF)	02.94 - 04.02	1905	D	68 kW	296	68
JUMPER Bus (230P) 1.9 TD	D8C (XUD9UTF)	08.94 - 04.02	1905	D	66 kW	296	68
JUMPER Bus (230P) 2.5 D 4x4	T9A (DJ5)	08.96 - 04.02	2446	D	63 kW	304	113
JUMPER Bus (230P) 2.5 D	T9A (DJ5)	08.94 - 04.02	2446	D	63 kW	304	113
JUMPER Bus (230P) 2.5 TD 4x4	T8A (DJ5T)	08.96 - 04.02	2446	D	76 kW	304	113
JUMPER Bus (230P) 2.5 TDI 4x4	THX (DJ5TED)	12.96 - 11.00	2446	D	79 kW	303	112
JUMPER Bus (230P) 2.5 TD	T8A (DJ5T)	08.94 - 04.02	2446	D	76 kW	304	113
JUMPER Bus (230P) 2.5 TDi	THX (DJ5TED)	12.96 - 11.00	2446	D	79 kW	303	112
JUMPER Bus (230P) 2.8 HDi 4x4	8140.43S	09.00 - 04.02	2800	D	94 kW	304	118

			<b>ccm</b>		<b>kw</b>		<b>1</b> POS
JUMPER Bus (230P) 2.8 HDi	8140.43S	09.00 - 04.02	2800	D	94 kW	304	118
JUMPER Bus (244, Z_) 2.0 HDi	RHV (DW10UTD)	04.02 - 06.06	1997	D	62 kW	301	93
JUMPER Bus (244, Z_) 2.0 bivalent	XU10J2	02.03 - 06.06	1998	B/G	81 kW	303	105
JUMPER Bus (244, Z_) 2.0	XU10J2	04.02 - 06.06	1998	B	81 kW	303	105
JUMPER Bus (244, Z_) 2.2 HDi	4HY (DW12UTED)	04.02 - 06.06	2179	D	74 kW	298	79
JUMPER Bus (244, Z_) 2.3 HDi	F1AE0481T	08.08	2287	D	93 kW	303	109
JUMPER Bus (244, Z_) 2.8 HDi Allrad	8140.43S	04.02 - 06.06	2800	D	94 kW	304	118
JUMPER Bus (244, Z_) 2.8 HDi	8140.43C	06.03 - 06.06	2798	D	77 kW	304	117
JUMPER Bus (244, Z_) 2.8 HDi	8140.43S	04.02 - 09.09	2800	D	94 kW	304	118
JUMPER Bus 2.2 BlueHDi 140	4HB (DW12RUD)	08.19	2179	D	103 kW	299	81
JUMPER Bus 2.2 BlueHDi 165	4HH (DW12RUC)	08.19	2179	D	121 kW	299	81
JUMPER Bus 2.2 HDi 100	4HV (P22DTE)	04.06	2198	D	74 kW	302	98
JUMPER Bus 2.2 HDi 120	4HU (P22DTE)	04.06	2198	D	88 kW	302	98
JUMPER Bus 3.0 HDi 155	F1CE0481D (F30DT)	07.10	2999	D	115 kW	304	120
JUMPER Bus 3.0 HDi 160	F1CE0481D (F30DT)	09.06	2999	D	116 kW	304	120
JUMPER Bus 3.0 HDi 180	F1CE0481D (F30DT)	07.11	2999	D	130 kW	304	120
JUMPER Kasten (230L) 1.9 D	D9B (XUD9AU)	02.94 - 04.02	1905	D	51 kW	297	74
JUMPER Kasten (230L) 1.9 D	DJY (XUD9A)	07.99 - 04.02	1905	D	50 kW	297	73
JUMPER Kasten (230L) 1.9 TD	D8C (XUD9UTF)	03.94 - 04.02	1905	D	68 kW	296	68
JUMPER Kasten (230L) 2.0 HDi	RHV (DW10TD)	11.01 - 04.02	1997	D	62 kW	301	93
JUMPER Kasten (230L) 2.0 HDi	RHV (DW10UTD)	11.01 - 04.02	1997	D	62 kW	301	93
JUMPER Kasten (230L) 2.5 D 4x4	T9A (DJ5)	03.00 - 04.02	2446	D	63 kW	304	113
JUMPER Kasten (230L) 2.5 DT 4x4	THZ (DJ5T)	10.96 - 08.97	2446	D	76 kW	304	113
JUMPER Kasten (230L) 2.5 D	T9A (DJ5)	03.94 - 04.02	2446	D	63 kW	304	113
JUMPER Kasten (230L) 2.5 TD	T8A (DJ5T)	03.94 - 04.02	2446	D	76 kW	304	113
JUMPER Kasten (230L) 2.5 TDi 4x4	THX (DJ5TED)	03.00 - 11.00	2446	D	79 kW	303	112
JUMPER Kasten (230L) 2.5 TDi	THX (DJ5TED)	12.96 - 11.00	2446	D	79 kW	303	112
JUMPER Kasten (230L) 2.8 HDi 4x4	8140.43S	09.00 - 04.02	2800	D	94 kW	304	118
JUMPER Kasten (230L) 2.8 HDi	8140.43S	09.00 - 04.02	2800	D	94 kW	304	118
JUMPER Kasten (244) 2.0 HDi	RHV (DW10TD)	04.02 - 06.06	1997	D	62 kW	301	93
JUMPER Kasten (244) 2.0 HDi	RHV (DW10UTD)	04.02 - 06.06	1997	D	62 kW	301	93
JUMPER Kasten (244) 2.0 bivalent	XU10J2	02.03 - 06.06	1998	B/G	81 kW	303	105
JUMPER Kasten (244) 2.0	XU10J2	04.02 - 06.06	1998	B	81 kW	303	105
JUMPER Kasten (244) 2.2 HDi	4HY (DW12UTED)	04.02 - 06.06	2179	D	74 kW	298	79
JUMPER Kasten (244) 2.3 HDi	F1AE0481T	04.06	2287	D	93 kW	303	109
JUMPER Kasten (244) 2.8 HDi 4x4	8140.43S	04.02 - 06.06	2800	D	94 kW	304	118
JUMPER Kasten (244) 2.8 HDi	8140.43C	06.03 - 06.06	2798	D	77 kW	304	117
JUMPER Kasten (244) 2.8 HDi	8140.43N	04.04 - 06.06	2798	D	107 kW	304	118
JUMPER Kasten (244) 2.8 HDi	8140.43S	04.02 - 09.09	2800	D	94 kW	304	118
JUMPER Kasten (244) 2.8 HDi	8140.43S	07.05 - 10.10	2800	D	89 kW	304	118
JUMPER Kasten 2.2 BlueHDi 140	4HB (DW12RUD)	08.19	2179	D	103 kW	299	81
JUMPER Kasten 2.2 BlueHDi 165	4HH (DW12RUC)	08.19	2179	D	121 kW	299	81
JUMPER Kasten 2.2 HDi 100	4HV (P22DTE)	04.06 - 12.12	2198	D	74 kW	302	98
JUMPER Kasten 2.2 HDi 120	4HU (P22DTE)	04.06	2198	D	88 kW	302	98
JUMPER Kasten 3.0 HDi 155	F1CE0481D (F30DT)	07.10	2999	D	115 kW	304	120
JUMPER Kasten 3.0 HDi 160	F1CE0481D (F30DT)	09.06	2999	D	116 kW	304	120
JUMPER Kasten 3.0 HDi 180	F1CE0481D (F30DT)	07.11	2999	D	130 kW	304	120
JUMPER Pritsche/Fahrgestell (230) 1.9 TD	D8C (XUD9UTF)	03.94 - 04.02	1905	D	68 kW	296	68
JUMPER Pritsche/Fahrgestell (230) 2.5 D 4x4	T9A (DJ5)	03.00 - 04.02	2446	D	63 kW	304	113
JUMPER Pritsche/Fahrgestell (230) 2.5 D	T9A (DJ5)	03.94 - 04.02	2446	D	63 kW	304	113
JUMPER Pritsche/Fahrgestell (230) 2.5 TD	T8A (DJ5T)	03.94 - 04.02	2446	D	76 kW	304	113
JUMPER Pritsche/Fahrgestell (230) 2.5 TDi 4x4	THX (DJ5TED)	03.00 - 04.02	2446	D	79 kW	303	112
JUMPER Pritsche/Fahrgestell (230) 2.5 TDi	THX (DJ5TED)	12.96 - 04.02	2446	D	79 kW	303	112
JUMPER Pritsche/Fahrgestell (230) 2.8 HDi	8140.43S	09.00 - 04.02	2800	D	94 kW	304	118
JUMPER Pritsche/Fahrgestell (244) 2.0 HDi	RHV (DW10UTD)	04.02 - 06.06	1997	D	62 kW	301	93
JUMPER Pritsche/Fahrgestell (244) 2.2 HDi	4HY (DW12UTED)	04.02 - 06.06	2179	D	74 kW	298	79
JUMPER Pritsche/Fahrgestell (244) 2.8 HDi 4x4	8140.43S	02.02 - 06.06	2800	D	94 kW	304	118
JUMPER Pritsche/Fahrgestell (244) 2.8 HDi	8140.43N	05.04 - 06.06	2798	D	107 kW	304	118
JUMPER Pritsche/Fahrgestell (244) 2.8 HDi	8140.43S	04.02 - 06.06	2800	D	94 kW	304	118
JUMPER Pritsche/Fahrgestell 2.2 BlueHDi 140	4HB (DW12RUD)	08.19	2179	D	103 kW	299	81
JUMPER Pritsche/Fahrgestell 2.2 BlueHDi 165	4HH (DW12RUC)	08.19	2179	D	121 kW	299	81
JUMPER Pritsche/Fahrgestell 2.2 HDi 100	4HV (P22DTE)	04.06	2198	D	74 kW	302	98








JUMPER Pritsche/Fahrgestell 2.2 HDi 120	4HU (P22DTE)	04.06	2198	D	88 kW	302	98
JUMPER Pritsche/Fahrgestell 3.0 HDi 160	F1CE0481D (F30DT)	09.06	2999	D	116 kW	304	120
JUMPER Pritsche/Fahrgestell 3.0 HDi 180	F1CE0481D (F30DT)	07.11	2999	D	130 kW	304	120
JUMPY (U6U_) 1.9 D 70	WJY (DW8B)	04.98 - 11.03	1868	D	51 kW	294	59
JUMPY (U6U_) 1.9 D 70	WJZ (DW8)	04.98 - 11.03	1868	D	51 kW	295	60
JUMPY (U6U_) 1.9 D	D9B (XUD9A/U)	10.95 - 08.98	1905	D	51 kW	297	74
JUMPY (U6U_) 1.9 TD	D8B (XUD9TF)	04.96 - 11.03	1905	D	68 kW	296	67
JUMPY (U6U_) 2.0 HDi 110	RHW (DW10ATED4)	03.00 - 10.06	1997	D	80 kW	300	91
JUMPY (U6U_) 2.0 HDi 110	RHZ (DW10ATED)	03.00 - 10.06	1997	D	80 kW	301	93
JUMPY (U6U_) 2.0 HDi 110	RHZ (DW10BTED)	03.00 - 10.06	1997	D	80 kW	301	94
JUMPY (U6U_) 2.0 HDi 110	RHZ (DW10BTED+)	03.00 - 10.06	1997	D	80 kW	301	95
JUMPY (U6U_) 2.0 HDi 110	RHZ (DW10CTED)	03.00 - 10.06	1997	D	80 kW	301	96
JUMPY (U6U_) 2.0 HDi 110	RHZ (DW10CTED+)	03.00 - 10.06	1997	D	80 kW	301	96
JUMPY (U6U_) 2.0 HDi 95	RHX (DW10BTED)	10.99 - 10.06	1997	D	69 kW	301	92
JUMPY (U6U_) 2.0 i 16V	RFN (EW10J4)	03.00 - 10.06	1997	B	102 kW	299	86
JUMPY (U6U_) 2.0	RFN (EW10J4)	04.00 - 12.06	1997	B	100 kW	299	86
JUMPY (VF7) 1.6 HDi 90 16V	9HU (DV6UTED4)	01.07 - 03.16	1560	D	66 kW	288	20
JUMPY (VF7) 1.6 HDi 90 8V	9HH (DV6DUM)	01.07 - 03.16	1560	D	66 kW	288	18
JUMPY (VF7) 1.6 HDi 90 8V	9HM (DV6UC)	01.07 - 03.16	1560	D	66 kW	288	18
JUMPY (VF7) 2.0 HDi 120	RHK (DW10UTED4)	01.07 - 03.16	1997	D	88 kW	300	88
JUMPY (VF7) 2.0 HDi 125	AHZ (DW10CD)	07.11 - 03.16	1997	D	94 kW	299	82
JUMPY (VF7) 2.0 HDi 140	RHR (DW10BTED4)	01.07 - 03.16	1997	D	100 kW	300	88
JUMPY (VF7) 2.0 HDi 165	RHH (DW10CTED4)	07.10 - 03.16	1997	D	120 kW	300	88
JUMPY (VF7) 2.0 HDi 95	AHY (DW10CE)	07.11 - 03.16	1997	D	72 kW	299	82
JUMPY (VF7) 2.0 i	RFJ (EW10A)	01.07 - 03.16	1997	B	103 kW	299	86
JUMPY Bus (V_) 1.5 BlueHDi 100	YHR (DV5RUCd)	06.18	1499	D	75 kW	291	35
JUMPY Bus (V_) 1.5 BlueHDi 120	YHV (DV5RUC)	06.18	1499	D	88 kW	291	35
JUMPY Bus (V_) 1.6 BlueHDi 115	BHX (DV6FCU)	04.16	1560	D	85 kW	288	19
JUMPY Bus (V_) 1.6 BlueHDi 95	BHS (DV6FDU)	04.16	1560	D	70 kW	288	18
JUMPY Bus (V_) 1.6 BlueHDi 95	BHV (DV6FDU)	04.16	1560	D	70 kW	288	19
JUMPY Bus (V_) 2.0 BlueHDi 150	AHR (DW10FD)	04.16	1997	D	110 kW	299	81
JUMPY Bus (V_) 2.0 BlueHDi 150	AHX (DW10FD)	04.16	1997	D	110 kW	299	81
JUMPY Bus (V_) 2.0 BlueHDi 180	AHH (DW10FC)	04.16	1997	D	130 kW	299	81
JUMPY Kasten (BS_, BT_, BY_, BZ_) 1.9 D 70	WJY (DW8B)	04.98 - 10.06	1868	D	51 kW	294	59
JUMPY Kasten (BS_, BT_, BY_, BZ_) 1.9 D 70	WJZ (DW8)	04.98 - 10.06	1868	D	51 kW	295	60
JUMPY Kasten (BS_, BT_, BY_, BZ_) 1.9 D	D9B (XUD9A/U)	10.95 - 08.98	1905	D	51 kW	297	74
JUMPY Kasten (BS_, BT_, BY_, BZ_) 1.9 TD	D8B (XUD9TE)	10.95 - 08.00	1905	D	68 kW	296	66
JUMPY Kasten (BS_, BT_, BY_, BZ_) 2.0 HDi 110	RHW (DW10ATED4)	01.02 - 10.06	1997	D	80 kW	300	91
JUMPY Kasten (BS_, BT_, BY_, BZ_) 2.0 HDi 110	RHZ (DW10ATED)	10.01 - 10.06	1997	D	80 kW	301	93
JUMPY Kasten (BS_, BT_, BY_, BZ_) 2.0 HDi 110	RHZ (DW10BTED)	10.01 - 10.06	1997	D	80 kW	301	94
JUMPY Kasten (BS_, BT_, BY_, BZ_) 2.0 HDi 110	RHZ (DW10BTED+)	10.01 - 10.06	1997	D	80 kW	301	95
JUMPY Kasten (BS_, BT_, BY_, BZ_) 2.0 HDi 110	RHZ (DW10CTED)	10.01 - 10.06	1997	D	80 kW	301	96
JUMPY Kasten (BS_, BT_, BY_, BZ_) 2.0 HDi 110	RHZ (DW10CTED+)	10.01 - 10.06	1997	D	80 kW	301	96
JUMPY Kasten (BS_, BT_, BY_, BZ_) 2.0 HDi 95	RHX (DW10BTED)	10.99 - 10.06	1997	D	69 kW	301	92
JUMPY Kasten (BS_, BT_, BY_, BZ_) 2.0 i 16V	RFN (EW10J4)	03.00 - 10.06	1997	B	102 kW	299	86
JUMPY Kasten (BS_, BT_, BY_, BZ_) 2.0	RFN (EW10J4)	04.00 - 10.06	1997	B	100 kW	299	86
JUMPY Kasten (V_) 1.5 BlueHDi 100	YHR (DV5RUCd)	06.18	1499	D	75 kW	291	35
JUMPY Kasten (V_) 1.5 BlueHDi 120	YHV (DV5RUC)	06.18	1499	D	88 kW	291	35
JUMPY Kasten (V_) 1.6 BlueHDi 115	BHX (DV6FCU)	04.16	1560	D	85 kW	288	19
JUMPY Kasten (V_) 1.6 BlueHDi 90	9HF (DV6DU)	09.18	1560	D	66 kW	290	29
JUMPY Kasten (V_) 1.6 BlueHDi 95	BHS (DV6FDU)	04.16	1560	D	70 kW	288	18
JUMPY Kasten (V_) 1.6 BlueHDi 95	BHV (DV6FDU)	04.16	1560	D	70 kW	288	19
JUMPY Kasten (V_) 2.0 BlueHDi 150 4x4	AHX (DW10FD)	04.16	1997	D	110 kW	299	81
JUMPY Kasten (V_) 2.0 BlueHDi 150	AHR (DW10FD)	04.16	1997	D	110 kW	299	81
JUMPY Kasten (V_) 2.0 BlueHDi 150	AHX (DW10FD)	04.16	1997	D	110 kW	299	81
JUMPY Kasten (V_) 2.0 BlueHDi 180	AHH (DW10FC)	04.16	1997	D	130 kW	299	81
JUMPY Kasten 1.6 HDi 90 16V	9HU (DV6UTED4)	01.07 - 03.16	1560	D	66 kW	288	20
JUMPY Kasten 1.6 HDi 90 8V	9HH (DV6DUM)	01.07 - 03.16	1560	D	66 kW	288	18
JUMPY Kasten 1.6 HDi 90 8V	9HM (DV6UC)	01.07 - 03.16	1560	D	66 kW	288	18
JUMPY Kasten 2.0 HDi 120 4x4	RHK (DW10UTED4)	01.10 - 03.16	1997	D	88 kW	300	88
JUMPY Kasten 2.0 HDi 120	RHK (DW10UTED4)	01.07 - 03.16	1997	D	88 kW	300	88
JUMPY Kasten 2.0 HDi 125 4x4	AHZ (DW10CD)	07.11 - 03.16	1997	D	94 kW	299	82



			<b>ccm</b>		<b>kw</b>		<b>1</b>	<b>POS</b>
JUMPY Kasten 2.0 HDi 125	AHZ (DW10CD)	07.11 - 03.16	1997	D	94 kW	299	82	
JUMPY Kasten 2.0 HDi 140	RHR (DW10BTED4)	01.07 - 03.16	1997	D	100 kW	300	88	
JUMPY Kasten 2.0 HDi 165	RHH (DW10CTED4)	07.10 - 03.16	1997	D	120 kW	300	88	
JUMPY Kasten 2.0 HDi 95	AHY (DW10CE)	07.11 - 03.16	1997	D	72 kW	299	82	
JUMPY Pritsche/Fahrgestell (BU_, BV_, BW_, BX_) 1.9 TD	D8B (XUD9TE)	10.99 - 10.06	1905	D	68 kW	296	66	
JUMPY Pritsche/Fahrgestell (BU_, BV_, BW_, BX_) 1.9 TD	D8B (XUD9TF)	10.99 - 10.06	1905	D	68 kW	296	67	
JUMPY Pritsche/Fahrgestell (BU_, BV_, BW_, BX_) 1.9 TD	WJY (DW8B)	11.00 - 10.06	1868	D	51 kW	294	59	
JUMPY Pritsche/Fahrgestell (BU_, BV_, BW_, BX_) 2.0 HDi 110 16V	RHW (DW10ATED4)	12.03 - 10.06	1997	D	80 kW	300	91	
JUMPY Pritsche/Fahrgestell (BU_, BV_, BW_, BX_) 2.0 HDi 110	RHZ (DW10ATED)	12.03 - 10.06	1997	D	80 kW	301	93	
JUMPY Pritsche/Fahrgestell (BU_, BV_, BW_, BX_) 2.0 HDi 110	RHZ (DW10BTED)	12.03 - 10.06	1997	D	80 kW	301	94	
JUMPY Pritsche/Fahrgestell (BU_, BV_, BW_, BX_) 2.0 HDi 110	RHZ (DW10BTED+)	12.03 - 10.06	1997	D	80 kW	301	95	
JUMPY Pritsche/Fahrgestell (BU_, BV_, BW_, BX_) 2.0 HDi 110	RHZ (DW10CTED)	12.03 - 10.06	1997	D	80 kW	301	96	
JUMPY Pritsche/Fahrgestell (BU_, BV_, BW_, BX_) 2.0 HDi 110	RHZ (DW10CTED+)	12.03 - 10.06	1997	D	80 kW	301	96	
JUMPY Pritsche/Fahrgestell (BU_, BV_, BW_, BX_) 2.0 HDi 95	RHX (DW10BTED)	10.99 - 10.06	1997	D	69 kW	301	92	
JUMPY Pritsche/Fahrgestell (BU_, BV_, BW_, BX_) 2.0	RFN (EW10J4)	12.03 - 10.06	1997	B	100 kW	299	86	
JUMPY Pritsche/Fahrgestell (V_) 1.6 BlueHDi 95	BHS (DV6FDU)	09.16	1560	D	70 kW	288	18	
JUMPY Pritsche/Fahrgestell (V_) 1.6 BlueHDi 95	BHV (DV6FDU)	09.16	1560	D	70 kW	288	19	
JUMPY Pritsche/Fahrgestell (V_) 2.0 BlueHDi 150	AHX (DW10FD)	09.16	1997	D	110 kW	299	81	
JUMPY Pritsche/Fahrgestell 1.6 HDi 90 16V	9HU (DV6UTED4)	06.07 - 03.16	1560	D	66 kW	288	20	
JUMPY Pritsche/Fahrgestell 1.6 HDi 90 8V	9HH (DV6DUM)	06.07 - 03.16	1560	D	66 kW	288	18	
JUMPY Pritsche/Fahrgestell 2.0 HDi (X_RHG)	RHK (DW10UTED4)	01.09 - 03.16	1997	D	88 kW	300	88	
JUMPY Pritsche/Fahrgestell 2.0 HDi 100 (X_AHY)	AHY (DW10CE)	07.11 - 03.16	1997	D	72 kW	299	82	
JUMPY Pritsche/Fahrgestell 2.0 HDi 125	AHZ (DW10CD)	07.11	1997	D	94 kW	299	82	
LNA 1.0	108C	07.84 - 10.86	954	B	33 kW	286	2	
NEMO Großraumlimousine 1.3 HDi 75	FHZ (F13DTE5)	10.10	1248	D	55 kW	286	1	
NEMO Großraumlimousine 1.4 HDi	8HS (DV4TED)	04.09	1398	D	50 kW	287	12	
NEMO Großraumlimousine 1.4	KFT (TU3AE5)	04.09	1360	B	54 kW	290	28	
NEMO Großraumlimousine 1.4	KFV (TU3A)	04.09	1360	B	54 kW	290	30	
NEMO Kasten/Großraumlimousine (AA_) 1.3 HDi 75	FHZ (F13DTE5)	10.10	1248	D	55 kW	286	1	
NEMO Kasten/Großraumlimousine (AA_) 1.4 HDi	8HS (DV4TED)	02.08	1398	D	50 kW	287	12	
NEMO Kasten/Großraumlimousine (AA_) 1.4	KFT (TU3AE5)	02.08	1360	B	54 kW	290	28	
NEMO Kasten/Großraumlimousine (AA_) 1.4	KFV (TU3A)	02.08	1360	B	54 kW	290	30	
SAXO (S0, S1) 1.0 X	CDY (TU9M)	05.96 - 11.98	954	B	33 kW	286	4	
SAXO (S0, S1) 1.0 X	CDZ (TU9M)	05.96 - 11.98	954	B	33 kW	286	4	
SAXO (S0, S1) 1.0 X	CDZ (TU9M)	01.97 - 06.03	954	B	37 kW	286	4	
SAXO (S0, S1) 1.1 BiFuel	HDZ (TU1M)	07.00 - 06.03	1124	B/G	44 kW	286	7	
SAXO (S0, S1) 1.1 X, SX	HDZ (TU1M)	05.96 - 09.03	1124	B	40 kW	286	7	
SAXO (S0, S1) 1.1 X, SX	HDZ (TU1M)	05.96 - 03.04	1124	B	44 kW	286	7	
SAXO (S0, S1) 1.1 X, SX	HFX (TU1JP)	05.96 - 03.04	1124	B	44 kW	286	7	
SAXO (S0, S1) 1.4 VTS	KFW (TU3JP)	05.96 - 06.03	1360	B	55 kW	290	30	
SAXO (S0, S1) 1.4 VTS	KFX (TU3JP)	05.96 - 06.03	1360	B	55 kW	289	23	
SAXO (S0, S1) 1.5 D	VJY (TUD5)	09.96 - 09.03	1527	D	40 kW	292	44	
SAXO (S0, S1) 1.5 D	VJZ (TUD5)	09.96 - 06.01	1527	D	42 kW	292	45	
SAXO (S0, S1) 1.5 D	VJZ (TUD5)	05.01 - 04.04	1527	D	43 kW	292	45	
SAXO (S0, S1) 1.6 VTL, VTR	NFZ (TU5JP)	05.96 - 06.03	1587	B	65 kW	293	51	
SAXO (S0, S1) 1.6 VTR	NFX (TU5JP4)	05.96 - 07.99	1587	B	80 kW	292	46	
SAXO (S0, S1) 1.6 VTS	NFT (TU5JP)	09.00 - 09.03	1587	B	72 kW	293	48	
SAXO (S0, S1) 1.6 VTS	NFX (TU5JP4)	06.96 - 09.03	1587	B	87 kW	292	46	
SAXO (S0, S1) 1.6	NFT (TU5JP)	02.01 - 04.04	1587	B	74 kW	293	48	
SAXO (S0, S1) 1.6	NFX (TU5JP4)	02.96 - 04.04	1587	B	88 kW	292	46	
SAXO (S0, S1) 1.6	NFZ (TU5JP)	02.96 - 06.03	1587	B	66 kW	293	51	
SAXO Hatchback van (S3_) 1.0	CDZ (TU9M)	08.99 - 06.03	954	B	37 kW	286	4	
SAXO Hatchback van (S3_) 1.0	CDZ (TU9M)	10.97 - 06.03	954	B	33 kW	286	4	
SAXO Hatchback van (S3_) 1.5 D	VJZ (TUD5)	07.01 - 06.03	1527	D	43 kW	292	45	
SAXO Hatchback van (S3_) 1.5 D	VJZ (TUD5)	08.99 - 06.01	1527	D	42 kW	292	45	
SPACETOURER Bus (V_) 1.5 BlueHDi 100	YHR (DV5RUCd)	06.18	1499	D	75 kW	291	35	
SPACETOURER Bus (V_) 1.5 BlueHDi 100	YHR (DV5RUCd)	06.18	1499	D	75 kW	291	35	
SPACETOURER Bus (V_) 1.5 BlueHDi 120	YHV (DV5RUC)	06.18	1499	D	88 kW	291	35	
SPACETOURER Bus (V_) 1.6 BlueHDi 115	BHX (DV6FC)	04.16	1560	D	85 kW	288	19	
SPACETOURER Bus (V_) 1.6 BlueHDi 115	BHV (DV6FCU)	04.16	1560	D	85 kW	288	19	
SPACETOURER Bus (V_) 1.6 BlueHDi 95	BHS (DV6FDU)	04.16	1560	D	70 kW	288	18	
SPACETOURER Bus (V_) 1.6 BlueHDi 95	BHV (DV6FDU)	04.16	1560	D	70 kW	288	19	








SPACETOURER Bus (V_) 1.6 HDi 90	9HF (DV6DU)	07.18	1560	D	66 kW	290	29
SPACETOURER Bus (V_) 2.0 BlueHDi 150 4x4	AHX (DW10FD)	04.16	1997	D	110 kW	299	81
SPACETOURER Bus (V_) 2.0 BlueHDi 150	AHR (DW10FD)	04.16	1997	D	110 kW	299	81
SPACETOURER Bus (V_) 2.0 BlueHDi 150	AHX (DW10FD)	04.16	1997	D	110 kW	299	81
SPACETOURER Bus (V_) 2.0 BlueHDi 180	AHH (DW10FC)	04.16	1997	D	130 kW	299	81
VISA 1.0	XV8	09.84 - 06.88	954	B	33 kW	286	2
VISA 16 GTI	180A (XU5J)	01.85 - 06.86	1580	B	76 kW	295	64
VISA 16 GTI	B6D	06.86 - 03.91	1580	B	83 kW	295	64
VISA 17 D	161A (XUD7)	04.84 - 03.91	1769	D	44 kW	293	53
XANTIA (X1_, X2_) 1.6 i	BFZ (XU5JP)	03.93 - 03.01	1580	B	65 kW	295	64
XANTIA (X1_, X2_) 1.8 i	LFX (XU7JB)	04.97 - 04.03	1761	B	66 kW	295	64
XANTIA (X1_, X2_) 1.8 i	LFZ (XU7JP)	03.93 - 01.98	1761	B	74 kW	295	64
XANTIA (X1_, X2_) 1.9 D	D9B (XUD9AL)	03.93 - 01.98	1905	D	51 kW	296	70
XANTIA (X1_, X2_) 1.9 D	DJZ (XUD9A)	06.94 - 01.98	1905	D	50 kW	297	74
XANTIA (X1_, X2_) 1.9 SD	DHW (XUD9SD)	02.96 - 04.03	1905	D	55 kW	296	66
XANTIA (X1_, X2_) 1.9 Turbo D	DHY (XUD9TE/Y)	05.93 - 04.03	1905	D	66 kW	297	72
XANTIA (X1_, X2_) 2.0 16V	RFV (XU10J4R)	01.94 - 12.02	1998	B	99 kW	302	102
XANTIA (X1_, X2_) 2.0 16V	RFV (XU10J4R)	01.95 - 12.01	1998	B	93 kW	302	102
XANTIA (X1_, X2_) 2.0 HDi 109	RHZ (DW10ATED)	01.99 - 04.03	1997	D	80 kW	301	93
XANTIA (X1_, X2_) 2.0 HDi 90	RHY (DW10TD)	03.99 - 04.03	1997	D	66 kW	301	93
XANTIA (X1_, X2_) 2.0 Turbo	RGX (XU10J2TE)	06.95 - 04.03	1998	B	108 kW	302	100
XANTIA (X1_, X2_) 2.0 i 16V	RFT (XU10J4Z)	03.93 - 12.98	1998	B	110 kW	302	103
XANTIA (X1_, X2_) 2.0 i 16V	RFV (XU10J4R)	06.95 - 04.03	1998	B	97 kW	302	102
XANTIA (X1_, X2_) 2.0 i 16V	RFY (XU10J4Z)	03.93 - 01.98	1998	B	112 kW	302	103
XANTIA (X1_, X2_) 2.0 i	RFX (XU10J2C)	03.93 - 04.03	1998	B	89 kW	302	104
XANTIA (X1_, X2_) 2.0 i	RFX (XU10J2C)	01.94 - 12.98	1998	B	90 kW	302	104
XANTIA (X1_, X2_) 2.1 Turbo D 12V	P8C (XUD11BTE)	06.95 - 02.99	2088	D	80 kW	299	84
XANTIA (X1_, X2_) 3.0 V6	XFZ (ES9J4)	01.98 - 04.03	2946	B	142 kW	303	106
XANTIA (X1_, X2_) 3.0 i 24V	XFZ (ES9J4)	01.97 - 04.03	2946	B	140 kW	303	106
XANTIA Break (X1_, X2_) 1.8 i	LFX (XU7JB)	04.97 - 04.03	1761	B	66 kW	295	64
XANTIA Break (X1_, X2_) 1.8 i	LFZ (XU7JP)	06.95 - 01.98	1761	B	74 kW	295	64
XANTIA Break (X1_, X2_) 1.9 SD	DHW (XUD9SD)	04.97 - 04.03	1905	D	55 kW	296	66
XANTIA Break (X1_, X2_) 1.9 Turbo D	D8B (XUD9TF)	06.95 - 04.03	1905	D	66 kW	296	67
XANTIA Break (X1_, X2_) 1.9 Turbo D	DHY (XUD9TE/Y)	06.95 - 04.03	1905	D	66 kW	297	72
XANTIA Break (X1_, X2_) 2.0 HDi 109	RHZ (DW10ATED)	02.99 - 04.03	1997	D	80 kW	301	93
XANTIA Break (X1_, X2_) 2.0 HDi 90	RHY (DW10TD)	03.99 - 04.03	1997	D	66 kW	301	93
XANTIA Break (X1_, X2_) 2.0 Turbo	RGX (XU10J2TE)	06.95 - 04.03	1998	B	108 kW	302	100
XANTIA Break (X1_, X2_) 2.0 i 16V	RFV (XU10J4R)	06.95 - 04.03	1998	B	97 kW	302	102
XANTIA Break (X1_, X2_) 2.0 i	RFX (XU10J2C)	06.95 - 04.03	1998	B	89 kW	302	104
XANTIA Break (X1_, X2_) 2.1 Turbo D 12V	P8C (XUD11BTE)	06.96 - 02.99	2088	D	80 kW	299	84
XANTIA Break (X1_, X2_) 3.0 V6	XFZ (ES9J4)	01.98 - 04.03	2946	B	140 kW	303	106
XANTIA Kasten/Kombi (X2_) 2.0 HDi	RHY (DW10TD)	06.99 - 04.03	1997	D	66 kW	301	93
XM (Y3) 2.0 i Turbo	RGY (XU10J2TE/Z)	09.92 - 06.94	1998	B	104 kW	302	104
XM (Y3) 2.0 i	RDZ (XU10MZ)	05.89 - 04.94	1998	B	79 kW	302	100
XM (Y3) 2.0 i	RFV (XU10J4R)	05.89 - 06.94	1998	B	99 kW	302	102
XM (Y3) 2.0 i	RFZ (XU10J2)	05.89 - 06.94	1998	B	89 kW	302	104
XM (Y3) 2.0	R6A	05.89 - 06.94	1998	B	94 kW	303	105
XM (Y3) 2.1 D 12V	P9A (XUD11A)	05.89 - 06.94	2138	D	60 kW	302	99
XM (Y3) 2.1 TD 12V	P8A (XUD11ATE)	05.89 - 06.94	2088	D	80 kW	299	83
XM (Y3) 2.1 TD 12V	PHZ (XUD11ATE)	05.89 - 06.94	2088	D	80 kW	299	84
XM (Y3) 2.1 TD 12V	PJZ (XUD11ATE)	05.89 - 06.94	2088	D	80 kW	299	85
XM (Y3) 3.0 V6 24V	SKZ (ZPJ4/Z)	07.90 - 06.94	2963	B	147 kW	304	116
XM (Y3) 3.0 V6 24V	UKZ (ZPJ4/Z)	07.90 - 06.94	2963	B	147 kW	304	116
XM (Y4) 2.0 Turbo	RGX (XU10J2TE)	05.94 - 10.00	1998	B	108 kW	302	100
XM (Y4) 2.0 i 16V	RFV (XU10J4R)	05.94 - 10.00	1998	B	97 kW	302	102
XM (Y4) 2.0	XU10J2	08.94 - 07.99	1998	B	89 kW	303	105
XM (Y4) 2.1 D12 VSX	P9A (XUD11A)	03.96 - 08.96	2138	D	60 kW	302	99
XM (Y4) 2.1 TD 12V	P8A (XUD11ATE)	05.94 - 10.00	2088	D	80 kW	299	83
XM (Y4) 2.1 TD 12V	P8C (XUD11BTE)	05.94 - 10.00	2088	D	80 kW	299	84
XM (Y4) 2.1 TD 12V	PHZ (XUD11ATE)	05.94 - 10.00	2088	D	80 kW	299	84
XM (Y4) 2.1 TD 12V	PJZ (XUD11ATE)	05.94 - 10.00	2088	D	80 kW	299	85
XM (Y4) 2.5 TD	THY (DK5ATE)	05.94 - 10.00	2446	D	95 kW	304	113

			<b>ccm</b>		<b>kw</b>		<b>1</b>	<b>POS</b>
XM (Y4) 3.0 V6 24V	SKZ (ZPJ4Z)	05.94 - 10.00	2963	B	147 kW	304	116	
XM (Y4) 3.0 V6 24V	UKZ (ZPJ4Z)	05.94 - 10.00	2963	B	147 kW	304	116	
XM (Y4) 3.0 V6	XFZ (ES9J4)	04.97 - 10.00	2946	B	140 kW	303	106	
XM Break (Y3) 2.0 Turbo	RGY (XU10J2TE/Z)	09.92 - 04.94	1998	B	104 kW	302	104	
XM Break (Y3) 2.0 i (Y3A)	RDZ (XU10MZ)	11.91 - 04.94	1998	B	79 kW	302	100	
XM Break (Y3) 2.0 i (Y3A)	XU102C	11.91 - 04.94	1998	B	79 kW	302	100	
XM Break (Y3) 2.0 i	RFZ (XU10J2)	11.91 - 04.94	1998	B	89 kW	302	104	
XM Break (Y3) 2.0	R6A	05.89 - 06.94	1998	B	94 kW	303	105	
XM Break (Y3) 2.1 D 12V	P9A (XUD11A)	11.91 - 04.94	2138	D	60 kW	302	99	
XM Break (Y3) 2.1 TD 12V	P8A (XUD11ATE)	11.91 - 04.94	2088	D	80 kW	299	83	
XM Break (Y3) 2.1 TD 12V	P8C (XUD11BTE)	11.91 - 04.94	2088	D	80 kW	299	84	
XM Break (Y3) 2.1 TD 12V	PHZ (XUD11ATE)	11.91 - 04.94	2088	D	80 kW	299	84	
XM Break (Y3) 2.1 TD 12V	PJZ (XUD11ATE)	11.91 - 04.94	2088	D	80 kW	299	85	
XM Break (Y3) 3.0 V6 24V	UKZ (ZPJ4Z)	01.90 - 07.94	2963	B	147 kW	304	116	
XM Break (Y4) 2.0 Turbo	RGX (XU10J2TE)	05.94 - 10.00	1998	B	108 kW	302	100	
XM Break (Y4) 2.0 Turbo	RGY (XU10J2TE/Z)	05.94 - 10.00	1998	B	108 kW	302	104	
XM Break (Y4) 2.0 i 16V	RFV (XU10J4R)	05.94 - 10.00	1998	B	97 kW	302	102	
XM Break (Y4) 2.0	XU10J2	08.94 - 07.99	1998	B	89 kW	303	105	
XM Break (Y4) 2.1 D12	P9A (XUD11A)	07.94 - 06.96	2138	D	60 kW	302	99	
XM Break (Y4) 2.1 TD 12V	P8C (XUD11BTE)	05.94 - 10.00	2088	D	80 kW	299	84	
XM Break (Y4) 2.1 TD 12V	PHZ (XUD11ATE)	05.94 - 10.00	2088	D	80 kW	299	84	
XM Break (Y4) 2.1 TD 12V	PJZ (XUD11ATE)	05.94 - 10.00	2088	D	80 kW	299	85	
XM Break (Y4) 2.5 TD	THY (DK5ATE)	05.94 - 10.00	2446	D	95 kW	304	113	
XM Break (Y4) 3.0 V6	XFZ (ES9J4)	04.97 - 10.00	2946	B	140 kW	303	106	
XSARA (N1) 1.4 HDi	8HX (DV4TD)	01.03 - 03.05	1398	D	50 kW	287	13	
XSARA (N1) 1.4 LPG	KFW (TU3JP)	05.98 - 08.00	1360	B/G	55 kW	290	30	
XSARA (N1) 1.4 i	KFW (TU3JP)	04.97 - 03.05	1360	B	55 kW	290	30	
XSARA (N1) 1.4 i	KFX (TU3JP)	04.97 - 03.05	1360	B	55 kW	289	23	
XSARA (N1) 1.5 D	VJZ (TUD5)	04.97 - 09.00	1527	D	42 kW	292	45	
XSARA (N1) 1.6 16V	NFU (TU5JP4)	04.97 - 12.05	1587	B	80 kW	293	49	
XSARA (N1) 1.6 i	NFZ (TU5JP)	04.97 - 09.00	1587	B	65 kW	293	51	
XSARA (N1) 1.8 BiFuel	LFY (XU7JP4)	07.97 - 08.00	1761	B/G	82 kW	298	75	
XSARA (N1) 1.8 D	161A (XUD7)	04.97 - 09.00	1769	D	43 kW	293	53	
XSARA (N1) 1.8 D	A9A (XUD7)	04.97 - 09.00	1769	D	43 kW	293	53	
XSARA (N1) 1.8 VTS	6FZ (EW7J4)	08.98 - 10.04	1749	B	85 kW	295	61	
XSARA (N1) 1.8 i Aut.	LFZ (XU7JP)	04.97 - 09.00	1761	B	74 kW	295	64	
XSARA (N1) 1.8 i	LFX (XU7JB)	04.97 - 09.00	1761	B	66 kW	295	64	
XSARA (N1) 1.9 D	DJY (XUD9A)	04.97 - 09.00	1905	D	50 kW	297	73	
XSARA (N1) 1.9 D	WJY (DW8B)	06.98 - 03.05	1868	D	51 kW	294	59	
XSARA (N1) 1.9 D	WJY (DW8B)	04.00 - 04.05	1868	D	52 kW	294	59	
XSARA (N1) 1.9 D	WJZ (DW8)	06.98 - 03.05	1868	D	51 kW	295	60	
XSARA (N1) 1.9 SD	DHV (XUD9BSD)	01.98 - 09.00	1905	D	55 kW	297	71	
XSARA (N1) 1.9 TD	DHY (XUD9TE/Y)	04.97 - 10.01	1905	D	66 kW	297	72	
XSARA (N1) 2.0 16V	RFN (EW10J4)	01.99 - 12.05	1997	B	100 kW	299	86	
XSARA (N1) 2.0 16V	RFV (XU10J4R)	07.97 - 12.00	1998	B	97 kW	302	102	
XSARA (N1) 2.0 HDi 109	RHZ (DW10ATED)	05.01 - 03.05	1997	D	80 kW	301	93	
XSARA (N1) 2.0 HDi 90	RHY (DW10TD)	02.99 - 05.05	1997	D	66 kW	301	93	
XSARA Break (N2) 1.4 HDi	8HX (DV4TD)	01.03 - 08.05	1398	D	50 kW	287	13	
XSARA Break (N2) 1.4 LPG	KFW (TU3JP)	05.98 - 08.00	1360	B/G	55 kW	290	30	
XSARA Break (N2) 1.4 LPG	KFX (TU3JP)	05.98 - 08.00	1360	B/G	55 kW	289	23	
XSARA Break (N2) 1.4 i	KFW (TU3JP)	10.97 - 08.05	1360	B	55 kW	290	30	
XSARA Break (N2) 1.4 i	KFX (TU3JP)	10.97 - 08.05	1360	B	55 kW	289	23	
XSARA Break (N2) 1.5 D	VJZ (TUD5)	10.97 - 09.00	1527	D	42 kW	292	45	
XSARA Break (N2) 1.6 16V	NFU (TU5JP4)	09.00 - 03.10	1587	B	80 kW	293	49	
XSARA Break (N2) 1.6 i	NFZ (TU5JP)	10.97 - 09.00	1587	B	65 kW	293	51	
XSARA Break (N2) 1.8 D	A9A (XUD7)	10.97 - 09.00	1769	D	43 kW	293	53	
XSARA Break (N2) 1.8 i Aut.	LFZ (XU7JP)	10.97 - 09.00	1761	B	74 kW	295	64	
XSARA Break (N2) 1.8 i	LFX (XU7JB)	10.97 - 09.00	1761	B	66 kW	295	64	
XSARA Break (N2) 1.9 D	DHV (XUD9BSD)	01.98 - 09.00	1905	D	55 kW	297	71	
XSARA Break (N2) 1.9 D	DJY (XUD9A)	10.97 - 09.00	1905	D	50 kW	297	73	
XSARA Break (N2) 1.9 D	WJY (DW8B)	07.98 - 08.05	1868	D	51 kW	294	59	
XSARA Break (N2) 1.9 D	WJZ (DW8)	07.98 - 08.05	1868	D	51 kW	295	60	













XSARA Break (N2) 1.9 TD	DHY (XUD9TE/Y)	10.97 - 09.00	1905	D	66 kW	297	72
XSARA Break (N2) 2.0 16V	RFN (EW10J4)	09.00 - 08.05	1997	B	100 kW	299	86
XSARA Break (N2) 2.0 16V	RFV (XU10J4R)	07.98 - 09.00	1998	B	97 kW	302	102
XSARA Break (N2) 2.0 HDi 90	RHY (DW10TD)	02.99 - 08.05	1997	D	66 kW	301	93
XSARA Break (N2) 2.0 HDi 109	RHZ (DW10ATED)	05.01 - 08.05	1997	D	80 kW	301	93
XSARA Coupe (N0) 1.4 HDi	8HX (DV4TD)	01.03 - 03.05	1398	D	50 kW	287	13
XSARA Coupe (N0) 1.4 i	KFW (TU3JP)	03.98 - 03.05	1360	B	55 kW	290	30
XSARA Coupe (N0) 1.4 i	KFX (TU3JP)	03.98 - 03.05	1360	B	55 kW	289	23
XSARA Coupe (N0) 1.6 16V	NFU (TU5JP4)	09.00 - 03.05	1587	B	80 kW	293	49
XSARA Coupe (N0) 1.6 i	NFZ (TU5JP)	02.98 - 09.00	1587	B	65 kW	293	51
XSARA Coupe (N0) 1.8 i	LFX (XU7JB)	02.98 - 09.00	1761	B	66 kW	295	64
XSARA Coupe (N0) 1.8 i	LFZ (XU7JP)	02.98 - 09.00	1761	B	74 kW	295	64
XSARA Coupe (N0) 1.8	6FZ (EW7J4)	09.00 - 10.04	1749	B	85 kW	295	61
XSARA Coupe (N0) 1.9 D	DHV (XUD9BSD)	02.98 - 05.99	1905	D	55 kW	297	71
XSARA Coupe (N0) 1.9 D	DJY (XUD9A)	02.98 - 09.00	1905	D	50 kW	297	73
XSARA Coupe (N0) 1.9 D	WJY (DW8B)	02.99 - 03.05	1868	D	51 kW	294	59
XSARA Coupe (N0) 1.9 D	WJZ (DW8)	02.99 - 03.05	1868	D	51 kW	295	60
XSARA Coupe (N0) 1.9 TD	DHY (XUD9TE/Y)	02.98 - 09.00	1905	D	66 kW	297	72
XSARA Coupe (N0) 2.0 16V	RFN (EW10J4)	05.00 - 03.05	1997	B	100 kW	299	86
XSARA Coupe (N0) 2.0 16V	RFS (XU10J4RS)	05.01 - 03.04	1998	B	122 kW	302	101
XSARA Coupe (N0) 2.0 HDi 90	RHY (DW10TD)	02.99 - 03.05	1997	D	66 kW	301	93
XSARA Coupe (N0) 2.0 HDi 109	RHZ (DW10ATED)	05.01 - 03.05	1997	D	80 kW	301	93
XSARA Coupe (N0) 2.0 VTS	RFS (XU10J4RS)	01.98 - 12.02	1998	B	123 kW	302	101
XSARA Coupe (N0) 2.0 i 16V	RFS (XU10J4RS)	02.98 - 04.05	1998	B	120 kW	302	101
XSARA Coupe (N0) 2.0	RFV (XU10J4R)	08.98 - 08.00	1998	B	97 kW	302	102
XSARA Kasten/Kombi 1.4	KFX (TU3JP)	09.00 - 03.05	1360	B	55 kW	289	23
XSARA Kasten/Kombi 1.5 D	VJZ (TUD5)	05.98 - 08.00	1527	D	42 kW	292	45
XSARA Kasten/Kombi 1.8 D	A9A (XUD7)	05.98 - 05.99	1769	D	43 kW	293	53
XSARA Kasten/Kombi 1.9 D	WJZ (DW8)	06.99 - 08.05	1868	D	51 kW	295	60
XSARA Kasten/Kombi 2.0 HDi	RHY (DW10TD)	09.00 - 03.05	1997	D	66 kW	301	93
XSARA Kasten/Schrägheck (N3_) 1.4 LPG	KFX (TU3JP)	06.99 - 08.00	1360	B/G	55 kW	289	23
XSARA Kasten/Schrägheck (N3_) 1.4	KFX (TU3JP)	05.98 - 10.04	1360	B	55 kW	289	23
XSARA Kasten/Schrägheck (N3_) 1.5 D	VJZ (TUD5)	05.98 - 08.00	1527	D	42 kW	292	45
XSARA Kasten/Schrägheck (N3_) 1.8 D	A9A (XUD7)	05.98 - 05.99	1769	D	43 kW	293	53
XSARA Kasten/Schrägheck (N3_) 1.9 D	DHY (XUD9TE/Y)	05.98 - 08.00	1905	D	65 kW	297	72
XSARA Kasten/Schrägheck (N3_) 1.9 D	WJZ (DW8)	06.99 - 03.05	1868	D	51 kW	295	60
XSARA Kasten/Schrägheck (N3_) 2.0 HDi	RHY (DW10TD)	09.00 - 03.05	1997	D	66 kW	301	93
XSARA PICASSO (N68) 1.6 16V	NFU (TU5JP4)	06.05 - 06.12	1587	B	81 kW	293	49
XSARA PICASSO (N68) 1.6 16V	NFU (TU5JP4)	09.05 - 12.11	1587	B	80 kW	293	49
XSARA PICASSO (N68) 1.6 Chrono	NFV (TU5JP)	04.01 - 10.04	1587	B	74 kW	293	50
XSARA PICASSO (N68) 1.6 Flex	NFU (TU5JP4)	06.10 - 06.12	1587	B/E	81 kW	293	49
XSARA PICASSO (N68) 1.6 Flex	NFU (TU5JP4)	10.06 - 06.12	1587	B/E	83 kW	293	49
XSARA PICASSO (N68) 1.6 HDi	9HX (DV6ATED4)	09.05 - 12.11	1560	D	66 kW	288	17
XSARA PICASSO (N68) 1.6 HDi	9HY (DV6TED4)	05.04 - 12.11	1560	D	80 kW	288	17
XSARA PICASSO (N68) 1.6 HDi	9HZ (DV6TED4)	05.04 - 12.11	1560	D	80 kW	288	17
XSARA PICASSO (N68) 1.6	NFV (TU5JP)	12.99 - 12.10	1587	B	70 kW	293	50
XSARA PICASSO (N68) 1.6	NFZ (TU5JP)	12.99 - 09.01	1587	B	65 kW	293	51
XSARA PICASSO (N68) 1.6	NFZ (TU5JP)	06.02 - 08.05	1587	B	67 kW	293	51
XSARA PICASSO (N68) 1.8 16V	6FZ (EW7J4)	02.00 - 08.05	1749	B	85 kW	295	61
XSARA PICASSO (N68) 2.0 16V	RFN (EW10J4)	10.00 - 06.12	1997	B	100 kW	299	86
XSARA PICASSO (N68) 2.0 16V	RFN (EW10J4)	12.99 - 11.11	1997	B	101 kW	299	86
XSARA PICASSO (N68) 2.0 HDi	RHM (DW10ATED4)	10.05 - 12.11	1997	D	76 kW	300	89
XSARA PICASSO (N68) 2.0 HDi	RHY (DW10TD)	12.99 - 12.11	1997	D	66 kW	301	93
XSARA PICASSO (N68) 2.0	RFN (EW10J4)	02.04 - 10.04	1997	B	88 kW	299	86
ZX (N2) 1.1	H1A	03.91 - 08.93	1124	B	40 kW	286	7
ZX (N2) 1.1	H1B	03.91 - 08.93	1124	B	40 kW	286	7
ZX (N2) 1.1	HDZ (TU1M)	03.91 - 06.97	1124	B	44 kW	286	7
ZX (N2) 1.4 D	K9Y (TUD3Y)	07.94 - 10.97	1360	D	37 kW	289	26
ZX (N2) 1.4 i	KDX (TU3M/Z)	03.91 - 06.97	1360	B	55 kW	289	23
ZX (N2) 1.4 i	KDZ (TU3M/Z)	03.91 - 06.97	1360	B	55 kW	289	23
ZX (N2) 1.4 i	KFX (TU3JP)	03.91 - 06.97	1360	B	55 kW	289	23
ZX (N2) 1.4	KDZ (TU3M/Z)	03.91 - 06.97	1360	B	55 kW	289	23

			<b>ccm</b>		<b>kW</b>		<b>1</b>	<b>POS</b>
ZX (N2) 1.6 i	BFZ (XU5JP)	03.91 - 06.97	1580	B	65 kW	295	64	
ZX (N2) 1.6	BFZ (XU5JP)	07.94 - 10.97	1580	B	66 kW	295	64	
ZX (N2) 1.8 D	161A (XUD7)	06.93 - 06.97	1769	D	44 kW	293	53	
ZX (N2) 1.8 i	LFZ (XU7JP)	07.92 - 06.97	1761	B	74 kW	295	64	
ZX (N2) 1.8	LFZ (XU7JP)	03.91 - 10.97	1761	B	76 kW	295	64	
ZX (N2) 1.9 DT	DHY (XUD9TE/Y)	07.94 - 10.97	1905	D	65 kW	297	72	
ZX (N2) 1.9 DT	DHY (XUD9TE/Y)	06.92 - 10.98	1905	D	68 kW	297	72	
ZX (N2) 1.9 D	D9B (XUD9A/L)	10.93 - 07.99	1905	D	52 kW	296	70	
ZX (N2) 1.9 D	D9B (XUD9A/U)	07.93 - 06.97	1905	D	50 kW	297	74	
ZX (N2) 1.9 D	DJY (XUD9A)	07.93 - 06.97	1905	D	50 kW	297	73	
ZX (N2) 1.9 D	DJZ (XUD9A)	03.91 - 06.97	1905	D	47 kW	297	74	
ZX (N2) 1.9 TD	DHY (XUD9TE/Y)	07.92 - 06.97	1905	D	66 kW	297	72	
ZX (N2) 1.9 i	DKZ (XU9JA)	03.91 - 06.97	1905	B	88 kW	295	64	
ZX (N2) 1.9	D6E (XU9JA)	03.91 - 09.93	1905	B	96 kW	295	64	
ZX (N2) 1.9	D6E (XU9JA)	03.91 - 06.97	1905	B	93 kW	295	64	
ZX (N2) 2.0 i 16V	RFS (XU10J4RS)	05.96 - 06.97	1998	B	120 kW	302	101	
ZX (N2) 2.0 i 16V	RFT (XU10J4/Z)	07.92 - 10.94	1998	B	112 kW	302	103	
ZX (N2) 2.0 i 16V	RFT (XU10J4/Z)	06.93 - 10.98	1998	B	110 kW	302	103	
ZX (N2) 2.0 i 16V	RFT (XU10J4/Z)	07.92 - 10.97	1998	B	114 kW	302	103	
ZX (N2) 2.0 i 16V	RFY (XU10J4/Z)	07.92 - 10.94	1998	B	112 kW	302	103	
ZX (N2) 2.0 i 16V	RFY (XU10J4/Z)	07.92 - 10.97	1998	B	114 kW	302	103	
ZX (N2) 2.0 i	RFX (XU10J2C)	07.92 - 06.97	1998	B	89 kW	302	104	
ZX (N2) 2.0	RFS (XU10J4RS)	09.96 - 10.97	1998	B	122 kW	302	101	
ZX (N2) 2.0	RFX (XU10J2C)	06.93 - 10.97	1998	B	90 kW	302	104	
ZX Break (N2) 1.4 i	KDX (TU3M/Z)	10.93 - 10.97	1360	B	55 kW	289	23	
ZX Break (N2) 1.4 i	KDY (TU3M)	10.93 - 10.97	1360	B	55 kW	289	23	
ZX Break (N2) 1.4 i	KFX (TU3JP)	10.93 - 10.97	1360	B	55 kW	289	23	
ZX Break (N2) 1.5 D	VJY (TUD5)	06.96 - 02.98	1527	D	42 kW	292	44	
ZX Break (N2) 1.5 D	VJZ (TUD5)	06.96 - 02.98	1527	D	42 kW	292	45	
ZX Break (N2) 1.6 i	BFZ (XU5JP)	10.93 - 10.97	1580	B	65 kW	295	64	
ZX Break (N2) 1.8 D	161A (XUD7)	10.93 - 10.97	1769	D	44 kW	293	53	
ZX Break (N2) 1.8 i	LFZ (XU7JP)	10.93 - 10.97	1761	B	74 kW	295	64	
ZX Break (N2) 1.9 D	D9B (XUD9A/L)	10.93 - 07.99	1905	D	52 kW	296	70	
ZX Break (N2) 1.9 D	D9B (XUD9A/U)	06.94 - 10.97	1905	D	50 kW	297	74	
ZX Break (N2) 1.9 D	DJZ (XUD9A)	10.93 - 10.97	1905	D	47 kW	297	74	
ZX Break (N2) 1.9 TD	DHY (XUD9TE/Y)	10.93 - 10.97	1905	D	66 kW	297	72	
ZX Kasten/Schrägheck (N2) 1.4	TU32	07.94 - 12.95	1360	B	55 kW	290	33	

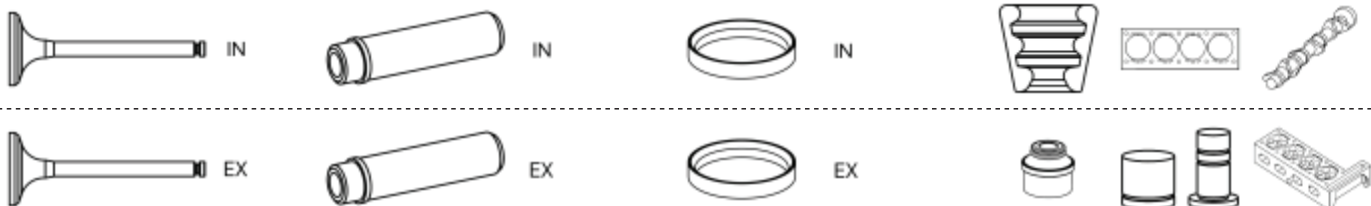


ENGINE			ccm	kW			1 POS	ENGINE			ccm	kW			1 POS
108C (XV8)	70,000	4	954	33 kW	B	286	3	8HY (DV4TED4)	73,700	4	1398	66 kW	D	287	13
108C	70,000	4	954	30 - 33 kW	B	286	2	8HZ (DV4TD)	73,700	4	1398	50 - 52 kW	D	287	13
150F	75,000	4	1360	49 - 52 kW	B	288	15	9HC (DV6C)	75,000	4	1560	82 - 85 kW	D	288	18
159K	83,000	4	1905	107 - 107 kW	B	295	62	9HD (DV6C)	75,000	4	1560	84 kW	D	288	18
161 (XUD7)	80,000	4	1769	44 kW	D	293	52	9HE (DV6DBM)	75,000	4	1560	66 kW	D	288	19
161A (XUD7)	80,000	4	1769	43 - 44 kW	D	293	53	9HF (DV6DTE)	75,000	4	1560	66 kW	D	288	19
162 (XUD9)	83,000	4	1905	47 kW	D	295	63	9HF (DV6DU)	75,000	4	1560	66 kW	D	290	29
170B (XN1T)	88,000	4	1971	57 - 62 kW	B	303	108	9HH (DV6DUM)	75,000	4	1560	66 kW	D	288	18
171A	83,000	4	1580	66 - 67 kW	B	295	64	9HJ (DV6DM)	75,000	4	1560	66 kW	D	288	18
171B	83,000	4	1580	66 - 70 kW	B	295	64	9HJ (DV6DTE)	75,000	4	1560	68 kW	D	288	19
171C	83,000	4	1580	66 - 68 kW	B	295	64	9HK (DV6ETEDM)	75,000	4	1560	55 kW	D	288	19
171D	83,000	4	1580	64 kW	B	295	64	9HL (DV6C)	75,000	4	1560	82 kW	D	288	19
180A (XU5J)	83,000	4	1580	76 kW	B	295	64	9HM (DV6UC)	75,000	4	1560	66 kW	D	288	18
180Z (XU5J)	83,000	4	1580	76 kW	B	295	64	9HN (DV6ETED)	75,000	4	1560	55 kW	D	288	19
4HB (DW12RUD)	85,000	4	2179	103 kW	D	299	81	9HP (DV6D)	75,000	4	1560	68 - 69 kW	D	288	19
4HH (DW12RUC)	85,000	4	2179	121 kW	D	299	81	9HP (DV6DTE)	75,000	4	1560	68 - 69 kW	D	288	19
4HK (DW12ME5)	85,000	4	2179	115 kW	D	299	81	9HR (DV6C)	75,000	4	1560	82 kW	D	288	19
4HL (DW12C)	85,000	4	2179	150 kW	D	299	81	9HS (DV6TED4BU)	75,000	4	1560	66 kW	D	288	20
4HN (DW12MTED4)	85,000	4	2179	115 kW	D	299	81	9HT (DV6BTED4)	75,000	4	1560	55 kW	D	288	20
4HP (DW12BTED4)	85,000	4	2179	120 kW	D	299	81	9HT (DV6BUTED4)	75,000	4	1560	55 kW	D	288	20
4HR (DW12BTED4)	85,000	4	2179	120 kW	D	299	81	9HU (DV6UTED4)	75,000	4	1560	66 kW	D	288	20
4HS (DW12BTED4)	85,000	4	2179	120 - 125 kW	D	299	81	9HW (DV6BTED4)	75,000	4	1560	55 kW	D	288	16
4HT (DW12BTED4)	85,000	4	2179	120 - 125 kW	D	298	77	9HW (DV6ETED)	75,000	4	1560	55 kW	D	288	20
4HU (P22DTE)	86,000	4	2198	88 kW	D	302	98	9HX (DV6ATED4)	75,000	4	1560	66 - 68 kW	D	288	17
4HV (P22DTE)	86,000	4	2198	74 kW	D	302	98	9HX (DV6AUTED4)	75,000	4	1560	66 kW	D	288	20
4HW (DW12TED4)	85,000	4	2179	94 kW	D	298	78	9HY (DV6TED4)	75,000	4	1560	80 - 85 kW	D	288	17
4HX (DW12TED4)	85,000	4	2179	98 kW	D	298	78	9HZ (DV6TED4)	75,000	4	1560	80 kW	D	288	17
4HY (DW12UTED)	85,000	4	2179	74 kW	D	298	79	A8A (XUD7TE)	80,000	4	1769	66 kW	D	294	54
5FA (EP6CDT)	77,000	4	1598	92 kW	B	292	41	A9A (XUD7)	80,000	4	1769	43 - 44 kW	D	293	53
5FD (EP6DTS)	77,000	4	1598	152 kW	B	291	38	AHH (DW10FC)	85,000	4	1997	130 kW	D	299	81
5FE (EP6CDTMD)	77,000	4	1598	110 kW	B	292	42	AHR (DW10FD)	85,000	4	1997	110 kW	D	299	81
5FK (EP6CB)	77,000	4	1598	72 kW	B	291	38	AHS (DW10FD)	85,000	4	1997	100 kW	D	299	80
5FM (EP6DT)	77,000	4	1598	120 - 128 kW	B	292	42	AHV (DW10FD)	85,000	4	1997	100 kW	D	299	80
5FN (EP6CDT)	77,000	4	1598	110 kW	B	291	38	AHW (DW10FC)	85,000	4	1997	133 kW	D	299	81
5FP (EP6)	77,000	4	1598	84 kW	B	291	36	AHX (DW10FD)	85,000	4	1997	110 kW	D	299	81
5FR (EP6DT)	77,000	4	1598	115 kW	B	291	38	AHY (DW10CE)	85,000	4	1997	72 kW	D	299	82
5FS (EP6C)	77,000	4	1598	88 kW	B/G	291	37	AHZ (DW10CD)	85,000	4	1997	94 kW	D	299	82
5FU (EP6CDTX)	77,000	4	1598	147 kW	B	291	38	AJZ (XUD7TE)	80,000	4	1769	66 kW	D	294	55
5FU (EP6DTX)	77,000	4	1598	147 kW	B	291	38	B1A (XU51C/K)	83,000	4	1580	58 - 59 kW	B	295	64
5FV (EP6CDT)	77,000	4	1598	115 kW	B	291	38	B1E (XU51C)	83,000	4	1580	53 - 59 kW	B	295	64
5FW (EP6)	77,000	4	1598	88 kW	B	291	39	B22615	90,000	4	2175	45 - 46 kW	D	303	110
5FX (EP6DT)	77,000	4	1598	110 kW	B	292	41	B25637	93,000	4	2498	51 kW	D	304	115
5FY (EP6CDTX)	77,000	4	1598	147 kW	B	291	40	B6D	83,000	4	1580	83 - 85 kW	B	295	64
5FY (EP6DTS)	77,000	4	1598	128 kW	B	292	41	B6E	83,000	4	1580	85 kW	B	295	64
5GF (EP6FADTXD)	77,000	4	1598	133 kW	B	292	42	BAZ (XU5CP)	83,000	4	1580	55 kW	B	295	64
5GZ (EP6FDT)	77,000	4	1598	121 kW	B	292	41	BDZ (XU5M)	83,000	4	1580	65 kW	B	295	64
6FY (EW7A)	82,700	4	1749	86 - 92 kW	B	295	61	BFZ (XU5JP)	83,000	4	1580	65 - 66 kW	B	295	64
6FZ (EW7J4)	82,700	4	1749	85 kW	B	295	61	BHS (DV6FDU)	75,000	4	1560	70 kW	D	288	18
8140.43C	94,400	4	2798	77 - 77 kW	D	304	117	BHT (DV6FC)	75,000	4	1560	88 kW	D	288	18
8140.43N	94,400	4	2798	107 kW	D	304	118	BHU (DV6FC)	75,000	4	1560	85 kW	D	288	18
8140.43S	94,400	4	2800	94 kW	D	304	118	BHV (DV6FDU)	75,000	4	1560	70 kW	D	288	19
829 A5	88,000	4	1995	75 - 78 kW	B	303	108	BHW (DV6FE)	75,000	4	1560	55 kW	D	288	19
8FN (EP3)	77,000	4	1397	70 kW	B	292	43	BHX (DV6FC)	75,000	4	1560	85 kW	D	288	19
8FP (EP3C)	77,000	4	1397	70 kW	B	292	43	BHX (DV6FCU)	75,000	4	1560	85 kW	D	288	19
8FR (EP3)	77,000	4	1397	72 kW	B	292	43	BHY (DV6FD)	75,000	4	1560	73 - 75 kW	D	288	19
8FR (EP3C)	77,000	4	1397	70 - 72 kW	B/G	292	42	BHZ (DV6FC)	75,000	4	1560	88 kW	D	288	19
8FS (EP3)	77,000	4	1397	70 kW	B	291	37	C1A (TU9/K)	70,000	4	954	33 kW	B	286	5
8HP (DV4C)	73,700	4	1398	50 kW	D	287	11	C1A	70,000	4	954	32 - 34 kW	B	286	4
8HR (DV4C)	73,700	4	1398	50 kW	D	287	13	C1B (TU9/W)	70,000	4	954	33 kW	B	286	5
8HS (DV4TED)	73,700	4	1398	50 kW	D	287	12	C3A (TU9TR/K)	70,000	4	954	30 - 33 kW	B	286	5
8HT (DV4TD)	73,700	4	1398	40 kW	D	287	13	CDY (TU9M)	70,000	4	954	33 - 37 kW	B	286	4
8HX (DV4TD)	73,700	4	1398	50 - 55 kW	D	287	13	CDZ (TU9M)	70,000	4	954	33 - 37 kW	B	286	4

ENGINE			ccm	kW			1 POS	ENGINE			ccm	kW			1 POS
CRD93LS (U25/673)	93,000	4	2500	70 kW	D	304	115	K2A	75,000	4	1360	61 - 65 kW	B	289	23
D2A (XU92C)	83,000	4	1905	75 - 77 kW	B	295	64	K2B	75,000	4	1360	62 - 65 kW	B	289	23
D2C (XU92C)	83,000	4	1905	70 kW	B	295	64	K2D	75,000	4	1360	55 kW	B	289	23
D2E	83,000	4	1905	78 - 79 kW	B	295	64	K3A	75,000	4	1360	40 - 46 kW	B	289	23
D2F	83,000	4	1905	80 kW	B	295	64	K6D (TU3A)	75,000	4	1360	53 kW	B	289	24
D6C (XU9J4)	83,000	4	1905	116 - 118 kW	B	295	65	K6E (TU3A)	75,000	4	1360	53 - 54 kW	B	289	25
D6C	83,000	4	1905	116 - 117 kW	B	295	62	K6F (TU3A)	75,000	4	1360	53 kW	B	289	24
D6E (XU9JA)	83,000	4	1905	93 - 96 kW	B	295	64	K9A (TUD3)	75,000	4	1360	38 - 39 kW	D	289	26
D8B (XUD9TE)	83,000	4	1905	66 - 68 kW	D	296	66	K9Y (TUD3Y)	75,000	4	1360	37 - 39 kW	D	289	26
D8B (XUD9TF)	83,000	4	1905	66 - 68 kW	D	296	67	KAY (TU3CP)	75,000	4	1360	44 kW	B	289	23
D8C (XUD9UTF)	83,000	4	1905	66 - 68 kW	D	296	68	KAZ	75,000	4	1360	40 - 55 kW	B	289	27
D9A (XUD9)	83,000	4	1905	47 kW	D	297	74	KDX (TU3MZ)	75,000	4	1360	55 kW	B	289	23
D9B (XUD9)	83,000	4	1905	51 kW	D	296	69	KDY (TU3FM)	75,000	4	1360	55 - 58 kW	B	289	23
D9B (XUD9A/L)	83,000	4	1905	50 - 52 kW	D	296	70	KDY (TU3M)	75,000	4	1360	55 - 58 kW	B	289	23
D9B (XUD9A/U)	83,000	4	1905	50 - 53 kW	D	297	74	KDZ (TU3MZ)	75,000	4	1360	55 - 59 kW	B	289	23
DDZ (XU9M)	83,000	4	1905	80 kW	B	295	64	KFT (TU3A)	75,000	4	1360	54 kW	B	289	23
DFW (XU9J4)	83,000	4	1905	108 - 110 kW	B	295	65	KFT (TU3AE5)	75,000	4	1360	54 kW	B	290	28
DHV (XUD9BSD)	83,000	4	1905	55 kW	D	297	71	KFU (ET3J4)	75,000	4	1360	65 kW	B	290	29
DHW (XUD9SD)	83,000	4	1905	50 - 55 kW	D	296	66	KFV (TU3A)	75,000	4	1360	54 kW	B	290	30
DHY (XUD9TE/Y)	83,000	4	1905	65 - 68 kW	D	297	72	KFV (TU3JP)	75,000	4	1360	54 - 60 kW	B	290	30
DJY (XUD9A)	83,000	4	1905	50 - 52 kW	D	297	73	KFW (TU3A)	75,000	4	1360	55 kW	B	289	27
DJZ (XUD9A)	83,000	4	1905	47 - 50 kW	D	297	74	KFW (TU3JP)	75,000	4	1360	47 - 57 kW	B	290	30
DKZ (XU9JA)	83,000	4	1905	88 kW	B	295	64	KFX (TU3A)	75,000	4	1360	55 kW	B	290	31
DT17ED4	81,000	6	2720	150 kW	D	294	56	KFX (TU3JP)	75,000	4	1360	53 - 57 kW	B	289	23
DT20C	84,000	6	2993	155 - 177 kW	D	298	76	KFY (TU3FJ2)	75,000	4	1360	66 kW	B	289	23
DV4D	73,700	4	1398	40 kW	D	287	14	KFZ (TU3FJ2/Z)	75,000	4	1360	69 - 74 kW	B	290	32
DV6B	75,000	4	1560	55 kW	D	288	20	LFX (XU7JB)	83,000	4	1761	58 - 66 kW	B	295	64
EC5	78,500	4	1587	85 - 90 kW	B	292	46	LFY (XU7JP4)	83,000	4	1761	76 - 85 kW	B	298	75
ES9J4SHP	87,000	6	2946	173 - 173 kW	B	303	106	LFZ (XU7JP)	83,000	4	1761	73 - 76 kW	B	295	64
F1AE0481T	88,000	4	2287	93 kW	D	303	109	M22-621	90,000	4	2175	49 kW	D	303	111
F1CE0481 (30DT)	95,800	4	2999	116 kW	D	304	119	M25-648	93,000	4	2499	70 kW	D	304	114
F1CE0481D (F30DT)	95,800	4	2999	115 - 130 kW	D	304	120	M25-660	93,000	4	2499	54 kW	D	304	114
FHZ (F13DTE5)	69,600	4	1248	55 kW	D	286	1	M25-629	93,000	4	2499	55 kW	D	304	115
H1A	72,000	4	1124	40 - 44 kW	B	286	7	N6A (TU5JP4)	78,500	4	1587	78 - 83 kW	B	292	47
H1B	72,000	4	1124	40 - 44 kW	B	286	7	NFP (EC5)	78,500	4	1587	85 kW	B	292	47
HAZ (TU1CP)	72,000	4	1124	40 kW	B	286	7	NFP (EC5F)	78,500	4	1587	85 kW	B	292	46
HDY (TU1M+)	72,000	4	1124	40 kW	B	287	8	NFR (TU5JP4B)	78,500	4	1587	66 kW	B	292	47
HDZ (TU1M)	72,000	4	1124	40 - 44 kW	B	286	7	NFS (TU5JP4S)	78,500	4	1587	90 kW	B	292	47
HFV (TU1A)	72,000	4	1124	44 kW	B	287	9	NFT (TU5JP)	78,500	4	1587	72 - 74 kW	B	293	48
HFX (TU1A)	72,000	4	1124	44 kW	B	287	10	NFU (TU5JP4)	78,500	4	1587	80 - 90 kW	B	293	49
HFX (TU1JP)	72,000	4	1124	44 kW	B	286	7	NFV (TU5JP)	78,500	4	1587	70 - 74 kW	B	293	50
HMP (EB2FB)	75,000	3	1199	50 kW	B	289	21	NFX (TU5JP4)	78,500	4	1587	80 - 88 kW	B	292	46
HMT (EB2D)	75,000	3	1199	60 kW	B	289	21	NFZ (TU5JP)	78,500	4	1587	65 - 67 kW	B	293	51
HMU (EB2D)	75,000	3	1199	55 kW	B	289	21	P8A (XUD11ATE)	85,000	4	2088	80 - 81 kW	D	299	83
HMU (EB2FD)	75,000	3	1199	55 kW	B	289	21	P8C (XUD11BTE)	85,000	4	2088	80 kW	D	299	84
HMX (EB2)	75,000	3	1199	60 kW	B	289	21	P9A (XUD11A)	86,000	4	2138	60 - 61 kW	D	302	99
HMY (EB2M)	75,000	3	1199	53 kW	B	289	21	PHZ (XUD11ATE)	85,000	4	2088	80 - 81 kW	D	299	84
HMZ (EB2)	75,000	3	1199	60 kW	B	289	21	PJZ (XUD11ATE)	85,000	4	2088	80 kW	D	299	85
HMZ (EB2F)	75,000	3	1199	60 - 66 kW	B	289	21	R6A	86,000	4	1998	90 - 96 kW	B	303	105
HNK (EB2ADTD)	75,000	3	1199	74 - 75 kW	B	289	22	RDZ (XU10MZ)	86,000	4	1998	79 kW	B	302	100
HNN (EB2ADTX)	75,000	3	1199	114 - 115 kW	B	289	22	RFJ (EW10A)	85,000	4	1997	103 - 111 kW	B	299	86
HNP (EB2ADT)	75,000	3	1199	81 kW	B	289	22	RFK (EW10J4S)	85,000	4	1997	130 kW	B	300	87
HNS (EB2ADTS)	75,000	3	1199	96 kW	B	289	22	RFN (EW10J4)	85,000	4	1997	88 - 105 kW	B	299	86
HNV (EB2DTM)	75,000	3	1199	81 kW	B	289	22	RFS (XU10J4RS)	86,000	4	1998	120 - 123 kW	B	302	101
HNX (EB2DTS)	75,000	3	1199	81 kW	B	289	22	RFT (XU10J4/Z)	86,000	4	1998	110 - 114 kW	B	302	103
HNY (EB2DTS)	75,000	3	1199	96 kW	B	289	22	RFV (XU10J4R)	86,000	4	1998	93 - 99 kW	B	302	102
HNZ (EB2DT)	75,000	3	1199	81 kW	B	289	22	RFX (XU10J2C)	86,000	4	1998	89 - 90 kW	B	302	104
J6T A500	88,000	4	2165	83 - 85 kW	B	303	108	RFY (XU10J4/Z)	86,000	4	1998	110 - 114 kW	B	302	103
K1B	75,000	4	1360	44 kW	B	289	23	RFZ (XU10J2)	86,000	4	1998	89 - 90 kW	B	302	104
K1F	75,000	4	1360	44 - 49 kW	B	289	23	RGX (XU10J2TE)	86,000	4	1998	108 kW	B	302	100
K1G	75,000	4	1360	51 - 52 kW	B	289	23	RGY (XU10J2TE/Z)	86,000	4	1998	104 - 108 kW	B	302	104
K1H (TU3A)	75,000	4	1360	47 - 55 kW	B	289	23	RHC (DW10CTED4)	85,000	4	1997	120 kW	D	299	80



ENGINE			ccm	kW			1 POS	ENGINE			ccm	kW			1 POS
RHD (DW10CB)	85,000	4	1997	100 kW	D	299	80	TU32	75,000	4	1360	55 - 55 kW	B	290	33
RHD (DW10CTED4)	85,000	4	1997	100 kW	D	299	80	TU9K	70,000	4	954	37 kW	B	286	6
RHE (DW10CTED4)	85,000	4	1997	110 kW	D	299	80	TU9	70,000	4	954	33 kW	B	286	4
RHF (DW10BTED4)	85,000	4	1997	100 - 103 kW	D	299	80	UHZ (DT17BTED4)	81,000	6	2720	150 kW	D	294	56
RHH (DW10CTED4)	85,000	4	1997	120 kW	D	300	88	UHZ (DT17TED4)	81,000	6	2720	150 kW	D	294	57
RHJ (DW10BTED4)	85,000	4	1997	100 kW	D	300	88	UKZ (ZPJ4/Z)	93,000	6	2963	147 kW	B	304	116
RHK (DW10UTED4)	85,000	4	1997	79 - 88 kW	D	300	88	VJY (TUD5)	77,000	4	1527	40 - 43 kW	D	292	44
RHM (DW10ATED4)	85,000	4	1997	76 - 79 kW	D	300	89	VJZ (TUD5)	77,000	4	1527	42 - 43 kW	D	292	45
RHR (DW10BTED4)	85,000	4	1997	100 - 101 kW	D	300	88	WJX (DW8B)	82,200	4	1868	44 kW	D	294	58
RHS (DW10ATED)	85,000	4	1997	79 kW	D	301	93	WJY (DW8B)	82,200	4	1868	51 - 52 kW	D	294	59
RHT (DW10ATED4)	85,000	4	1997	79 - 81 kW	D	300	90	WJZ (DW8)	82,200	4	1868	51 - 52 kW	D	295	60
RHV (DW10TD)	85,000	4	1997	62 kW	D	301	93	XFU (ES9A)	87,000	6	2946	152 - 155 kW	B	303	106
RHV (DW10UTD)	85,000	4	1997	62 kW	D	301	93	XFV (ES9A)	87,000	6	2946	152 - 155 kW	B	303	107
RHW (DW10ATED4)	85,000	4	1997	79 - 80 kW	D	300	91	XFW (ES9J4)	87,000	6	2946	150 kW	B	303	106
RHX (DW10BTED)	85,000	4	1997	69 kW	D	301	92	XFX (ES9J4S)	87,000	6	2946	150 - 173 kW	B	303	107
RHY (DW10TD)	85,000	4	1997	66 kW	D	301	93	XFZ (ES9J4)	87,000	6	2946	140 - 142 kW	B	303	106
RHZ (DW10ATED)	85,000	4	1997	79 - 81 kW	D	301	93	XU102C	86,000	4	1998	79 kW	B	302	100
RHZ (DW10BTED)	85,000	4	1997	80 kW	D	301	94	XU10J2	86,000	4	1998	81 - 89 kW	B	303	105
RHZ (DW10BTED+)	85,000	4	1997	80 kW	D	301	95	XU52C	83,000	4	1580	65 - 85 kW	B	295	64
RHZ (DW10CTED)	85,000	4	1997	80 kW	D	301	96	XV8	70,000	4	954	33 kW	B	286	2
RHZ (DW10CTED+)	85,000	4	1997	80 kW	D	301	96	YFY (TU4M)	75,000	4	1449	68 kW	B	291	34
RLZ (EW10D)	85,000	4	1997	103 kW	B	301	97	YFZ (TU4M)	75,000	4	1449	66 kW	B	291	34
SKZ (ZPJ4/Z)	93,000	6	2963	147 kW	B	304	116	YHR (DV5RUCd)	75,000	4	1499	75 kW	D	291	35
T8A (DJ5T)	92,000	4	2446	76 kW	D	304	113	YHV (DV5RUC)	75,000	4	1499	88 kW	D	291	35
T9A (DJ5)	92,000	4	2446	63 kW	D	304	113	YHW (DV5RE)	75,000	4	1499	55 kW	D	291	35
THX (DJ5TED)	92,000	4	2446	79 kW	D	303	112	YHX (DV5RC)	75,000	4	1499	88 kW	D	291	35
THY (DK5ATE)	92,000	4	2446	95 kW	D	304	113	YHY (DV5RD)	75,000	4	1499	73 - 75 kW	D	291	35
THZ (DJ5T)	92,000	4	2446	76 kW	D	304	113	YHZ (DV5RC)	75,000	4	1499	96 kW	D	291	35



## 69,600 mm

1

FHZ (F13DTE5),

973801-8

Hydro

## 70,000 mm

2

108C, XV8,

883708-4

13,06 x 7,00 x 47,50 | IN | EX

K-7

883709-4

13,06 x 7,00 x 47,60 | IN | EX

## 70,000 mm

3

108C (XV8),

883708-4

13,06 x 7,00 x 47,50 | IN | EX

K-7

## 70,000 mm

4

C1A, CDY (TU9M), CDZ (TU9M), TU9,

883708-4

13,06 x 7,00 x 47,50 | IN | EX

K-7

883709-4

13,06 x 7,00 x 47,60 | IN | EX

863736-4

27,80 x 7,00 x 112,50 x 45°

915001-8

Ø 7,00

## 70,000 mm

5

C1A (TU9/K), C1B (TU9/W), C3A (TU9TR/K),

915001-8

Ø 7,00

## 70,000 mm

6

TU9K,

883708-4

13,06 x 7,00 x 47,50 | IN | EX

K-7

863736-4

27,80 x 7,00 x 112,50 x 45°

915001-8

Ø 7,00

## 72,000 mm

7

H1A, H1B, HAZ (TU1CP), HDZ (TU1M), HFX (TU1JP),

853721-4

36,50 x 7,00 x 112,70 x 45°

883708-4

13,06 x 7,00 x 47,50 | IN | EX

K-7

853727-4

36,80 x 7,00 x 112,80 x 30°

883709-4

13,06 x 7,00 x 47,60 | IN | EX

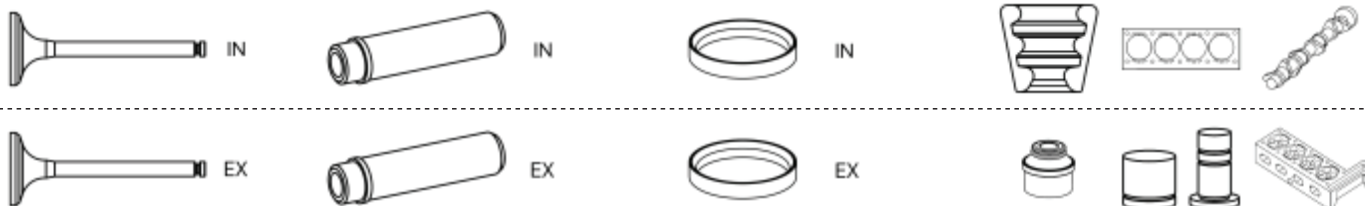
863728-4

29,30 x 7,00 x 112,60 x 45°

915001-8

Ø 7,00





## 72,000 mm

8

HDY (TU1M+),

**853721-4**

36,50 x 7,00 x 112,70 x 45°

**853727-4**

36,80 x 7,00 x 112,80 x 30°

**863728-4**

29,30 x 7,00 x 112,60 x 45°

**915001-8**

Ø 7,00

## 72,000 mm

9

HFV (TU1A),

**915001-8**

Ø 7,00

## 72,000 mm

10

HFV (TU1A),

**853721-4**

36,50 x 7,00 x 112,70 x 45°

**863728-4**

29,30 x 7,00 x 112,60 x 45°

**915001-8**

Ø 7,00

## 73,700 mm

11

8HP (DV4C),

**851135-4**

32,80 x 5,50 x 97,30 x 45°

**883713-4**

9,55 x 5,50 x 34,00 | IN | EX

**861136-4**

30,10 x 5,50 x 97,30 x 45°

## 73,700 mm

12

8HS (DV4TED),

**851135-4**

32,80 x 5,50 x 97,30 x 45°

**861136-4**

30,10 x 5,50 x 97,30 x 45°

**973801-8**

Hydro

## 73,700 mm

13

8HR (DV4C), 8HT (DV4TD), 8HX (DV4TD), 8HY (DV4TED4), 8HZ (DV4TD),

**851135-4**

32,80 x 5,50 x 97,30 x 45°

**883713-4**

9,55 x 5,50 x 34,00 | IN | EX

**861136-4**

30,10 x 5,50 x 97,30 x 45°

**973801-8**

Hydro

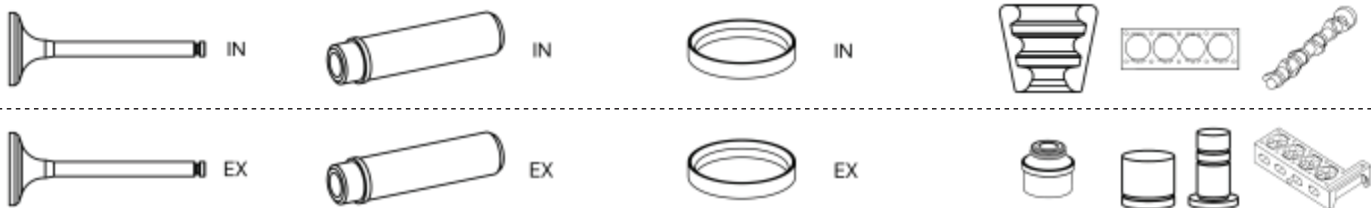
## 73,700 mm

14

DV4D,

**973506-8**

Hydro



<b>75,000 mm</b>	<b>15</b>
------------------	-----------

150F ,		
<b>853721-4</b>	<b>883708-4</b>	<b>K-7</b>
36,50 x 7,00 x 112,70 x 45°	13,06 x 7,00 x 47,50   IN   EX	
<b>853727-4</b>	<b>883709-4</b>	
36,80 x 7,00 x 112,80 x 30°	13,06 x 7,00 x 47,60   IN   EX	
<b>863728-4</b>		
29,30 x 7,00 x 112,60 x 45°		

<b>75,000 mm</b>	<b>16</b>
------------------	-----------

9HW (DV6BTED4) ,		
<b>851107-4</b>	<b>883713-4</b>	
25,60 x 5,50 x 96,45 x 45°	9,55 x 5,50 x 34,00   IN   EX	
<b>861108-4</b>		
23,40 x 5,50 x 96,60 x 45°		

<b>75,000 mm</b>	<b>17</b>
------------------	-----------

9HX (DV6ATED4) , 9HY (DV6TED4) , 9HZ (DV6TED4) ,		
<b>851107-4</b>	<b>883713-4</b>	
25,60 x 5,50 x 96,45 x 45°	9,55 x 5,50 x 34,00   IN   EX	
<b>861108-4</b>		<b>973701-8</b>
23,40 x 5,50 x 96,60 x 45°		Hydro
		<b>973801-8</b>
		Hydro

<b>75,000 mm</b>	<b>18</b>
------------------	-----------

9HC (DV6C) , 9HD (DV6C) , 9HH (DV6DUM) , 9HJ (DV6DM) , 9HM (DV6UC) , BHS (DV6FDU) , BHT (DV6FC) , BHU (DV6FC) ,		
<b>853777-4</b>	<b>883713-4</b>	
30,00 x 5,50 x 95,60 x 45°	9,55 x 5,50 x 34,00   IN   EX	
<b>863778-4</b>		
27,60 x 5,50 x 95,60 x 45°		

<b>75,000 mm</b>	<b>19</b>
------------------	-----------

9HE (DV6DBM) , 9HF (DV6DTE) , 9HJ (DV6DTE) , 9HK (DV6ETEDM) , 9HL (DV6C) , 9HN (DV6ETED) , 9HP (DV6D) , 9HP (DV6DTE) , 9HR (DV6C) , BHV (DV6FDU) , BHW (DV6FE) , BHX (DV6FC) , BHX (DV6FCU) , BHY (DV6FD) , BHZ (DV6FC) ,		
<b>853777-4</b>	<b>883713-4</b>	
30,00 x 5,50 x 95,60 x 45°	9,55 x 5,50 x 34,00   IN   EX	
<b>863778-4</b>		<b>973801-8</b>
27,60 x 5,50 x 95,60 x 45°		Hydro

<b>75,000 mm</b>	<b>20</b>
------------------	-----------

9HS (DV6TED4BU) , 9HT (DV6BTED4) , 9HT (DV6BUTED4) , 9HU (DV6UTED4) , 9HW (DV6ETED) , 9HX (DV6AUTED4) , DV6B ,		
<b>851107-4</b>	<b>883713-4</b>	
25,60 x 5,50 x 96,45 x 45°	9,55 x 5,50 x 34,00   IN   EX	
<b>861108-4</b>		<b>973701-8</b>
23,40 x 5,50 x 96,60 x 45°		Hydro





## 75,000 mm

**21**

HMP (EB2FB), HMT (EB2D), HMU (EB2D), HMU (EB2FD), HMX (EB2), HMY (EB2M), HMZ (EB2), HMZ (EB2F),

**853775-6**

29,10 x 5,00 x 92,60 x 45°

**863776-6**

26,00 x 5,00 x 91,90 x 45°

## 75,000 mm

**22**

HMK (EB2ADTD), HNN (EB2ADTX), HNP (EB2ADT), HNS (EB2ADTS), HNV (EB2DTM), HNX (EB2DTS), HNY (EB2DTS), HNZ (EB2DT),

**853785-6**

26,40 x 5,00 x 93,50 x 45°

**863786-6**

23,80 x 5,00 x 92,90 x 45°

## 75,000 mm

**23**

K1B, K1F, K1G, K1H (TU3A), K2A, K2B, K2D, K3A, KAY (TU3CP), KDX (TU3M/Z), KDY (TU3FM), KDY (TU3M), KDZ (TU3M/Z), KFT (TU3A), KFX (TU3JP), KFY (TU3FJ2),

**853721-4**

36,50 x 7,00 x 112,70 x 45°

**883708-4**

13,06 x 7,00 x 47,50 | IN | EX

**K-7****853727-4**

36,80 x 7,00 x 112,80 x 30°

**883709-4**

13,06 x 7,00 x 47,60 | IN | EX

**863728-4**

29,30 x 7,00 x 112,60 x 45°

**915001-8**

Ø 7,00

## 75,000 mm

**24**

K6D (TU3A), K6F (TU3A),

**883709-4**

13,06 x 7,00 x 47,60 | IN | EX

## 75,000 mm

**25**

K6E (TU3A),

**853721-4**

36,50 x 7,00 x 112,70 x 45°

**883709-4**

13,06 x 7,00 x 47,60 | IN | EX

**863728-4**

29,30 x 7,00 x 112,60 x 45°

## 75,000 mm

**26**

K9A (TUD3), K9Y (TUD3Y),

**883710-4**

13,07 x 7,00 x 40,20 | IN

**511103-1****915001-8**

Ø 7,00

## 75,000 mm

**27**

KAZ, KFW (TU3A),

**853721-4**

36,50 x 7,00 x 112,70 x 45°

**883709-4**

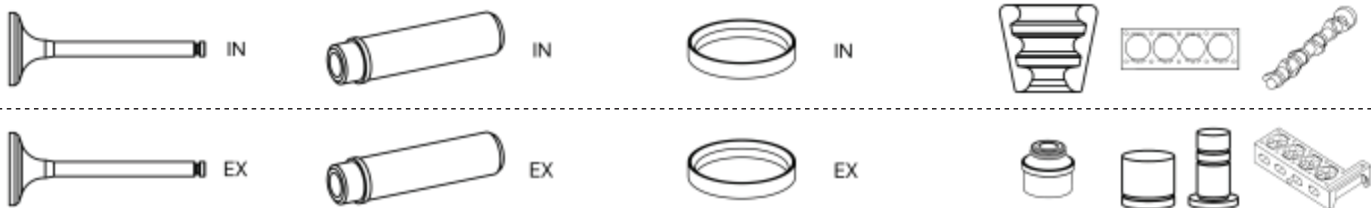
13,06 x 7,00 x 47,60 | IN | EX

**863728-4**

29,30 x 7,00 x 112,60 x 45°

**915001-8**

Ø 7,00



## 75,000 mm

28

KFT (TU3AE5),

**853721-4**

36,50 x 7,00 x 112,70 x 45°

**883708-4**

13,06 x 7,00 x 47,50 | IN | EX

**K-7**

**863728-4**

29,30 x 7,00 x 112,60 x 45°

**915001-8**

Ø 7,00

## 75,000 mm

29

9HF (DV6DU), KFU (ET3J4),

**973801-8**

Hydro

## 75,000 mm

30

KFV (TU3A), KFV (TU3JP), KFW (TU3JP),

**853721-4**

36,50 x 7,00 x 112,70 x 45°

**883708-4**

13,06 x 7,00 x 47,50 | IN | EX

**M-7**

**853727-4**

36,80 x 7,00 x 112,80 x 30°

**883709-4**

13,06 x 7,00 x 47,60 | IN | EX

**K-7**

**853739-4**

39,30 x 7,00 x 111,50 x 30°

**863728-4**

29,30 x 7,00 x 112,60 x 45°

**915001-8**

Ø 7,00

## 75,000 mm

31

KFX (TU3A),

**883709-4**

13,06 x 7,00 x 47,60 | IN | EX

**915001-8**

Ø 7,00

## 75,000 mm

32

KFZ (TU3FJ2/Z),

**915001-8**

Ø 7,00

## 75,000 mm

33

TU32,

**853721-4**

36,50 x 7,00 x 112,70 x 45°

**883708-4**

13,06 x 7,00 x 47,50 | IN | EX

**K-7**

**853727-4**

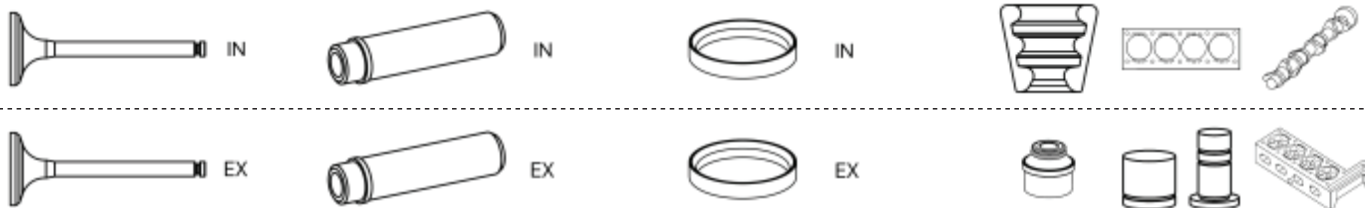
36,80 x 7,00 x 112,80 x 30°

**863728-4**

29,30 x 7,00 x 112,60 x 45°

**915001-8**

Ø 7,00



**75,000 mm**

**34**

YFY (TU4M) , YFZ (TU4M) ,

915097-8

Ø 6,00

**75,000 mm**

**35**

YHR (DV5RUCd) , YHV (DV5RUC) , YHW (DV5RE) , YHX (DV5RC) , YHY (DV5RD) , YHZ (DV5RC) ,

853783-4

25,30 x 5,50 x 95,47 x 45°

863784-4

22,00 x 5,50 x 94,80 x 45°

**77,000 mm**

**36**

5FP (EP6) ,

851109-4

30,00 x 5,00 x 97,10 x 45°

M-5

970703-8

Hydro

**77,000 mm**

**37**

5FS (EP6C) , 8FS (EP3) ,

851109-4

30,00 x 5,00 x 97,10 x 45°

851113-4

28,80 x 5,00 x 105,70 x 45°

861138-4

26,20 x 5,00 x 110,10 x 45°

M-5

970703-8

Hydro

**77,000 mm**

**38**

5FD (EP6DTS) , 5FK (EP6CB) , 5FN (EP6CDT) , 5FR (EP6DT) , 5FU (EP6CDTX) , 5FU (EP6DTX) , 5FV (EP6CDT) ,

851113-4

28,80 x 5,00 x 105,70 x 45°

861138-4

26,20 x 5,00 x 110,10 x 45°

M-5

970703-8

Hydro

**77,000 mm**

**39**

5FW (EP6) ,

851109-4

30,00 x 5,00 x 97,10 x 45°

861110-4

25,10 x 5,00 x 110,70 x 45°

M-5

970703-8

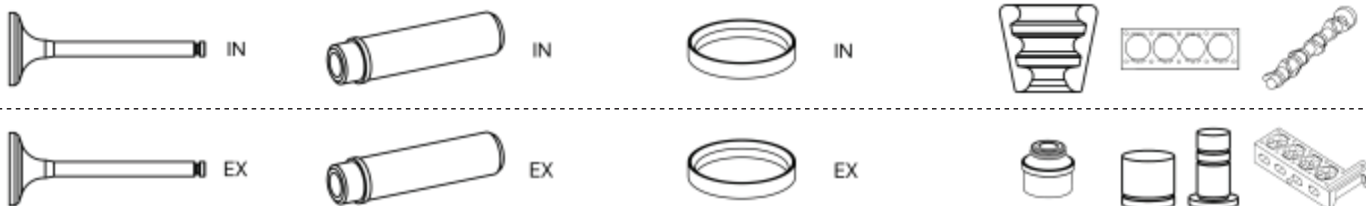
Hydro

**77,000 mm**

**40**

5FY (EP6CDTX) ,

M-5



## 77,000 mm

41

5FA (EP6CDT), 5FX (EP6DT), 5FY (EP6DTS), 5GZ (EP6FDT),

851113-4

M-5

28,80 x 5,00 x 105,70 x 45°

861138-4

26,20 x 5,00 x 110,10 x 45°

## 77,000 mm

42

5FE (EP6CDTMD), 5FM (EP6DT), 5GF (EP6FADTXD), 8FR (EP3C),

970703-8

Hydro

## 77,000 mm

43

8FN (EP3), 8FP (EP3C), 8FR (EP3),

851109-4

30,00 x 5,00 x 97,10 x 45°

970703-8

Hydro

## 77,000 mm

44

VJY (TUD5),

853749-4

883710-4

K-7

511103-1

37,00 x 7,00 x 108,50 x 45°

13,07 x 7,00 x 40,20 | IN

863750-4

915001-8

31,55 x 7,00 x 108,17 x 45°

Ø 7,00

## 77,000 mm

45

VJZ (TUD5),

853749-4

K-7

511103-1

37,00 x 7,00 x 108,50 x 45°

863750-4

915001-8

31,55 x 7,00 x 108,17 x 45°

Ø 7,00

## 78,500 mm

46

EC5, NFP (EC5F), NFX (TU5JP4),

915097-8

Ø 6,00

## 78,500 mm

47

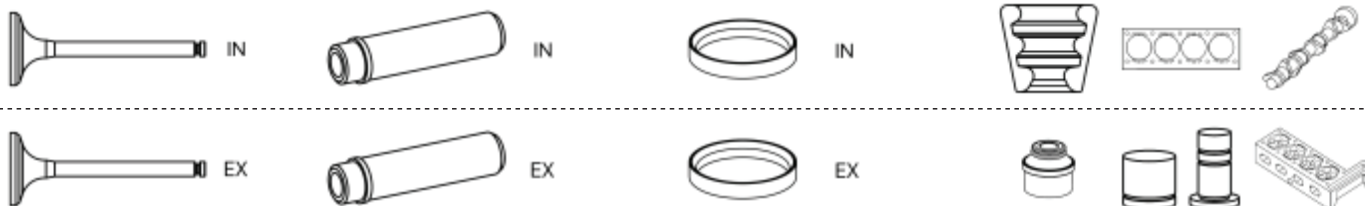
N6A (TU5JP4), NFP (EC5), NFR (TU5JP4B), NFS (TU5JP4S),

853701-4

31,40 x 6,00 x 103,85 x 45°

915097-8

Ø 6,00



**78,500 mm**

**48**

NFT (TU5JP) ,

915001-8

Ø 7,00

**78,500 mm**

**49**

NFU (TU5JP4) ,

853701-4

31,40 x 6,00 x 103,85 x 45°

L-6

863702-4

24,60 x 6,00 x 104,50 x 45°

915097-8

Ø 6,00

**78,500 mm**

**50**

NFV (TU5JP) ,

883709-4

13,06 x 7,00 x 47,60 | IN | EX

915001-8

Ø 7,00

**78,500 mm**

**51**

NFZ (TU5JP) ,

853713-4

39,10 x 7,00 x 112,00 x 45°

883709-4

13,06 x 7,00 x 47,60 | IN | EX

M-7

853739-4

39,30 x 7,00 x 111,50 x 30°

915001-8

Ø 7,00

**80,000 mm**

**52**

161 (XUD7) ,

853733-4

38,50 x 8,00 x 112,40 x 45°

883707-4

14,06 x 8,00 x 52,20 | IN | EX

K-8

511104-1

883711-4

14,06 x 8,00 x 48,00 | IN

513701-1

**80,000 mm**

**53**

161A (XUD7) , A9A (XUD7) ,

853733-4

38,50 x 8,00 x 112,40 x 45°

883707-4

14,06 x 8,00 x 52,20 | IN | EX

K-8

511104-1

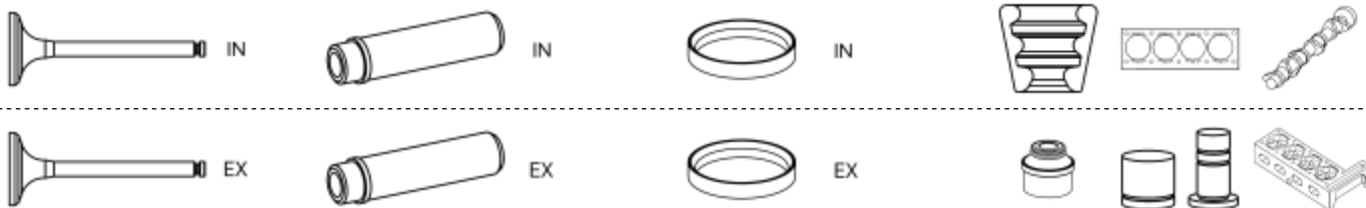
883711-4

14,06 x 8,00 x 48,00 | IN

513701-1

863734-4

33,00 x 8,00 x 111,85 x 45°



## 80,000 mm

54

A8A (XUD7TE),

853709-4

883711-4

K-8

38,50 x 8,00 x 112,40 x 45°

14,06 x 8,00 x 48,00 | IN

853733-4

38,50 x 8,00 x 112,40 x 45°

853751-4

38,50 x 8,00 x 112,40 x 45°

863734-4

33,00 x 8,00 x 111,85 x 45°

483701-1

## 80,000 mm

55

AJZ (XUD7TE),

853709-4

883711-4

K-8

511104-1

38,50 x 8,00 x 112,40 x 45°

14,06 x 8,00 x 48,00 | IN

853733-4

38,50 x 8,00 x 112,40 x 45°

853751-4

38,50 x 8,00 x 112,40 x 45°

863734-4

33,00 x 8,00 x 111,85 x 45°

483701-1

## 81,000 mm

56

DT17ED4, UHZ (DT17BTED4),

M-6

973801-8

Hydro

## 81,000 mm

57

UHZ (DT17TED4),

973801-8

Hydro

## 82,200 mm

58

WJX (DW8B),

853709-4

511104-1

38,50 x 8,00 x 112,40 x 45°

863734-4

33,00 x 8,00 x 111,85 x 45°

483715-1

## 82,200 mm

59

WJY (DW8B),

853709-4

883707-4

K-8

511104-1

38,50 x 8,00 x 112,40 x 45°

14,06 x 8,00 x 52,20 | IN | EX

853733-4

883711-4

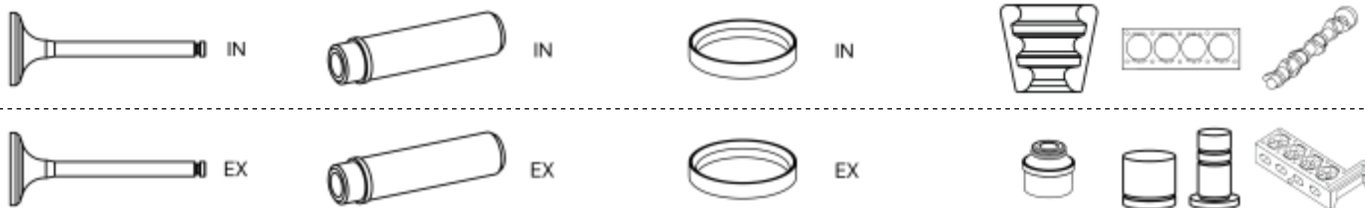
38,50 x 8,00 x 112,40 x 45°

14,06 x 8,00 x 48,00 | IN

863734-4

33,00 x 8,00 x 111,85 x 45°

483715-1



## 82,200 mm

60

WJZ (DW8) ,

853709-4

883707-4

38,50 x 8,00 x 112,40 x 45°

14,06 x 8,00 x 52,20 | IN | EX

K-8

511104-1

853733-4

883711-4

38,50 x 8,00 x 112,40 x 45°

14,06 x 8,00 x 48,00 | IN

513701-1

863734-4

33,00 x 8,00 x 111,85 x 45°

483715-1

## 82,700 mm

61

6FY (EW7A) , 6FZ (EW7J4) ,

853705-4

29,80 x 6,00 x 106,00 x 45°

863706-4

27,20 x 6,00 x 104,00 x 45°

## 83,000 mm

62

159K , D6C ,

915001-8

Ø 7,00

## 83,000 mm

63

162 (XUD9) ,

853733-4

883707-4

38,50 x 8,00 x 112,40 x 45°

14,06 x 8,00 x 52,20 | IN | EX

K-8

903715-1

511104-1

883711-4

14,06 x 8,00 x 48,00 | IN

513701-1

863734-4

33,00 x 8,00 x 111,85 x 45°

483707-1

## 83,000 mm

64

171A , 171B , 171C , 171D , 180A (XU5J) , 180Z (XU5J) , B1A (XU51C/K) , B1E (XU51C) , B6D , B6E , BAZ (XU5CP) , BDZ (XU5M) , BFZ (XU5JP) , D2A (XU92C) , D2C (XU92C) , D2E , D2F , D6E (XU9JA) , DDZ (XU9M) , DKZ (XU9JA) , LFX (XU7JB) , LFZ (XU7JP) , XU52C ,

K-8

## 83,000 mm

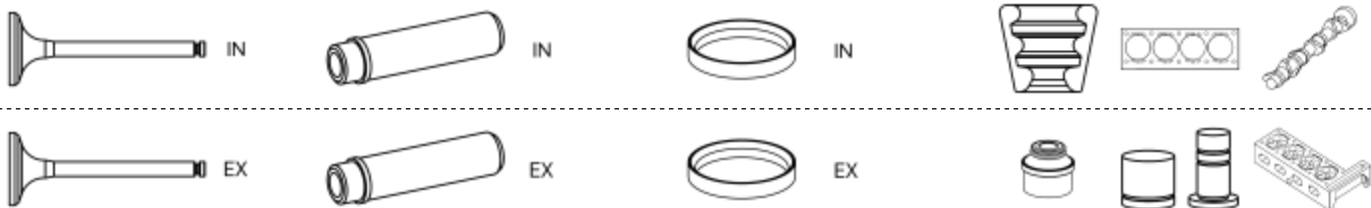
65

D6C (XU9J4) , DFW (XU9J4) ,

M-7

915001-8

Ø 7,00



## 83,000 mm

66

D8B (XUD9TE), DHW (XUD9SD),

<b>853709-4</b> 38,50 x 8,00 x 112,40 x 45°	<b>883707-4</b> 14,06 x 8,00 x 52,20   IN   EX	<b>K-8</b>	<b>511104-1</b>
	<b>883711-4</b> 14,06 x 8,00 x 48,00   IN		

<b>863734-4</b> 33,00 x 8,00 x 111,85 x 45°
--

## 83,000 mm

67

D8B (XUD9TF),

<b>853709-4</b> 38,50 x 8,00 x 112,40 x 45°	<b>883707-4</b> 14,06 x 8,00 x 52,20   IN   EX	<b>K-8</b>	<b>511104-1</b>
<b>853733-4</b> 38,50 x 8,00 x 112,40 x 45°	<b>883711-4</b> 14,06 x 8,00 x 48,00   IN		<b>513701-1</b>

<b>853751-4</b> 38,50 x 8,00 x 112,40 x 45°
--

<b>863734-4</b> 33,00 x 8,00 x 111,85 x 45°
--

## 83,000 mm

68

D8C (XUD9UTF),

<b>853709-4</b> 38,50 x 8,00 x 112,40 x 45°	<b>883707-4</b> 14,06 x 8,00 x 52,20   IN   EX	<b>K-8</b>	<b>511104-1</b>
	<b>883711-4</b> 14,06 x 8,00 x 48,00   IN		<b>513701-1</b>

<b>863734-4</b> 33,00 x 8,00 x 111,85 x 45°
--

## 83,000 mm

69

D9B (XUD9),

**903715-1**

## 83,000 mm

70

D9B (XUD9A/L),

<b>853733-4</b> 38,50 x 8,00 x 112,40 x 45°	<b>883707-4</b> 14,06 x 8,00 x 52,20   IN   EX	<b>K-8</b>	<b>903715-1</b>	<b>511104-1</b>
	<b>883711-4</b> 14,06 x 8,00 x 48,00   IN			<b>513701-1</b>

<b>863734-4</b> 33,00 x 8,00 x 111,85 x 45°
--

**483702-1**

**483709-1**





## 83,000 mm

**71**

DHV (XUD9BSD) ,

<b>853709-4</b>	<b>883707-4</b>	<b>K-8</b>	<b>511104-1</b>
38,50 x 8,00 x 112,40 x 45°	14,06 x 8,00 x 52,20   IN   EX		
<b>853733-4</b>	<b>883711-4</b>		
38,50 x 8,00 x 112,40 x 45°	14,06 x 8,00 x 48,00   IN		
<b>853816-4</b>			
40,30 x 8,00 x 111,60 x 45°			
<b>863734-4</b>			
33,00 x 8,00 x 111,85 x 45°			

## 83,000 mm

**72**

DHY (XUD9TE/Y) ,

<b>853709-4</b>	<b>883707-4</b>	<b>K-8</b>	<b>511104-1</b>
38,50 x 8,00 x 112,40 x 45°	14,06 x 8,00 x 52,20   IN   EX		
<b>853733-4</b>	<b>883711-4</b>		<b>513701-1</b>
38,50 x 8,00 x 112,40 x 45°	14,06 x 8,00 x 48,00   IN		
<b>853751-4</b>			
38,50 x 8,00 x 112,40 x 45°			
<b>863734-4</b>			<b>483706-1</b>
33,00 x 8,00 x 111,85 x 45°			

## 83,000 mm

**73**

DJY (XUD9A) ,

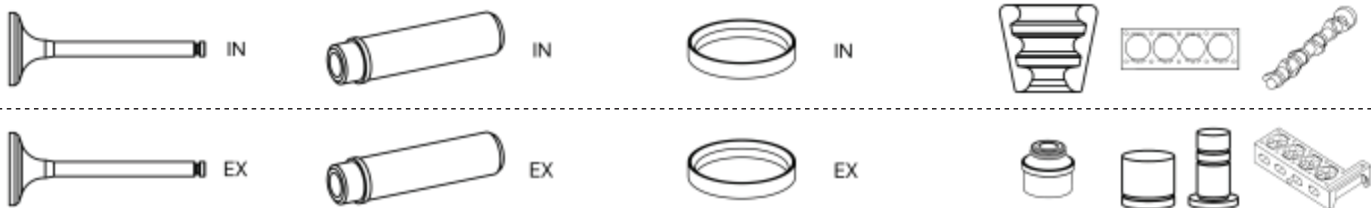
<b>853733-4</b>	<b>883707-4</b>	<b>K-8</b>	<b>903715-1</b>	<b>511104-1</b>
38,50 x 8,00 x 112,40 x 45°	14,06 x 8,00 x 52,20   IN   EX			
	<b>883711-4</b>			<b>513701-1</b>
	14,06 x 8,00 x 48,00   IN			
<b>863734-4</b>				<b>483710-1</b>
33,00 x 8,00 x 111,85 x 45°				

## 83,000 mm

**74**

D9A (XUD9) , D9B (XUD9A/U) , DJZ (XUD9A) ,

<b>853733-4</b>	<b>883707-4</b>	<b>K-8</b>	<b>903715-1</b>	<b>511104-1</b>
38,50 x 8,00 x 112,40 x 45°	14,06 x 8,00 x 52,20   IN   EX			
	<b>883711-4</b>			<b>513701-1</b>
	14,06 x 8,00 x 48,00   IN			
<b>863734-4</b>				
33,00 x 8,00 x 111,85 x 45°				



## 83,000 mm

75

LFY (XU7JP4) ,

**853705-4**

29,80 x 6,00 x 106,00 x 45°

**883729-4**

12,07 x 7,00 x 40,00 | IN | EX

M-7

**853745-4**

34,60 x 7,00 x 106,40 x 45°

L-6

**853763-4**

34,60 x 6,00 x 106,40 x 45°

**863706-4**

27,20 x 6,00 x 104,00 x 45°

**863764-4**

29,70 x 6,00 x 105,71 x 45°

## 84,000 mm

76

DT20C ,

M-6

## 85,000 mm

77

4HT (DW12BTED4) ,

**883704-4**

10,52 x 6,00 x 41,50 | IN | EX

M-6

**513702-1**

**513703-1**

## 85,000 mm

78

4HW (DW12TED4) , 4HX (DW12TED4) ,

**853772-4**

30,00 x 6,00 x 105,00 x 45°

**883704-4**

10,52 x 6,00 x 41,50 | IN | EX

M-6

**513702-1**

**513703-1**

**863773-4**

25,10 x 6,00 x 105,10 x 45°

## 85,000 mm

79

4HY (DW12UTED) ,

**853768-4**

35,60 x 6,00 x 107,10 x 45°

**883704-4**

10,52 x 6,00 x 41,50 | IN | EX

M-6

**511105-1**

**853772-4**

30,00 x 6,00 x 105,00 x 45°

**513702-1**

**513703-1**

**863773-4**

25,10 x 6,00 x 105,10 x 45°

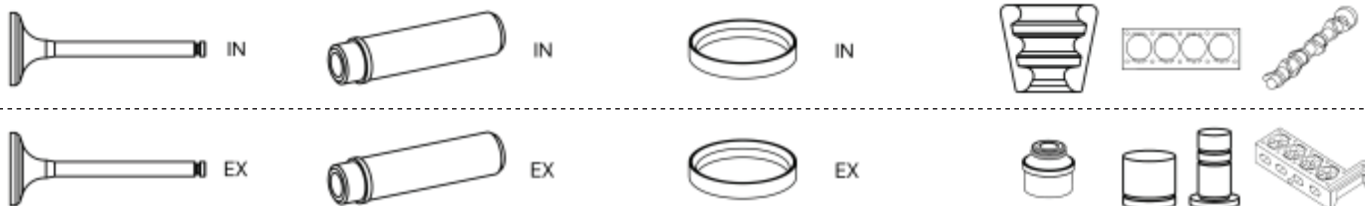
**973506-8**

Hydro

**483713-1**

**973801-8**

Hydro



**85,000 mm**

**80**

AHS (DW10FD), AHV (DW10FD), RHC (DW10CTED4), RHD (DW10CB), RHD (DW10CTED4), RHE (DW10CTED4), RHF (DW10BTED4),

883704-4

M-6

10,52 x 6,00 x 41,50 | IN | EX

863773-4

25,10 x 6,00 x 105,10 x 45°

**85,000 mm**

**81**

4HB (DW12RUD), 4HH (DW12RUC), 4HK (DW12ME5), 4HL (DW12C), 4HN (DW12MTED4), 4HP (DW12BTED4), 4HR (DW12BTED4), 4HS (DW12BTED4),  
AHH (DW10FC), AHR (DW10FD), AHW (DW10FC), AHX (DW10FD),

M-6

**85,000 mm**

**82**

AHY (DW10CE), AHZ (DW10CD),

853768-4

35,60 x 6,00 x 107,10 x 45°

**85,000 mm**

**83**

P8A (XUD11ATE),

853753-4

33,90 x 8,00 x 122,30 x 45°

973715-8

Hydro

**85,000 mm**

**84**

P8C (XUD11BTE), PHZ (XUD11ATE),

853753-4

33,90 x 8,00 x 122,30 x 45°

M-8

863754-4

33,90 x 8,00 x 121,90 x 45°

973715-8

Hydro

**85,000 mm**

**85**

PJZ (XUD11ATE),

853753-4

33,90 x 8,00 x 122,30 x 45°

863754-4

33,90 x 8,00 x 121,90 x 45°

973715-8

Hydro

**85,000 mm**

**86**

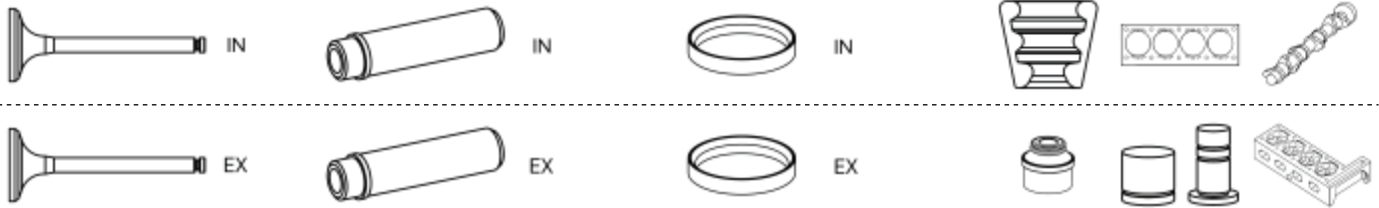
RFJ (EW10A), RFN (EW10J4),

853715-4

33,20 x 6,00 x 106,00 x 45°

863716-4

29,00 x 6,00 x 103,70 x 45°



## 85,000 mm

87

RFK (EW10J4S) ,

**853715-4**

33,20 x 6,00 x 106,00 x 45°

**853761-4**

32,40 x 6,00 x 105,00 x 45°

**863716-4**

29,00 x 6,00 x 103,70 x 45°

**863762-4**

29,30 x 6,00 x 104,00 x 45°

## 85,000 mm

88

RHH (DW10CTED4) , RHJ (DW10BTED4) , RHK (DW10UTED4) , RHR (DW10BTED4) ,

**853772-4**

**883704-4**

M-6

30,00 x 6,00 x 105,00 x 45°

10,52 x 6,00 x 41,50 | IN | EX

**863773-4**

25,10 x 6,00 x 105,10 x 45°

## 85,000 mm

89

RHM (DW10ATED4) ,

**853770-4**

**883704-4**

M-6

29,90 x 6,00 x 106,00 x 45°

10,52 x 6,00 x 41,50 | IN | EX

**853772-4**

30,00 x 6,00 x 105,00 x 45°

**863771-4**

25,00 x 6,00 x 106,25 x 45°

**863773-4**

25,10 x 6,00 x 105,10 x 45°

## 85,000 mm

90

RHT (DW10ATED4) ,

**853772-4**

**883704-4**

M-6

30,00 x 6,00 x 105,00 x 45°

10,52 x 6,00 x 41,50 | IN | EX

**863771-4**

25,00 x 6,00 x 106,25 x 45°

**863773-4**

25,10 x 6,00 x 105,10 x 45°

## 85,000 mm

91

RHW (DW10ATED4) ,

**853770-4**

**883704-4**

M-6

29,90 x 6,00 x 106,00 x 45°

10,52 x 6,00 x 41,50 | IN | EX

**853772-4**

30,00 x 6,00 x 105,00 x 45°

**863771-4**

25,00 x 6,00 x 106,25 x 45°

**863773-4**

25,10 x 6,00 x 105,10 x 45°

**973801-8**

Hydro



## 85,000 mm

**92**

RHX (DW10BTED) ,

**853768-4****883704-4****511105-1**

35,60 x 6,00 x 107,10 x 45°

10,52 x 6,00 x 41,50 | IN | EX

**863769-4**

33,90 x 6,00 x 107,00 x 45°

**973506-8****483713-1**

Hydro

**973801-8**

Hydro

## 85,000 mm

**93**

RHS (DW10ATED) , RHV (DW10TD) , RHV (DW10UTD) , RHV (DW10TD) , RHZ (DW10ATED) ,

**853768-4****883704-4****511105-1**

35,60 x 6,00 x 107,10 x 45°

10,52 x 6,00 x 41,50 | IN | EX

**863769-4**

33,90 x 6,00 x 107,00 x 45°

**915097-8**

Ø 6,00

**973506-8**

Hydro

**483713-1****973801-8**

Hydro

## 85,000 mm

**94**

RHZ (DW10BTED) ,

**853768-4****883704-4**

35,60 x 6,00 x 107,10 x 45°

10,52 x 6,00 x 41,50 | IN | EX

**915097-8**

Ø 6,00

## 85,000 mm

**95**

RHZ (DW10BTED+) ,

**853768-4**

35,60 x 6,00 x 107,10 x 45°

**915097-8**

Ø 6,00

## 85,000 mm

**96**

RHZ (DW10CTED) , RHZ (DW10CTED+) ,

**853772-4****883704-4****M-6**

30,00 x 6,00 x 105,00 x 45°

10,52 x 6,00 x 41,50 | IN | EX

**863773-4**

25,10 x 6,00 x 105,10 x 45°

**915097-8**

Ø 6,00

## 85,000 mm

**97**

RLZ (EW10D) ,

**853761-4**

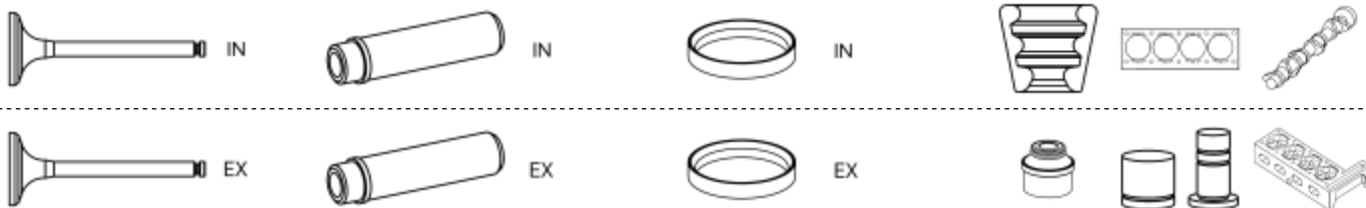
32,40 x 6,00 x 105,00 x 45°

**863762-4**

29,30 x 6,00 x 104,00 x 45°

**973506-8**

Hydro



<b>86,000 mm</b>	<b>98</b>
------------------	-----------

4HU (P22DTE), 4HV (P22DTE),

M-7

<b>86,000 mm</b>	<b>99</b>
------------------	-----------

P9A (XUD11A),

853753-4

M-8

33,90 x 8,00 x 122,30 x 45°

863754-4

973715-8

33,90 x 8,00 x 121,90 x 45°

Hydro

<b>86,000 mm</b>	<b>100</b>
------------------	------------

RDZ (XU10MZ), RGX (XU10J2TE), XU102C,

853747-4

M-8

42,60 x 8,00 x 108,80 x 45°

<b>86,000 mm</b>	<b>101</b>
------------------	------------

RFS (XU10J4RS),

915097-8

Ø 6,00

<b>86,000 mm</b>	<b>102</b>
------------------	------------

RFV (XU10J4R),

853745-4

883729-4

M-7

34,60 x 7,00 x 106,40 x 45°

12,07 x 7,00 x 40,00 | IN | EX

853763-4

L-6

34,60 x 6,00 x 106,40 x 45°

863764-4

29,70 x 6,00 x 105,71 x 45°

<b>86,000 mm</b>	<b>103</b>
------------------	------------

RFT (XU10J4Z), RFY (XU10J4Z),

853745-4

883729-4

M-7

34,60 x 7,00 x 106,40 x 45°

12,07 x 7,00 x 40,00 | IN | EX

915001-8

Ø 7,00

<b>86,000 mm</b>	<b>104</b>
------------------	------------

RFX (XU10J2C), RFZ (XU10J2), RGY (XU10J2TE/Z),

853747-4

42,60 x 8,00 x 108,80 x 45°



**86,000 mm**

**105**

R6A , XU10J2 ,

M-8

**87,000 mm**

**106**

ES9J4SHP , XFU (ES9A) , XFW (ES9J4) , XFZ (ES9J4) ,

915097-8

Ø 6,00

**87,000 mm**

**107**

XFV (ES9A) , XFX (ES9J4S) ,

853765-6

L-6

33,80 x 6,00 x 108,00 x 45°

915097-8

Ø 6,00

**88,000 mm**

**108**

170B (XN1T) , 829 A5 , J6T A500 ,

K-8

**88,000 mm**

**109**

F1AE0481T ,

852029-4

30,10 x 6,00 x 120,40 x 45°

862030-4

30,00 x 6,00 x 120,40 x 45°

**90,000 mm**

**110**

B22615 ,

851111-4

M-8

42,20 x 8,00 x 121,40 x 45°

**90,000 mm**

**111**

M22-621 ,

851111-4

42,20 x 8,00 x 121,40 x 45°

**92,000 mm**

**112**

THX (DJ5TED) ,

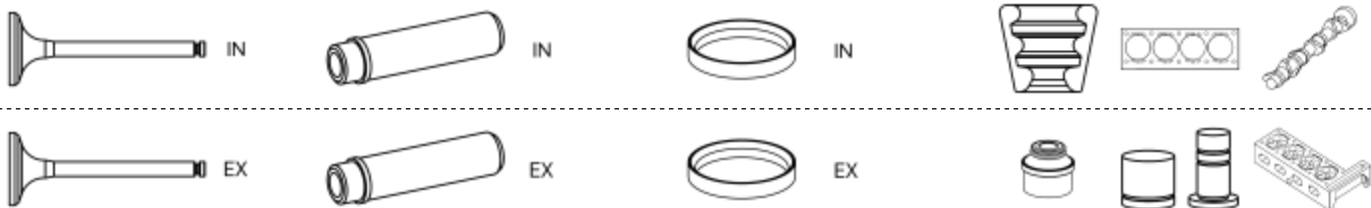
M-7

863756-4

915001-8

36,90 x 7,00 x 127,50 x 45°

Ø 7,00



## 92,000 mm

113

T8A (DJ5T), T9A (DJ5), THY (DK5ATE), THZ (DJ5T),

M-7

863756-4

36,90 x 7,00 x 127,50 x 45°

915001-8

Ø 7,00

973715-8

Hydro

## 93,000 mm

114

M25-648, M25-660,

851111-4

42,20 x 8,00 x 121,40 x 45°

## 93,000 mm

115

B25637, CRD93LS (U25/673), M25/629,

851111-4

42,20 x 8,00 x 121,40 x 45°

M-8

## 93,000 mm

116

SKZ (ZPJ4/Z), UKZ (ZPJ4/Z),

915001-8

Ø 7,00

## 94,400 mm

117

8140.43C,

852052-4

41,00 x 8,00 x 120,80 x 30°

R-8

862092-4

36,00 x 8,00 x 122,00 x 45°

## 94,400 mm

118

8140.43N, 8140.43S,

852052-4

41,00 x 8,00 x 120,80 x 30°

882059-4

13,07 x 8,00 x 60,00 | IN | EX

R-8

862092-4

36,00 x 8,00 x 122,00 x 45°

## 95,800 mm

119

F1CE0481 (30DT),

M-6

## 95,800 mm

120

F1CE0481D (F30DT),

870020-6

55,11 x 45,50 x 8,80 x 20° | IN | EX

M-6





# CITROËN (DF-PSA)

C-QUATRE Schrägheck 1.6	N6A (TU5JP4)	10.08 - 12.13	1587	B	78 kW	307	5
C-QUATRE Schrägheck 1.6	N6A	10.08 - 12.13	1587	B	78 kW	308	8
C-QUATRE Schrägheck 1.6	NFP (EC5)	04.13 - 12.15	1587	B	86 kW	307	5
C-QUATRE Schrägheck 2.0	RFJ (EW10A)	10.08 - 12.13	1997	B	108 kW	308	11
C-QUATRE Schrägheck 2.0	RFN	10.08 - 12.13	1997	B	108 kW	308	13
C-QUATRE Stufenheck 1.6 CNG	N6A (TU5JP4)	01.13 - 01.15	1587	B/G	78 kW	307	5
C-QUATRE Stufenheck 1.6 CNG	N6A 10XA3A PSA	01.13 - 01.15	1587	B/G	78 kW	308	8
C-QUATRE Stufenheck 1.6	N6A (TU5JP4)	06.09 - 12.15	1587	B	78 kW	307	5
C-QUATRE Stufenheck 1.6	N6A	06.09 - 12.15	1587	B	78 kW	308	8
C-QUATRE Stufenheck 1.6	NFP (EC5)	04.13	1587	B	86 kW	307	5
C-QUATRE Stufenheck 2.0	RFN	06.09 - 12.15	1997	B	108 kW	308	13
C-TRIOMPHE 2.0 Exclusive Limousine	RFJ (EW10A)	05.06 - 12.12	1997	B	108 kW	308	11
C2 (T11) 1.4	TU3AF	10.06 - 12.14	1361	B	56 kW	307	2
C2 (T11) 1.6	N6A (TU5JP4)	10.06 - 12.14	1587	B	78 kW	307	5
C2 (T11) 1.6	TU5JP4	10.06 - 12.14	1587	B	78 kW	307	6
C2 CROSS 1.4	TU3AF	10.12 - 12.14	1361	B	56 kW	307	2
C2 CROSS 1.6	N6A (TU5JP4)	10.12 - 12.14	1587	B	78 kW	307	5
C2 CROSS 1.6	N6A 10XA3A PSA	10.12 - 12.14	1587	B	78 kW	308	8
C3-XR 1.6	NFP (EC5)	12.14	1587	B	86 kW	307	5
C3-XR 230 THP	HN03 (EB2DTSM)	11.16	1199	B	100 kW	307	1
C4 AIRCROSS 1.2 230 THP	HN03 (EB2DTSM)	09.18	1199	B	100 kW	307	1
C4 L 1.2 THP	HN03 (EB2DTSM)	08.15	1199	B	100 kW	307	1
C4 L 1.6	NFP (EC5)	12.12	1587	B	86 kW	307	5
C4 L 1.8	WFZ (EC8)	12.12	1813	B	102 kW	308	9
C4 SHIJIA 1.2 THP	HN03 (EB2DTSM)	11.15	1199	B	100 kW	307	1
C4 SHIJIA 1.6	NFP (EC5)	11.15	1587	B	86 kW	307	5
C5 3.0	XFV (10FJ5P)	11.09 - 12.14	2946	B	162 kW	308	14
ELYSEE Schrägheck 1.6	N6A (TU5JP4)	02.09 - 12.12	1587	B	78 kW	307	5
ELYSEE Stufenheck (7B) 1.4	TU3JPK	01.06 - 04.08	1360	B	55 kW	307	4
ELYSEE Stufenheck (7B) 1.4	TU3JP	01.06 - 04.08	1360	B	55 kW	307	3
ELYSEE Stufenheck (7B) 1.6 CNG	TU5JPK	01.06 - 01.08	1587	B/G	65 kW	307	7
ELYSEE Stufenheck (7B) 1.6 LPG	TU5JPK	09.05 - 01.07	1587	B/G	65 kW	307	7
ELYSEE Stufenheck (7B) 1.6	N6A (TU5JP4)	06.02 - 04.08	1587	B	78 kW	307	5
ELYSEE Stufenheck (7B) 1.6	TU5JP4	06.02 - 04.08	1587	B	78 kW	307	6
ELYSEE Stufenheck (7B) 1.6	TU5JPK	06.02 - 04.08	1587	B	65 kW	307	7
ELYSEE Stufenheck (R31) 1.6 CNG	N6A (TU5JP4)	09.08 - 12.13	1587	B/G	78 kW	307	5
ELYSEE Stufenheck (R31) 1.6 CNG	TU5JPK	01.08 - 12.09	1587	B/G	78 kW	307	7
ELYSEE Stufenheck (R31) 1.6	N6A (TU5JP4)	04.08 - 12.13	1587	B	78 kW	307	5
ELYSEE Stufenheck (R31) 1.6	TU5JP4	04.08 - 12.13	1587	B	78 kW	307	6
ELYSEE Stufenheck 1.6 CNG	NFP (EC5)	07.14	1587	B/G	86 kW	307	5
ELYSEE Stufenheck 1.6	NFP (EC5)	09.13	1587	B	86 kW	307	5
FUKANG Schrägheck 1.4 CNG	TU3JP/K	01.05 - 12.07	1360	B/G	55 kW	307	4
FUKANG Schrägheck 1.4 LPG	TU3JP/K	01.00 - 01.05	1360	B/G	55 kW	307	4
FUKANG Schrägheck 1.4 LPG	TU3JPK	01.00 - 01.05	1360	B/G	55 kW	307	4
FUKANG Schrägheck 1.4	TU3JPK	09.98 - 12.08	1360	B	55 kW	307	4
FUKANG Schrägheck 1.6	N6A (TU5JP4)	02.97 - 12.08	1587	B	78 kW	307	5
FUKANG Schrägheck 1.6	TU5JP4	02.97 - 12.08	1587	B	78 kW	307	6
FUKANG Schrägheck 1.6	TU5JPK	02.97 - 12.08	1587	B	65 kW	307	7
FUKANG Stufenheck 1.4	TU3JPK	12.07 - 12.08	1360	B	55 kW	307	4
FUKANG Stufenheck 1.6	TU5JPK	09.98 - 08.06	1587	B	65 kW	307	7
XSARA PICASSO (N68) 1.6 Chrono	TU5JPL4	09.01 - 03.07	1587	B	65 kW	308	8
XSARA PICASSO (N68) 1.6	N6A (TU5JP4)	01.07 - 12.12	1587	B	78 kW	307	5
XSARA PICASSO (N68) 1.6	N6A 10XA3A PSA	01.07 - 12.12	1587	B	78 kW	308	8
XSARA PICASSO (N68) 2.0	EW10J4	04.02 - 12.12	1997	B	99 kW	308	12
XSARA PICASSO (N68) 2.0	PSA RFN 10LH46	04.02 - 12.12	1997	B	99 kW	308	11
XSARA 2.0	EW10J4	05.03 - 12.05	1997	B	97 kW	308	12
XSARA 2.0	PSA RFN 10LH46	05.03 - 12.05	1997	B	97 kW	308	11

# CITROËN (DF-PSA)



ENGINE	$\varnothing$	ccm	kW	B	308	1 POS	ENGINE	$\varnothing$	ccm	kW	B	307	1 POS		
EW10J4	85,000	4	1997	97 - 99 kW	B	308	12	TU3AF	75,000	4	1361	56 kW	B	307	2
HN03 (EB2DTSM)	75,000	3	1199	100 kW	B	307	1	TU3JP/K	75,000	4	1360	55 kW	B	307	4
N6A (TU5JP4)	78,500	4	1587	78 - 83 kW	B	307	5	TU3JPK	75,000	4	1360	47 - 55 kW	B	307	4
N6A (TU5JP4S-R)	78,500	4	1587	78 kW	B	308	8	TU3JP	75,000	4	1360	55 kW	B	307	3
N6A 10XA3A PSA	78,500	4	1587	78 kW	B/G	308	8	TU3MC2	75,000	4	1360	49 kW	B	307	4
N6A	78,500	4	1587	77 - 77 kW	B	308	8	TU5JP4	78,500	4	1587	78 kW	B	307	6
NFP (EC5)	78,500	4	1587	86 kW	B	307	5	TU5JPK	78,500	4	1587	65 - 78 kW	B/G	307	7
PSA RFN 10LH46	85,000	4	1997	97 - 99 kW	B	308	11	TU5JPL4	78,500	4	1587	65 kW	B	308	8
RFJ (EW10A)	85,000	4	1997	108 kW	B	308	11	WFZ (EC8)	79,000	4	1813	102 kW	B	308	9
RFM	85,000	4	1997	85 kW	B	308	10	XFV (10FJ5P)	87,000	6	2946	162 kW	B	308	14
RFN	85,000	4	1997	100 kW	B	308	13								



# CITROËN (DF-PSA)



**75,000 mm**

**1**

HN03 (EB2DTSM),

**853785-6**

26,40 x 5,00 x 93,50 x 45°

**863786-6**

23,80 x 5,00 x 92,90 x 45°

**75,000 mm**

**2**

TU3AF,

**883709-4**

13,06 x 7,00 x 47,60 | IN | EX

**915001-8**

Ø 7,00

**75,000 mm**

**3**

TU3JP,

**853721-4**

36,50 x 7,00 x 112,70 x 45°

**883708-4**

13,06 x 7,00 x 47,50 | IN | EX

**K-7**

**853727-4**

36,80 x 7,00 x 112,80 x 30°

**883709-4**

13,06 x 7,00 x 47,60 | IN | EX

**863728-4**

29,30 x 7,00 x 112,60 x 45°

**915001-8**

Ø 7,00

**75,000 mm**

**4**

TU3JP/K, TU3JPK, TU3MC2,

**883709-4**

13,06 x 7,00 x 47,60 | IN | EX

**78,500 mm**

**5**

N6A (TU5JP4), NFP (EC5),

**853701-4**

31,40 x 6,00 x 103,85 x 45°

**915097-8**

Ø 6,00

**78,500 mm**

**6**

TU5JP4,

**853701-4**

31,40 x 6,00 x 103,85 x 45°

**L-6**

**863702-4**

24,60 x 6,00 x 104,50 x 45°

**915097-8**

Ø 6,00

**78,500 mm**

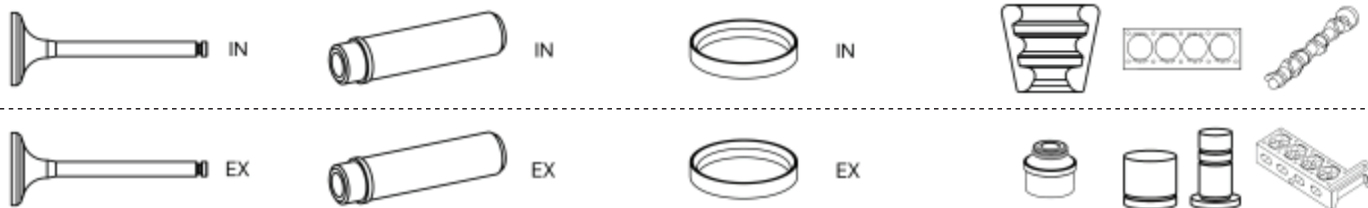
**7**

TU5JPK,

**915001-8**

Ø 7,00

# CITROËN (DF-PSA)



**78,500 mm**

**8**

N6A (TU5JP4S-R), N6A 10XA3A PSA, N6A, TU5JPL4,

915097-8

Ø 6,00

**79,000 mm**

**9**

WFZ (EC8),

915097-8

Ø 6,00

**85,000 mm**

**10**

RFM,

862160-4

32,10 x 8,00 x 109,20 x 45°

862182-4

32,10 x 8,00 x 109,00 x 45°

**85,000 mm**

**11**

PSA RFN 10LH46, RFJ (EW10A),

853715-4

33,20 x 6,00 x 106,00 x 45°

863716-4

29,00 x 6,00 x 103,70 x 45°

**85,000 mm**

**12**

EW10J4,

853715-4

33,20 x 6,00 x 106,00 x 45°

863716-4

29,00 x 6,00 x 103,70 x 45°

**85,000 mm**

**13**

RFN,

853715-4

33,20 x 6,00 x 106,00 x 45°

862160-4

32,10 x 8,00 x 109,20 x 45°

862182-4

32,10 x 8,00 x 109,00 x 45°

863716-4

29,00 x 6,00 x 103,70 x 45°

**87,000 mm**

**14**

XFV (10FJ5P),











915097-8

Ø 6,00



**siehe Motorenliste**  
**see engline list**  
**voir la liste des moteurs**  
**ver lista de motores**  
**см. список двигателей**  
**تالكر حطما قعوتق رظنا**



			ccm	kW			1 POS				ccm	kW			1 POS
6 C 8.3	114,000	6	8270	121 kW	D	311	5	ISBe-170	102,000	4	3922	123 - 126 kW	D	311	2
6 CT 8.3	114,000	6	8270	154 - 160 kW	D	311	5	ISBe-220	102,000	6	5883	162 - 164 kW	D	311	2
6 CT	114,000	6	8270	158 kW	D	311	4	ISBe-250	102,000	6	5883	184 kW	D	311	2
ISB-135	102,000	4	3922	99 kW	D	311	1	ISBe-275	102,000	6	5883	202 kW	D	311	2
ISB-150	102,000	4	3922	110 kW	D	311	1	ISBe4-140B	107,000	4	4460	103 kW	D	311	3
ISB-170	102,000	4	3922	123 - 126 kW	D	311	1	ISBe4-160B	107,000	4	4460	118 kW	D	311	3
ISB-185	102,000	6	5883	138 kW	D	311	1	ISBe4-185B	107,000	4	4460	136 kW	D	311	3
ISB-220	102,000	6	5883	164 kW	D	311	1	ISBe4-225	107,000	6	6690	165 - 169 kW	D	311	3
ISB-250	102,000	6	5883	184 - 186 kW	D	311	1	ISBe4-250B	107,000	6	6690	184 kW	D	311	3
ISB-275	102,000	6	5883	205 kW	D	311	1	ISBe4-285	107,000	6	6690	209 - 213 kW	D	311	3
ISBe-135	102,000	4	3922	99 kW	D	311	2	ISBe4-300	107,000	6	6690	221 kW	D	311	3
ISBe-150	102,000	4	3922	110 kW	D	311	2	NHC 250	139,700	6	14016	172 - 185 kW	D	311	6



## 102,000 mm

1

ISB-135 , ISB-150 , ISB-170 , ISB-185 , ISB-220 , ISB-250 , ISB-275 ,

852031-4

33,00 x 7,00 x 125,00 x 30°

R-7

862032-4

33,00 x 7,00 x 124,30 x 45°

## 102,000 mm

2

ISBe-135 , ISBe-150 , ISBe-170 , ISBe-220 , ISBe-250 , ISBe-275 ,

852031-4

33,00 x 7,00 x 125,00 x 30°

862032-4

33,00 x 7,00 x 124,30 x 45°

## 107,000 mm

3

ISBe4-140B , ISBe4-160B , ISBe4-185B , ISBe4-225 , ISBe4-250B , ISBe4-285 , ISBe4-300 ,

852031-4

33,00 x 7,00 x 125,00 x 30°

R-7

862032-4

33,00 x 7,00 x 124,30 x 45°

## 114,000 mm

4

6 CT ,

880304-6

16,00 x 9,50 x 72,00 | IN | EX

870802-6

54,00 x 44,50 x 7,75 x 30° | IN

870801-6

47,10 x 40,00 x 5,80 x 45° | EX

## 114,000 mm

5

6 C 8.3 , 6 CT 8.3 ,

850801-6

52,00 x 9,50 x 151,00 x 30°

860802-6

46,00 x 9,50 x 150,90 x 45°

## 139,700 mm

6







NHC 250 ,

850301-6

47,50 x 11,50 x 179,50 x 30°

860302-6











47,50 x 11,50 x 179,50 x 30°

	 ENGINE	 00000	ccm		kW		 1 POS
ATECA (KH7, KHP) 2.0 TSI 4Drive	DNFC	09.18	1984	B	221 kW	314	4
ATECA (KH7, KHP) 2.0 TSI 4Drive	DNUE	09.18	1984	B	221 kW	314	5
FORMENTOR (KM7) 1.4 e-Hybrid	DGEA	01.21	1395	B/E	150 kW	314	1
FORMENTOR (KM7) 1.5 TSI	DPCA	11.20	1498	B	110 kW	314	2
FORMENTOR (KM7) 2.0 TSI 4Drive	CZPB	08.20	1984	B	140 kW	314	3
FORMENTOR (KM7) 2.0 TSI 4Drive	DNFB	07.20	1984	B	228 kW	314	4
FORMENTOR (KM7) 2.0 TSI 4Drive	DNNA	08.20	1984	B	140 kW	314	4
FORMENTOR (KM7) 2.0 TSI	CZPB	01.21	1984	B	140 kW	314	3
FORMENTOR (KM7) 2.0 TSI	DNNA	01.21	1984	B	140 kW	314	4
FORMENTOR (KM7) 2.0 TSI	DNPA	03.21	1984	B	180 kW	314	4
FORMENTOR (KM7) 2.5 VZ5 4Drive	DNWB	10.21	2480	B	287 kW	314	4
FORMENTOR (KM7) VZ 1.4 e-Hybrid	DGEA	02.21	1395	E	180 kW	314	1
LEON (KL1) 1.4 e-HYBRID	DGEA	09.20	1395	B	85 kW	314	1
LEON (KL1) 1.5 TSI	DPCA	09.22	1498	B	110 kW	314	2
LEON (KL1) 1.5 eTSI	DFYA	08.22	1498	B/E	110 kW	314	2
LEON (KL1) 2.0 TSI	DNFC	06.21	1984	B	221 kW	314	4
LEON (KL1) 2.0 TSI	DNNA	09.22	1984	B	140 kW	314	4
LEON (KL1) 2.0 TSI	DNPA	06.21	1984	B	180 kW	314	4
LEON (KL1) e-HYBRID	DGEA	09.20	1395	E	180 kW	314	1
LEON Sportstourer (KL8) 1.4 e-HYBRID	DGEA	09.20	1395	B/E	150 kW	314	1
LEON Sportstourer (KL8) 1.5 TSI	DPCA	09.22	1498	B	110 kW	314	2
LEON Sportstourer (KL8) 1.5 eTSI	DFYA	09.22	1498	B/E	110 kW	314	2
LEON Sportstourer (KL8) 2.0 TSI 4Drive	DNFB	06.21	1984	B	228 kW	314	4
LEON Sportstourer (KL8) 2.0 TSI	DNFC	06.21	1984	B	221 kW	314	4
LEON Sportstourer (KL8) 2.0 TSI	DNNA	09.22	1984	B	140 kW	314	4
LEON Sportstourer (KL8) 2.0 TSI	DNPA	06.21	1984	B	180 kW	314	4
LEON Sportstourer (KL8) e-HYBRID	DGEA	09.20	1395	B/E	180 kW	314	1

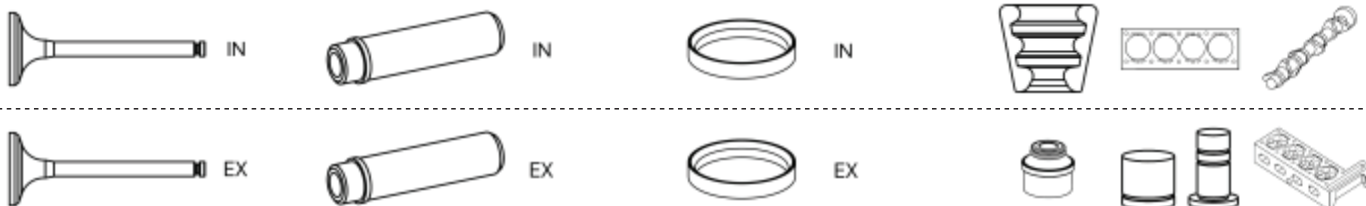




# CUPRA

			ccm	kW			1 POS				ccm	kW			1 POS
CZPB	82,500	4	1984	140 kW	B	314	3	DNNA	82,500	4	1984	140 - 140 kW	B	314	4
DFYA	74,500	4	1498	110 kW	B	314	2	DNPA	82,500	4	1984	180 - 180 kW	B	314	4
DGEA	74,500	4	1395	110 kW	B	314	1	DNUE	82,500	4	1984	221 kW	B	314	5
DNFB	82,500	4	1984	228 kW	B	314	4	DNWB	82,500	5	2480	287 kW	B	314	4
DNFC	82,500	4	1984	221 - 221 kW	B	314	4	DPCA	74,500	4	1498	110 kW	B	314	2

# CUPRA



**74,500 mm**

**1**

DGEA ,

**855021-4**

**M-5**

28,50 x 5,00 x 110,25 x 45°

**74,500 mm**

**2**

DFYA , DPCA ,

**M-5**

**82,500 mm**

**3**

CZPB ,

**855049-4**

**M-6**

32,00 x 6,00 x 105,00 x 45°

**865050-4**

**915097-8**

28,00 x 6,00 x 102,90 x 45°

Ø 6,00

**82,500 mm**

**4**

DNFB , DNFC , DNNA , DNPA , DNWB ,

**915097-8**

Ø 6,00

**82,500 mm**

**5**

DNUE ,






**M-6**

**915097-8**








Ø 6,00








1300 Kombi 1.3	810-02/-99	12.72 - 05.83	1289	B	40 kW	321	5
1300 1.3	810-02/-99	12.72 - 05.83	1289	B	40 kW	321	5
1304 Pick-up 1.3	810-02/-99	06.83 - 08.90	1289	B	40 kW	321	5
1304 Pick-up 1.3	810.02	09.90 - 04.04	1289	B	41 kW	321	6
1310 Kombi 1.3	810-02/-99	05.83 - 07.04	1289	B	40 kW	321	5
1310 Stufenheck (U, X) 1.3	810-02/-99	05.83 - 07.04	1289	B	40 kW	321	5
1325 1.6 D	CY	07.94 - 05.96	1588	D	51 kW	322	11
DOKKER Express Kasten/Großraumlimousine 1.2 TCe 115 (FEAY)	H5F 408	07.15	1197	B	85 kW	321	4
DOKKER Express Kasten/Großraumlimousine 1.2 TCe 115 (FEM0)	H5F 402	12.12	1197	B	84 kW	321	3
DOKKER Express Kasten/Großraumlimousine 1.5 Blue dCi 95 (FEJL)	K9K 872	06.19	1461	D	70 kW	322	8
DOKKER Express Kasten/Großraumlimousine 1.5 dCi (FEAJ)	K9K 612	12.12	1461	D	66 kW	322	8
DOKKER Express Kasten/Großraumlimousine 1.5 dCi (FEAJ)	K9K 626	12.12	1461	D	66 kW	322	8
DOKKER Express Kasten/Großraumlimousine 1.5 dCi (FEMW)	K9K 612	12.12	1461	D	63 kW	322	8
DOKKER Express Kasten/Großraumlimousine 1.5 dCi (FEMW)	K9K 830	12.12	1461	D	63 kW	322	8
DOKKER Express Kasten/Großraumlimousine 1.5 dCi 75 / Blue dCi 75 (FEJW, FEAH)	K9K 612	12.12	1461	D	55 kW	322	8
DOKKER Express Kasten/Großraumlimousine 1.5 dCi 75 / Blue dCi 75 (FEJW, FEAH)	K9K 626	12.12	1461	D	55 kW	322	8
DOKKER Express Kasten/Großraumlimousine 1.5 dCi 75 / Blue dCi 75 (FEJW, FEAH)	K9K 872	12.12	1461	D	55 kW	322	8
DOKKER Express Kasten/Großraumlimousine 1.5 dCi	K9K 838	11.12	1461	D	62 kW	322	8
DOKKER Express Kasten/Großraumlimousine 1.6 LPG	K7M 812	11.13	1598	B/G	61 kW	323	19
DOKKER Express Kasten/Großraumlimousine 1.6 LPG	K7M 828	11.13	1598	B/G	61 kW	323	19
DOKKER Express Kasten/Großraumlimousine 1.6	K7M 812	12.12	1598	B	61 kW	323	19
DOKKER Express Kasten/Großraumlimousine 1.6	K7M 828	12.12	1598	B	61 kW	323	19
DOKKER Großraumlimousine (KE_) 1.2 TCe (KEM0, KEAY)	H5F 402	11.12	1197	B	85 kW	321	3
DOKKER Großraumlimousine (KE_) 1.2 TCe (KEM0, KEAY)	H5F 408	11.12	1197	B	85 kW	321	4
DOKKER Großraumlimousine (KE_) 1.5 Blue dCi 95 (KEJL)	K9K 872	12.18	1461	D	70 kW	322	8
DOKKER Großraumlimousine (KE_) 1.5 dCi (KEAJ, KEAH)	K9K 612	11.12	1461	D	66 kW	322	8
DOKKER Großraumlimousine (KE_) 1.5 dCi (KEAJ, KEAH)	K9K 626	11.12	1461	D	66 kW	322	8
DOKKER Großraumlimousine (KE_) 1.5 dCi (KEMW)	K9K 612	11.12	1461	D	63 kW	322	8
DOKKER Großraumlimousine (KE_) 1.5 dCi (KEMW)	K9K 830	11.12	1461	D	63 kW	322	8
DOKKER Großraumlimousine (KE_) 1.5 dCi / Blue dCi 75 (KEAJ, KEAH, KEJW)	K9K 612	11.12	1461	D	55 kW	322	8
DOKKER Großraumlimousine (KE_) 1.5 dCi / Blue dCi 75 (KEAJ, KEAH, KEJW)	K9K 626	11.12	1461	D	55 kW	322	8
DOKKER Großraumlimousine (KE_) 1.5 dCi / Blue dCi 75 (KEAJ, KEAH, KEJW)	K9K 872	11.12	1461	D	55 kW	322	8
DOKKER Großraumlimousine (KE_) 1.6 LPG	K7M 812	11.13	1598	B/G	61 kW	323	19
DOKKER Großraumlimousine (KE_) 1.6 LPG	K7M 828	11.13	1598	B/G	61 kW	323	19
DOKKER Großraumlimousine (KE_) 1.6	K7M 812	11.12	1598	B	61 kW	323	19
DOKKER Großraumlimousine (KE_) 1.6	K7M 828	11.12	1598	B	61 kW	323	19
DUSTER (HM_) 1.2 TCe 125 (HMMA)	H5F 408	10.17	1197	B	92 kW	321	4
DUSTER (HM_) 1.2 TCe 125 4x4 (HMMA)	H5F 410	10.17	1197	B	92 kW	321	3
DUSTER (HM_) 1.5 dCi 110 (HMAB)	K9K 656	10.17	1461	D	80 kW	322	8
DUSTER (HM_) 1.5 dCi 110 (HMAB)	K9K 667	10.17	1461	D	80 kW	322	8
DUSTER (HM_) 1.5 dCi 110 4x4 (HMAB)	K9K 658	10.17	1461	D	80 kW	322	8
DUSTER (HM_) 1.5 dCi 115 (HMAD)	K9K 872	10.17	1461	D	85 kW	322	8
DUSTER (HM_) 1.5 dCi 115 (HMAD)	K9K 876	10.17	1461	D	85 kW	322	10
DUSTER (HM_) 1.5 dCi 115 4x4 (HMAD)	K9K 874	10.17	1461	D	85 kW	322	10
DUSTER (HM_) 1.5 dCi 115 4x4 (HMAD)	K9K 878	10.17	1461	D	85 kW	322	10
DUSTER (HM_) 1.5 dCi 115 4x4	K9K 874	01.22	1461	D	84 kW	322	10
DUSTER (HM_) 1.5 dCi 85	K9K 830	11.21	1461	D	63 kW	322	8
DUSTER (HM_) 1.5 dCi 90 (HMAA)	K9K 656	10.17	1461	D	66 kW	322	8
DUSTER (HM_) 1.5 dCi 95 (HMAF)	K9K 872	10.17	1461	D	70 kW	322	8
DUSTER (HS_) 1.2 TCe 125 4x4	H5F 404	06.15 - 01.18	1197	B	92 kW	321	3
DUSTER (HS_) 1.2 TCe 125 4x4	H5F 410	06.15 - 01.18	1197	B	92 kW	321	3
DUSTER (HS_) 1.2 TCe 125	H5F 404	10.13 - 01.18	1197	B	92 kW	321	3
DUSTER (HS_) 1.2 TCe 125	H5F 408	10.13 - 01.18	1197	B	92 kW	321	4
DUSTER (HS_) 1.5 dCi (HSAJ)	K9K 612	10.10 - 01.18	1461	D	66 kW	322	8
DUSTER (HS_) 1.5 dCi (HSAJ)	K9K 626	10.10 - 01.18	1461	D	66 kW	322	8
DUSTER (HS_) 1.5 dCi (HSAJ)	K9K 884	10.10 - 01.18	1461	D	66 kW	322	8
DUSTER (HS_) 1.5 dCi (HSAJ)	K9K 892	10.10 - 01.18	1461	D	66 kW	322	8
DUSTER (HS_) 1.5 dCi (HSMC)	K9K 896	06.10 - 01.18	1461	D	79 kW	322	8
DUSTER (HS_) 1.5 dCi (HSMC)	K9K 898	06.10 - 01.18	1461	D	79 kW	322	8
DUSTER (HS_) 1.5 dCi 4x4 (HSMC, HSMD)	K9K 856	10.10 - 01.18	1461	D	81 kW	322	8
DUSTER (HS_) 1.5 dCi 4x4 (HSMC, HSMD)	K9K 858	10.10 - 01.18	1461	D	81 kW	322	8
DUSTER (HS_) 1.5 dCi 4x4 (HSMC, HSMD)	K9K 896	10.10 - 01.18	1461	D	81 kW	322	8

			<b>ccm</b>		<b>kw</b>		<b>1</b> POS
DUSTER (HS_) 1.5 dCi 4x4 (HSMC, HSMD)	K9K 898	10.10 - 01.18	1461	D	81 kW	322	8
DUSTER (HS_) 1.5 dCi 4x4	K9K 658	08.13 - 01.18	1461	D	80 kW	322	8
DUSTER (HS_) 1.5 dCi 4x4	K9K 856	08.13 - 01.18	1461	D	80 kW	322	8
DUSTER (HS_) 1.5 dCi 4x4	K9K 858	08.13 - 01.18	1461	D	80 kW	322	8
DUSTER (HS_) 1.5 dCi 4x4	K9K 884	10.10 - 01.18	1461	D	66 kW	322	8
DUSTER (HS_) 1.5 dCi 4x4	K9K 894	10.10 - 01.18	1461	D	66 kW	322	8
DUSTER (HS_) 1.5 dCi 4x4	K9K 898	08.13 - 01.18	1461	D	80 kW	322	8
DUSTER (HS_) 1.5 dCi	K9K 658	08.13 - 01.18	1461	D	80 kW	322	8
DUSTER (HS_) 1.5 dCi	K9K 658	08.13 - 01.18	1461	D	81 kW	322	8
DUSTER (HS_) 1.5 dCi	K9K 666	08.13 - 01.18	1461	D	80 kW	322	8
DUSTER (HS_) 1.5 dCi	K9K 667	08.13 - 01.18	1461	D	80 kW	322	8
DUSTER (HS_) 1.5 dCi	K9K 796	04.10 - 01.18	1461	D	63 kW	322	8
DUSTER (HS_) 1.5 dCi	K9K 830	04.10 - 01.18	1461	D	63 kW	322	8
DUSTER (HS_) 1.5 dCi	K9K 856	08.13 - 01.18	1461	D	80 kW	322	8
DUSTER (HS_) 1.5 dCi	K9K 856	08.13 - 01.18	1461	D	81 kW	322	8
DUSTER (HS_) 1.5 dCi	K9K 858	08.13 - 01.18	1461	D	80 kW	322	8
DUSTER (HS_) 1.5 dCi	K9K 858	08.13 - 01.18	1461	D	81 kW	322	8
DUSTER (HS_) 1.5 dCi	K9K 898	08.13 - 01.18	1461	D	81 kW	322	8
DUSTER (HS_) 1.6 16V 4x4	K4M 606	06.10 - 01.18	1598	B	77 kW	322	13
DUSTER (HS_) 1.6 16V Hi-Flex	K4M 696	08.10 - 01.18	1598	B/E	77 kW	323	14
DUSTER (HS_) 1.6 16V LPG	K4M 616	04.11 - 01.18	1598	B/G	77 kW	322	13
DUSTER (HS_) 1.6 16V LPG	K4M 642	04.11 - 01.18	1598	B/G	77 kW	322	13
DUSTER (HS_) 1.6 16V LPG	K4M 696	04.11 - 01.18	1598	B/G	77 kW	323	14
DUSTER (HS_) 1.6 16V	K4M 690	04.10 - 01.18	1598	B	77 kW	322	13
DUSTER (HS_) 1.6 16V	K4M 694	04.10 - 01.18	1598	B	77 kW	322	13
DUSTER (HS_) 1.6 16V	K4M 696	04.10 - 01.18	1598	B	77 kW	323	14
DUSTER (HS_) 1.6 16V	K4M 842	04.10 - 01.18	1598	B	77 kW	323	14
DUSTER Kasten/SUV 1.2 TCe 125 4x4 (HSAU)	H5F 410	10.13	1197	B	92 kW	321	3
DUSTER Kasten/SUV 1.5 dCi 4x4	K9K 658	04.13	1461	D	80 kW	322	8
DUSTER Kasten/SUV 1.5 dCi 4x4	K9K 858	04.13	1461	D	80 kW	322	8
DUSTER Kasten/SUV 1.5 dCi 4x4	K9K 884	04.11	1461	D	66 kW	322	8
DUSTER Kasten/SUV 1.5 dCi 4x4	K9K 894	04.11	1461	D	66 kW	322	8
DUSTER Kasten/SUV 1.5 dCi	K9K 666	04.13	1461	D	80 kW	322	8
DUSTER Kasten/SUV 1.5 dCi	K9K 856	04.13	1461	D	80 kW	322	8
DUSTER Kasten/SUV 1.5 dCi	K9K 884	04.11	1461	D	66 kW	322	8
DUSTER Kasten/SUV 1.5 dCi	K9K 892	04.11	1461	D	66 kW	322	8
DUSTER Kasten/SUV 1.6 16V 4x4	K4M 606	04.11	1598	B	77 kW	322	13
DUSTER Kasten/SUV 1.6 16V Hi-Flex	K4M 696	04.11	1598	B/E	77 kW	323	14
DUSTER Kasten/SUV 1.6 16V	K4M 606	04.11	1598	B	77 kW	322	13
DUSTER Kasten/SUV 1.6 16V	K4M 690	04.11	1598	B	77 kW	322	13
DUSTER Kasten/SUV 1.6 16V	K4M 694	04.11	1598	B	77 kW	322	13
DUSTER Kasten/SUV 1.6 16V	K4M 696	04.11	1598	B	77 kW	323	14
DUSTER Kasten/SUV 1.6 16V	K4M 842	04.11	1598	B	77 kW	323	14
DUSTER 1.6 D 4WD	F8M 700	03.88 - 12.93	1596	D	41 kW	322	12
LODGY (JS_) 1.2 TCe (JSAY, JSM0)	H5F 402	03.12	1197	B	85 kW	321	3
LODGY (JS_) 1.2 TCe (JSAY, JSM0)	H5F 408	03.12	1197	B	85 kW	321	4
LODGY (JS_) 1.5 Blue dCi 115 (JSJT)	K9K 872	08.18	1461	D	85 kW	322	8
LODGY (JS_) 1.5 Blue dCi 95 (JSJL)	K9K 872	08.18	1461	D	70 kW	322	8
LODGY (JS_) 1.5 dCi (JSMW)	K9K 612	11.12	1461	D	63 kW	322	8
LODGY (JS_) 1.5 dCi (JSMW)	K9K 830	11.12	1461	D	63 kW	322	8
LODGY (JS_) 1.5 dCi	K9K 612	03.12	1461	D	66 kW	322	8
LODGY (JS_) 1.5 dCi	K9K 626	03.12	1461	D	66 kW	322	8
LODGY (JS_) 1.5 dCi	K9K 666	06.15	1461	D	80 kW	322	8
LODGY (JS_) 1.5 dCi	K9K 666	03.12	1461	D	81 kW	322	8
LODGY (JS_) 1.5 dCi	K9K 846	01.13	1461	D	79 kW	322	8
LODGY (JS_) 1.5 dCi	K9K 846	06.15	1461	D	80 kW	322	8
LODGY (JS_) 1.5 dCi	K9K 846	03.12	1461	D	81 kW	322	8
LODGY (JS_) 1.6 LPG	K7M 812	11.13	1598	B/G	61 kW	323	19
LODGY (JS_) 1.6 LPG	K7M 828	11.13	1598	B/G	61 kW	323	19
LODGY (JS_) 1.6	K7M 812	03.12	1598	B	61 kW	323	19
LODGY (JS_) 1.6	K7M 828	03.12	1598	B	61 kW	323	19
LOGAN (LS_) 1.0 Hi-Flex (LS0R, LS1G)	D4D 760	01.11 - 10.12	999	B/E	56 kW	321	1











							
LOGAN (LS_) 1.2 16V (LS1N, LS02, BS02)	D4F 732	02.06	1149	B	55 kW	321	2
LOGAN (LS_) 1.2 16V (LS1N, LS02, BS02)	D4F 734	02.06	1149	B	55 kW	321	2
LOGAN (LS_) 1.2 16V LPG	D4F 734	02.06	1149	B/G	55 kW	321	2
LOGAN (LS_) 1.4 (LSOA, LSOC, LSOE, LSOG)	K7J 710	09.04	1390	B	55 kW	323	16
LOGAN (LS_) 1.4 (LSOA, LSOC, LSOE, LSOG)	K7J 714	09.04	1390	B	55 kW	323	16
LOGAN (LS_) 1.4 MPI LPG (LS0C)	K7J 710	02.06 - 12.12	1390	B/G	55 kW	323	16
LOGAN (LS_) 1.4 MPI LPG (LS0C)	K7J 714	02.06 - 12.12	1390	B/G	55 kW	323	16
LOGAN (LS_) 1.5 dCi (LS04)	K9K 892	05.10	1461	D	65 kW	322	8
LOGAN (LS_) 1.5 dCi (LS04)	K9K 892	05.10 - 12.12	1461	D	55 kW	322	8
LOGAN (LS_) 1.5 dCi (LS0J, LS0Y)	K9K 790	09.05	1461	D	48 kW	322	9
LOGAN (LS_) 1.5 dCi (LS0K)	K9K 792	01.06 - 12.12	1461	D	50 kW	322	8
LOGAN (LS_) 1.5 dCi (LS0W)	K9K 796	09.07 - 12.11	1461	D	63 kW	322	8
LOGAN (LS_) 1.6 (LSOB, LSOD, LSOF, LSOH)	K7M 710	09.04	1598	B	64 kW	323	18
LOGAN (LS_) 1.6 (LSOB, LSOD, LSOF, LSOH)	K7M 718	09.04	1598	B	64 kW	323	16
LOGAN (LS_) 1.6 16V (LS09, LS0L, LS0M, LS0P, LS0V, LS18, LS1S, LS1V,...)	K4M 690	02.06	1598	B	77 kW	322	13
LOGAN (LS_) 1.6 16V (LS09, LS0L, LS0M, LS0P, LS0V, LS18, LS1S, LS1V,...)	K4M 694	02.06	1598	B	77 kW	322	13
LOGAN (LS_) 1.6 16V (LS09, LS0L, LS0M, LS0P, LS0V, LS18, LS1S, LS1V,...)	K4M 696	02.06	1598	B	77 kW	323	14
LOGAN (LS_) 1.6 16V (LS09, LS0L, LS0M, LS0P, LS0V, LS18, LS1S, LS1V,...)	K4M 697	02.06	1598	B	77 kW	323	14
LOGAN (LS_) 1.6 16V (LS09, LS0L, LS0M, LS0P, LS0V, LS18, LS1S, LS1V,...)	K4M 698	02.06	1598	B	77 kW	323	14
LOGAN (LS_) 1.6 16V Flexifuel	K4M 696	07.10	1598	B/E	77 kW	323	14
LOGAN (LS_) 1.6 Bifuel	K7M 718	05.10	1598	B/G	62 kW	323	16
LOGAN (LS_) 1.6 LPG	K7M 718	08.04 - 03.11	1598	B/G	64 kW	323	16
LOGAN (LS_) 1.6 MPI 85	K7M 800	05.10	1598	B	62 kW	323	16
LOGAN EXPRESS (FS_) 1.4	K7J 710	03.09	1390	B	55 kW	323	16
LOGAN EXPRESS (FS_) 1.5 dCi (FS0K)	K9K 792	03.09	1461	D	50 kW	322	8
LOGAN EXPRESS (FS_) 1.5 dCi (FS0W)	K9K 796	03.09	1461	D	63 kW	322	8
LOGAN EXPRESS (FS_) 1.5 dCi (FS0Y, FS00, FS0J)	K9K 794	10.07 - 12.12	1461	D	48 kW	322	9
LOGAN EXPRESS (FS_) 1.5 dCi	K9K 892	05.10	1461	D	55 kW	322	8
LOGAN EXPRESS (FS_) 1.5 dCi	K9K 892	05.10	1461	D	65 kW	322	8
LOGAN EXPRESS (FS_) 1.6 LPG	K7M 818	05.10 - 12.12	1598	B/G	62 kW	323	19
LOGAN EXPRESS (FS_) 1.6 MPI 85	K7M 800	05.10	1598	B	62 kW	323	16
LOGAN EXPRESS (FS_) 1.6	K7M 710	03.09	1598	B	64 kW	323	18
LOGAN II 1.2 LPG	D4F 734	10.12	1149	B/G	55 kW	321	2
LOGAN II 1.2 LPG	D4F 734	02.13	1149	B/G	53 kW	321	2
LOGAN II 1.2	D4F 732	10.12	1149	B	55 kW	321	2
LOGAN II 1.5 Blue dCi 95 (L&JL)	K9K 872	05.18	1461	D	70 kW	322	8
LOGAN II 1.5 dCi / Blue dCi 75	K9K 612	10.12	1461	D	55 kW	322	8
LOGAN II 1.5 dCi / Blue dCi 75	K9K 626	10.12	1461	D	55 kW	322	8
LOGAN II 1.5 dCi / Blue dCi 75	K9K 872	10.12	1461	D	55 kW	322	8
LOGAN II 1.5 dCi	K9K 612	10.12	1461	D	66 kW	322	8
LOGAN II 1.5 dCi	K9K 626	10.12	1461	D	66 kW	322	8
LOGAN II 1.5 dCi	K9K 830	01.13	1461	D	63 kW	322	8
LOGAN II 1.5 dCi	K9K 838	01.13	1461	D	63 kW	322	8
LOGAN II 1.6 16V	K4M 842	01.13	1598	B	77 kW	323	14
LOGAN II 1.6	K7M 812	09.16	1598	B	59 kW	323	19
LOGAN II 1.6	K7M 812	06.13 - 08.16	1598	B	63 kW	323	19
LOGAN II TCe 90 LPG	H4B 405	09.15	898	B/G	66 kW	321	3
LOGAN II TCe 90 LPG	H4B 410	09.15	898	B/G	66 kW	321	3
LOGAN II TCe 90	H4B 400	10.12	898	B	66 kW	321	3
LOGAN II TCe 90	H4B 408	10.12	898	B	66 kW	321	3
LOGAN MCV (KS_) 1.4	K7J 710	02.07	1390	B	55 kW	323	16
LOGAN MCV (KS_) 1.5 dCi (KS04)	K9K 892	05.10 - 06.13	1461	D	55 kW	322	8
LOGAN MCV (KS_) 1.5 dCi (KS04)	K9K 892	05.10	1461	D	65 kW	322	8
LOGAN MCV (KS_) 1.5 dCi (KS0K)	K9K 792	02.07	1461	D	50 kW	322	8
LOGAN MCV (KS_) 1.5 dCi (KS0W)	K9K 796	09.07 - 12.12	1461	D	63 kW	322	8
LOGAN MCV (KS_) 1.5 dCi	K9K 790	04.08 - 06.13	1461	D	48 kW	322	9
LOGAN MCV (KS_) 1.6 (KS0B, KS0D, KS0F)	K7M 710	02.07 - 06.13	1598	B	64 kW	323	18
LOGAN MCV (KS_) 1.6 (KS0B, KS0D, KS0F)	K7M 718	02.07 - 06.13	1598	B	64 kW	323	16
LOGAN MCV (KS_) 1.6 16V (KS0L, KS0M, KS0P, KS1S)	K4M 690	02.07	1598	B	77 kW	322	13
LOGAN MCV (KS_) 1.6 16V (KS0L, KS0M, KS0P, KS1S)	K4M 696	02.07	1598	B	77 kW	323	14
LOGAN MCV (KS_) 1.6 16V (KS0L, KS0M, KS0P, KS1S)	K4M 697	02.07	1598	B	77 kW	323	14
LOGAN MCV (KS_) 1.6 16V Hi-Flex	K4M 690	11.09	1598	B/E	77 kW	322	13

			<b>ccm</b>		<b>kw</b>		<b>1</b> <b>POS</b>
LOGAN MCV (KS_) 1.6 16V Hi-Flex	K4M 694	11.09	1598	B/E	77 kW	322	13
LOGAN MCV (KS_) 1.6 Bifuel	K7M 710	11.08	1598	B/G	64 kW	323	18
LOGAN MCV (KS_) 1.6 Bifuel	K7M 718	05.10	1598	B/G	62 kW	323	16
LOGAN MCV (KS_) 1.6 MPI 85	K7M 800	05.10	1598	B	62 kW	323	16
LOGAN MCV II 1.2 LPG	D4F 734	02.13	1149	B/G	55 kW	321	2
LOGAN MCV II 1.2 LPG	D4F 734	02.13	1149	B/G	53 kW	321	2
LOGAN MCV II 1.2	D4F 732	02.13	1149	B	55 kW	321	2
LOGAN MCV II 1.2	D4F 732	05.15	1149	B	54 kW	321	2
LOGAN MCV II 1.5 Blue dCi 95 (K8JL)	K9K 872	10.18	1461	D	70 kW	322	8
LOGAN MCV II 1.5 dCi	K9K 612	02.13	1461	D	55 kW	322	8
LOGAN MCV II 1.5 dCi	K9K 612	02.13	1461	D	66 kW	322	8
LOGAN MCV II 1.5 dCi	K9K 626	02.13	1461	D	55 kW	322	8
LOGAN MCV II 1.5 dCi	K9K 626	02.13	1461	D	66 kW	322	8
LOGAN MCV II 1.5 dCi	K9K 830	02.13	1461	D	63 kW	322	8
LOGAN MCV II 1.5 dCi	K9K 838	02.13	1461	D	63 kW	322	8
LOGAN MCV II 1.6	K7M 812	06.13	1598	B	62 kW	323	19
LOGAN MCV II TCe 90 (K8M1)	H4B 400	02.13	898	B	66 kW	321	3
LOGAN MCV II TCe 90 (K8M1)	H4B 408	02.13	898	B	66 kW	321	3
LOGAN MCV II TCe 90 LPG	H4B 405	09.15	898	B/G	66 kW	321	3
LOGAN MCV II TCe 90 LPG	H4B 410	09.15	898	B/G	66 kW	321	3
LOGAN Pick-up (US_) 1.4	K7J 710	01.09	1390	B	55 kW	323	16
LOGAN Pick-up (US_) 1.5 dCi (US00, US0J, US0Y)	K9K 794	04.08 - 12.12	1461	D	48 kW	322	9
LOGAN Pick-up (US_) 1.5 dCi (US0K)	K9K 792	03.08	1461	D	50 kW	322	8
LOGAN Pick-up (US_) 1.5 dCi (US0W)	K9K 796	03.08	1461	D	63 kW	322	8
LOGAN Pick-up (US_) 1.5 dCi	K9K 892	05.10	1461	D	55 kW	322	8
LOGAN Pick-up (US_) 1.5 dCi	K9K 892	05.10	1461	D	65 kW	322	8
LOGAN Pick-up (US_) 1.6 16V (US1Y)	K4M 690	01.10 - 08.13	1598	B	77 kW	322	13
LOGAN Pick-up (US_) 1.6 Bifuel	K7M 800	05.10	1598	B/G	62 kW	323	16
LOGAN Pick-up (US_) 1.6 MPI 85	K7M 800	05.10	1598	B	62 kW	323	16
LOGAN Pick-up (US_) 1.6	K7M 710	03.08	1598	B	64 kW	323	18
PICK UP 1.9 D	F8Q 636	02.00 - 05.08	1870	D	47 kW	324	22
PICK UP 1.9 D	F8Q 636	01.04 - 12.06	1870	D	46 kW	324	22
SANDERO III 1.5 dCi 102	K9K854	01.21	1461	D	75 kW	322	10
SANDERO II 1.2 LPG	D4F 732	10.12	1149	B/G	55 kW	321	2
SANDERO II 1.2 LPG	D4F 734	10.12	1149	B/G	55 kW	321	2
SANDERO II 1.2	D4F 732	10.12	1149	B	55 kW	321	2
SANDERO II 1.2	D4F 732	05.15	1149	B	54 kW	321	2
SANDERO II 1.5 Blue dCi 95 (B8JL)	K9K 872	08.18	1461	D	70 kW	322	8
SANDERO II 1.5 dCi 75 / Blue dCi 75 (B8JW, B8M4, B8AH, B8M7, B8M6)	K9K 612	10.12	1461	D	55 kW	322	8
SANDERO II 1.5 dCi 75 / Blue dCi 75 (B8JW, B8M4, B8AH, B8M7, B8M6)	K9K 626	10.12	1461	D	55 kW	322	8
SANDERO II 1.5 dCi 75 / Blue dCi 75 (B8JW, B8M4, B8AH, B8M7, B8M6)	K9K 838	10.12	1461	D	55 kW	322	8
SANDERO II 1.5 dCi 75 / Blue dCi 75 (B8JW, B8M4, B8AH, B8M7, B8M6)	K9K 872	10.12	1461	D	55 kW	322	8
SANDERO II 1.5 dCi	K9K 612	10.12	1461	D	66 kW	322	8
SANDERO II 1.5 dCi	K9K 626	10.12	1461	D	66 kW	322	8
SANDERO II 1.5 dCi	K9K 830	01.13	1461	D	63 kW	322	8
SANDERO II 1.6	K7M 812	11.12	1598	B	63 kW	323	19
SANDERO II 1.6	K7M 812	09.16	1598	B	59 kW	323	19
SANDERO II TCe 90 (B8M1, B8MA)	H4B 400	10.12	898	B	66 kW	321	3
SANDERO II TCe 90 (B8M1, B8MA)	H4B 408	10.12	898	B	66 kW	321	3
SANDERO II TCe 90 LPG (B8M1)	H4B 410	09.15	898	B/G	66 kW	321	3
SANDERO 1.0 Hi-Flex	D4D 760	01.11 - 12.12	999	B/E	56 kW	321	1
SANDERO 1.2 16V LPG	D4F 732	11.08	1149	B/G	55 kW	321	2
SANDERO 1.2 16V	D4F 732	11.08	1149	B	55 kW	321	2
SANDERO 1.4 (BS0C, BS0A, BS0G, BS1F, BS0E)	K7J 710	06.08	1390	B	55 kW	323	16
SANDERO 1.4 (BS0C, BS0A, BS0G, BS1F, BS0E)	K7J 714	06.08	1390	B	55 kW	323	16
SANDERO 1.4 MPI LPG	K7J 714	01.09	1390	B/G	53 kW	323	16
SANDERO 1.5 dCi	K9K 790	11.08	1461	D	48 kW	322	9
SANDERO 1.5 dCi	K9K 792	11.08	1461	D	50 kW	322	8
SANDERO 1.5 dCi	K9K 796	11.08	1461	D	63 kW	322	8
SANDERO 1.5 dCi	K9K 892	05.10	1461	D	55 kW	322	8
SANDERO 1.5 dCi	K9K 892	05.10	1461	D	65 kW	322	8
SANDERO 1.6 (BS0D, BS0B, BS0F, BS0H)	K7M 710	06.08	1598	B	64 kW	323	18



	ENGINE	00000	ccm	kW		1 POS	
SANDERO 1.6 (BS0D, BS0B, BS0F, BS0H)	K7M 718	06.08	1598	B	64 kW	323	16
SANDERO 1.6 16V Bifuel	K4M 690	01.11	1598	B/E	77 kW	322	13
SANDERO 1.6 16V Bifuel	K4M 694	01.11	1598	B/E	77 kW	322	13
SANDERO 1.6 16V Bifuel	K4M 696	01.11	1598	B/E	77 kW	323	14
SANDERO 1.6 16V	K4M 690	07.11	1598	B	77 kW	322	13
SANDERO 1.6 16V	K4M 694	07.11	1598	B	77 kW	322	13
SANDERO 1.6 Hi-Flex (BS1H)	K7M 732	06.08 - 12.12	1598	B/E	64 kW	323	16
SANDERO 1.6 LPG (BS03)	K7M 818	01.11 - 12.12	1598	B/G	60 kW	323	19
SANDERO 1.6 LPG	K7M 718	06.08 - 12.12	1598	B/G	64 kW	323	16
SANDERO 1.6 LPG	K7M 818	05.10 - 10.12	1598	B/G	62 kW	323	19
SANDERO 1.6 MPI 85 (BS03)	K7M 800	05.10 - 06.13	1598	B	62 kW	323	16
SANDERO 1.6 MPI 85 (BS03)	K7M 818	05.10 - 06.13	1598	B	62 kW	323	19
SOLENZA (B41_) 1.4 (B41A, B41B, B41C)	E7J 262	02.03 - 10.05	1390	B	55 kW	321	7
SOLENZA (B41_) 1.4 (B41A, B41B, B41C)	K7J 710	02.03 - 10.05	1390	B	55 kW	323	16
SOLENZA (B41_) 1.9 D (B41E, B41F, B41G)	F8Q 630	02.03	1870	D	46 kW	324	21
SOLENZA (B41_) 1.9 D (B41E, B41F, B41G)	F8Q 636	02.03	1870	D	46 kW	324	22
SUPERNOVA 1.4	E7J 262	04.00 - 03.03	1390	B	55 kW	321	7

ENGINE			ccm	kW			1 POS	ENGINE			ccm	kW			1 POS
810-02/99	73,000	4	1289	40 kW	B	321	5	K7M 718	79,500	4	1598	62 - 64 kW	B	323	16
810.02	73,000	4	1289	41 - 41 kW	B	321	6	K7M 732	79,500	4	1598	64 kW	B	323	16
CY	76,500	4	1588	51 - 51 kW	D	322	11	K7M 800	79,500	4	1598	62 kW	B	323	16
D4D 760	69,000	4	999	56 - 56 kW	B	321	1	K7M 812	79,500	4	1598	59 - 64 kW	B	323	19
D4F 732	69,000	4	1149	54 - 55 kW	B	321	2	K7M 818	79,500	4	1598	60 - 62 kW	B	323	19
D4F 734	69,000	4	1149	53 - 55 kW	B	321	2	K7M 828	79,500	4	1598	61 kW	B	323	19
E7J 262	75,800	4	1390	55 kW	B	321	7	K9K 612	76,000	4	1461	55 - 66 kW	D	322	8
F8M 700	78,000	4	1596	40 - 41 kW	D	322	12	K9K 626	76,000	4	1461	55 - 66 kW	D	322	8
F8Q 600	80,000	4	1870	44 - 48 kW	D	323	20	K9K 656	76,000	4	1461	66 - 81 kW	D	322	8
F8Q 630	80,000	4	1870	46 - 48 kW	D	324	21	K9K 657	76,000	4	1461	80 - 81 kW	D	322	8
F8Q 636	80,000	4	1870	45 - 47 kW	D	324	22	K9K 658	76,000	4	1461	80 kW	D	322	8
H4B 400	72,200	3	898	66 kW	B	321	3	K9K 666	76,000	4	1461	80 - 81 kW	D	322	8
H4B 405	72,200	3	898	66 kW	B	321	3	K9K 667	76,000	4	1461	80 kW	D	322	8
H4B 408	72,200	3	898	66 kW	B	321	3	K9K 790	76,000	4	1461	48 kW	D	322	9
H4B 410	72,200	3	898	66 kW	B	321	3	K9K 792	76,000	4	1461	50 kW	D	322	8
H5F 402	72,200	4	1197	84 - 85 kW	B	321	3	K9K 794	76,000	4	1461	48 kW	D	322	9
H5F 404	72,200	4	1197	92 kW	B	321	3	K9K 796	76,000	4	1461	63 kW	D	322	8
H5F 408	72,200	4	1197	74 - 97 kW	B	321	4	K9K 830	76,000	4	1461	63 kW	D	322	8
H5F 410	72,200	4	1197	92 kW	B	321	3	K9K 838	76,000	4	1461	55 - 63 kW	D	322	8
K4M 606	79,500	4	1598	77 kW	B	322	13	K9K 846	76,000	4	1461	79 - 81 kW	D	322	8
K4M 616	79,500	4	1598	75 - 77 kW	B	322	13	K9K 856	76,000	4	1461	80 - 81 kW	D	322	8
K4M 642	79,500	4	1598	75 - 77 kW	B	322	13	K9K 858	76,000	4	1461	80 - 81 kW	D	322	8
K4M 690	79,500	4	1598	77 kW	B	322	13	K9K 872	76,000	4	1461	55 - 85 kW	D	322	8
K4M 694	79,500	4	1598	77 kW	B	322	13	K9K 874	76,000	4	1461	84 - 85 kW	D	322	10
K4M 696	79,500	4	1598	77 kW	B	323	14	K9K 876	76,000	4	1461	55 - 85 kW	D	322	10
K4M 697	79,500	4	1598	77 - 82 kW	B	323	14	K9K 878	76,000	4	1461	85 kW	D	322	10
K4M 698	79,500	4	1598	77 - 82 kW	B	323	14	K9K 884	76,000	4	1461	66 kW	D	322	8
K4M 842	79,500	4	1598	77 kW	B	323	14	K9K 892	76,000	4	1461	55 - 66 kW	D	322	8
K4M 845	79,500	4	1598	77 kW	B	323	15	K9K 894	76,000	4	1461	66 - 67 kW	D	322	8
K7J 710	79,500	4	1390	55 kW	B	323	16	K9K 896	76,000	4	1461	79 - 81 kW	D	322	8
K7J 714	79,500	4	1390	53 - 55 kW	B	323	16	K9K 898	76,000	4	1461	79 - 81 kW	D	322	8
K7M 690	79,500	4	1598	77 kW	B	323	17	K9K854	76,000	4	1461	75 kW	D	322	10
K7M 710	79,500	4	1598	64 kW	B	323	18								





**69,000 mm**

**1**

D4D 760 ,

**863880-4**

23,50 x 5,50 x 101,70 x 30°

**69,000 mm**

**2**

D4F 732 , D4F 734 ,

**853871-4**

26,00 x 5,50 x 110,70 x 45°

**863872-4**

22,00 x 5,50 x 112,50 x 45°

**863880-4**

23,50 x 5,50 x 101,70 x 30°

**72,200 mm**

**3**

H4B 400 , H4B 405 , H4B 408 , H4B 410 , H5F 402 , H5F 404 , H5F 410 ,

**853879-4**

26,50 x 5,50 x 100,80 x 45°

**863880-4**

23,50 x 5,50 x 101,70 x 30°

**72,200 mm**

**4**

H5F 408 ,

**863880-4**

23,50 x 5,50 x 101,70 x 30°

**73,000 mm**

**5**

810-02/-99 ,

**883820-4**

11,14 x 7,00 x 41,50 | IN | EX

**K-7**

**863809-4**

29,00 x 7,00 x 88,90 x 45°

**73,000 mm**

**6**

810.02 ,

**883820-4**

11,14 x 7,00 x 41,50 | IN | EX

**K-7**

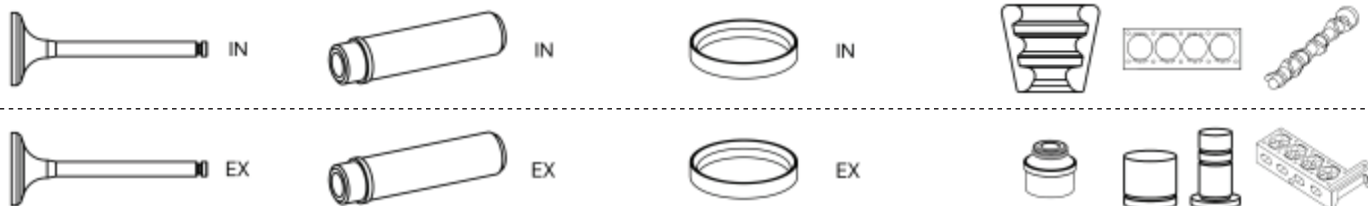
**75,800 mm**

**7**

E7J 262 ,

**915001-8**

Ø 7,00



## 76,000 mm

8

K9K 612, K9K 626, K9K 656, K9K 657, K9K 658, K9K 666, K9K 667, K9K 792, K9K 796, K9K 830, K9K 838, K9K 846, K9K 856, K9K 858, K9K 872, K9K 884, K9K 892, K9K 894, K9K 896, K9K 898,

853867-4

M-6

33,50 x 6,00 x 101,90 x 45°

863868-4

915097-8

29,00 x 6,00 x 100,80 x 45°

Ø 6,00

## 76,000 mm

9

K9K 790, K9K 794,

853867-4

M-6

33,50 x 6,00 x 101,90 x 45°

863868-4

915097-8

483801-1

29,00 x 6,00 x 100,80 x 45°

Ø 6,00

## 76,000 mm

10

K9K 874, K9K 876, K9K 878, K9K854,

915097-8

Ø 6,00

## 76,500 mm

11

CY,

855089-4

M-8

905003-1

34,00 x 8,00 x 95,50 x 45°

905004-1

912801-8

Ø 8,00

## 78,000 mm

12

F8M 700,

K-8

863823-4

31,60 x 8,00 x 111,30 x 45°

## 79,500 mm

13

K4M 606, K4M 616, K4M 642, K4M 690, K4M 694,

853849-4

32,70 x 5,50 x 109,25 x 45°

863850-4

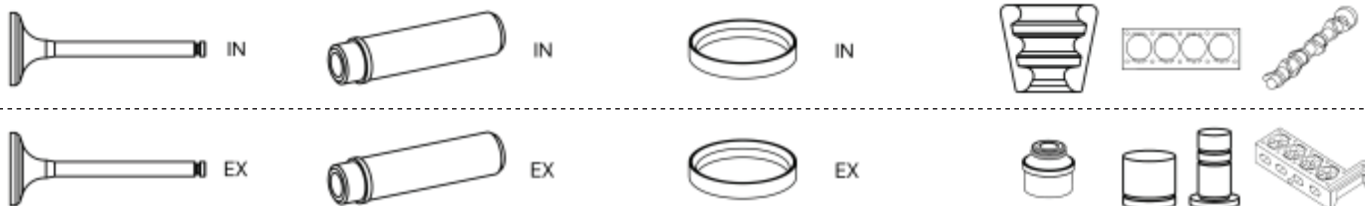
973802-8

28,10 x 5,50 x 107,55 x 45°

Hydro

863880-4

23,50 x 5,50 x 101,70 x 30°



**79,500 mm**

**14**

K4M 696 , K4M 697 , K4M 698 , K4M 842 ,

**853849-4**

32,70 x 5,50 x 109,25 x 45°

**863850-4**

28,10 x 5,50 x 107,55 x 45°

**973802-8**

Hydro

**79,500 mm**

**15**

K4M 845 ,

**853849-4**

32,70 x 5,50 x 109,25 x 45°

**863850-4**

28,10 x 5,50 x 107,55 x 45°

**79,500 mm**

**16**

K7J 710 , K7J 714 , K7M 718 , K7M 732 , K7M 800 ,

**853825-4**

37,50 x 7,00 x 107,80 x 30°

**K-7**

**863826-4**

33,60 x 7,00 x 107,50 x 45°

**915001-8**

Ø 7,00

**79,500 mm**

**17**

K7M 690 ,

**915001-8**

Ø 7,00

**973802-8**

Hydro

**79,500 mm**

**18**

K7M 710 ,

**853825-4**

37,50 x 7,00 x 107,80 x 30°

**K-7**

**863826-4**

33,60 x 7,00 x 107,50 x 45°

**915001-8**

Ø 7,00

**973802-8**

Hydro

**79,500 mm**

**19**

K7M 812 , K7M 818 , K7M 828 ,

**915001-8**

Ø 7,00

**80,000 mm**

**20**

F8Q 600 ,

**853814-4**

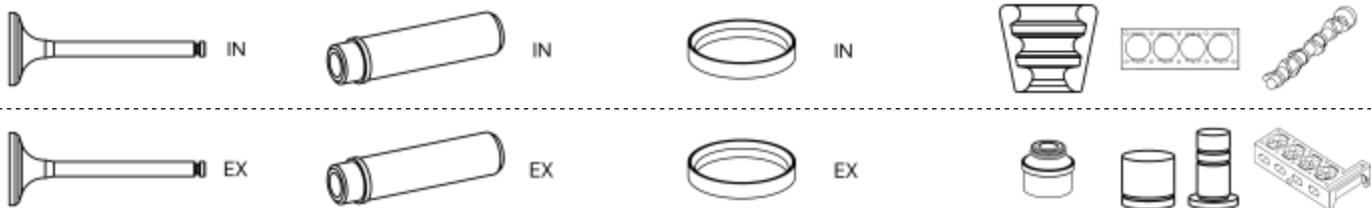
35,15 x 8,00 x 110,00 x 45°

**K-8**

**903805-1**

**863878-4**

31,40 x 8,00 x 109,70 x 45°



**80,000 mm**

**21**

F8Q 630 ,

**853843-4**

**K-8**

**903805-1**

35,20 x 8,00 x 111,60 x 45°

**863823-4**

31,60 x 8,00 x 111,30 x 45°

**80,000 mm**

**22**






F8Q 636 ,

**K-8**

**903805-1**



1.5i (1C4) 1.5	G15MF	07.94 - 10.95	1498	B	57 kW	329	7
1.5i Stufenheck (1C4) 1.5	G15MF	07.94 - 10.95	1498	B	57 kW	329	7
ARANOS 1.5	V15L	01.95 - 11.97	1498	B	66 kW	330	9
ARANOS 1.8	Y18L	01.95 - 11.97	1796	B	70 kW	332	25
ARANOS 2.0	C20LE	01.95 - 11.97	1998	B	77 kW	333	32
ARANOS 2.0	C20LE	01.95 - 11.97	1998	B	81 kW	333	32
BROUGHAM 2.0	C20LE	09.91 - 12.95	1998	B	85 kW	333	32
BROUGHAM 2.0	C20SE	08.94 - 12.97	1998	B	81 kW	333	31
BROUGHAM 2.0	X 20 XEV	08.94 - 12.97	1998	B	100 kW	334	37
CIELO LOAD RUNNER 1.5	G15MF	02.96 - 08.97	1498	B	55 kW	329	7
CIELO 1.5	A15MF	06.94 - 03.95	1498	B	70 kW	329	6
CIELO 1.5	G15MF	01.95 - 11.00	1498	B	59 kW	329	7
CIELO 1.5	V15L	06.94 - 07.98	1498	B	66 kW	330	9
CIELO 1.5	Y15L	04.95 - 07.97	1498	B	55 kW	330	10
DAMAS (90V) 0.8 LPG	F8CV	01.11	796	G	32 kW	329	4
DAMAS Bus 0.8 LPG	F8CV	01.09 - 12.11	796	B/G	32 kW	329	4
DAMAS Kasten 0.8 LPG	F8CV	01.11	796	B	30 kW	329	4
DAMAS Kasten 0.8 LPG	F8CV	01.09 - 12.11	796	B/G	32 kW	329	4
ESPERO (KLEJ) 1.5 16V	A15MF	09.93 - 06.99	1498	B	66 kW	329	6
ESPERO (KLEJ) 1.5 16V	A15MF	10.93 - 09.97	1498	B	65 kW	329	6
ESPERO (KLEJ) 1.5	A15F	10.97 - 08.99	1498	B	55 kW	329	5
ESPERO (KLEJ) 1.8	C18LE	02.95 - 09.99	1796	B	66 kW	332	23
ESPERO (KLEJ) 1.8	C18LE	02.95 - 06.99	1796	B	70 kW	332	23
ESPERO (KLEJ) 2.0	C20LE	01.95 - 06.99	1998	B	77 kW	333	32
ESPERO (KLEJ) 2.0	C20LE	09.93 - 10.94	1998	B	81 kW	333	32
ESPERO (KLEJ) 2.0	C20LZ	10.91 - 04.98	1998	B	74 kW	333	33
EVANDA (KLAL) 2.0	L88	08.02	1998	B	96 kW	332	27
EVANDA (KLAL) 2.0	X 20 SED	08.02	1998	B	96 kW	332	29
GENTRA Stufenheck 1.4	F14D3	05.05	1399	B	69 kW	330	11
GENTRA Stufenheck 1.5 SE	A15SMS	11.02 - 04.05	1498	B	62 kW	329	8
GENTRA Stufenheck 1.6 E-Tec LS	F16D3	05.05	1598	B	77 kW	330	15
GENTRA X Schrägheck 1.4	F14D3	05.05	1399	B	69 kW	330	11
GENTRA X Schrägheck 1.6 CDX	L91	06.08 - 02.11	1598	B	81 kW	330	14
GENTRA X Schrägheck 1.6 E-Tec LS	F16D3	05.05	1598	B	77 kW	330	15
KALOS (KLAS) 1.2	B12S1	04.03	1150	B	53 kW	329	2
KALOS (KLAS) 1.2	B12S1	04.03	1150	B	53 kW	329	2
KALOS (KLAS) 1.2	F12S3	04.03	1150	B	53 kW	329	3
KALOS (KLAS) 1.4 16V	F14D3	04.03	1399	B	69 kW	330	11
KALOS (KLAS) 1.4	F14S3	09.02	1399	B	61 kW	330	12
KALOS (KLAS) 1.5	F15S	11.02 - 12.04	1498	B	62 kW	329	5
KALOS (KLAS) 1.5	LV8(91CUL4)	11.02 - 12.04	1498	B	62 kW	329	5
KALOS (KLAS) 1.6	F16S4	02.03	1598	B	78 kW	331	16
KALOS Stufenheck (KLAS) 1.4	F14D3	05.03 - 12.04	1399	B	69 kW	330	11
KALOS Stufenheck (KLAS) 1.4	F14S3	11.02 - 12.04	1399	B	61 kW	330	12
KALOS Stufenheck (KLAS) 1.5	F15S	11.02 - 12.04	1498	B	62 kW	329	5
KORANDO (KJ) 2.3	M 161.970	01.99	2295	B	105 kW	336	48
KORANDO (KJ) 2.9 D	MB-OM 662	01.99	2874	D	72 kW	334	42
KORANDO (KJ) 2.9 TD	MB-OM 601 29TD	01.99	2874	D	88 kW	334	41
KORANDO (KJ) 3.2 4x4	M 104.995	01.99	3199	B	156 kW	335	44
KORANDO Cabrio (KJ) 2.0 16V	M 161.950	02.99	1998	B	94 kW	335	45
KORANDO Cabrio (KJ) 2.3	M 161.970	02.99	2295	B	105 kW	336	48
KORANDO Cabrio (KJ) 2.9 D	MB-OM 662	02.99	2874	D	72 kW	334	42
KORANDO Cabrio (KJ) 2.9 TD	MB-OM 601 29TD	02.99	2874	D	88 kW	334	41
LABO Kasten 0.8	F8CV	10.98 - 04.99	796	B	38 kW	329	4
LABO Pritsche/Fahrgestell 0.8 LPG	F8CV	01.09 - 12.22	796	B/G	32 kW	329	4
LABO Pritsche/Fahrgestell 0.8 LPG	F8CV	04.08 - 12.08	796	B/G	29 kW	329	4
LACETTI Schrägheck (KLAN) 1.4	F14D3	02.04	1399	B	70 kW	330	11
LACETTI Schrägheck (KLAN) 1.4	F14D3	06.02 - 12.04	1399	B	69 kW	330	11
LACETTI Schrägheck (KLAN) 1.6	F16D3	02.04	1598	B	80 kW	330	15
LACETTI Schrägheck (KLAN) 1.8	T18SED	02.04	1799	B	90 kW	331	20
LACETTI Stufenheck (J200) 1.5	A15SMS	08.03 - 12.04	1498	B	63 kW	329	8
LACETTI Stufenheck (J200) 1.5	F15D3	01.03 - 12.05	1498	B	78 kW	329	1

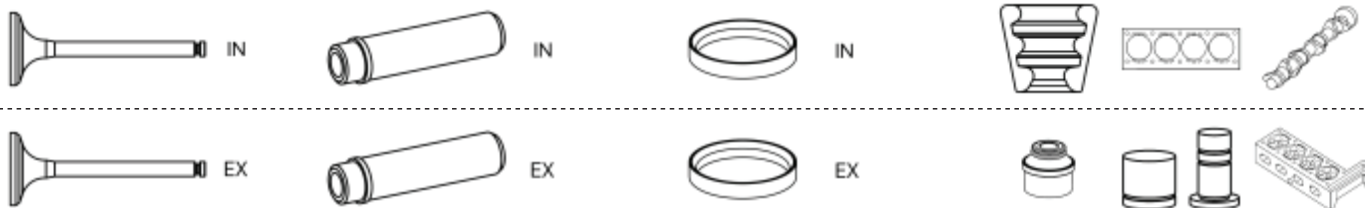
			<b>ccm</b>		<b>kw</b>		<b>1 POS</b>
LACETTI Stufenheck (J200) 1.8 CDX (J200)	F18D2	08.03 - 12.04	1761	B	67 kW	331	17
LACETTI Stufenheck (J200) 1.8 CDX	T18SED	08.03 - 12.04	1799	B	90 kW	331	20
LACETTI Stufenheck (J200) 1.8	T18SED	06.02 - 12.04	1799	B	89 kW	331	20
LACETTI Stufenheck 1.6	A16DMS	06.99 - 07.03	1598	B	78 kW	330	13
LACETTI Stufenheck 2.0	C20SED	06.99 - 07.03	1998	B	81 kW	333	34
LACETTI Stufenheck 2.0	X 20 SED	06.99 - 07.03	1998	B	98 kW	332	29
LANOS (KLAT) 1.3	A13SMS	05.97	1349	B	55 kW	329	5
LANOS (KLAT) 1.3	A14SMS	05.97	1349	B	55 kW	329	5
LANOS (KLAT) 1.5	A15SMS	05.97	1498	B	63 kW	329	8
LANOS (KLAT) 1.5	A15SMS	05.97	1498	B	63 kW	329	8
LANOS (KLAT) 1.5	A15SMS	10.97 - 06.99	1498	B	73 kW	329	8
LANOS (KLAT) 1.6 16V	A16DMS	04.97	1598	B	78 kW	330	13
LANOS (KLAT) 1.6 16V	A16DMS	04.97	1598	B	78 kW	330	13
LANOS Stufenheck (KLAT) 1.3	A13SMS	05.97	1349	B	55 kW	329	5
LANOS Stufenheck (KLAT) 1.3	A13SMS	05.97	1349	B	55 kW	329	5
LANOS Stufenheck (KLAT) 1.3	A14SMS	05.97	1349	B	55 kW	329	5
LANOS Stufenheck (KLAT) 1.5	A15SMS	05.97	1498	B	63 kW	329	8
LANOS Stufenheck (KLAT) 1.5	A15SMS	05.97	1498	B	63 kW	329	8
LANOS Stufenheck (KLAT) 1.5	A15SMS	10.97 - 12.05	1498	B	71 kW	329	8
LANOS Stufenheck (KLAT) 1.5	LX6(91CUL4)	10.97 - 12.05	1498	B	71 kW	329	8
LANOS Stufenheck (KLAT) 1.5	Y15LS	10.97 - 06.99	1498	B	73 kW	329	5
LANOS Stufenheck (KLAT) 1.6 16V	A16DMS	02.97	1598	B	78 kW	330	13
LANOS Stufenheck (KLAT) 1.6 16V	A16DMS	02.97	1598	B	78 kW	330	13
LEGANZA (KLAUV) 1.8 CD	C18LE	06.97 - 07.03	1796	B	70 kW	332	23
LEGANZA (KLAUV) 2.0 16V	T20SED	07.00 - 04.04	1998	B	93 kW	332	28
LEGANZA (KLAUV) 2.0 16V	X 20 SED	03.97 - 12.02	1998	B	98 kW	332	29
LEGANZA (KLAUV) 2.0	T20SED	01.01 - 12.02	1998	B	133 kW	332	28
LEGANZA (KLAUV) 2.0	X 20 SED	06.97 - 12.02	1998	B	85 kW	332	29
LEGANZA (KLAUV) 2.2 16V	T22SED	04.99 - 01.04	2198	B	100 kW	333	35
LEGANZA (KLAUV) 2.2	X 22 SE	09.98 - 12.02	2198	B	98 kW	334	37
LEMANS 2.0 GSE	C20LE	09.90 - 07.95	1998	B	72 kW	333	32
MAGNUS 2.0	X 20 SED	07.99 - 01.06	1998	B	96 kW	332	29
MAGNUS LPG	C 20 NL	01.02 - 12.06	1998	B/G	72 kW	333	31
MATIZ (M100, M150) 0.8	F8CV	09.98	796	B	38 kW	329	4
MATIZ (M100, M150) 0.8	F8CV	09.98 - 04.03	796	B	27 kW	329	4
MATIZ (M200, M250) 0.8	F8CV	01.05 - 06.10	796	B	38 kW	329	4
MATIZ Kasten/Schrägheck (KLA4) 0.8	F8CV	08.98 - 08.02	796	B	38 kW	329	4
MUSSO (FJ) 2.2 TD	MB OM 601	09.99	2299	D	74 kW	334	40
MUSSO (FJ) 2.3	M 111.970	01.99	2295	B	103 kW	336	47
MUSSO (FJ) 2.9 D 4x4	MB-OM 662	01.99 - 09.99	2874	D	73 kW	334	42
MUSSO (FJ) 2.9 TD 4x4	MB-OM 601 29TD	07.98	2874	D	88 kW	334	41
MUSSO (FJ) 2.9 TD 4x4	OM662LA	07.98	2874	D	88 kW	334	41
MUSSO (FJ) 3.2 4x4	M 104.992	07.98	3199	B	162 kW	335	44
NEXIA Stufenheck 1.5 (19)	G15MF	02.95 - 08.97	1498	B	52 kW	329	7
NEXIA Stufenheck 1.5 (19)	G15MF	02.95 - 06.08	1498	B	55 kW	329	7
NEXIA Stufenheck 1.5 (19)	G15MF	08.96 - 08.97	1498	B	44 kW	329	7
NEXIA Stufenheck 1.5 (19)	G15MF	08.97 - 06.08	1498	B	59 kW	329	7
NEXIA Stufenheck 1.5 16V (19)	A15MF	02.95 - 06.08	1498	B	66 kW	329	6
NEXIA Stufenheck 1.5	Y15L	07.08	1498	B	59 kW	330	10
NEXIA Stufenheck 1.6	F16D3	07.08	1598	B	80 kW	330	15
NEXIA Stufenheck 1.8 (19)	C18LE	02.95 - 06.08	1796	B	74 kW	332	23
NEXIA 1.5 (08, 68)	G15MF	02.95 - 08.97	1498	B	52 kW	329	7
NEXIA 1.5 (08, 68)	G15MF	02.95 - 08.97	1498	B	55 kW	329	7
NEXIA 1.5 (08, 68)	G15MF	08.96 - 08.97	1498	B	44 kW	329	7
NEXIA 1.5 16V (08, 68)	A15MF	02.95 - 08.97	1498	B	66 kW	329	6
NUBIRA (J100) 1.6 16V	A16DMS	05.97 - 05.00	1598	B	78 kW	330	13
NUBIRA (J100) 1.6	A16DMS	08.02 - 07.03	1598	B	76 kW	330	13
NUBIRA (J100) 2.0 16V	X 20 SED	05.97	1998	B	98 kW	332	29
NUBIRA (J100) 2.0 16V	X 20 SED	05.97	1998	B	98 kW	332	29
NUBIRA (J100) 2.0 CDX	T20SED	08.02 - 07.03	1998	B	93 kW	332	28
NUBIRA (J100) 2.0	X 20 SED	09.98 - 12.99	1998	B	96 kW	332	29
NUBIRA (J150) 1.6 16V	A16DMS	06.99 - 07.02	1598	B	78 kW	330	13



NUBIRA (J150) 2.0 16V	X 20 SED	06.99 - 07.02	1998	B	98 kW	332	29
NUBIRA Kombi (J150) 1.6 16V	A16DMS	06.99 - 12.02	1598	B	78 kW	330	13
NUBIRA Kombi (J150) 2.0 16V	X 20 SED	06.99 - 07.02	1998	B	98 kW	332	29
NUBIRA Stufenheck (J100) 1.6 16V	A16DMS	05.97 - 05.00	1598	B	78 kW	330	13
NUBIRA Stufenheck (J100) 1.6 16V	A16DMS	07.00	1598	B	76 kW	330	13
NUBIRA Stufenheck (J100) 1.6 16V	A16DMS	04.97 - 04.98	1598	B	85 kW	330	13
NUBIRA Stufenheck (J100) 1.8 16V	L84(110CUL4)	04.97 - 05.99	1796	B	100 kW	331	22
NUBIRA Stufenheck (J100) 2.0 16V	T20SED	12.00	1998	B	93 kW	332	28
NUBIRA Stufenheck (J100) 2.0 16V	X 20 SED	05.97	1998	B	98 kW	332	29
NUBIRA Stufenheck (J100) 2.0	C20SED	06.99 - 07.03	1998	B	81 kW	333	34
NUBIRA Stufenheck (J100) 2.0	X 20 SE	09.98 - 12.02	1998	B	96 kW	333	36
NUBIRA Stufenheck (J150) 1.6 16V	A16DMS	06.99 - 07.02	1598	B	78 kW	330	13
NUBIRA Stufenheck (J150) 2.0 16V	X 20 SED	06.99 - 07.02	1998	B	98 kW	332	29
NUBIRA Stufenheck (J200) 1.4	F14D3	10.03 - 12.04	1399	B	69 kW	330	11
NUBIRA Stufenheck (J200) 1.6	F16D3	07.03	1598	B	80 kW	330	15
NUBIRA Stufenheck (J200) 1.8	T18SED	07.03	1799	B	90 kW	331	20
NUBIRA Wagon (J100) 1.6 16V	A16DMS	05.97 - 05.00	1598	B	78 kW	330	13
NUBIRA Wagon (J100) 1.6 16V	A16DMS	12.00	1598	B	76 kW	330	13
NUBIRA Wagon (J100) 1.6 16V	A16DMS	06.97	1598	B	66 kW	330	13
NUBIRA Wagon (J100) 2.0 16V	T20SED	12.00	1998	B	93 kW	332	28
NUBIRA Wagon (J100) 2.0 16V	X 20 SED	05.97	1998	B	98 kW	332	29
NUBIRA Wagon (J100) 2.0 LPG	X 20 SED	03.00 - 12.02	1998	B/G	98 kW	332	29
NUBIRA Wagon (J100) 2.0	X 20 SE	09.98 - 12.02	1998	B	96 kW	333	36
NUBIRA Wagon (J200) 1.6	F16D3	07.03	1598	B	80 kW	330	15
NUBIRA Wagon (J200) 1.8	C18LE	06.04	1796	B	70 kW	332	23
NUBIRA Wagon (J200) 1.8	T18SED	07.03	1799	B	90 kW	331	20
PRINCE (J19) 1.8	C18LE	08.93 - 08.98	1796	B	76 kW	332	23
PRINCE (J19) 1.8	S 18 NV	08.90 - 08.97	1796	B	74 kW	332	24
PRINCE (J19) 2.0	C 20 NED	01.91 - 12.98	1998	B	85 kW	333	30
PRINCE (J19) 2.0	C20LE	01.91 - 12.98	1998	B	85 kW	333	32
PRINCE (J19) 2.0	C20LZ	08.92 - 07.95	1998	B	74 kW	333	33
PRINCE (J19) 2.0	C20SE	08.91 - 08.98	1998	B	81 kW	333	31
PRINCE (J19) 2.0	X 20 XEV	08.93 - 08.98	1998	B	100 kW	334	37
PRINCE (J19) 2.2	X 22 XE	08.97 - 08.99	2198	B	100 kW	334	37
RACER Schrägheck 1.5	G15MF	03.95 - 12.97	1498	B	52 kW	329	7
REXTON (GAB_) 2.3 RX230 4x4	M 161.974	05.02	2295	B	110 kW	336	48
REXTON (GAB_) 2.7 D Allrad	D27DT	05.06	2696	D	137 kW	334	38
REXTON (GAB_) 2.9 TD	OM 662.983	04.02	2874	D	88 kW	335	43
REXTON (GAB_) 3.2 V6	M 162.992	04.02	3199	B	162 kW	335	46
REZZO (U100) 1.6 SX	L44(96CUL4)	08.01 - 12.04	1598	B	66 kW	331	16
REZZO (U100) 1.6	A16DMS	09.00	1598	B	77 kW	330	13
REZZO (U100) 1.6	A16DMS	02.02 - 12.04	1598	B	78 kW	330	13
REZZO (U100) 1.8	F18S2	09.00	1761	B	74 kW	331	18
REZZO (U100) 1.8	F18S2	09.00	1761	B	72 kW	331	18
REZZO (U100) 1.8	F18S2	09.00	1761	B	67 kW	331	18
REZZO (U100) 2.0 LPG	C 20 NL	01.02 - 12.07	1998	B/G	70 kW	333	31
REZZO (U100) 2.0 LPG	C 20 NL	06.00 - 12.01	1998	B/G	77 kW	333	31
REZZO (U100) 2.0	T20SED	09.00	1998	B	94 kW	332	28
REZZO (U100) 2.0	T20SED	06.00 - 12.04	1998	B	89 kW	332	28
ROYALE 2.0 S	C 20 NED	04.89 - 08.93	1998	B	85 kW	333	30
SUPER SALOON 1.8 DX	S 18 NV	08.92 - 08.95	1796	B	74 kW	332	24
SUPER SALOON 2.0	C 20 NED	04.89 - 08.95	1998	B	85 kW	333	30
TICO (KLY3) 0.8	F8CV	01.96 - 12.00	796	B	38 kW	329	4
TICO (KLY3) 0.8	F8C	02.95 - 12.00	796	B	35 kW	329	4
TICO 0.8	F8C	01.91 - 12.94	796	B	30 kW	329	4
TOSCA 1.8	T18SED	02.06	1799	B	90 kW	331	20
TOSCA 2.0 TDCi	Z 20 DMH	02.06	1991	D	110 kW	331	21
WINSTORM 2.4 4x4	Z 24 XED	12.06	2405	B	104 kW	334	39
WINSTORM 2.4 LS	Z 24 XED	12.06	2405	B	103 kW	334	39
WINSTORM 2.4 LT 4x4	Z 24 XED	12.06	2405	B	103 kW	334	39
WINSTORM 2.4	Z 24 XED	12.06	2405	B	104 kW	334	39

ENGINE	∅	ccm	kW			1 POS	ENGINE	∅	ccm	kW			1 POS		
A13SMS	76,500	4	1349	55 kW	B	329	5	G15MF	76,500	4	1498	44 - 59 kW	B	329	7
A14SMS	76,500	4	1349	55 kW	B	329	5	L13(82CUL4)	76,500	4	1349	55 kW	B	329	8
A15F	76,500	4	1498	55 kW	B	329	5	L44(96CUL4)	79,000	4	1598	74 - 81 kW	B	331	16
A15MF	76,500	4	1498	65 - 70 kW	B	329	6	L44(98CUL4)	79,000	4	1598	76 - 78 kW	B	331	16
A15SMS	76,500	4	1498	62 - 73 kW	B	329	8	L84(110CUL4)	84,800	4	1796	100 kW	B	331	22
A16DMS	79,000	4	1598	66 - 85 kW	B	330	13	L88	86,000	4	1998	89 - 96 kW	B	332	27
B12S1	68,500	4	1150	53 - 56 kW	B	329	2	L91	79,000	4	1598	77 - 81 kW	B	330	14
C 20 NED	86,000	4	1998	85 kW	B	333	30	LV8(91CUL4)	76,500	4	1498	62 kW	B	329	5
C 20 NE	86,000	4	1998	85 kW	B	332	26	LX6(91CUL4)	76,500	4	1498	62 - 73 kW	B	329	8
C 20 NL	86,000	4	1998	70 - 77 kW	B/G	333	31	M 104.992	89,900	6	3199	162 kW	B	335	44
C18LE	84,800	4	1796	66 - 76 kW	B	332	23	M 104.995	89,900	6	3199	154 - 156 kW	B	335	44
C20LE	86,000	4	1998	72 - 85 kW	B	333	32	M 111.970	90,900	4	2295	103 - 110 kW	B	336	47
C20LZ	86,000	4	1998	74 kW	B	333	33	M 161.950	89,900	4	1998	94 kW	B	335	45
C20SED	86,000	4	1998	81 kW	B	333	34	M 161.970	90,900	4	2295	103 - 110 kW	B	336	48
C20SE	86,000	4	1998	81 - 81 kW	B	333	31	M 161.974	90,900	4	2295	110 kW	B	336	48
D27DT	86,200	5	2696	137 kW	D	334	38	M 162.992	89,900	6	3199	162 kW	B	335	46
F12S3	68,500	4	1150	53 kW	B	329	3	MB OM 601	89,000	4	2299	74 kW	D	334	40
F14D3	77,900	4	1399	69 - 70 kW	B	330	11	MB-OM 601 29TD	89,000	5	2874	88 - 95 kW	D	334	41
F14S3	77,900	4	1399	61 kW	B	330	12	MB-OM 662	89,000	5	2874	72 - 73 kW	D	334	42
F15D3		4	1498	78 kW	B	329	1	OM 662.983	89,000	5	2874	88 kW	D	335	43
F15S	76,500	4	1498	62 kW	B	329	5	OM662LA	89,000	5	2874	88 kW	D	334	41
F16D3	79,000	4	1598	77 - 80 kW	B	330	15	S 18 NV	84,800	4	1796	62 - 74 kW	B	332	24
F16S4	79,000	4	1598	78 - 78 kW	B	331	16	T18SED	81,600	4	1799	89 - 90 kW	B	331	20
F18D2	80,500	4	1761	67 kW	B	331	17	T20SED	86,000	4	1998	89 - 133 kW	B	332	28
F18S2	80,500	4	1761	67 - 74 kW	B	331	18	T22SED	86,000	4	2198	100 kW	B	333	35
F2CFE611A	117,000	6	8709	294 kW	D	336	51	V15L	76,500	4	1498	66 kW	B	330	9
F3BE3681B	135,000	6	12882	368 kW	D	337	53	X 18 XE1	80,500	4	1796	100 kW	B	331	19
F3BE3681	135,000	6	12882	336 - 418 kW	D	337	53	X 20 SED	86,000	4	1998	85 - 98 kW	B	332	29
F3GFE611A	128,000	6	11118	353 kW	D	336	52	X 20 SE	86,000	4	1998	95 - 96 kW	B	333	36
F3GFE611B	128,000	6	11118	338 kW	D	336	52	X 20 XEV	86,000	4	1998	100 kW	B	334	37
F3GFE611D	128,000	6	11118	309 kW	D	336	52	X 22 SE	86,000	4	2198	98 - 104 kW	B	334	37
F3HFE611A	135,000	6	12882	412 kW	D	337	53	X 22 XE	86,000	4	2198	100 kW	B	334	37
F4AE0681B	102,000	6	5883	176 kW	D	336	49	Y15LS	76,500	4	1498	73 kW	B	329	5
F4AE3681D	102,000	6	5883	185 kW	D	336	49	Y15L	76,500	4	1498	52 - 63 kW	B	330	10
F4AFE611C	104,000	6	6728	206 kW	D	336	50	Y18L	84,800	4	1796	70 kW	B	332	25
F4AFE611D	104,000	6	6728	235 kW	D	336	50	Z 20 DMH	83,000	4	1991	110 kW	D	331	21
F8CV	68,500	3	796	27 - 38 kW	B	329	4	Z 24 XED	87,500	4	2405	104 kW	B	334	39
F8C	68,500	3	796	30 - 35 kW	B	329	4								





<b>68,500 mm</b>	<b>1</b>
------------------	----------

F15D3 ,

913582-8

Ø 6,00

<b>68,500 mm</b>	<b>2</b>
------------------	----------

B12S1 ,

<b>851407-4</b>	<b>881401-4</b>
-----------------	-----------------

35,70 x 5,50 x 110,50 x 45°    11,05 x 5,50 x 43,00 | IN | EX

<b>861408-4</b>	<b>973501-8</b>
-----------------	-----------------

31,80 x 5,50 x 110,20 x 45°

Hydro

<b>68,500 mm</b>	<b>3</b>
------------------	----------

F12S3 ,

973501-8

Hydro

<b>68,500 mm</b>	<b>4</b>
------------------	----------

F8CV , F8C ,

<b>851407-4</b>	<b>881401-4</b>
-----------------	-----------------

35,70 x 5,50 x 110,50 x 45°    11,05 x 5,50 x 43,00 | IN | EX

<b>861408-4</b>
-----------------

31,80 x 5,50 x 110,20 x 45°

<b>76,500 mm</b>	<b>5</b>
------------------	----------

A13SMS , A14SMS , A15F , F15S , LV8(91CUL4) , Y15LS ,

913501-8

Ø 7,00

<b>76,500 mm</b>	<b>6</b>
------------------	----------

A15MF ,

<b>853581-4</b>	<b>883581-4</b>
-----------------	-----------------

30,40 x 6,00 x 102,50 x 45°    11,05 x 6,00 x 40,00 | IN | EX

<b>863582-4</b>	<b>913582-8</b>	<b>973502-8</b>
-----------------	-----------------	-----------------

26,10 x 6,00 x 102,10 x 45°

Ø 6,00

Hydro

<b>76,500 mm</b>	<b>7</b>
------------------	----------

G15MF ,

<b>853511-4</b>	<b>903501-1</b>	<b>513507-1</b>
-----------------	-----------------	-----------------

38,10 x 7,00 x 101,50 x 45°

913501-8

Ø 7,00

973501-8

Hydro

<b>76,500 mm</b>	<b>8</b>
------------------	----------

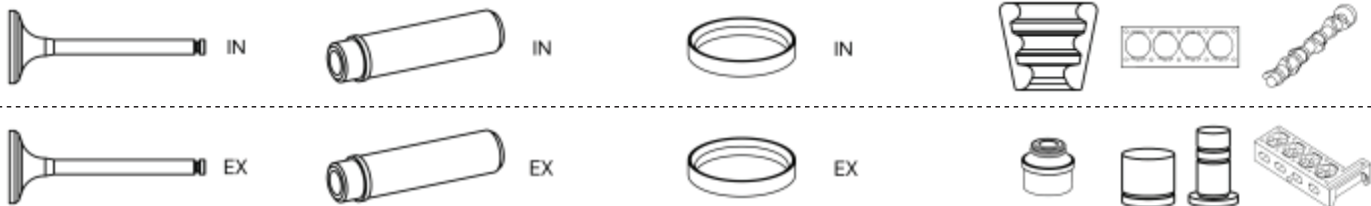
A15SMS , L13(82CUL4) , LX6(91CUL4) ,

913501-8

Ø 7,00

973501-8

Hydro



**76,500 mm**

**9**

V15L ,

913582-8

Ø 6,00

**76,500 mm**

**10**

Y15L ,

903501-1

913501-8

Ø 7,00

**77,900 mm**

**11**

F14D3 ,

851405-4

883581-4

28,50 x 6,00 x 101,60 x 45°

11,05 x 6,00 x 40,00 | IN | EX

861406-4

27,30 x 6,00 x 101,25 x 45°

913582-8

Ø 6,00

**77,900 mm**

**12**

F14S3 ,

851401-4

883581-4

38,00 x 6,00 x 104,00 x 45°

11,05 x 6,00 x 40,00 | IN | EX

861402-4

31,00 x 6,00 x 104,00 x 45°

903501-1

**79,000 mm**

**13**

A16DMS ,

853581-4

883581-4

30,40 x 6,00 x 102,50 x 45°

11,05 x 6,00 x 40,00 | IN | EX

863582-4

26,10 x 6,00 x 102,10 x 45°

913582-8

Ø 6,00

973502-8

Hydro

**79,000 mm**

**14**

L91 ,

913582-8

Ø 6,00

915097-8

Ø 6,00

**79,000 mm**

**15**

F16D3 ,

913582-8

Ø 6,00

973502-8

Hydro



**79,000 mm**

**16**

F16S4 , L44(96CUL4) , L44(98CUL4) ,

913582-8

Ø 6,00

**80,500 mm**

**17**

F18D2 ,

883558-4

10,04 x 6,00 x 45,00 | IN | EX

973501-8

Hydro

973502-8

Hydro

**80,500 mm**

**18**

F18S2 ,

973501-8

Hydro

**80,500 mm**

**19**

X 18 XE1 ,

M-5

863524-4

27,55 x 5,00 x 100,85 x 45°

**81,600 mm**

**20**

T18SED ,

883558-4

10,04 x 6,00 x 45,00 | IN | EX

915097-8

Ø 6,00

973502-8

Hydro

**83,000 mm**

**21**

Z 20 DMH ,

851403-4

28,60 x 6,00 x 95,70 x 45°

883558-4

10,04 x 6,00 x 45,00 | IN | EX

M-6

861404-4

24,40 x 6,00 x 95,70 x 45°

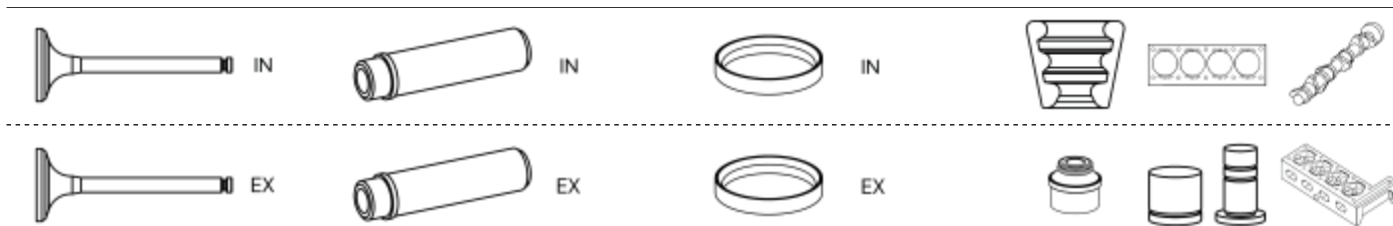
**84,800 mm**

**22**

L84(110CUL4) ,

915097-8

Ø 6,00



<b>84,800 mm</b>	<b>23</b>
------------------	-----------

C18LE ,  
**853513-4**  
 41,90 x 7,00 x 104,00 x 45°

**913501-8**   **973501-8**  
 Ø 7,00   Hydro

<b>84,800 mm</b>	<b>24</b>
------------------	-----------

S 18 NV ,  
**853513-4**   **883560-4**   **K-7**  
 41,90 x 7,00 x 104,00 x 45°   11,03 x 7,00 x 45,80 | IN | EX

**913501-8**   **973501-8**  
 Ø 7,00   Hydro

<b>84,800 mm</b>	<b>25</b>
------------------	-----------

Y18L ,

**913501-8**  
 Ø 7,00

<b>86,000 mm</b>	<b>26</b>
------------------	-----------

C 20 NE ,  
**853513-4**   **883560-4**   **K-7**  
 41,90 x 7,00 x 104,00 x 45°   11,03 x 7,00 x 45,80 | IN | EX

**913501-8**  
 Ø 7,00

<b>86,000 mm</b>	<b>27</b>
------------------	-----------

L88 ,

**915097-8**   **973502-8**  
 Ø 6,00   Hydro

<b>86,000 mm</b>	<b>28</b>
------------------	-----------

T20SED ,  
**883558-4**  
 10,04 x 6,00 x 45,00 | IN | EX

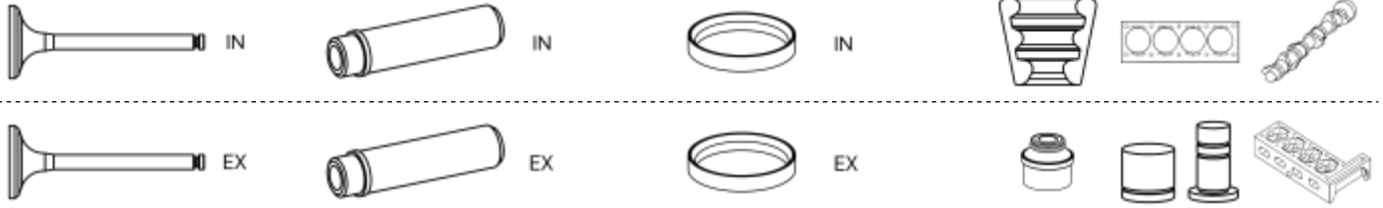
**915097-8**   **973502-8**  
 Ø 6,00   Hydro

<b>86,000 mm</b>	<b>29</b>
------------------	-----------

X 20 SED ,  
**853563-4**   **883558-4**  
 32,00 x 6,00 x 102,00 x 45°   10,04 x 6,00 x 45,00 | IN | EX

**883581-4**  
 11,05 x 6,00 x 40,00 | IN | EX

**863564-4**   **915097-8**   **973502-8**  
 29,00 x 6,00 x 92,20 x 45°   Ø 6,00   Hydro



**86,000 mm**

**30**

C 20 NED ,

**853581-4**

30,40 x 6,00 x 102,50 x 45°

**913501-8**

Ø 7,00

**86,000 mm**

**31**

C 20 NL , C20SE ,

**913501-8**

Ø 7,00

**86,000 mm**

**32**

C20LE ,

**853513-4**

41,90 x 7,00 x 104,00 x 45°

**913501-8**

Ø 7,00

**973501-8**

Hydro

**86,000 mm**

**33**

C20LZ ,

**913501-8**

Ø 7,00

**973501-8**

Hydro

**86,000 mm**

**34**

C20SED ,

**853563-4**

32,00 x 6,00 x 102,00 x 45°

**883558-4**

10,04 x 6,00 x 45,00 | IN | EX

**863564-4**

29,00 x 6,00 x 92,20 x 45°

**915097-8**

Ø 6,00

**86,000 mm**

**35**

T22SED ,

**915097-8**

Ø 6,00

**86,000 mm**

**36**

X 20 SE ,

**883560-4**

11,03 x 7,00 x 45,80 | IN | EX

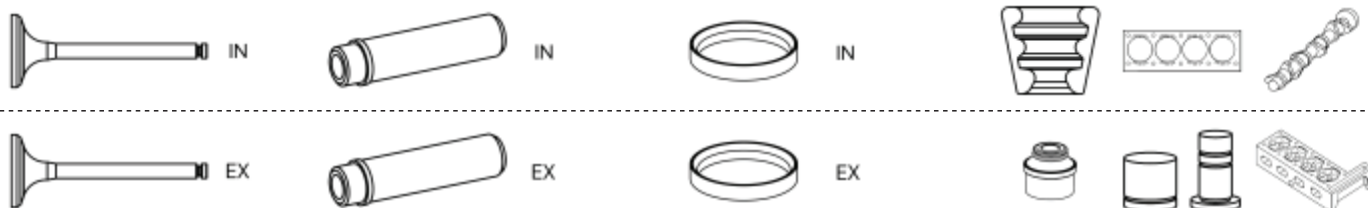
**K-7**

**913501-8**

Ø 7,00

**973501-8**

Hydro



## 86,000 mm

37

X 20 XEV , X 22 SE , X 22 XE ,

**853563-4**

32,00 x 6,00 x 102,00 x 45°

**883558-4**

10,04 x 6,00 x 45,00 | IN | EX

**863564-4**

29,00 x 6,00 x 92,20 x 45°

**915097-8**

Ø 6,00

**973502-8**

Hydro

## 86,200 mm

38

D27DT ,

**915097-8**

Ø 6,00

**973801-8**

Hydro

## 87,500 mm

39

Z 24 XED ,

**853563-4**

32,00 x 6,00 x 102,00 x 45°

**883558-4**

10,04 x 6,00 x 45,00 | IN | EX

**863564-4**

29,00 x 6,00 x 92,20 x 45°

**915097-8**

Ø 6,00

**973502-8**

Hydro

## 89,000 mm

40

MB OM 601 ,

**901013-1**

**911002-8**

Ø 9,00

**911004-8**

Ø 8,00

## 89,000 mm

41

MB-OM 601 29TD , OM662LA ,

**901014-1**

**911002-8**

Ø 9,00

**911004-8**

Ø 8,00

## 89,000 mm

42

MB-OM 662 ,

**901014-1**

**911002-8**

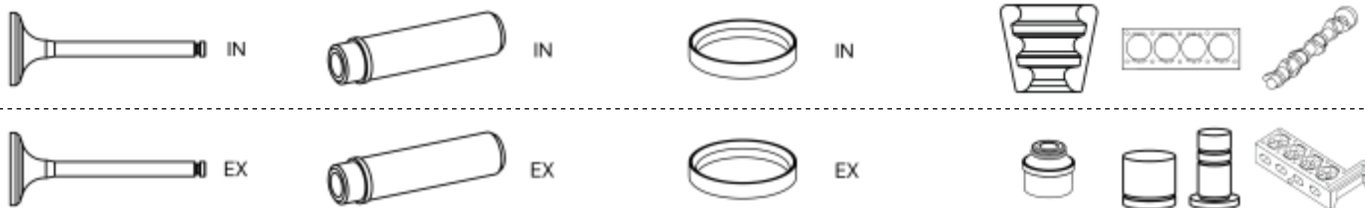
Ø 9,00

**971001-6**

Hydro

**911004-8**

Ø 8,00



## 89,000 mm

**43**

OM 662.983 ,

**851045-4****881045-4**

38,10 x 8,00 x 106,04 x 45°

14,02 x 8,00 x 39,50 | IN

**R-8****861046-4****881046-4**

35,10 x 9,00 x 106,50 x 45°

14,02 x 9,00 x 37,30 | EX

**911002-8**

Ø 9,00

**861046A000-4**

35,10 x 9,00 x 106,50 x 45°

**911004-8**

Ø 8,00

## 89,900 mm

**44**

M 104.992 , M 104.995 ,

**851005-4****881110-4**

35,05 x 7,00 x 101,55 x 45°

12,56 x 7,00 x 37,50 | IN

**M-7****851086-6**

35,00 x 7,00 x 102,00 x 45°

**R-7****851098-4**

35,00 x 7,00 x 102,00 x 45°

**861000-4**

31,00 x 7,00 x 103,65 x 45°

**971004-8**

Hydro

**861099-4**

31,10 x 7,00 x 103,50 x 45°

## 89,900 mm

**45**

M 161.950 ,

**851005-4****881110-4**

35,05 x 7,00 x 101,55 x 45°

12,56 x 7,00 x 37,50 | IN

**R-7****851086-6**

35,00 x 7,00 x 102,00 x 45°

**861000-4**

31,00 x 7,00 x 103,65 x 45°

## 89,900 mm

**46**

M 162.992 ,

**851005-4****881110-4**

35,05 x 7,00 x 101,55 x 45°

12,56 x 7,00 x 37,50 | IN

**M-7****851086-6**

35,00 x 7,00 x 102,00 x 45°

**R-7****851098-4**

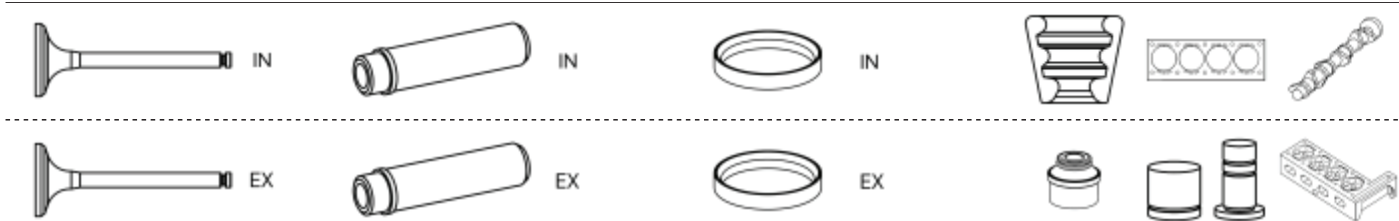
35,00 x 7,00 x 102,00 x 45°

**861000-4**

31,00 x 7,00 x 103,65 x 45°

**861099-4**

31,10 x 7,00 x 103,50 x 45°



<b>90,900 mm</b>	<b>47</b>
------------------	-----------

M 111.970 ,	
<b>851005-4</b>	<b>881110-4</b>
35,05 x 7,00 x 101,55 x 45°	12,56 x 7,00 x 37,50   IN
<b>851086-6</b>	
35,00 x 7,00 x 102,00 x 45°	
<b>861000-4</b>	<b>971004-8</b>
31,00 x 7,00 x 103,65 x 45°	Hydro

<b>90,900 mm</b>	<b>48</b>
------------------	-----------

M 161.970 , M 161.974 ,	
<b>851005-4</b>	<b>881110-4</b>
35,05 x 7,00 x 101,55 x 45°	12,56 x 7,00 x 37,50   IN
<b>851086-6</b>	
35,00 x 7,00 x 102,00 x 45°	
<b>861000-4</b>	
31,00 x 7,00 x 103,65 x 45°	

<b>102,000 mm</b>	<b>49</b>
-------------------	-----------

F4AE0681B , F4AE3681D ,	
<b>852031-4</b>	<b>R-7</b>
33,00 x 7,00 x 125,00 x 30°	
<b>862032-4</b>	
33,00 x 7,00 x 124,30 x 45°	

<b>104,000 mm</b>	<b>50</b>
-------------------	-----------

F4AFE611C , F4AFE611D ,	
<b>852031-4</b>	<b>R-7</b>
33,00 x 7,00 x 125,00 x 30°	
<b>862032-4</b>	
33,00 x 7,00 x 124,30 x 45°	

<b>117,000 mm</b>	<b>51</b>
-------------------	-----------

F2CFE611A ,	
<b>852078-6</b>	<b>K-8</b>
40,00 x 8,00 x 174,40 x 30°	
<b>862079-6</b>	
39,00 x 8,00 x 173,35 x 45°	

<b>128,000 mm</b>	<b>52</b>
-------------------	-----------

F3GFE611A , F3GFE611B , F3GFE611D ,	
<b>852080-2</b>	
42,90 x 9,00 x 202,70 x 30°	





IN



IN



IN



EX



EX



EX



**135,000 mm**

**53**

F3BE3681B , F3BE3681 , F3HFE611A ,







**852093-2**

47,00 x 10,00 x 199,50 x 30°

**K-10**

**862094-2**

46,00 x 10,00 x 198,00 x 45°











	 ENGINE	 00000	ccm		kW		 1 POS
400 Pritsche/Fahrgestell 2.5 D	EN 55	04.89 - 12.94	2498	D	53 kW	341	3
400 Pritsche/Fahrgestell 2.5 TD	ET 70	04.89 - 01.97	2498	D	71 kW	341	3
400-Serie Bus 2.5 D	EN 55	04.89 - 12.94	2498	D	53 kW	341	3
400-Serie Bus 2.5 TD	ET 70	04.89 - 01.97	2498	D	71 kW	341	3
400-Serie Kasten 428-435 2.5 D	EN 55	04.89 - 08.93	2498	D	53 kW	341	3
400-Serie Kasten 428-435 2.5 TD	ET 70	04.89 - 08.93	2498	D	71 kW	341	3
66 Coupe 1300 MARATHON	B13,0S	09.73 - 08.75	1289	B	42 kW	341	1
66 Kombi 1300 MARATHON	B13,0S	09.73 - 08.75	1289	B	42 kW	341	1
66 1300 MARATHON	B13,0S	09.73 - 08.75	1289	B	42 kW	341	1

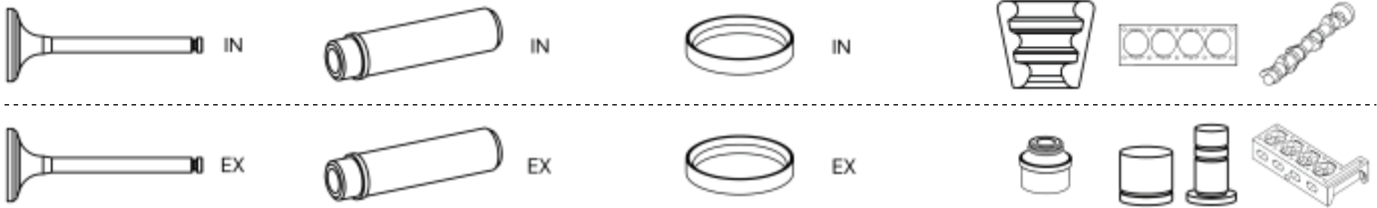


ENGINE			ccm	kW			1 POS	ENGINE			ccm	kW			1 POS
B13,0S	73,000	4	1289	42 kW	B	341	1	MX-13 303	130,000	6	12903	300 - 303 kW	D	343	19
BE 110 C	102,000	4	3920	110 kW	D	341	4	MX-13 315	130,000	6	12903	315 kW	D	343	19
BE 123 C	102,000	4	3920	123 kW	D	341	4	MX-13 340	130,000	6	12903	340 kW	D	343	19
CE 136 C	102,000	6	5880	136 kW	D	341	4	MX-13 355	130,000	6	12903	355 kW	D	343	19
CE 162 C	102,000	6	5880	162 kW	D	341	4	MX-13 375	130,000	6	12903	375 kW	D	343	19
CE 184 C	102,000	6	5880	184 kW	D	341	4	MX-13 390	130,000	6	12903	390 kW	D	343	19
DH 825	118,000	6	8250	115 - 121 kW	D	342	8	PE 228 C	118,000	6	9200	228 kW	D	342	12
DHB 825	118,000	6	8250	148 kW	D	342	8	PE 265 C	118,000	6	9200	265 kW	D	342	12
DHR 825	118,000	6	8250	150 kW	D	341	7	PE 310 C	118,000	6	9200	228 kW	D	342	12
DHS 825	118,000	6	8250	182 - 195 kW	D	342	8	PE 360 C	118,000	6	9200	265 kW	D	342	12
DHT 825	118,000	6	8250	162 - 167 kW	D	342	8	PR 183 S	118,000	6	9200	183 kW	D	342	11
DHTD 825	118,000	6	8250	151 kW	D	342	8	PR 228 S	118,000	6	9200	228 kW	D	342	12
DHU 825	118,000	6	8250	169 kW	D	342	8	PR 265 S	118,000	6	9200	265 kW	D	342	12
DJ5T	92,000	4	2446	76 - 96 kW	D	341	2	PX-5 112	107,000	4	4460	112 kW	D	341	5
DK 1160	130,000	6	11630	156 kW	D	342	14	PX-5 135	107,000	4	4460	134 - 135 kW	D	341	5
DKA 1160	130,000	6	11600	169 kW	D	342	14	PX-5 157	107,000	4	4460	156 - 157 kW	D	341	5
DKB 1160	130,000	6	11600	226 kW	D	342	14	PX-7 164	107,000	6	6690	162 - 164 kW	D	341	5
DKCL 1160	130,000	6	11630	156 kW	D	342	14	PX-7 172	107,000	6	6690	172 kW	D	341	6
DKDL 1160	130,000	6	11630	121 kW	D	342	14	PX-7 186	107,000	6	6690	186 - 187 kW	D	341	5
DKFL 1160	130,000	6	11630	191 kW	D	342	14	PX-7 194	107,000	6	6690	194 kW	D	341	6
DKL 1160	130,000	6	11630	148 - 151 kW	D	342	14	PX-7 208	107,000	6	6690	208 - 209 kW	D	341	5
DKS 1160 E	130,000	6	11600	206 kW	D	342	14	PX-7 231	107,000	6	6690	231 kW	D	341	5
DKS 1160	130,000	6	11600	228 kW	D	342	14	RS 180 L	118,000	6	8650	180 kW	D	342	13
DKSB 1160	130,000	6	11630	228 kW	D	342	14	RS 180 M	118,000	6	8650	180 kW	D	342	13
DKSE 1160	130,000	6	11630	206 kW	D	342	14	RS 200 L	118,000	6	8650	200 kW	D	342	13
DKT 1160	130,000	6	11600	213 kW	D	342	14	RS 200 M	118,000	6	8650	200 kW	D	342	13
DKTD 1160	130,000	6	11600	188 - 191 kW	D	342	14	RS 222 L	118,000	6	8650	222 kW	D	342	13
DKTL 1160	130,000	6	11600	185 kW	D	342	14	RS 222 M	118,000	6	8650	222 kW	D	342	13
DKV 1160	130,000	6	11600	212 kW	D	343	15	VF 390 M	140,000	6	14000	390 kW	D	345	28
DKVL 1160	130,000	6	11600	206 kW	D	342	14	WS 222 L	130,000	6	11630	222 kW	D	343	16
DKX 1160 ATi	130,000	6	11600	260 kW	D	343	15	WS 225 ATi	130,000	6	11630	225 kW	D	343	15
DKX 1160	130,000	6	11600	243 kW	D	343	15	WS 225	130,000	6	11600	225 kW	D	343	20
DKXE 1160 ATi	130,000	6	11630	139 - 274 kW	D	343	15	WS 242 G	130,000	6	11630	242 kW	D	344	21
DKXE 1160	130,000	6	11600	212 kW	D	343	15	WS 242 L	130,000	6	11600	242 kW	D	343	15
DKZ 1160 ATi	130,000	6	11600	274 kW	D	343	15	WS 242 M	130,000	6	11600	242 kW	D	343	15
DKZ 1160	130,000	6	11630	139 - 274 kW	D	343	15	WS 242	130,000	6	11600	242 kW	D	343	20
DKZE 1160	130,000	6	11600	226 kW	D	343	16	WS 259 ATi	130,000	6	11630	259 kW	D	343	15
DU 825	118,000	6	8250	159 kW	D	342	8	WS 259	130,000	6	11600	259 kW	D	343	20
EN 55	94,000	4	2498	53 kW	D	341	3	WS 268 G	130,000	6	11600	268 kW	D	343	15
ET 70	94,000	4	2498	71 kW	D	341	3	WS 268 L	130,000	6	11600	268 kW	D	343	15
FR 103 S1	107,000	4	4461	103 kW	D	341	5	WS 268 M	130,000	6	11600	268 kW	D	343	15
FR 118 S1	107,000	4	4461	118 kW	D	341	5	WS 268	130,000	6	11600	268 kW	D	343	20
FR 136 S1	107,000	4	4461	136 kW	D	341	5	WS 282 ATi	130,000	6	11630	282 kW	D	343	20
FR 152	107,000	4	4461	152 kW	D	341	5	WS 282 L	130,000	6	11630	282 kW	D	343	15
GR 165 S1	107,000	6	6691	165 kW	D	341	5	WS 282	130,000	6	11600	282 kW	D	343	20
GR 184 S1	107,000	6	6691	184 kW	D	341	5	WS 295 G	130,000	6	11600	295 kW	D	344	21
GR 210 S1	107,000	6	6691	210 kW	D	341	5	WS 295 L	130,000	6	11600	295 kW	D	343	20
GR 220	107,000	6	6691	220 kW	D	341	5	WS 295 M ATi	130,000	6	11627	295 kW	D	344	22
HS 200	118,000	6	8250	200 kW	D	342	10	WS 295 M	130,000	6	11600	295 kW	D	344	22
HS 825	118,000	6	8250	200 kW	D	342	9	WS 295	130,000	6	11600	295 kW	D	343	20
HT 168	118,000	6	8250	168 kW	D	342	10	WS 315 G	130,000	6	11627	315 kW	D	344	22
ISBe-135	102,000	4	3922	99 kW	D	341	4	WS 315 L	130,000	6	11600	315 kW	D	343	20
ISBe-150	102,000	4	3922	110 kW	D	341	4	WS 315 M	130,000	6	11600	315 kW	D	344	22
ISBe-170	102,000	4	3922	123 - 126 kW	D	341	4	WS 315	130,000	6	11600	315 kW	D	344	22
ISBe-220	102,000	6	5883	162 - 164 kW	D	341	4	XD3P	94,000	4	2498	51 - 58 kW	D	341	3
LT 160	130,000	6	11630	160 - 170 kW	D	343	17	XD3T	94,000	4	2498	70 kW	D	341	3
LT 210	130,000	6	11630	206 - 210 kW	D	343	17	XE 250 C	130,000	6	12580	250 kW	D	344	23
MX 265	130,000	6	12903	265 kW	D	343	18	XE 280 C1	130,000	6	12580	280 kW	D	344	23
MX 300	130,000	6	12903	300 kW	D	343	18	XE 280 C	130,000	6	12580	280 kW	D	344	23
MX 340	130,000	6	12903	340 kW	D	343	18	XE 315 C1	130,000	6	12580	315 kW	D	344	23
MX 375	130,000	6	12903	375 kW	D	343	18	XE 315 C	130,000	6	12580	315 kW	D	345	26
MX-13 265	130,000	6	12903	265 kW	D	343	19	XE 355 C1	130,000	6	12580	355 kW	D	344	25

# DAF



			ccm	kW			1 POS				ccm	kW			1 POS
XE 355 C	130,000	6	12580	355 kW	D	344	24	XF 280 M	130,000	6	12580	280 kW	D	345	27
XE 390 C1	130,000	6	12580	390 kW	D	345	27	XF 315 M	130,000	6	12580	315 kW	D	345	27
XE 390 C	130,000	6	12580	390 kW	D	345	27	XF 355 M	130,000	6	12580	355 kW	D	345	27
XE 250 M	130,000	6	12580	250 kW	D	345	26								



73,000 mm

1

B13,0S,

883820-4

K-7

11,14 x 7,00 x 41,50 | IN | EX

92,000 mm

2

DJ5T,

915001-8

973715-8

Ø 7,00

Hydro

94,000 mm

3

EN 55, ET 70, XD3P, XD3T,

883732-4

K-8

14,05 x 8,50 x 55,00 | IN | EX

863758-4

35,60 x 8,50 x 116,35 x 45°

102,000 mm

4

BE 110 C, BE 123 C, CE 136 C, CE 162 C, CE 184 C, ISBe-135, ISBe-150, ISBe-170, ISBe-220,

852031-4

33,00 x 7,00 x 125,00 x 30°

862032-4

33,00 x 7,00 x 124,30 x 45°

107,000 mm

5

FR 103 S1, FR 118 S1, FR 136 S1, FR 152, GR 165 S1, GR 184 S1, GR 210 S1, GR 220, PX-5 112, PX-5 135, PX-5 157, PX-7 164, PX-7 186, PX-7 208, PX-7 231,

852031-4

R-7

33,00 x 7,00 x 125,00 x 30°

862032-4

33,00 x 7,00 x 124,30 x 45°

107,000 mm

6

PX-7 172, PX-7 194,

852031-4

33,00 x 7,00 x 125,00 x 30°

862032-4

33,00 x 7,00 x 124,30 x 45°

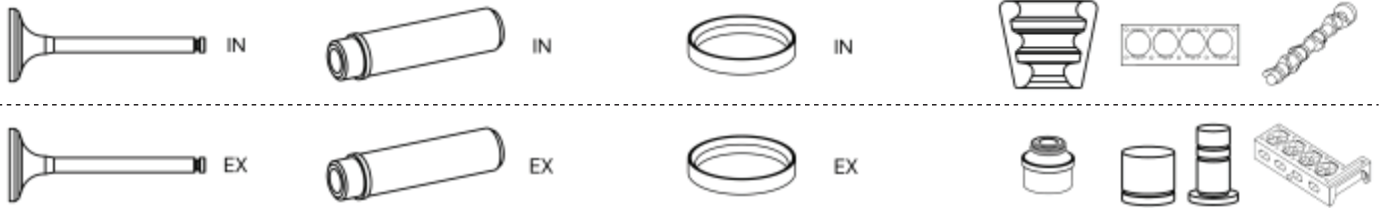
118,000 mm

7

DHR 825,

861302-6

42,90 x 10,00 x 148,50 x 30°



## 118,000 mm

8

DH 825 , DHB 825 , DHS 825 , DHT 825 , DHTD 825 , DHU 825 , DU 825 ,

**881310-6**

16,03 x 10,00 x 70,00 | IN | EX

**861302-6**

42,90 x 10,00 x 148,50 x 30°

## 118,000 mm

9

HS 825 ,

**881310-6**

16,03 x 10,00 x 70,00 | IN | EX

## 118,000 mm

10

HS 200 , HT 168 ,

**881314-6**

16,03 x 10,00 x 79,00 | IN | EX

## 118,000 mm

11

PR 183 S ,

**851319-6**

40,60 x 9,00 x 158,20 x 15°

**R-9**

**861320-6**

37,10 x 9,00 x 154,30 x 45°

## 118,000 mm

12

PE 228 C , PE 265 C , PE 310 C , PE 360 C , PR 228 S , PR 265 S ,

**851319-6**

40,60 x 9,00 x 158,20 x 15°

**881316-6**

15,00 x 9,00 x 76,50 | IN | EX

**R-9**

**861320-6**

37,10 x 9,00 x 154,30 x 45°

## 118,000 mm

13

RS 180 L , RS 180 M , RS 200 L , RS 200 M , RS 222 L , RS 222 M ,

**851305-6**

50,10 x 10,00 x 157,90 x 30°

**881314-6**

16,03 x 10,00 x 79,00 | IN | EX

**861312-6**

45,60 x 10,00 x 157,90 x 30°

## 130,000 mm

14

DK 1160 , DKA 1160 , DKB 1160 , DKCL 1160 , DKDL 1160 , DKFL 1160 , DKL 1160 , DKS 1160 E , DKS 1160 , DKSB 1160 , DKSE 1160 , DKT 1160 , DKTD 1160 , DKTL 1160 , DKVL 1160 ,

**851304-6**

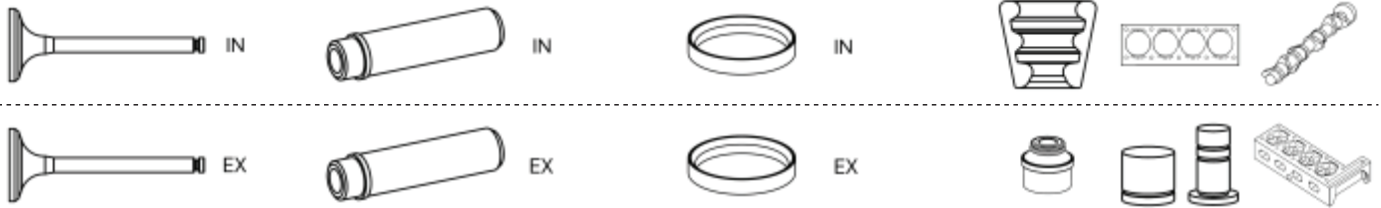
54,90 x 11,00 x 152,00 x 30°

**881312-6**

17,50 x 11,00 x 70,10 | IN | EX

**861306-6**

47,70 x 11,00 x 150,10 x 30°


**130,000 mm**
**15**

DKV 1160 , DKX 1160 ATi , DKX 1160 , DKXE 1160 ATi , DKXE 1160 , DKZ 1160 ATi , DKZ 1160 , WS 225 ATi , WS 242 L , WS 242 M , WS 259 ATi , WS 268 G , WS 268 L , WS 268 M , WS 282 L ,

**851307-6**
**881315-6**

54,90 x 11,00 x 175,00 x 30°    17,56 x 11,00 x 75,00 | IN | EX

**861308-6**

50,00 x 11,00 x 175,00 x 30°

**861310-6**

50,00 x 11,00 x 175,30 x 30°

**130,000 mm**
**16**

DKZE 1160 , WS 222 L ,

**881315-6**

17,56 x 11,00 x 75,00 | IN | EX

**861308-6**

50,00 x 11,00 x 175,00 x 30°

**130,000 mm**
**17**

LT 160 , LT 210 ,

**881312-6**

17,50 x 11,00 x 70,10 | IN | EX

**130,000 mm**
**18**

MX 265 , MX 300 , MX 340 , MX 375 ,

**851321-6**

45,60 x 10,00 x 169,40 x 20°

**861322-6**

42,60 x 10,00 x 168,60 x 30°

**130,000 mm**
**19**

MX-13 265 , MX-13 303 , MX-13 315 , MX-13 340 , MX-13 355 , MX-13 375 , MX-13 390 ,

**851323-6**

43,90 x 10,00 x 169,80 x 20°

**861324-6**

40,90 x 10,00 x 169,90 x 30°

**913901-6**

Ø 10,00

**130,000 mm**
**20**

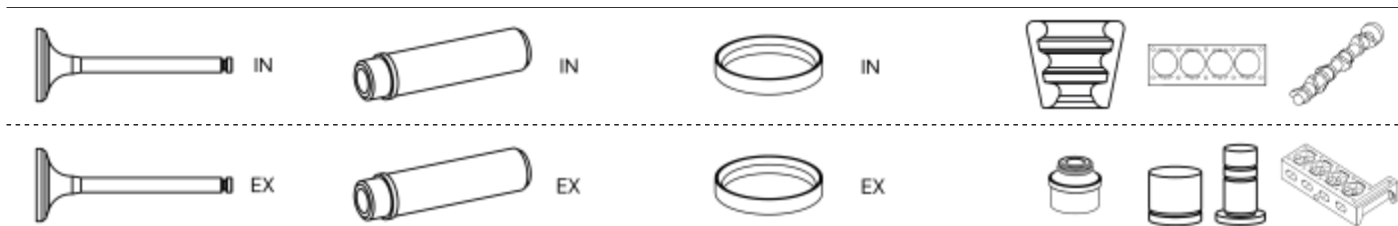
WS 225 , WS 242 , WS 259 , WS 268 , WS 282 ATi , WS 282 , WS 295 L , WS 295 , WS 315 L ,

**851307-6**
**881315-6**

54,90 x 11,00 x 175,00 x 30°    17,56 x 11,00 x 75,00 | IN | EX

**861308-6**

50,00 x 11,00 x 175,00 x 30°



**130,000 mm** **21**

WS 242 G , WS 295 G ,

**851307-6** **881315-6**

54,90 x 11,00 x 175,00 x 30° 17,56 x 11,00 x 75,00 | IN | EX

**851311-6**

45,60 x 9,00 x 163,50 x 30°

**861308-6**

50,00 x 11,00 x 175,00 x 30°

**861310-6**

50,00 x 11,00 x 175,30 x 30°

**130,000 mm** **22**

WS 295 M Ati , WS 295 M , WS 315 G , WS 315 M , WS 315 ,

**851307-6**

54,90 x 11,00 x 175,00 x 30°

**130,000 mm** **23**

XE 250 C , XE 280 C1 , XE 280 C , XE 315 C1 ,

**851311-6**

45,60 x 9,00 x 163,50 x 30°

**851313-6**

45,50 x 9,00 x 163,60 x 20°

**861314-6**

42,60 x 9,00 x 158,70 x 45°

**861316-6**

42,60 x 9,00 x 159,00 x 30°

**971301-6**

Roller

**130,000 mm** **24**

XE 355 C ,

**851311-6** **881316-6**

45,60 x 9,00 x 163,50 x 30° 15,00 x 9,00 x 76,50 | IN | EX

**851313-6**

45,50 x 9,00 x 163,60 x 20°

**861314-6**

42,60 x 9,00 x 158,70 x 45°

**971301-6**

Roller

**130,000 mm** **25**

XE 355 C1 ,

**851311-6** **881316-6**

45,60 x 9,00 x 163,50 x 30° 15,00 x 9,00 x 76,50 | IN | EX

**851317-6**

45,60 x 9,00 x 164,20 x 20°

**861314-6**

42,60 x 9,00 x 158,70 x 45°

**861316-6**

42,60 x 9,00 x 159,00 x 30°

**971301-6**

Roller





130,000 mm

26

XE 315 C , XF 250 M ,

851311-6

881316-6

45,60 x 9,00 x 163,50 x 30°

15,00 x 9,00 x 76,50 | IN | EX

851313-6

45,50 x 9,00 x 163,60 x 20°

861314-6

42,60 x 9,00 x 158,70 x 45°

971301-6

Roller

861316-6

42,60 x 9,00 x 159,00 x 30°

130,000 mm

27

XE 390 C1 , XE 390 C , XF 280 M , XF 315 M , XF 355 M ,

851311-6

881316-6

45,60 x 9,00 x 163,50 x 30°

15,00 x 9,00 x 76,50 | IN | EX

851313-6

45,50 x 9,00 x 163,60 x 20°

851315-6

45,60 x 9,00 x 163,60 x 20°

861314-6

42,60 x 9,00 x 158,70 x 45°

971301-6

Roller

861316-6

42,60 x 9,00 x 159,00 x 30°

140,000 mm

28







VF 390 M ,

851311-6

881316-6

45,60 x 9,00 x 163,50 x 30°

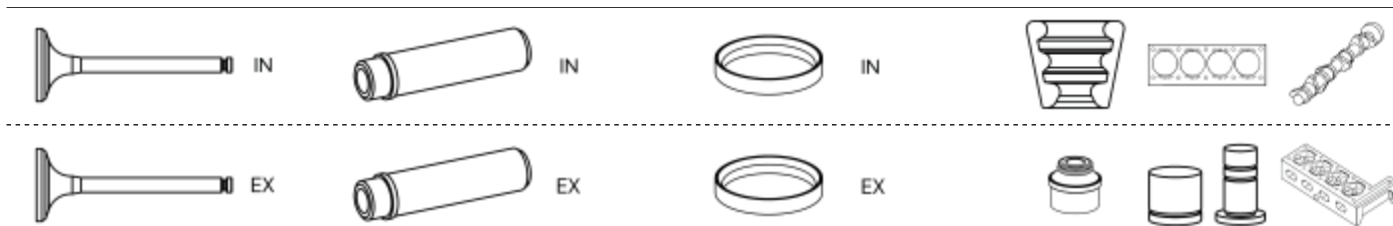
15,00 x 9,00 x 76,50 | IN | EX

	 ENGINE	 00000	ccm		kW		 1 POS
55 WIDE Kasten 0.5 (S60)	AB	09.77 - 04.83	547	B	20 kW	348	1
55 WIDE Pick-up 0.5 (S60)	AB	04.80 - 04.83	547	B	20 kW	348	1
55 WIDE Pritsche/Fahrgestell 0.5 (S60)	AB	04.80 - 04.83	547	B	20 kW	348	1
HANDIVAN I (_L_) 0.5 (L55V)	AB	05.81 - 12.81	547	B	22 kW	348	1
HANDIVAN I (_L_) 0.6 (L60V)	AD	01.82 - 01.86	617	B	22 kW	348	2



# DAIHATSU

ENGINE	$\varnothing$		ccm	kW	B	348	1 POS	ENGINE	$\varnothing$		ccm	kW	B	348	1 POS
AB	71,600	2	547	20 - 22 kW	B	348	1	FE	86,000	4	1998	75 kW	B	348	3
AD	76,000	2	617	22 kW	B	348	2								



<b>71,600 mm</b>		<b>1</b>
------------------	--	----------

- AB ,
- 885070-4**  
12,06 x 8,00 x 64,60 | IN

---

  - 885074-4**  
13,045 x 9,00 x 66,50 | EX
  - 885075-4**  
14,10 x 9,00 x 64,00 | EX

<b>76,000 mm</b>		<b>2</b>
------------------	--	----------

- AD ,
- 885070-4**  
12,06 x 8,00 x 64,60 | IN

---

  - 885074-4**  
13,045 x 9,00 x 66,50 | EX
  - 885075-4**  
14,10 x 9,00 x 64,00 | EX

<b>86,000 mm</b>		<b>3</b>
------------------	--	----------







- FE ,
- 858501-4**  
44,00 x 8,00 x 111,90 x 45°









**siehe Motorenliste**  
**see engline list**  
**voir la liste des moteurs**  
**ver lista de motores**  
**см. список двигателей**  
**تاكړ حط ا قعوتق رظنا**

# DETROIT DIESEL



 ENGINE		 ccm	kW			 1 POS	
DD13	132,000	6	12809	331 - 512 kW	D	351	2
DD15	139,000	6	14841	339 - 512 kW	D	351	3

 ENGINE		 ccm	kW			 1 POS	
MBE 4000	128,000	6	12816	261 - 336 kW	D	351	1



**128,000 mm**

**1**

MBE 4000 ,

**901023-1**

**911002-8**

Ø 9,00

**132,000 mm**

**2**

DD13 ,

**851075-6**

**881006-4**

45,00 x 9,50 x 240,00 x 20°

15,04 x 9,50 x 98,10 | IN | EX

**139,000 mm**

**3**

DD15 ,

**881006-4**

15,04 x 9,50 x 98,10 | IN | EX



**siehe Motorenliste**  
**see engline list**  
**voir la liste des moteurs**  
**ver lista de motores**  
**см. список двигателей**  
**تالكر حطما قمىق رظنا**





ENGINE			ccm	kW			1 POS	ENGINE			ccm	kW			1 POS
BF 10L 413 FW	125,000	10	15953	265 - 294 kW	D	361	37	BF 6M 1015 C	132,000	6	11905	250 - 345 kW	D	363	50
BF 10L 413 F	125,000	10	15953	265 - 294 kW	D	361	37	BF 6M 1015	132,000	6	11905	195 - 250 kW	D	363	49
BF 10L 513 C	125,000	10	15954	265 - 294 kW	D	361	39	BF 6M 2012 C*	101,000	6	6057	126 - 140 kW	D	357	18
BF 10L 513 F	125,000	10	15945	253 - 294 kW	D	362	40	BF 6M 2012 C	101,000	6	6057	140 - 155 kW	D	357	17
BF 10L 513	125,000	10	15954	218 - 305 kW	D	361	38	BF 6M 2013 C	98,000	6	5702	118 - 190 kW	D	356	10
BF 12L 413 F	125,000	12	19144	268 - 353 kW	D	362	41	BF 6M 2013	98,000	6	5702	92 kW	D	356	10
BF 12L 413	120,000	12	16964	305 kW	D	361	35	BF 8L 413 F	125,000	8	12763	212 - 235 kW	D	362	43
BF 12L 513 C	125,000	12	19144	386 - 405 kW	D	361	39	BF 8L 413	120,000	8	11310	99 - 206 kW	D	361	35
BF 12L 513 F	125,000	12	19144	282 - 353 kW	D	362	40	BF 8L 513	125,000	8	12763	235 - 250 kW	D	361	38
BF 12L 513	125,000	12	19144	353 - 367 kW	D	361	38	BF 8M 1015 CP	132,000	8	15874	399 - 517 kW	D	363	50
BF 3L 914	102,000	3	3236	44 - 56 kW	D	359	27	BF 8M 1015 C	132,000	8	15874	333 - 459 kW	D	363	50
BF 3M 1011 F	91,000	3	2184	40 - 46 kW	D	355	1	BF 8M 1015 M	132,000	8	15874	290 - 304 kW	D	363	47
BF 3M 1011	91,000	3	2184	46 kW	D	355	1	BF 8M 1015	132,000	8	15874	290 kW	D	363	46
BF 4L 1011 FT	91,000	4	2732	46 kW	D	355	3	F 10L 413 FW	125,000	10	15953	161 - 202 kW	D	362	43
BF 4L 1011 F	91,000	4	2731	28 - 55 kW	D	355	3	F 10L 413 FZ	125,000	10	15953	161 - 294 kW	D	362	43
BF 4L 913 C	102,000	4	4086	78 - 92 kW	D	358	24	F 10L 413 F	125,000	10	15953	235 kW	D	362	42
BF 4L 913 T	102,000	4	4086	60 - 78 kW	D	358	23	F 10L 413 L	120,000	10	14700	198 - 225 kW	D	361	35
BF 4L 913	102,000	4	4086	47 - 81 kW	D	358	22	F 10L 413	120,000	10	14140	167 - 224 kW	D	361	35
BF 4L 914	102,000	4	4314	63 - 75 kW	D	359	27	F 10L 513 F	125,000	10	15953	235 - 294 kW	D	362	43
BF 4M 1011 F	91,000	4	2912	28 - 61 kW	D	355	1	F 10L 513 L	128,000	10	16728	204 - 242 kW	D	363	45
BF 4M 1012 C	94,000	4	3192	74 - 82 kW	D	355	6	F 10L 513 T	128,000	10	16728	204 - 242 kW	D	363	45
BF 4M 1012 EC	94,000	4	3192	60 - 84 kW	D	355	6	F 10L 513	128,000	10	16728	188 - 242 kW	D	363	45
BF 4M 1012 E	94,000	4	3192	50 - 68 kW	D	355	6	F 12L 413 FW	125,000	12	19144	193 - 243 kW	D	362	43
BF 4M 1012	94,000	4	3192	58 - 65 kW	D	355	6	F 12L 413 F	125,000	12	19144	224 - 282 kW	D	362	42
BF 4M 1013 C	108,000	4	4764	104 - 115 kW	D	360	29	F 12L 413	120,000	12	16960	250 kW	D	361	35
BF 4M 1013 ECW	108,000	4	4764	105 - 130 kW	D	360	29	F 12L 513 F	125,000	12	19144	193 - 405 kW	D	362	43
BF 4M 1013 EW	108,000	4	4764	81 - 130 kW	D	360	29	F 12L 513 L	128,000	12	20074	231 - 291 kW	D	363	45
BF 4M 1013 E	108,000	4	4764	77 - 95 kW	D	360	29	F 12L 513	128,000	12	20074	282 kW	D	363	45
BF 4M 1013 FC	108,000	4	4764	105 - 157 kW	D	360	29	F 1L 511 D	100,000	1	825	11 - 13 kW	D	356	14
BF 4M 1013E C	108,000	4	4764	92 - 125 kW	D	360	29	F 1L 511	100,000	1	824	13 kW	D	356	13
BF 4M 1013	108,000	4	4764	84 - 93 kW	D	360	29	F 1L 812	95,000	1	851	9 - 10 kW	D	355	7
BF 4M 2012 B	101,000	4	4038	52 kW	D	357	17	F 2L 1011 F	91,000	2	1366	20 - 22 kW	D	355	2
BF 4M 2012 C*	101,000	4	4038	84 - 93 kW	D	357	18	F 2L 1011	91,000	2	1366	18 - 22 kW	D	355	2
BF 4M 2012 C	101,000	4	4038	68 - 103 kW	D	357	18	F 2L 511 D	100,000	2	1650	22 - 26 kW	D	357	15
BF 4M 2012	101,000	4	4038	74 - 75 kW	D	357	17	F 2L 511	100,000	2	824	25 kW	D	356	13
BF 4M 2013 C	98,000	4	3802	125 kW	D	356	10	F 2L 812	95,000	2	1701	15 - 22 kW	D	355	7
BF 6L 413 FRC	125,000	6	9572	160 - 199 kW	D	362	43	F 2L 912	100,000	2	1885	16 - 28 kW	D	357	16
BF 6L 413 FR	125,000	6	9572	143 - 177 kW	D	362	43	F 2M 1011 F	91,000	2	1366	22 kW	D	355	3
BF 6L 413 FW	125,000	6	9572	112 - 121 kW	D	361	37	F 3L 1011 F	91,000	3	2049	16 - 33 kW	D	355	4
BF 6L 413 F	125,000	6	9572	112 - 177 kW	D	362	43	F 3L 1011	91,000	3	2049	27 - 33 kW	D	355	4
BF 6L 413	120,000	6	8478	99 - 154 kW	D	361	35	F 3L 812	95,000	3	2552	25 - 32 kW	D	355	7
BF 6L 513 C	125,000	6	9572	112 - 177 kW	D	361	39	F 3L 912 D	100,000	3	2826	24 - 44 kW	D	357	16
BF 6L 912	100,000	6	5655	88 - 100 kW	D	356	12	F 3L 912 W	100,000	3	2826	25 - 43 kW	D	357	16
BF 6L 913 C	102,000	6	6128	81 - 162 kW	D	358	24	F 3L 913	102,000	3	3064	25 - 44 kW	D	359	26
BF 6L 913 T	102,000	6	6128	85 - 112 kW	D	358	23	F 3L 914	102,000	3	3236	41 - 46 kW	D	359	27
BF 6L 913	102,000	6	6128	70 - 125 kW	D	359	25	F 3M 1011 F	91,000	3	2185	17 - 36 kW	D	355	3
BF 6L 914	102,000	6	6472	80 - 116 kW	D	359	27	F 3M 1011	91,000	3	2185	32 - 36 kW	D	355	3
BF 6M 1012 C	94,000	6	4788	111 - 123 kW	D	355	6	F 4L 1011 F	91,000	4	2732	24 - 47 kW	D	355	4
BF 6M 1012 EC	94,000	6	4788	113 - 125 kW	D	355	6	F 4L 413 FR	125,000	4	6381	94 kW	D	362	44
BF 6M 1012 E	94,000	6	4788	70 - 100 kW	D	355	6	F 4L 413 F	125,000	4	6381	83 - 94 kW	D	362	44
BF 6M 1012	94,000	6	4788	73 - 98 kW	D	355	6	F 4L 413 R	120,000	4	5880	90 kW	D	361	36
BF 6M 1013 CP	108,000	6	7146	171 - 190 kW	D	360	29	F 4L 812	95,000	4	3402	33 - 39 kW	D	355	7
BF 6M 1013 C	108,000	6	7146	153 - 170 kW	D	360	29	F 4L 912 D	100,000	4	3770	38 - 62 kW	D	357	16
BF 6M 1013 ECW	108,000	6	7146	123 - 195 kW	D	360	29	F 4L 912 W	100,000	4	3770	38 - 49 kW	D	357	16
BF 6M 1013 EC	108,000	6	7146	139 - 191 kW	D	360	29	F 4L 913	102,000	4	4086	34 - 66 kW	D	360	28
BF 6M 1013 EW	108,000	6	7146	123 - 195 kW	D	360	29	F 4L 914	102,000	4	4314	51 - 61 kW	D	359	27
BF 6M 1013 E	108,000	6	7146	85 - 145 kW	D	360	29	F 4M 1011 F	91,000	4	2732	24 - 48 kW	D	355	3
BF 6M 1013 FC	108,000	6	7146	147 - 210 kW	D	360	29	F 5L 413 FR	125,000	5	7976	94 - 118 kW	D	362	43
BF 6M 1013E CP	108,000	6	7146	176 - 195 kW	D	360	29	F 5L 413 R	120,000	5	7350	83 - 112 kW	D	361	36
BF 6M 1013	108,000	6	7146	126 - 141 kW	D	360	29	F 5L 912 D	100,000	5	4712	58 - 78 kW	D	357	16
BF 6M 1015 CP	132,000	6	11905	300 - 384 kW	D	363	50	F 5L 914	102,000	5	5393	75 kW	D	359	27
BF 6M 1015 CU	132,000	6	11905	226 - 305 kW	D	363	49	F 6 L 812	95,000	6	5104	59 - 74 kW	D	356	8

ENGINE	Ø	ccm	kW	D	362	1 POS	ENGINE	Ø	ccm	kW	D	357	1 POS		
F 6L 413 FR	125,000	6	9572	112 - 141 kW	D	362	44	TCD 2012 L4 2V	101,000	4	4038	73 - 80 kW	D	357	19
F 6L 413 FW	125,000	6	9572	96 - 121 kW	D	362	43	TCD 2012 L4 4V	101,000	4	4038	98 kW	D	357	20
F 6L 413 F	125,000	6	9572	104 - 188 kW	D	362	42	TCD 2012 L6 2V	101,000	6	6057	147 kW	D	357	19
F 6L 413 R	120,000	6	8822	100 - 135 kW	D	361	36	TCD 2013 L06 4V	108,000	6	7146	147 - 243 kW	D	360	30
F 6L 413	120,000	6	8478	99 - 130 kW	D	361	35	TCD 2013 L4 2V	108,000	4	4764	120 kW	D	360	31
F 6L 912 D	100,000	6	5655	42 - 92 kW	D	357	16	TCD 2013 L4 4V	108,000	4	4764	140 - 161 kW	D	360	32
F 6L 912 W	100,000	6	5655	57 - 74 kW	D	357	16	TCD 2013 L6 2V	108,000	6	7146	139 - 200 kW	D	360	31
F 6L 912	100,000	6	5655	48 - 82 kW	D	356	12	TCD 2013 L6 4V	108,000	6	7146	147 - 243 kW	D	361	33
F 6L 913	102,000	6	6128	51 - 101 kW	D	359	26	TCD 2015 V6	132,000	6	11906	360 kW	D	363	49
F 6L 914	102,000	6	6472	92 kW	D	359	27	TCD 2015 V8	132,000	8	15874	500 kW	D	363	50
F 8L 413 FW	125,000	8	12763	129 - 150 kW	D	362	43	TCD 3.6 L04 Tier 4i	98,000	4	3621	63 - 88 kW	D	356	11
F 8L 413 F	125,000	8	12763	147 - 188 kW	D	362	42	TCD 3.6 L4	98,000	4	3621	100 kW	D	356	11
F 8L 513	128,000	8	13382	155 - 194 kW	D	363	45	TCD 4.1 L04 4V	101,000	4	4038	70 - 122 kW	D	358	21
TCD 12.0-V6	132,000	6	11906	390 kW	D	363	48	TCD 6.1 L06 4V	101,000	6	6057	110 - 190 kW	D	358	21
TCD 2.9 L4 HP	92,000	4	2925	75 kW	D	355	5	TCG 2015 V8	132,000	8	15874	209 - 222 kW	G	363	51
TCD 2.9 L4 HT	92,000	4	2925	55 kW	D	355	5	TD 2010 L4	96,000	4	3474	64 kW	D	356	9
TCD 2010 L4	96,000	4	3474	75 kW	D	356	9	TTCD 7.8 L6	110,000	6	7755	291 kW	D	361	34



## 91,000 mm

1

BF 3M 1011 F, BF 3M 1011, BF 4M 1011 F,

**851520-4**

**881566-6**

**M-8**

41,10 x 8,00 x 124,70 x 45°

12,03 x 8,00 x 47,80 | IN | EX

**861521-4**

35,40 x 8,00 x 124,70 x 45°

## 91,000 mm

2

F 2L 1011 F, F 2L 1011,

**851572-6**

**881566-6**

**M-8**

40,10 x 8,00 x 124,70 x 45°

12,03 x 8,00 x 47,80 | IN | EX

## 91,000 mm

3

BF 4L 1011 FT, BF 4L 1011 F, F 2M 1011 F, F 3M 1011 F, F 3M 1011, F 4M 1011 F,

**881566-6**

**M-8**

12,03 x 8,00 x 47,80 | IN | EX

## 91,000 mm

4

F 3L 1011 F, F 3L 1011, F 4L 1011 F,

**851572-6**

**881566-6**

**M-8**

40,10 x 8,00 x 124,70 x 45°

12,03 x 8,00 x 47,80 | IN | EX

**861565-6**

34,90 x 8,00 x 124,75 x 45°

## 92,000 mm

5

TCD 2.9 L4 HP, TCD 2.9 L4 HT,

**M-8**

## 94,000 mm

6

BF 4M 1012 C, BF 4M 1012 EC, BF 4M 1012 E, BF 4M 1012, BF 6M 1012 C, BF 6M 1012 EC, BF 6M 1012 E, BF 6M 1012,

**851576-6**

**881586-6**

**871588-6**

**M-8**

41,70 x 8,00 x 124,70 x 30°

15,03 x 8,00 x 52,80 | IN | EX

42,78 x 33,75 x 6,80 x 30° | IN

**861569-6**

35,90 x 8,00 x 124,70 x 45°

**871587-6**

36,98 x 30,20 x 7,50 x 45° | EX

## 95,000 mm

7

F 1L 812, F 2L 812, F 3L 812, F 4L 812,

**851503-6**

**881571-6**

**881577-6**

**K-8**

43,00 x 8,00 x 133,00 x 45°

15,00 x 8,00 x 57,30 | IN | EX

45,66 x 36,00 x 9,90 x 45° | IN

**851504-6**

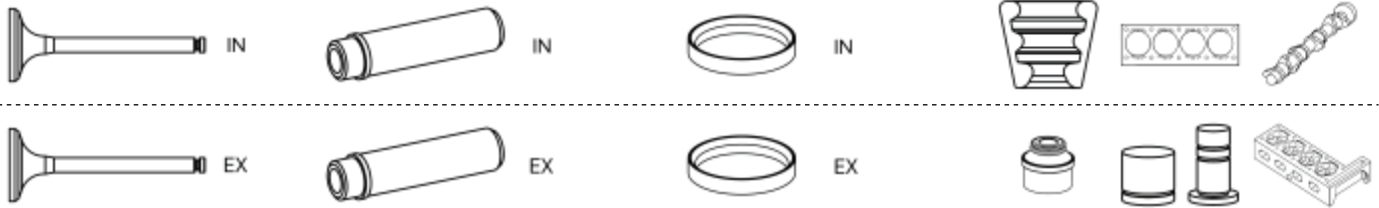
43,00 x 8,00 x 133,00 x 45°

**861505-6**

37,10 x 8,00 x 133,00 x 45°

**871579-6**

40,16 x 31,00 x 9,75 x 45° | EX



## 95,000 mm

8

F 6 L 812 ,

**851503-6**

43,00 x 8,00 x 133,00 x 45°

**881571-6**

15,00 x 8,00 x 57,30 | IN | EX

**K-8**

**851504-6**

43,00 x 8,00 x 133,00 x 45°

**861505-6**

37,10 x 8,00 x 133,00 x 45°

## 96,000 mm

9

TCD 2010 L4 , TD 2010 L4 ,

**M-8**

## 98,000 mm

10

BF 4M 2013 C , BF 6M 2013 C , BF 6M 2013 ,

**M-8**

**883868-6**

13,04 x 8,00 x 58,30 | EX

## 98,000 mm

11

TCD 3.6 L04 Tier 4i , TCD 3.6 L4 ,

**M-8**

## 100,000 mm

12

BF 6L 912 , F 6L 912 ,

**851535-6**

43,10 x 8,00 x 133,00 x 45°

**881571-6**

15,00 x 8,00 x 57,30 | IN | EX

**871577-6**

45,66 x 36,00 x 9,90 x 45° | IN

**K-8**

**861532-6**

37,10 x 8,00 x 133,00 x 45°

**871579-6**

40,16 x 31,00 x 9,75 x 45° | EX

**971577-6**

## 100,000 mm

13

F 1L 511 , F 2L 511 ,

**851504-6**

43,00 x 8,00 x 133,00 x 45°

## 100,000 mm

14

F 1L 511 D ,

**851504-6**

43,00 x 8,00 x 133,00 x 45°

**881571-6**

15,00 x 8,00 x 57,30 | IN | EX

**871577-6**

45,66 x 36,00 x 9,90 x 45° | IN

**K-8**

**851535-6**

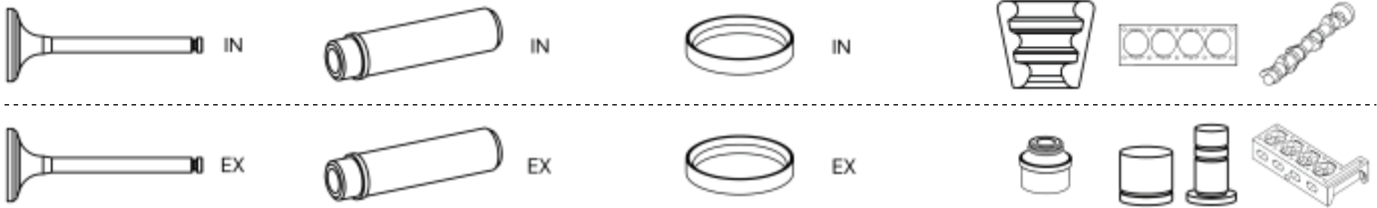
43,10 x 8,00 x 133,00 x 45°

**861532-6**

37,10 x 8,00 x 133,00 x 45°

**871579-6**

40,16 x 31,00 x 9,75 x 45° | EX



**100,000 mm** **15**

F 2L 511 D ,

<b>851535-6</b> 43,10 x 8,00 x 133,00 x 45°	<b>881571-6</b> 15,00 x 8,00 x 57,30   IN   EX	<b>871577-6</b> 45,66 x 36,00 x 9,90 x 45°   IN	<b>K-8</b>
<b>861532-6</b> 37,10 x 8,00 x 133,00 x 45°		<b>871579-6</b> 40,16 x 31,00 x 9,75 x 45°   EX	

**100,000 mm** **16**

F 2L 912 , F 3L 912 D , F 3L 912 W , F 4L 912 D , F 4L 912 W , F 5L 912 D , F 6L 912 D , F 6L 912 W ,

<b>851503-6</b> 43,00 x 8,00 x 133,00 x 45°	<b>881571-6</b> 15,00 x 8,00 x 57,30   IN   EX	<b>871577-6</b> 45,66 x 36,00 x 9,90 x 45°   IN	<b>K-8</b>
<b>851504-6</b> 43,00 x 8,00 x 133,00 x 45°			<b>M-8</b>
<b>851562-6</b> 45,00 x 8,00 x 133,00 x 45°			
<b>851568-6</b> 43,10 x 8,00 x 133,00 x 45°			
<b>861505-6</b> 37,10 x 8,00 x 133,00 x 45°		<b>871579-6</b> 40,16 x 31,00 x 9,75 x 45°   EX	<b>971577-6</b>
<b>861559-6</b> 37,10 x 8,00 x 133,00 x 45°			
<b>861563-6</b> 37,10 x 8,00 x 133,00 x 45°			

**101,000 mm** **17**

BF 4M 2012 B , BF 4M 2012 , BF 6M 2012 C ,

<b>851591-6</b> 41,70 x 8,00 x 119,30 x 30°		<b>871588-6</b> 42,78 x 33,75 x 6,80 x 30°   IN	
<b>861592-6</b> 36,00 x 8,00 x 119,40 x 45°		<b>871587-6</b> 36,98 x 30,20 x 7,50 x 45°   EX	

**101,000 mm** **18**

BF 4M 2012 C\* , BF 4M 2012 C , BF 6M 2012 C\* ,

<b>851591-6</b> 41,70 x 8,00 x 119,30 x 30°			
<b>861592-6</b> 36,00 x 8,00 x 119,40 x 45°			

**101,000 mm** **19**

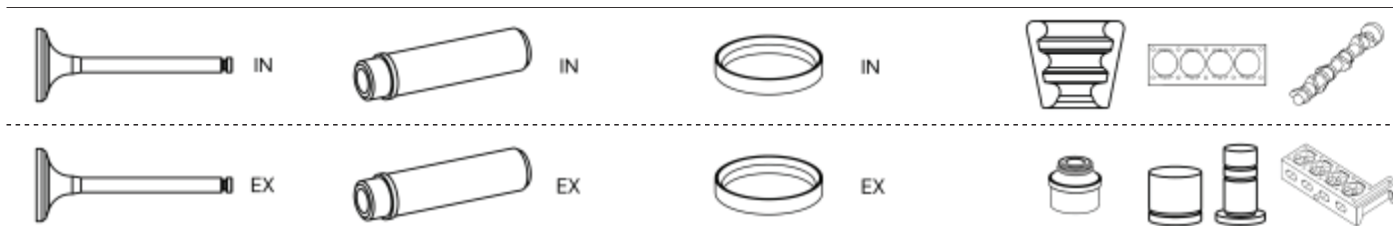
TCD 2012 L4 2V , TCD 2012 L6 2V ,

<b>851537-6</b> 41,70 x 8,00 x 121,20 x 30°		<b>M-8</b>	
--	--	------------	--

**101,000 mm** **20**

TCD 2012 L4 4V ,

		<b>M-8</b>	
<b>883868-6</b> 13,04 x 8,00 x 58,30   EX			



<b>101,000 mm</b>	<b>21</b>
-------------------	-----------

TCD 4.1 L04 4V , TCD 6.1 L06 4V ,

M-8

<b>102,000 mm</b>	<b>22</b>
-------------------	-----------

BF 4L 913 ,

<b>851504-6</b>	<b>881571-6</b>	<b>M-8</b>
43,00 x 8,00 x 133,00 x 45°	15,00 x 8,00 x 57,30   IN   EX	

<b>851562-6</b>	45,00 x 8,00 x 133,00 x 45°
-----------------	-----------------------------

<b>851570-6</b>	43,10 x 8,00 x 133,00 x 30°
-----------------	-----------------------------

<b>861559-6</b>	<b>971577-6</b>
37,10 x 8,00 x 133,00 x 45°	

<b>861563-6</b>	37,10 x 8,00 x 133,00 x 45°
-----------------	-----------------------------

<b>102,000 mm</b>	<b>23</b>
-------------------	-----------

BF 4L 913 T , BF 6L 913 T ,

<b>851535-6</b>	<b>881571-6</b>	<b>871577-6</b>	<b>K-8</b>
43,10 x 8,00 x 133,00 x 45°	15,00 x 8,00 x 57,30   IN   EX	45,66 x 36,00 x 9,90 x 45°   IN	

<b>861532-6</b>	<b>871579-6</b>
37,10 x 8,00 x 133,00 x 45°	40,16 x 31,00 x 9,75 x 45°   EX

<b>102,000 mm</b>	<b>24</b>
-------------------	-----------

BF 4L 913 C , BF 6L 913 C ,

<b>851504-6</b>	<b>881571-6</b>	<b>K-8</b>
43,00 x 8,00 x 133,00 x 45°	15,00 x 8,00 x 57,30   IN   EX	

<b>851535-6</b>	43,10 x 8,00 x 133,00 x 45°	<b>M-8</b>
-----------------	-----------------------------	------------

<b>851562-6</b>	45,00 x 8,00 x 133,00 x 45°
-----------------	-----------------------------

<b>851570-6</b>	43,10 x 8,00 x 133,00 x 30°
-----------------	-----------------------------

<b>861532-6</b>	<b>971577-6</b>
37,10 x 8,00 x 133,00 x 45°	

<b>861559-6</b>	37,10 x 8,00 x 133,00 x 45°
-----------------	-----------------------------

<b>861563-6</b>	37,10 x 8,00 x 133,00 x 45°
-----------------	-----------------------------



## 102,000 mm

25

BF 6L 913 ,

**851504-6**

43,00 x 8,00 x 133,00 x 45°

**881571-6**

15,00 x 8,00 x 57,30 | IN | EX

**871577-6**

45,66 x 36,00 x 9,90 x 45° | IN

**K-8**

**851535-6**

43,10 x 8,00 x 133,00 x 45°

**861532-6**

37,10 x 8,00 x 133,00 x 45°

**871579-6**

40,16 x 31,00 x 9,75 x 45° | EX

**971577-6**

## 102,000 mm

26

F 3L 913 , F 6L 913 ,

**851503-6**

43,00 x 8,00 x 133,00 x 45°

**881571-6**

15,00 x 8,00 x 57,30 | IN | EX

**871577-6**

45,66 x 36,00 x 9,90 x 45° | IN

**K-8**

**851504-6**

43,00 x 8,00 x 133,00 x 45°

**M-8**

**851562-6**

45,00 x 8,00 x 133,00 x 45°

**851568-6**

43,10 x 8,00 x 133,00 x 45°

**861505-6**

37,10 x 8,00 x 133,00 x 45°

**871579-6**

40,16 x 31,00 x 9,75 x 45° | EX

**971577-6**

**861559-6**

37,10 x 8,00 x 133,00 x 45°

**861563-6**

37,10 x 8,00 x 133,00 x 45°

## 102,000 mm

27

BF 3L 914 , BF 4L 914 , BF 6L 914 , F 3L 914 , F 4L 914 , F 5L 914 , F 6L 914 ,

**851562-6**

45,00 x 8,00 x 133,00 x 45°

**881571-6**

15,00 x 8,00 x 57,30 | IN | EX

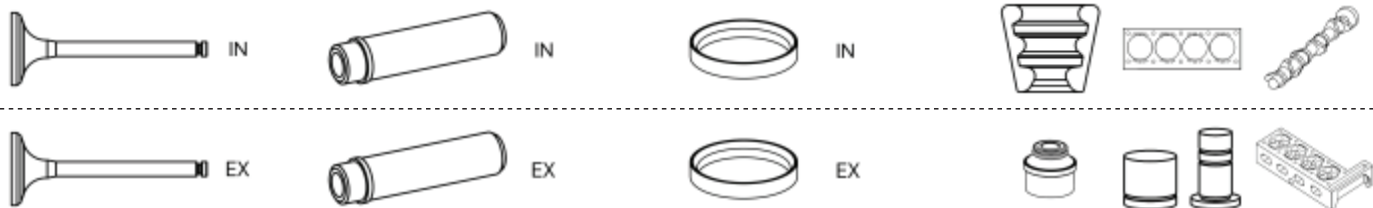
**M-8**

**861559-6**

37,10 x 8,00 x 133,00 x 45°

**861563-6**

37,10 x 8,00 x 133,00 x 45°



## 102,000 mm

28

F 4L 913 ,

**851503-6**      **881571-6**      **871577-6**      **K-8**

43,00 x 8,00 x 133,00 x 45°      15,00 x 8,00 x 57,30 | IN | EX      45,66 x 36,00 x 9,90 x 45° | IN

**851504-6**      **M-8**

43,00 x 8,00 x 133,00 x 45°

**851535-6**

43,10 x 8,00 x 133,00 x 45°

**851562-6**

45,00 x 8,00 x 133,00 x 45°

**851568-6**

43,10 x 8,00 x 133,00 x 45°

**861505-6**      **871579-6**      **971577-6**

37,10 x 8,00 x 133,00 x 45°      40,16 x 31,00 x 9,75 x 45° | EX

**861532-6**

37,10 x 8,00 x 133,00 x 45°

**861559-6**

37,10 x 8,00 x 133,00 x 45°

**861563-6**

37,10 x 8,00 x 133,00 x 45°

## 108,000 mm

29

BF 4M 1013 C , BF 4M 1013 ECW , BF 4M 1013 EW , BF 4M 1013 E , BF 4M 1013 FC , BF 4M 1013E C , BF 4M 1013 , BF 6M 1013 CP , BF 6M 1013 C , BF 6M 1013 ECW , BF 6M 1013 EC , BF 6M 1013 EW , BF 6M 1013 E , BF 6M 1013 FC , BF 6M 1013E CP , BF 6M 1013 ,

**851578-6**      **881564-6**      **871589-6**

48,10 x 9,00 x 139,00 x 30°      15,03 x 9,00 x 62,75 | IN | EX      49,10 x 39,00 x 7,50 x 30° | IN

**861571-6**      **871590-6**

42,10 x 9,00 x 138,95 x 45°      43,60 x 35,00 x 7,90 x 45° | EX

## 108,000 mm

30

TCD 2013 L06 4V ,

**883868-6**

13,04 x 8,00 x 58,30 | EX

## 108,000 mm

31

TCD 2013 L4 2V , TCD 2013 L6 2V ,

**851593-6**      **881564-6**      **871589-6**

48,00 x 9,00 x 135,50 x 30°      15,03 x 9,00 x 62,75 | IN | EX      49,10 x 39,00 x 7,50 x 30° | IN

**861594-6**      **871590-6**

42,00 x 9,00 x 135,50 x 45°      43,60 x 35,00 x 7,90 x 45° | EX

## 108,000 mm

32

TCD 2013 L4 4V ,

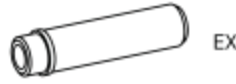
**855163-6**      **M-8**

38,20 x 8,00 x 145,90 x 30°

**865164-6**

35,80 x 8,00 x 145,80 x 45°





## 108,000 mm

33

TCD 2013 L6 4V ,

**855163-6**

M-8

38,20 x 8,00 x 145,90 x 30°

**865164-6**

**883868-6**

35,80 x 8,00 x 145,80 x 45°

13,04 x 8,00 x 58,30 | EX

## 110,000 mm

34

TTCD 7.8 L6 ,

**855163-6**

M-8

38,20 x 8,00 x 145,90 x 30°

**865164-6**

35,80 x 8,00 x 145,80 x 45°

## 120,000 mm

35

BF 12L 413 , BF 6L 413 , BF 8L 413 , F 10L 413 L , F 10L 413 , F 12L 413 , F 6L 413 ,

**851574-6**

**881575-6**

K-10

53,70 x 10,00 x 165,00 x 45°

16,07 x 10,00 x 95,00 | IN

**861515-6**

**881576-6**

**971580-6**

46,70 x 10,00 x 165,00 x 45°

16,07 x 10,00 x 82,00 | EX

## 120,000 mm

36

F 4L 413 R , F 5L 413 R , F 6L 413 R ,

**851530-6**

**881580-6**

K-10

53,70 x 10,00 x 165,00 x 45°

16,04 x 10,00 x 95,00 | IN

**851574-6**

53,70 x 10,00 x 165,00 x 45°

**861515-6**

**881581-6**

**971580-6**

46,70 x 10,00 x 165,00 x 45°

16,04 x 10,00 x 82,00 | EX

## 125,000 mm

37

BF 10L 413 FW , BF 10L 413 F , BF 6L 413 FW ,

**881584-6**

K-10

16,05 x 10,00 x 95,00 | IN

**861515-6**

**881590-6**

**971580-6**

46,70 x 10,00 x 165,00 x 45°

16,05 x 10,00 x 78,00 | EX

**861567-6**

46,70 x 10,00 x 165,30 x 45°

## 125,000 mm

38

BF 10L 513 , BF 12L 513 , BF 8L 513 ,

**861567-6**

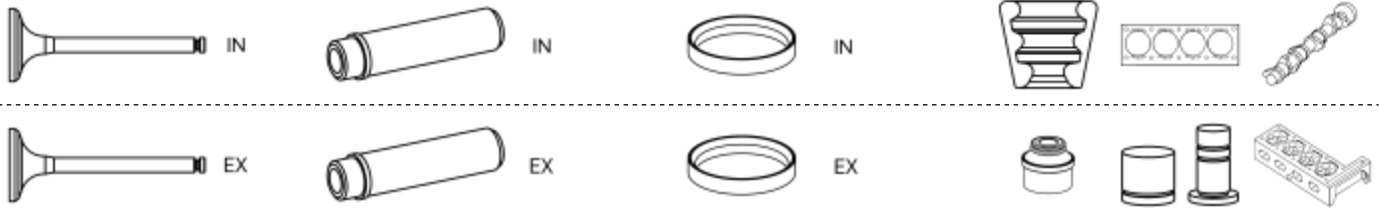
46,70 x 10,00 x 165,30 x 45°

## 125,000 mm

39

BF 10L 513 C , BF 12L 513 C , BF 6L 513 C ,

**971580-6**



## 125,000 mm

40

BF 10L 513 F , BF 12L 513 F ,

**881584-6**

16,05 x 10,00 x 95,00 | IN

**K-10**

**861515-6**

46,70 x 10,00 x 165,00 x 45°

**881590-6**

16,05 x 10,00 x 78,00 | EX

**971580-6**

## 125,000 mm

41

BF 12L 413 F ,

**851574-6**

53,70 x 10,00 x 165,00 x 45°

**K-10**

**861515-6**

46,70 x 10,00 x 165,00 x 45°

**971580-6**

**861567-6**

46,70 x 10,00 x 165,30 x 45°

## 125,000 mm

42

F 10L 413 F , F 12L 413 F , F 6L 413 F , F 8L 413 F ,

**851530-6**

53,70 x 10,00 x 165,00 x 45°

**881580-6**

16,04 x 10,00 x 95,00 | IN

**K-10**

**851574-6**

53,70 x 10,00 x 165,00 x 45°

**861515-6**

46,70 x 10,00 x 165,00 x 45°

**881581-6**

16,04 x 10,00 x 82,00 | EX

**971580-6**

**861567-6**

46,70 x 10,00 x 165,30 x 45°

## 125,000 mm

43

BF 6L 413 FRC , BF 6L 413 FR , BF 6L 413 F , BF 8L 413 F , F 10L 413 FW , F 10L 413 FZ , F 10L 513 F , F 12L 413 FW , F 12L 513 F , F 5L 413 FR , F 6L 413 FW , F 8L 413 FW ,

**851530-6**

53,70 x 10,00 x 165,00 x 45°

**881584-6**

16,05 x 10,00 x 95,00 | IN

**K-10**

**851574-6**

53,70 x 10,00 x 165,00 x 45°

**861515-6**

46,70 x 10,00 x 165,00 x 45°

**881590-6**

16,05 x 10,00 x 78,00 | EX

**971580-6**

## 125,000 mm

44

F 4L 413 FR , F 4L 413 F , F 6L 413 FR ,

**851530-6**

53,70 x 10,00 x 165,00 x 45°

**881580-6**

16,04 x 10,00 x 95,00 | IN

**K-10**

**851574-6**

53,70 x 10,00 x 165,00 x 45°

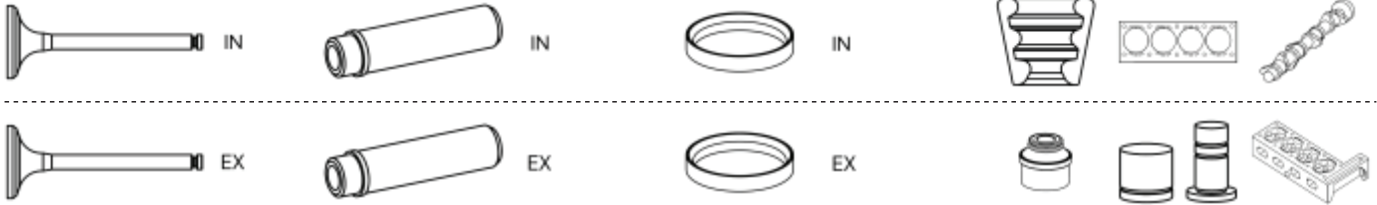
**861515-6**

46,70 x 10,00 x 165,00 x 45°

**881581-6**

16,04 x 10,00 x 82,00 | EX

**971580-6**



128,000 mm

45

F 10L 513 L , F 10L 513 T , F 10L 513 , F 12L 513 L , F 12L 513 , F 8L 513 ,

851530-6

881584-6

K-10

53,70 x 10,00 x 165,00 x 45° 16,05 x 10,00 x 95,00 | IN

851574-6

53,70 x 10,00 x 165,00 x 45°

861515-6

881590-6

971580-6

46,70 x 10,00 x 165,00 x 45° 16,05 x 10,00 x 78,00 | EX

132,000 mm

46

BF 8M 1015 ,

851582-6

46,10 x 8,00 x 133,00 x 30°

861583-6

42,10 x 8,00 x 132,95 x 45°

871592-6

44,08 x 35,50 x 7,00 x 45° | EX

132,000 mm

47

BF 8M 1015 M ,

851582-6

46,10 x 8,00 x 133,00 x 30°

881588-6

15,05 x 8,00 x 66,00 | IN | EX

871591-6

47,57 x 38,65 x 6,60 x 30° | IN

M-8

861583-6

42,10 x 8,00 x 132,95 x 45°

132,000 mm

48

TC D 12.0-V6 ,

861583-6

42,10 x 8,00 x 132,95 x 45°

M-8

132,000 mm

49

BF 6M 1015 CU , BF 6M 1015 , TCD 2015 V6 ,

851582-6

46,10 x 8,00 x 133,00 x 30°

881588-6

15,05 x 8,00 x 66,00 | IN | EX

871591-6

47,57 x 38,65 x 6,60 x 30° | IN

M-8

861583-6

42,10 x 8,00 x 132,95 x 45°

871592-6

44,08 x 35,50 x 7,00 x 45° | EX

132,000 mm

50

BF 6M 1015 CP , BF 6M 1015 C , BF 8M 1015 CP , BF 8M 1015 C , TCD 2015 V8 ,

881588-6

15,05 x 8,00 x 66,00 | IN | EX

871591-6

47,57 x 38,65 x 6,60 x 30° | IN

M-8

861583-6

42,10 x 8,00 x 132,95 x 45°

871592-6

44,08 x 35,50 x 7,00 x 45° | EX

132,000 mm

51

TCG 2015 V8 ,

881588-6

15,05 x 8,00 x 66,00 | IN | EX

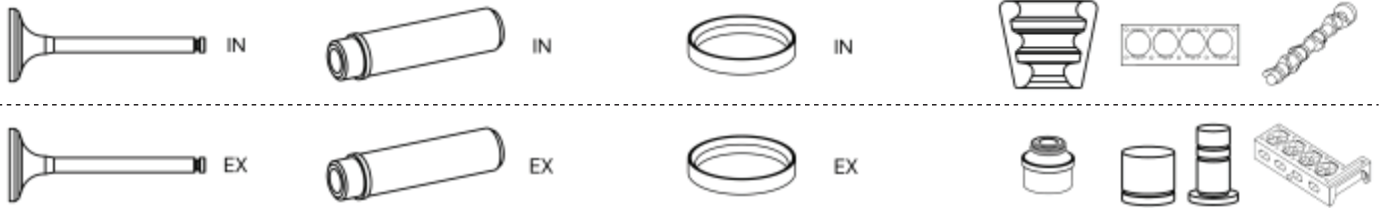


**siehe Motorenliste**  
**see engline list**  
**voir la liste des moteurs**  
**ver lista de motores**  
**см. список двигателей**  
**تالكر حطما قمىق رظنا**



# DEUTZ-FAHR

ENGINE			ccm	kW			1 POS	ENGINE			ccm	kW			1 POS
BF 4L 913 T	102,000	4	4086	60 - 78 kW	D	368	12	F 3L 812	95,000	3	2552	25 - 32 kW	D	366	2
BF 4L 913	102,000	4	4086	47 - 81 kW	D	367	11	F 3L 913	102,000	3	3064	25 - 44 kW	D	368	14
BF 4M 1012 EC	94,000	4	3192	60 - 84 kW	D	366	1	F 3L 914	102,000	3	3236	41 - 46 kW	D	368	15
BF 4M 1012 E	94,000	4	3192	50 - 68 kW	D	366	1	F 4L 812	95,000	4	3402	33 - 39 kW	D	366	2
BF 4M 2012 C	101,000	4	4038	68 - 103 kW	D	367	10	F 4L 913	102,000	4	4086	34 - 66 kW	D	369	16
BF 4M 2012 C	101,000	4	4038	68 - 103 kW	D	367	10	F 4L 914	102,000	4	4314	51 - 61 kW	D	368	15
BF 6L 413 FR	125,000	6	9572	143 - 177 kW	D	370	23	F 6 L 812	95,000	6	5104	55 - 74 kW	D	366	2
BF 6L 912	100,000	6	5655	88 - 100 kW	D	366	4	F 6L 912	100,000	6	5655	48 - 82 kW	D	367	6
BF 6L 913 T	102,000	6	6128	85 - 112 kW	D	369	17	F 6L 913	102,000	6	6128	51 - 101 kW	D	368	14
BF 6L 913	102,000	6	6128	70 - 125 kW	D	368	13	TCD 2012 L4 2V	101,000	4	4038	73 - 80 kW	D	367	7
BF 6M 1012 E	94,000	6	4788	70 - 100 kW	D	366	1	TCD 2012 L4 4V	101,000	4	4038	98 kW	D	367	8
BF 6M 1012	94,000	6	4788	73 - 98 kW	D	366	1	TCD 2012 L6 2V	101,000	6	6057	147 kW	D	367	7
BF 6M 1013 EC	108,000	6	7146	139 - 191 kW	D	369	20	TCD 2013 L6 2V	108,000	6	7146	139 - 200 kW	D	370	21
BF 6M 1013 E	108,000	6	7146	85 - 145 kW	D	369	20	TCD 2013 L6 4V	108,000	6	7146	147 - 243 kW	D	369	19
BF 6M 1013 FC	108,000	6	7146	147 - 210 kW	D	369	20	TCD 3.6 L04 Tier 4i	98,000	4	3621	63 - 88 kW	D	366	3
BF 6M 1013	108,000	6	7146	126 - 141 kW	D	369	20	TCD 4.1 L04 4V	101,000	4	4038	70 - 122 kW	D	367	9
BF 6M 2012 C	101,000	6	6057	140 - 155 kW	D	367	10	TCD 6.1 L06 4V	101,000	6	6057	110 - 190 kW	D	367	9
F 2L 812	95,000	2	1701	15 - 22 kW	D	366	2	TD 226 B-6	105,000	6	6234	81 - 136 kW	D	369	18
F 2L 912	100,000	2	1885	16 - 28 kW	D	366	5	TTCD 7.8 L6	110,000	6	7755	291 kW	D	370	22



## 94,000 mm

1

BF 4M 1012 EC , BF 4M 1012 E , BF 6M 1012 E , BF 6M 1012 ,

<b>851576-6</b>	<b>881586-6</b>	<b>871588-6</b>	<b>M-8</b>
41,70 x 8,00 x 124,70 x 30°	15,03 x 8,00 x 52,80   IN   EX	42,78 x 33,75 x 6,80 x 30°   IN	
<b>861569-6</b>		<b>871587-6</b>	
35,90 x 8,00 x 124,70 x 45°		36,98 x 30,20 x 7,50 x 45°   EX	

## 95,000 mm

2

F 2L 812 , F 3L 812 , F 4L 812 , F 6 L 812 ,

<b>851503-6</b>	<b>881571-6</b>	<b>871577-6</b>	<b>K-8</b>
43,00 x 8,00 x 133,00 x 45°	15,00 x 8,00 x 57,30   IN   EX	45,66 x 36,00 x 9,90 x 45°   IN	
<b>851504-6</b>			
43,00 x 8,00 x 133,00 x 45°			
<b>861505-6</b>		<b>871579-6</b>	
37,10 x 8,00 x 133,00 x 45°		40,16 x 31,00 x 9,75 x 45°   EX	

## 98,000 mm

3

TCD 3.6 L04 Tier 4i ,

**M-8**

## 100,000 mm

4

BF 6L 912 ,

<b>851535-6</b>	<b>881571-6</b>	<b>871577-6</b>	<b>K-8</b>
43,10 x 8,00 x 133,00 x 45°	15,00 x 8,00 x 57,30   IN   EX	45,66 x 36,00 x 9,90 x 45°   IN	
<b>861532-6</b>		<b>871579-6</b>	<b>971577-6</b>
37,10 x 8,00 x 133,00 x 45°		40,16 x 31,00 x 9,75 x 45°   EX	

## 100,000 mm

5

F 2L 912 ,

<b>851503-6</b>	<b>881571-6</b>	<b>871577-6</b>	<b>K-8</b>
43,00 x 8,00 x 133,00 x 45°	15,00 x 8,00 x 57,30   IN   EX	45,66 x 36,00 x 9,90 x 45°   IN	
<b>851504-6</b>			<b>M-8</b>
43,00 x 8,00 x 133,00 x 45°			
<b>851562-6</b>			
45,00 x 8,00 x 133,00 x 45°			
<b>851568-6</b>			
43,10 x 8,00 x 133,00 x 45°			
<b>861505-6</b>		<b>871579-6</b>	<b>971577-6</b>
37,10 x 8,00 x 133,00 x 45°		40,16 x 31,00 x 9,75 x 45°   EX	
<b>861559-6</b>			
37,10 x 8,00 x 133,00 x 45°			
<b>861563-6</b>			
37,10 x 8,00 x 133,00 x 45°			



## 100,000 mm

6

F 6L 912 ,

**851535-6**

**881571-6**

**K-8**

43,10 x 8,00 x 133,00 x 45°

15,00 x 8,00 x 57,30 | IN | EX

**861532-6**

37,10 x 8,00 x 133,00 x 45°

## 101,000 mm

7

TCD 2012 L4 2V , TCD 2012 L6 2V ,

**851537-6**

**M-8**

41,70 x 8,00 x 121,20 x 30°

## 101,000 mm

8

TCD 2012 L4 4V ,

**M-8**

**883868-6**

13,04 x 8,00 x 58,30 | EX

## 101,000 mm

9

TCD 4.1 L04 4V , TCD 6.1 L06 4V ,

**M-8**

## 101,000 mm

10

BF 4M 2012 C , BF 4M 2012 C , BF 6M 2012 C ,

**851591-6**

41,70 x 8,00 x 119,30 x 30°

**861592-6**

36,00 x 8,00 x 119,40 x 45°

## 102,000 mm

11

BF 4L 913 ,

**851504-6**

**881571-6**

**M-8**

43,00 x 8,00 x 133,00 x 45°

15,00 x 8,00 x 57,30 | IN | EX

**851562-6**

45,00 x 8,00 x 133,00 x 45°

**851570-6**

43,10 x 8,00 x 133,00 x 30°

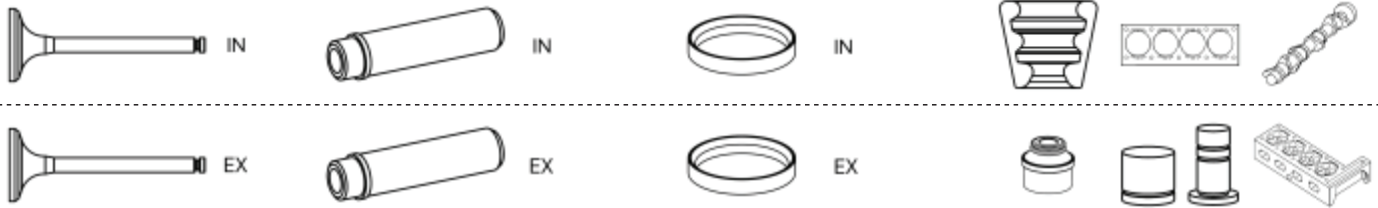
**861559-6**

37,10 x 8,00 x 133,00 x 45°

**861563-6**

37,10 x 8,00 x 133,00 x 45°

**971577-6**



<b>102,000 mm</b>	<b>12</b>
-------------------	-----------

BF 4L 913 T ,

<b>851535-6</b>	<b>881571-6</b>	<b>871577-6</b>	<b>K-8</b>
43,10 x 8,00 x 133,00 x 45°	15,00 x 8,00 x 57,30   IN   EX	45,66 x 36,00 x 9,90 x 45°   IN	
<b>861532-6</b>		<b>871579-6</b>	
37,10 x 8,00 x 133,00 x 45°		40,16 x 31,00 x 9,75 x 45°   EX	

<b>102,000 mm</b>	<b>13</b>
-------------------	-----------

BF 6L 913 ,

<b>851504-6</b>	<b>881571-6</b>	<b>871577-6</b>	<b>K-8</b>
43,00 x 8,00 x 133,00 x 45°	15,00 x 8,00 x 57,30   IN   EX	45,66 x 36,00 x 9,90 x 45°   IN	
<b>851535-6</b>			
43,10 x 8,00 x 133,00 x 45°			
<b>861532-6</b>		<b>871579-6</b>	<b>971577-6</b>
37,10 x 8,00 x 133,00 x 45°		40,16 x 31,00 x 9,75 x 45°   EX	

<b>102,000 mm</b>	<b>14</b>
-------------------	-----------

F 3L 913 , F 6L 913 ,

<b>851503-6</b>	<b>881571-6</b>	<b>871577-6</b>	<b>K-8</b>
43,00 x 8,00 x 133,00 x 45°	15,00 x 8,00 x 57,30   IN   EX	45,66 x 36,00 x 9,90 x 45°   IN	
<b>851504-6</b>			<b>M-8</b>
43,00 x 8,00 x 133,00 x 45°			
<b>851562-6</b>			
45,00 x 8,00 x 133,00 x 45°			
<b>851568-6</b>			
43,10 x 8,00 x 133,00 x 45°			
<b>861505-6</b>		<b>871579-6</b>	<b>971577-6</b>
37,10 x 8,00 x 133,00 x 45°		40,16 x 31,00 x 9,75 x 45°   EX	
<b>861559-6</b>			
37,10 x 8,00 x 133,00 x 45°			
<b>861563-6</b>			
37,10 x 8,00 x 133,00 x 45°			

<b>102,000 mm</b>	<b>15</b>
-------------------	-----------

F 3L 914 , F 4L 914 ,

<b>851562-6</b>	<b>881571-6</b>	<b>M-8</b>
45,00 x 8,00 x 133,00 x 45°	15,00 x 8,00 x 57,30   IN   EX	
<b>861559-6</b>		
37,10 x 8,00 x 133,00 x 45°		
<b>861563-6</b>		
37,10 x 8,00 x 133,00 x 45°		





## 102,000 mm

16

F 4L 913 ,

**851503-6**

43,00 x 8,00 x 133,00 x 45°

**881571-6**

15,00 x 8,00 x 57,30 | IN | EX

**K-8**

**851504-6**

43,00 x 8,00 x 133,00 x 45°

**M-8**

**851535-6**

43,10 x 8,00 x 133,00 x 45°

**851562-6**

45,00 x 8,00 x 133,00 x 45°

**851568-6**

43,10 x 8,00 x 133,00 x 45°

**861505-6**

37,10 x 8,00 x 133,00 x 45°

**861532-6**

37,10 x 8,00 x 133,00 x 45°

**861559-6**

37,10 x 8,00 x 133,00 x 45°

**861563-6**

37,10 x 8,00 x 133,00 x 45°

## 102,000 mm

17

BF 6L 913 T ,

**851535-6**

43,10 x 8,00 x 133,00 x 45°

**881571-6**

15,00 x 8,00 x 57,30 | IN | EX

**K-8**

**861532-6**

37,10 x 8,00 x 133,00 x 45°

## 105,000 mm

18

TD 226 B-6 ,

**853215-6**

47,00 x 9,00 x 117,00 x 30°

**883308-6**

15,00 x 9,00 x 58,00 | IN

**863214-6**

43,10 x 9,00 x 117,00 x 45°

**883307-6**

15,00 x 9,00 x 51,50 | EX

## 108,000 mm

19

TCD 2013 L6 4V ,

**855163-6**

38,20 x 8,00 x 145,90 x 30°

**M-8**

**865164-6**

35,80 x 8,00 x 145,80 x 45°

**883868-6**

13,04 x 8,00 x 58,30 | EX

## 108,000 mm

20

BF 6M 1013 EC , BF 6M 1013 E , BF 6M 1013 FC , BF 6M 1013 ,

**851578-6**

48,10 x 9,00 x 139,00 x 30°

**881564-6**

15,03 x 9,00 x 62,75 | IN | EX

**871589-6**

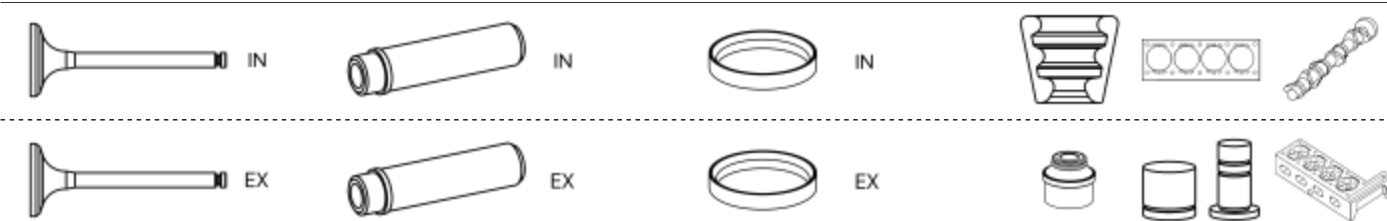
49,10 x 39,00 x 7,50 x 30° | IN

**861571-6**

42,10 x 9,00 x 138,95 x 45°

**871590-6**

43,60 x 35,00 x 7,90 x 45° | EX



<b>108,000 mm</b>	<b>21</b>
-------------------	-----------

TCD 2013 L6 2V ,

<b>851593-6</b>	<b>881564-6</b>	<b>871589-6</b>
48,00 x 9,00 x 135,50 x 30°	15,03 x 9,00 x 62,75   IN   EX	49,10 x 39,00 x 7,50 x 30°   IN
<b>861594-6</b>	<b>871590-6</b>	
42,00 x 9,00 x 135,50 x 45°	43,60 x 35,00 x 7,90 x 45°   EX	

<b>110,000 mm</b>	<b>22</b>
-------------------	-----------

TTCD 7.8 L6 ,








<b>855163-6</b>	<b>M-8</b>
38,20 x 8,00 x 145,90 x 30°	
<b>865164-6</b>	
35,80 x 8,00 x 145,80 x 45°	






<b>125,000 mm</b>	<b>23</b>
-------------------	-----------

BF 6L 413 FR ,

<b>851530-6</b>	<b>881584-6</b>	<b>K-10</b>
53,70 x 10,00 x 165,00 x 45°	16,05 x 10,00 x 95,00   IN	
<b>851574-6</b>		
53,70 x 10,00 x 165,00 x 45°		
<b>861515-6</b>	<b>881590-6</b>	<b>971580-6</b>
46,70 x 10,00 x 165,00 x 45°	16,05 x 10,00 x 78,00   EX	











							
2000 GTX Stufenheck 2.0	4G63	09.89 - 12.90	1997	B	76 kW	375	8
ATTITUDE 1.4	G4FA	09.11	1396	B	81 kW	375	3
ATTITUDE 1.6	G4ED	01.06 - 12.11	1599	B	82 kW	375	2
ATTITUDE 1.6	G4ED	08.10 - 12.11	1599	B	92 kW	375	2
ATTITUDE 1.6	G4FD	01.12	1591	B	91 kW	375	3
AVENGER 2.0 CRD	ECD	06.07 - 12.11	1968	D	103 kW	375	4
AVENGER 3.6 Flex-Fuel	ERB	09.10 - 12.14	3604	B/E	211 kW	376	13
AVENGER 3.6	ERB	01.12 - 12.14	3604	B	211 kW	376	13
CALIBER 2.0 CRD	ECD	06.06	1968	D	103 kW	375	4
CALIBER 2.0 CRD	ECD	06.06 - 11.11	1968	D	100 kW	375	4
CALIBER 2.0 CRD	ECD	06.06 - 11.11	1968	D	88 kW	375	4
CALIBER 2.0 CRD	ECE	06.06	1968	D	103 kW	375	5
CALIBER 2.2 CRD	ENE	07.10 - 11.11	2143	D	120 kW	375	6
CARAVAN 2.5 TD	ENC	01.95 - 03.01	2499	D	85 kW	376	10
CHALLENGER Coupe 3.6 AWD	ERB	09.17	3604	B	227 kW	376	13
CHALLENGER Coupe 3.6 Flexfuel AWD	ERB	01.17	3604	B/E	227 kW	376	13
CHALLENGER Coupe 3.6 Flexfuel	ERB	09.10	3604	B/E	227 kW	376	13
CHALLENGER Coupe 3.6	ERB	01.11	3604	B	227 kW	376	13
CHALLENGER Coupe 5.7	EZC	01.10	5654	B	280 kW	376	15
CHALLENGER Coupe 5.7	EZC	11.16	5654	B	279 kW	376	15
CHALLENGER Coupe 5.7	EZH	09.08 - 12.18	5654	B	277 kW	376	15
CHALLENGER Coupe 6.4 SRT8	ESG	01.11	6417	B	351 kW	377	17
CHALLENGER Coupe 6.4 SRT8	ESH	08.11	6417	B	346 kW	377	17
CHALLENGER Coupe 6.4	ESG	09.14	6417	B	362 kW	377	17
CHALLENGER Coupe 6.4	ESH	09.14	6417	B	362 kW	377	17
CHARGER 3.6 AWD	ERB	01.11	3604	B	218 kW	376	13
CHARGER 3.6 AWD	ERB	01.12 - 12.14	3604	B	215 kW	376	13
CHARGER 3.6 Flexfuel AWD	ERB	09.11	3604	B/E	218 kW	376	13
CHARGER 3.6 Flexfuel AWD	ERB	09.17	3604	B/E	227 kW	376	13
CHARGER 3.6 Flexfuel AWD	ERB	09.18	3604	B/E	224 kW	376	13
CHARGER 3.6 Flexfuel	ERB	09.11	3604	B/E	218 kW	376	13
CHARGER 3.6 Flexfuel	ERB	09.17	3604	B/E	227 kW	376	13
CHARGER 3.6 Flexfuel	ERB	09.18	3604	B/E	224 kW	376	13
CHARGER 3.6	ERB	09.11	3604	B	218 kW	376	13
CHARGER 3.6	ERB	06.12	3604	B	215 kW	376	13
CHARGER 3.6	ERB	01.18	3604	B	224 kW	376	13
CHARGER 5.7 Flexfuel AWD	EZH	09.10 - 12.14	5654	B/E	276 kW	376	15
CHARGER 5.7 Flexfuel	EZH	09.10 - 12.14	5654	B/E	276 kW	376	15
CHARGER 5.7 R/T AWD	EZD	09.08 - 12.10	5654	B	276 kW	376	15
CHARGER 5.7 R/T AWD	EZH	09.08 - 12.10	5654	B	276 kW	376	15
CHARGER 5.7 R/T AWD	EZH	09.10	5654	B	276 kW	376	15
CHARGER 5.7 R/T	EZA	06.05 - 12.08	5654	B	254 kW	376	14
CHARGER 5.7 R/T	EZD	09.08 - 12.10	5654	B	261 kW	376	15
CHARGER 5.7 R/T	EZH	09.08 - 12.10	5654	B	276 kW	376	15
CHARGER 5.7 R/T	EZH	09.10	5654	B	276 kW	376	15
CHARGER 5.7	EZA	06.05 - 12.09	5654	B	257 kW	376	14
CHARGER 5.7	EZA	06.05 - 12.10	5654	B	250 kW	376	14
CHARGER 5.7	EZH	06.12	5654	B	272 kW	376	15
CHARGER 6.4 SRT8	ESG	09.11	6417	B	351 kW	377	17
CHARGER 6.4 SRT8	ESG	09.14	6417	B	362 kW	377	17
DAKOTA 2.5 D	HR425	10.98 - 02.05	2499	D	85 kW	376	10
DURANGO (HB) 5.7 4WD	EZA	09.03 - 12.09	5654	B	250 kW	376	14
DURANGO (HB) 5.7 4WD	EZD	09.03 - 12.09	5654	B	250 kW	376	15
DURANGO (HB) 5.7 AWD	EZA	11.03 - 12.10	5654	B	257 kW	376	14
DURANGO (HB) 5.7 Hybrid 4WD	EZE	09.08 - 12.09	5654	B/E	287 kW	376	15
DURANGO (HB) 5.7	EZA	09.03 - 12.09	5654	B	250 kW	376	14
DURANGO (HB) 5.7	EZD	09.03 - 12.09	5654	B	250 kW	376	15
DURANGO (WD) 3.6 AWD	ERB	01.11	3604	B	216 kW	376	13
DURANGO (WD) 3.6 AWD	ERB	01.11	3604	B	210 kW	376	13
DURANGO (WD) 3.6 FLEX AWD	ERB	12.10	3604	B/E	216 kW	376	13
DURANGO (WD) 3.6 FLEX AWD	ERB	09.13	3604	B/E	220 kW	376	13
DURANGO (WD) 3.6 FLEX	ERB	12.10	3604	B/E	216 kW	376	13

			<b>ccm</b>		<b>kw</b>		<b>1 POS</b>
DURANGO (WD) 3.6 FLEX	ERB	09.13	3604	B/E	220 kW	376	13
DURANGO (WD) 3.6	ERB	01.11	3604	B	216 kW	376	13
DURANGO (WD) 5.7 AWD	EZH	01.11	5654	B	268 kW	376	15
DURANGO (WD) 5.7	EZH	01.11	5654	B	268 kW	376	15
DURANGO (WD) 6.4 SRT8 AWD	ESG	09.17	6417	B	354 kW	377	17
GRAND CARAVAN Mini Cargo Van 3.6 Flex	ERB	01.11 - 12.11	3604	B/E	211 kW	376	13
GRAND CARAVAN Mini Cargo Van 3.6	ERB	01.11 - 12.11	3604	B	211 kW	376	13
GRAND CARAVAN 3.6 Flexfuel	ERB	09.11	3604	B/E	211 kW	376	13
GRAND CARAVAN 3.6	ERB	09.10	3604	B	211 kW	376	13
H100 Bus 2.5 D	4D56-T	09.10	2477	D	74 kW	376	9
H100 Kasten 2.5 D	4D56-T	09.09	2477	D	74 kW	376	9
H100 Pritsche/Fahrgestell 2.5 D	4D56-T	01.07 - 12.11	2477	D	70 kW	376	9
JOURNEY VAN (JC) 2.0 CRD	ECE	06.08 - 12.11	1968	D	103 kW	375	5
JOURNEY VAN (JC) 3.6 FlexFuel Allrad	ERB	01.11	3604	B/E	211 kW	376	13
JOURNEY 2.0 CRD	BWD	06.08	1968	D	103 kW	375	5
JOURNEY 2.0 CRD	ECE	06.08	1968	D	103 kW	375	5
JOURNEY 2.0 CRD	ECE	06.08 - 12.11	1968	D	100 kW	375	5
JOURNEY 3.6 AWD	ERB	01.12	3604	B	206 kW	376	13
JOURNEY 3.6 AWD	ERB	09.10	3604	B	213 kW	376	13
JOURNEY 3.6 Flexfuel AWD	ERB	09.10	3604	B/E	211 kW	376	13
JOURNEY 3.6 Flexfuel	ERB	09.10	3604	B/E	211 kW	376	13
JOURNEY 3.6	ERB	01.11 - 12.15	3604	B	206 kW	376	13
JOURNEY 3.6	ERB	01.12	3604	B	211 kW	376	13
JOURNEY 3.6	ERB	06.12	3604	B	208 kW	376	13
NITRO VAN (KA) 2.8 CRD 4WD	ENS	10.06 - 12.10	2777	D	130 kW	376	12
NITRO VAN (KA) 2.8 CRD	ENS	06.07 - 12.11	2777	D	130 kW	376	12
NITRO 2.8 CRD 4WD	ENS	06.07 - 12.12	2777	D	130 kW	376	12
NITRO 2.8 CRD	ENS	06.07 - 12.12	2777	D	130 kW	376	12
RAM 1500 Crew Cab Pickup 5.7 4WD	EZD	09.08 - 12.10	5654	B	291 kW	376	15
RAM 1500 Crew Cab Pickup 5.7 4WD	EZE	09.08 - 12.10	5654	B	291 kW	376	15
RAM 1500 Crew Cab Pickup 5.7 4WD	EZH	09.08 - 12.10	5654	B	291 kW	376	15
RAM 1500 Crew Cab Pickup 5.7	EZE	09.08 - 12.10	5654	B	291 kW	376	15
RAM 1500 Crew Cab Pickup 5.7	EZH	09.08 - 12.10	5654	B	291 kW	376	15
RAM 1500 Extended Cab Pickup 5.7 4WD	EZE	09.08 - 12.10	5654	B	291 kW	376	15
RAM 1500 Extended Cab Pickup 5.7 4WD	EZH	09.08 - 12.10	5654	B	291 kW	376	15
RAM 1500 Extended Cab Pickup 5.7	EZE	09.08 - 12.10	5654	B	291 kW	376	15
RAM 1500 Extended Cab Pickup 5.7	EZH	09.08 - 12.10	5654	B	291 kW	376	15
RAM 1500 Pick-up (D1, DC, DH, DM, DR) 5.7	EZA	06.01 - 09.08	5654	B	257 kW	376	14
RAM 1500 Pick-up (DJ, DS) 5.7 4x4	EZH	10.08	5654	B	257 kW	376	15
RAM 1500 Standard Cab Pickup 5.7 4WD	EZE	09.08 - 12.10	5654	B	291 kW	376	15
RAM 1500 Standard Cab Pickup 5.7 4WD	EZH	09.08 - 12.10	5654	B	291 kW	376	15
RAM 1500 Standard Cab Pickup 5.7	EZD	09.08 - 12.10	5654	B	291 kW	376	15
RAM 1500 Standard Cab Pickup 5.7	EZE	09.08 - 12.10	5654	B	291 kW	376	15
RAM 1500 Standard Cab Pickup 5.7	EZH	09.08 - 12.10	5654	B	291 kW	376	15
RAM 2500 Cab-Chassis 5.7 4WD	EZA	09.02 - 12.05	5654	B	257 kW	376	14
RAM 2500 Cab-Chassis 5.7 4WD	EZA	09.02 - 12.08	5654	B	246 kW	376	14
RAM 2500 Cab-Chassis 5.7	EZA	09.02 - 12.05	5654	B	257 kW	376	14
RAM 2500 Cab-Chassis 5.7	EZA	09.02 - 12.08	5654	B	246 kW	376	14
RAM 2500 Crew Cab Pickup (DJ) 5.7 4WD	EZC	09.09 - 12.10	5654	B	286 kW	376	15
RAM 2500 Crew Cab Pickup (DJ) 5.7	EZC	09.09 - 12.10	5654	B	286 kW	376	15
RAM 2500 Crew Cab Pickup 5.7 4WD	EZA	09.02 - 12.08	5654	B	257 kW	376	14
RAM 2500 Crew Cab Pickup 5.7	EZA	09.02 - 12.08	5654	B	257 kW	376	14
RAM 2500 Extended Crew Cab Pickup 5.7 4WD	EZA	09.05 - 12.08	5654	B	257 kW	376	14
RAM 2500 Extended Crew Cab Pickup 5.7 4WD	EZC	09.09 - 12.10	5654	B	286 kW	376	15
RAM 2500 Extended Crew Cab Pickup 5.7	EZA	09.05 - 12.08	5654	B	257 kW	376	14
RAM 2500 Extended Crew Cab Pickup 5.7	EZC	09.09 - 12.10	5654	B	286 kW	376	15
RAM 2500 Pick-up (D1, DC, DH, DM, DR) 5.7 4x4	EZA	01.02 - 12.09	5654	B	257 kW	376	14
RAM 2500 Pick-up (D1, DC, DH, DM, DR) 5.7	EZA	01.02 - 12.09	5654	B	257 kW	376	14
RAM 2500 Pick-up (DJ, DS) 5.7 4x4	EZH	01.09	5654	B	287 kW	376	15
RAM 2500 Pick-up (DJ, DS) 5.7	EZH	01.11	5654	B	291 kW	376	15
RAM 2500 Pick-up (DJ, DS) 5.7	EZH	01.09	5654	B	287 kW	376	15
RAM 2500 Standard Cab Pickup (DJ) 5.7 4WD	EZC	09.09 - 12.10	5654	B	286 kW	376	15



RAM 2500 Standard Cab Pickup (DJ) 5.7	EZC	09.09 - 12.10	5654	B	286 kW	376	15
RAM 2500 Standard Cab Pickup 5.7 4WD	EZA	09.02 - 12.08	5654	B	257 kW	376	14
RAM 2500 Standard Cab Pickup 5.7	EZA	09.02 - 12.08	5654	B	257 kW	376	14
RAM 3500 Cab-Chassis (DD) 5.7 4WD	EZC	09.08 - 12.09	5654	B	286 kW	376	15
RAM 3500 Cab-Chassis (DD) 5.7	EZC	09.08 - 12.09	5654	B	286 kW	376	15
RAM 3500 Crew Cab Pickup (D2) 5.7 4WD	EZC	09.08 - 12.09	5654	B	286 kW	376	15
RAM 3500 Crew Cab Pickup (D2) 5.7	EZC	09.08 - 12.09	5654	B	286 kW	376	15
RAM 3500 Crew Cab Pickup 5.7 4WD	EZA	09.02 - 12.08	5654	B	246 kW	376	14
RAM 3500 Crew Cab Pickup 5.7	EZA	09.02 - 12.08	5654	B	246 kW	376	14
RAM 3500 Extended Crew Cab Pickup 5.7 4WD	EZA	09.05 - 12.08	5654	B	246 kW	376	14
RAM 3500 Extended Crew Cab Pickup 5.7 4WD	EZC	09.08 - 12.09	5654	B	286 kW	376	15
RAM 3500 Extended Crew Cab Pickup 5.7	EZA	09.05 - 12.08	5654	B	246 kW	376	14
RAM 3500 Extended Crew Cab Pickup 5.7	EZC	09.08 - 12.09	5654	B	286 kW	376	15
RAM 3500 Pick-up (DR, DH, D1, DC, DM) 5.7 4x4	EZA	04.04 - 09.08	5654	B	246 kW	376	14
RAM 3500 Pick-up (DR, DH, D1, DC, DM) 5.7 4x4	EZA	01.02 - 12.08	5654	B	257 kW	376	14
RAM 3500 Pick-up (DR, DH, D1, DC, DM) 5.7	EZA	04.04 - 09.08	5654	B	246 kW	376	14
RAM 3500 Pick-up (DR, DH, D1, DC, DM) 5.7	EZA	01.02 - 12.08	5654	B	257 kW	376	14
RAM 3500 Standard Cab Pickup (D2) 5.7 4WD	EZC	09.08 - 12.09	5654	B	291 kW	376	15
RAM 3500 Standard Cab Pickup (D2) 5.7	EZC	09.08 - 12.09	5654	B	291 kW	376	15
RAM 3500 Standard Cab Pickup 5.7 4WD	EZA	09.02 - 12.08	5654	B	246 kW	376	14
RAM 3500 Standard Cab Pickup 5.7	EZA	09.02 - 12.08	5654	B	246 kW	376	14
RAM 4000 Pritsche/Fahrgestell (DH, DR, D1, DC, DM) 5.7 4x4	EZC	01.07	5654	B	282 kW	376	15
RAM 4000 Pritsche/Fahrgestell (DR, D1, DC, DM, DH) 5.7	EZC	01.07	5654	B	282 kW	376	15
RAM 4000 Standard Cab Pickup 5.7	EZA	09.04 - 12.05	5654	B	257 kW	376	14
RAM 4000 Standard Cab Pickup 5.7	EZA	09.01 - 12.02	5654	B	257 kW	376	14
RAM Van 2.5 TD	ENC	06.95 - 10.02	2499	D	85 kW	376	10
SPRINTER 2500 Cab-Chassis 3.0 D	EXM	09.06 - 12.07	2987	D	115 kW	375	7
SPRINTER 2500 Cab-Chassis 3.0 D	EXM	09.06 - 12.09	2987	D	115 kW	375	7
SPRINTER 2500 Cab-Chassis 3.5	EG2	09.06 - 12.07	3498	B	189 kW	376	11
SPRINTER 2500 Cab-Chassis 3.5	EG2	09.06 - 12.08	3498	B	189 kW	376	11
SPRINTER 2500 Standard Cargo Van 3.0 D	EXM	09.06 - 12.09	2987	D	115 kW	375	7
SPRINTER 2500 Standard Cargo Van 3.5	EG2	09.06 - 12.08	3498	B	190 kW	376	11
SPRINTER 2500 Standard Passenger Van 3.0 D	EXM	09.06 - 12.09	2987	D	115 kW	375	7
SPRINTER 2500 Standard Passenger Van 3.5	EG2	09.06 - 12.08	3498	B	190 kW	376	11
SPRINTER 3500 Standard Cargo Van 3.0 D	EXM	09.06 - 12.09	2987	D	115 kW	375	7
SPRINTER 3500 Standard Cargo Van 3.5	EG2	09.06 - 12.08	3498	B	189 kW	376	11
SPRINTER 3500 Standard Passenger Van 3.0 D	EXM	09.06 - 12.07	2987	D	115 kW	375	7
SPRINTER 3500 Standard Passenger Van 3.5	EG2	09.06 - 12.07	3498	B	189 kW	376	11
VERNA Schrägheck 1.5	G4EK	10.02 - 08.06	1495	B	65 kW	375	1
VERNA Stufenheck 1.5	G4EK	10.02 - 08.06	1495	B	65 kW	375	1
VERNA Stufenheck 1.6	G4ED	09.03 - 08.06	1599	B	78 kW	375	2

ENGINE			ccm	kW			1 POS	ENGINE			ccm	kW			1 POS
4D56-T	91,100	4	2477	70 - 74 kW	D	376	9	ESH	103,900	8	6417	346 - 362 kW	B	377	17
4G63	85,000	4	1997	76 - 76 kW	B	375	8	EXM	83,000	6	2987	115 kW	D	375	7
BWD	81,000	4	1968	103 kW	D	375	5	EZA	99,500	8	5654	246 - 264 kW	B	376	14
D 227-6	100,000	6	5654	63 - 91 kW	D	376	16	EZC	99,500	8	5654	279 - 291 kW	B	376	15
ECD	81,000	4	1968	88 - 103 kW	D	375	4	EZD	99,500	8	5654	250 - 291 kW	B	376	15
ECE	81,000	4	1968	100 - 103 kW	D	375	5	EZE	99,500	8	5654	287 - 291 kW	B	376	15
EG2	92,900	6	3498	190 kW	B	376	11	EZH	99,500	8	5654	257 - 291 kW	B	376	15
ENC	92,000	4	2499	85 kW	D	376	10	G4ED	76,500	4	1599	78 - 92 kW	B	375	2
ENE	83,000	4	2143	120 kW	D	375	6	G4EK	75,500	4	1495	65 - 65 kW	B	375	1
ENS	94,000	4	2777	110 - 130 kW	D	376	12	G4FA	77,000	4	1396	81 - 81 kW	B	375	3
ERB	96,000	6	3604	206 - 227 kW	B	376	13	G4FD	77,000	4	1591	91 - 91 kW	B	375	3
ESG	103,900	8	6417	351 - 362 kW	B	377	17	HR425	92,000	4	2499	85 kW	D	376	10



**75,500 mm**

**1**

G4EK ,

**862402-4**

32,00 x 6,00 x 98,40 x 45°

**76,500 mm**

**2**

G4ED ,

**858703-4**

29,20 x 6,00 x 91,80 x 45°

**77,000 mm**

**3**

G4FA , G4FD ,

**862418-4**

25,90 x 5,50 x 92,70 x 45°

**81,000 mm**

**4**

ECD ,

**915097-8**

Ø 6,00

**485022-1**

**81,000 mm**

**5**

BWD , ECE ,

**915097-8**

Ø 6,00

**83,000 mm**

**6**

ENE ,

**901034-1**

**915097-8**

Ø 6,00

**83,000 mm**

**7**

EXM ,

**915097-8**

Ø 6,00

**85,000 mm**

**8**

4G63 ,

**852403-4**

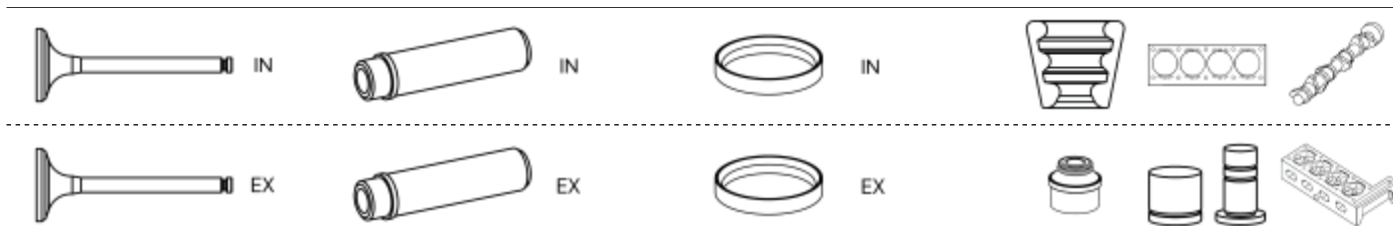
34,00 x 6,50 x 109,60 x 45°

**858707-4**

34,00 x 6,50 x 109,70 x 45°

**868708-4**

30,50 x 6,50 x 109,70 x 45°



<b>91,100 mm</b>	<b>9</b>
------------------	----------

4D56-T,  
**852407-4**  
 40,00 x 8,00 x 130,00 x 45°  
**862408-4**  
 34,10 x 8,00 x 129,85 x 45°

<b>92,000 mm</b>	<b>10</b>
------------------	-----------

ENC , HR425 ,  
**911005-8**  
 Ø 8,00

<b>92,900 mm</b>	<b>11</b>
------------------	-----------

EG2 ,  
**915097-8**  
 Ø 6,00

<b>94,000 mm</b>	<b>12</b>
------------------	-----------

ENS ,  
**915097-8**  
 Ø 6,00

<b>96,000 mm</b>	<b>13</b>
------------------	-----------

ERB ,  
**915097-8**  
 Ø 6,00

<b>99,500 mm</b>	<b>14</b>
------------------	-----------

EZA ,  
**860215-4**  
 33,20 x 8,00 x 98,50 x 45°

<b>99,500 mm</b>	<b>15</b>
------------------	-----------

EZC , EZD , EZE , EZH ,  
**911003-8**  
 Ø 8,00

<b>100,000 mm</b>	<b>16</b>
-------------------	-----------

D 227-6 ,  
**853205-6**      **883301-6**  
 41,00 x 9,00 x 117,00 x 45°      15,06 x 9,00 x 58,00 | IN | EX  
**863206-6**  
 38,00 x 9,00 x 116,87 x 45°





**103,900 mm**






**17**

ESG, ESH,

**911003-8**


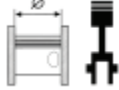



Ø 8,00

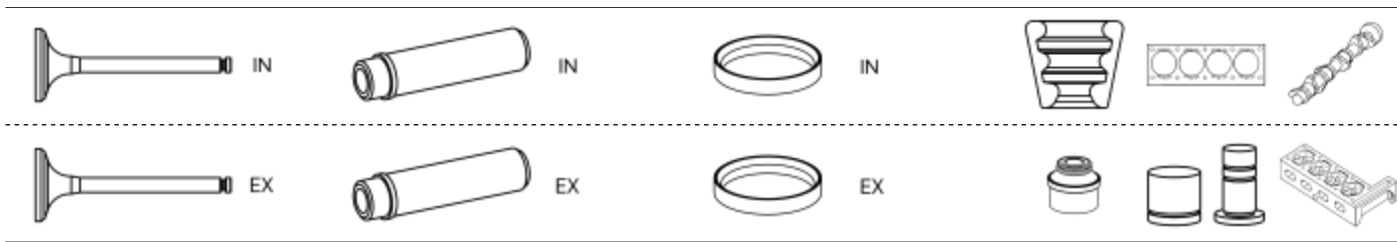


	 ENGINE	 00000	ccm		kW		1 POS
SHUAI KE 1.6	TU5JP4	10.09 - 12.13	1587	B	78 kW	380	1
SHUAI KE 1.6	TU5JP4	10.09 - 12.13	1587	B	78 kW	380	1
SHUAI KE 1.6	TU5JP4	01.10	1587	B	77 kW	380	1
SHUAI KE 1.6	TU5JP4	11.09 - 12.15	1587	B	78 kW	380	1



# DONGFENG

			<b>ccm</b>	<b>kW</b>			<b>1</b> <b>POS</b>
TU5JP4	78,500	4	1587	77 - 78 kW	B	380	1



**78,500 mm** **1**

TU5JP4 ,

**853701-4** **L-6**











31,40 x 6,00 x 103,85 x 45°

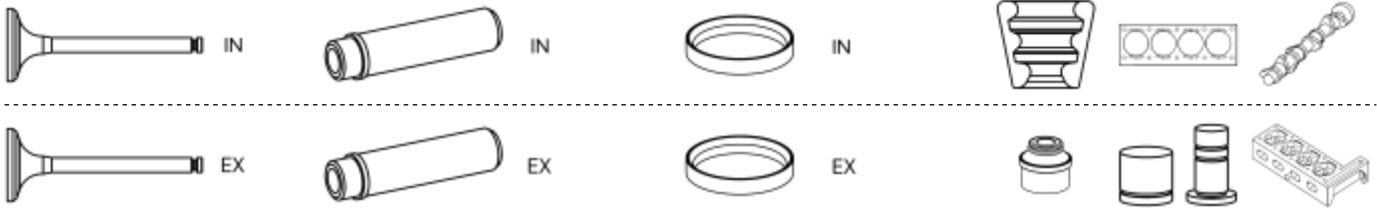
**863702-4** **915097-8**

24,60 x 6,00 x 104,50 x 45° Ø 6,00



DS 3 (SA_) 1.2 THP 110 / PureTech 110 (SAHNPS)	HNP (EB2ADT)	04.15 - 07.19	1199	B	81 kW	383	4
DS 3 (SA_) 1.2 THP 110 / PureTech 110 (SAHNPS)	HNZ (EB2ZDT)	04.15 - 07.19	1199	B	81 kW	383	4
DS 3 (SA_) 1.2 THP 130	HNY (EB2DTS)	09.15 - 07.19	1199	B	96 kW	383	4
DS 3 (SA_) 1.2 VTI 82	HMZ (EB2)	04.15 - 07.19	1199	B	60 kW	383	3
DS 3 (SA_) 1.2 VTI 82	HMZ (EB2F)	04.15 - 07.19	1199	B	60 kW	383	3
DS 3 (SA_) 1.4 HDi 70	8HP (DV4C)	07.15 - 12.16	1398	D	50 kW	383	1
DS 3 (SA_) 1.4 HDi 70	8HR (DV4C)	07.15 - 12.16	1398	D	50 kW	383	1
DS 3 (SA_) 1.6 BlueHDi 100	BHY (DV6FD)	04.15 - 07.19	1560	D	73 kW	383	2
DS 3 (SA_) 1.6 BlueHDi 116	BHX (DV6FC)	07.15 - 07.19	1560	D	85 kW	383	2
DS 3 (SA_) 1.6 BlueHDi 120	BHZ (DV6FC)	07.15 - 07.19	1560	D	88 kW	383	2
DS 3 (SA_) 1.6 BlueHDi 75	BHW (DV6FE)	07.15 - 07.19	1560	D	55 kW	383	2
DS 3 (SA_) 1.6 THP 156	5FV (EP6CDT)	07.16 - 07.19	1598	B	115 kW	383	7
DS 3 (SA_) 1.6 THP 165	5GZ (EP6FDT)	07.15 - 07.19	1598	B	121 kW	383	7
DS 3 (SA_) 1.6 THP 208	5GR (EP6FDTX)	09.15 - 07.19	1598	B	153 kW	384	8
DS 3 (SA_) 1.6 THP	5GZ (EP6FDT)	07.15 - 07.19	1598	B	120 kW	383	7
DS 3 (SA_) 1.6 Vti	5FS (EP6C)	07.15 - 07.19	1598	B	88 kW	383	6
DS 3 (SA_) 1.6 e-HDi 92	9HP (DV6TED)	04.15 - 07.19	1560	D	68 kW	383	2
DS 3 CROSSBACK (UR_ UC_ UJ_) 1.2 PureTech 100	HNK (EB2ADTD)	10.18	1199	B	74 kW	383	4
DS 3 CROSSBACK (UR_ UC_ UJ_) 1.2 PureTech 130	HNS (EB2ADTS)	10.18	1199	B	96 kW	383	4
DS 3 CROSSBACK (UR_ UC_ UJ_) 1.2 PureTech 155	HNN (EB2ADTX)	10.18	1199	B	115 kW	383	4
DS 3 CROSSBACK (UR_ UC_ UJ_) 1.5 BlueHDi 100	YHY (DV5RD)	10.18	1499	D	75 kW	383	5
DS 3 CROSSBACK (UR_ UC_ UJ_) 1.5 BlueHDi 130	YHZ (DV5RC)	10.18	1499	D	96 kW	383	5
DS 3 Cabriolet (SB_) 1.2 THP 110	HNP (EB2ADT)	07.15 - 07.19	1199	B	81 kW	383	4
DS 3 Cabriolet (SB_) 1.2 THP 110	HNZ (EB2ZDT)	07.15 - 07.19	1199	B	81 kW	383	4
DS 3 Cabriolet (SB_) 1.2 THP 130	HNY (EB2DTS)	09.15 - 07.19	1199	B	96 kW	383	4
DS 3 Cabriolet (SB_) 1.2 VTI 82	HMZ (EB2F)	07.15 - 07.19	1199	B	60 kW	383	3
DS 3 Cabriolet (SB_) 1.6 BlueHDi 100	BHY (DV6FD)	07.15 - 07.19	1560	D	73 kW	383	2
DS 3 Cabriolet (SB_) 1.6 BlueHDi 116	BHX (DV6FC)	07.15 - 07.19	1560	D	85 kW	383	2
DS 3 Cabriolet (SB_) 1.6 BlueHDi 120	BHZ (DV6FC)	07.15 - 07.19	1560	D	88 kW	383	2
DS 3 Cabriolet (SB_) 1.6 THP 165	5GZ (EP6FDT)	07.15 - 07.19	1598	B	121 kW	383	7
DS 3 Cabriolet (SB_) 1.6 THP 208	5GR (EP6FDTX)	09.15 - 07.19	1598	B	153 kW	384	8
DS 3 Cabriolet (SB_) 1.6 THP	5GZ (EP6FDT)	07.15 - 07.19	1598	B	120 kW	383	7
DS 4 / DS 4 CROSSBACK (NX_) 1.2 THP 130 (NXHNYM)	HNY (EB2DTS)	07.15 - 12.18	1199	B	96 kW	383	4
DS 4 / DS 4 CROSSBACK (NX_) 1.6 BlueHDi 100	BHY (DV6FD)	04.16 - 12.18	1560	D	73 kW	383	2
DS 4 / DS 4 CROSSBACK (NX_) 1.6 BlueHDi 115	BHX (DV6FC)	07.15 - 12.18	1560	D	85 kW	383	2
DS 4 / DS 4 CROSSBACK (NX_) 1.6 BlueHDi 120	BHZ (DV6FC)	07.15 - 12.18	1560	D	88 kW	383	2
DS 4 / DS 4 CROSSBACK (NX_) 1.6 THP 160	5FM (EP6CDTM)	07.15 - 12.18	1598	B	120 kW	384	8
DS 4 / DS 4 CROSSBACK (NX_) 1.6 THP 165	5GZ (EP6FDT)	07.15 - 12.18	1598	B	121 kW	383	7
DS 4 / DS 4 CROSSBACK (NX_) 1.6 THP 208	5GR (EP6FDTX)	03.17 - 12.18	1598	B	153 kW	384	8
DS 4 / DS 4 CROSSBACK (NX_) 1.6 VTI	5FS (EP6C)	07.15 - 12.18	1598	B	88 kW	383	6
DS 4 / DS 4 CROSSBACK (NX_) 1.6 e-HDi 115	9HD (DV6C)	07.15 - 12.18	1560	D	84 kW	383	2
DS 4 / DS 4 CROSSBACK (NX_) 2.0 BlueHDi 150	AHR (DW10FD)	07.15 - 12.18	1997	D	110 kW	384	11
DS 4 / DS 4 CROSSBACK (NX_) 2.0 BlueHDi 180	AHW (DW10FC)	07.15 - 12.18	1997	D	133 kW	384	11
DS 4 II (F_ FB_ F3_) BlueHDi 130 (FBYHZT)	YHZ (DV5RC)	10.21	1499	D	96 kW	383	5
DS 4 II (F_ FB_ F3_) PureTech 130	HNS (EB2ADTS)	10.21	1199	B	96 kW	383	4
DS 4 II (F_ FB_ F3_) PureTech 180 (F35GFT)	5GF (EP6FADTXD)	10.21	1598	B	133 kW	384	8
DS 5 (KF_) 1.6 BlueHDi 120	BHZ (DV6FC)	06.15 - 12.18	1560	D	88 kW	383	2
DS 5 (KF_) 1.6 THP 160	5FM (EP6CDTM)	07.15 - 12.18	1598	B	120 kW	384	8
DS 5 (KF_) 1.6 THP 165 (KF5GZT)	5GZ (EP6FDT)	07.15 - 12.18	1598	B	121 kW	383	7
DS 5 (KF_) 2.0 BlueHDi 150	AHR (DW10FD)	04.15 - 12.18	1997	D	110 kW	384	11
DS 5 (KF_) 2.0 BlueHDi 180	AHW (DW10FC)	04.15 - 12.18	1997	D	133 kW	384	11
DS 5 (KF_) 2.0 HDi 165	RHH (DW10CTED4)	06.17 - 12.18	1997	D	120 kW	384	10
DS 5 (KF_) 2.0 Hybrid4	RHC (DW10CTED4)	04.15 - 12.18	1997	D	147 kW	384	12
DS 7 (J4_ JC_) BlueHDi 130 (JCYHZU)	YHZ (DV5RC)	09.22	1499	D	96 kW	383	5
DS 7 Crossback (J4_ JR_ JC_) 1.5 BlueHDi 130 (JCYHZJ, JCYHZR)	YHZ (DV5RC)	09.17	1499	D	96 kW	383	5
DS 7 Crossback (J4_ JR_ JC_) 1.6 PureTech 180 (J45GFR)	5GF (EP6FADTXD)	04.18	1598	B	133 kW	384	8
DS 7 Crossback (J4_ JR_ JC_) 1.6 PureTech 225 (J45GCR, J45GGR)	5GC (EP6FADTX)	09.17 - 12.22	1598	B	165 kW	384	8
DS 7 Crossback (J4_ JR_ JC_) PureTech 130 (JRHNSU)	HNS (EB2ADTS)	10.18 - 09.22	1199	B	96 kW	383	4

			ccm	kW			1 POS				ccm	kW			1 POS
5FM (EP6CDTM)	77,000	4	1598	120 kW	B	384	8	BHY (DV6FD)	75,000	4	1560	73 kW	D	383	2
5FS (EP6C)	77,000	4	1598	88 kW	B	383	6	BHZ (DV6FC)	75,000	4	1560	85 - 88 kW	D	383	2
5FV (EP6CDT)	77,000	4	1598	115 kW	B	383	7	EP6CDTX	77,000	4	1598	115 kW	B	384	9
5GC (EP6FADTX)	77,000	4	1598	165 kW	B	384	8	HMZ (EB2)	75,000	3	1199	60 kW	B	383	3
5GF (EP6FADTXD)	77,000	4	1598	133 kW	B	384	8	HMZ (EB2F)	75,000	3	1199	60 kW	B	383	3
5GR (EP6FDTX)	77,000	4	1598	153 kW	B	384	8	HNK (EB2ADTD)	75,000	3	1199	74 kW	B	383	4
5GZ (EP6FDT)	77,000	4	1598	120 - 121 kW	B	383	7	HNN (EB2ADTX)	75,000	3	1199	115 kW	B	383	4
8HP (DV4C)	73,700	4	1398	50 kW	D	383	1	HNP (EB2ADT)	75,000	3	1199	81 kW	B	383	4
8HR (DV4C)	73,700	4	1398	50 kW	D	383	1	HNS (EB2ADTS)	75,000	3	1199	96 kW	B	383	4
9HD (DV6C)	75,000	4	1560	82 - 84 kW	D	383	2	HNY (EB2DTS)	75,000	3	1199	96 kW	B	383	4
9HP (DV6DTEd)	75,000	4	1560	68 - 69 kW	D	383	2	HNZ (EB2DT)	75,000	3	1199	81 kW	B	383	4
AHR (DW10FD)	85,000	4	1997	110 kW	D	384	11	RHC (DW10CTED4)	85,000	4	1997	120 kW	D	384	12
AHW (DW10FC)	85,000	4	1997	133 kW	D	384	11	RHH (DW10CTED4)	85,000	4	1997	120 kW	D	384	10
BHW (DV6FE)	75,000	4	1560	55 kW	D	383	2	YHY (DV5RD)	75,000	4	1499	75 kW	D	383	5
BHX (DV6FC)	75,000	4	1560	85 kW	D	383	2	YHZ (DV5RC)	75,000	4	1499	96 kW	D	383	5



73,700 mm

1

8HP (DV4C) , 8HR (DV4C) ,

851135-4

883713-4

32,80 x 5,50 x 97,30 x 45°

9,55 x 5,50 x 34,00 | IN | EX

861136-4

30,10 x 5,50 x 97,30 x 45°

75,000 mm

2

9HD (DV6C) , 9HP (DV6D TED) , BHW (DV6FE) , BHX (DV6FC) , BHY (DV6FD) , BHZ (DV6FC) ,

853777-4

883713-4

30,00 x 5,50 x 95,60 x 45°

9,55 x 5,50 x 34,00 | IN | EX

863778-4

27,60 x 5,50 x 95,60 x 45°

973801-8

Hydro

75,000 mm

3

HMZ (EB2) , HMZ (EB2F) ,

853775-6

29,10 x 5,00 x 92,60 x 45°

863776-6

26,00 x 5,00 x 91,90 x 45°

75,000 mm

4

HNK (EB2ADTD) , HNN (EB2ADTX) , HNP (EB2ADT) , HNS (EB2ADTS) , HNY (EB2DTS) , HNZ (EB2DT) ,

853785-6

26,40 x 5,00 x 93,50 x 45°

863786-6

23,80 x 5,00 x 92,90 x 45°

75,000 mm

5

YHY (DV5RD) , YHZ (DV5RC) ,

853783-4

25,30 x 5,50 x 95,47 x 45°

863784-4

22,00 x 5,50 x 94,80 x 45°

77,000 mm

6

5FS (EP6C) ,

851109-4

30,00 x 5,00 x 97,10 x 45°

851113-4

28,80 x 5,00 x 105,70 x 45°

861138-4

26,20 x 5,00 x 110,10 x 45°

M-5

970703-8

Hydro

77,000 mm

7

5FV (EP6CDT) , 5GZ (EP6FDT) ,

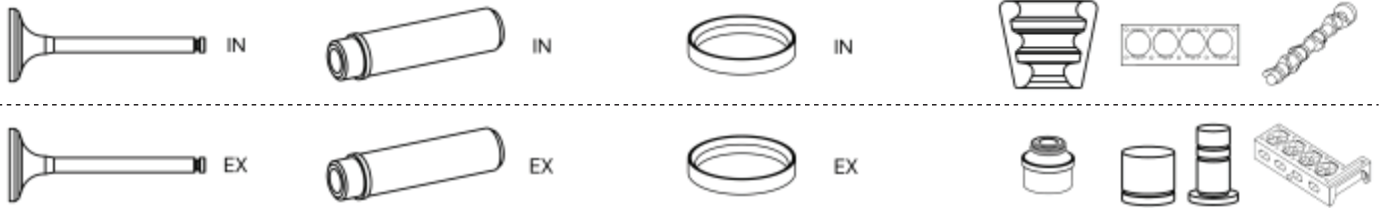
851113-4

28,80 x 5,00 x 105,70 x 45°

861138-4

26,20 x 5,00 x 110,10 x 45°

M-5



**77,000 mm**

**8**

5FM (EP6CDTM) , 5GC (EP6FADTX) , 5GF (EP6FADTXD) , 5GR (EP6FDTX) ,

970703-8

Hydro

**77,000 mm**

**9**

EP6CDTX ,

M-5

861138-4

26,20 x 5,00 x 110,10 x 45°

**85,000 mm**

**10**

RHH (DW10CTED4) ,

853772-4

30,00 x 6,00 x 105,00 x 45°

883704-4

10,52 x 6,00 x 41,50 | IN | EX

M-6

863773-4

25,10 x 6,00 x 105,10 x 45°

**85,000 mm**

**11**

AHR (DW10FD) , AHW (DW10FC) ,

M-6

**85,000 mm**

**12**

RHC (DW10CTED4) ,

883704-4

10,52 x 6,00 x 41,50 | IN | EX

M-6

863773-4











25,10 x 6,00 x 105,10 x 45°

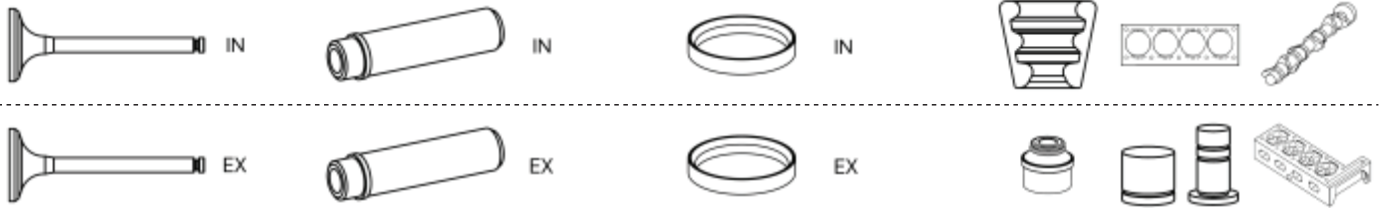




**siehe Motorenliste**  
**see engline list**  
**voir la liste des moteurs**  
**ver lista de motores**  
**см. список двигателей**  
**تاكرحملا قعوتق رظنا**



			<b>ccm</b>	<b>kW</b>			<b>1</b> POS				<b>ccm</b>	<b>kW</b>			<b>1</b> POS
D 2066 LOH 02	120,000	6	10518	265 kW	D	387	4	ISBe4-300	107,000	6	6690	221 kW	D	387	3
D 2066 LUH 11	120,000	6	10518	199 kW	D	387	5	OM 366.907	97,500	6	5958	100 kW	D	387	1
D 2066 LUH 12	120,000	6	10518	228 kW	D	387	5	OM 904.907	102,000	4	4249	125 - 130 kW	D	387	2
ISBe4-225	107,000	6	6690	165 - 169 kW	D	387	3								



## 97,500 mm

1

OM 366.907 ,

<b>851031-6</b> 44,00 x 9,00 x 140,50 x 45°	<b>881032-6</b> 15,04 x 9,00 x 72,00   IN	<b>871038-6</b> 43,87 x 34,50 x 7,47 x 20°   IN	<b>901006-1</b>
<b>851065-6</b> 42,00 x 9,00 x 141,00 x 30°			
<b>851067-6</b> 43,10 x 9,00 x 141,00 x 30°			
<b>851068-6</b> 42,00 x 9,00 x 140,50 x 20°			
<b>861038-6</b> 36,00 x 10,00 x 140,50 x 45°	<b>881026-6</b> 15,04 x 10,00 x 67,00   EX		<b>971052-6</b>
<b>861066-6</b> 36,00 x 10,00 x 140,50 x 45°	<b>881037-6</b> 15,028 x 10,00 x 67,00   EX		
	<b>881072-6</b> 15,037 x 10,00 x 73,00   EX		

## 102,000 mm

2

OM 904.907 ,

<b>851058-4</b> 34,00 x 8,00 x 128,75 x 20°	<b>881059-4</b> 13,03 x 8,00 x 60,00   IN   EX	<b>R-8</b>	
	<b>881080-4</b> 14,03 x 8,00 x 60,00   IN   EX		
<b>861059-4</b> 38,10 x 8,00 x 152,60 x 45°		<b>911005-8</b> Ø 8,00	<b>971071-6</b>
<b>861071-6</b> 15,20 x 6,00 x 81,65 x 30°			

## 107,000 mm

3

ISBe4-225 , ISBe4-300 ,

<b>852031-4</b> 33,00 x 7,00 x 125,00 x 30°		<b>R-7</b>	
<b>862032-4</b> 33,00 x 7,00 x 124,30 x 45°			

## 120,000 mm

4

D 2066 LOH 02 ,

<b>853140-6</b> 40,10 x 9,00 x 160,50 x 30°	<b>883139-6</b> 15,03 x 9,00 x 66,50   IN   EX	<b>873118-6</b> 42,05 x 32,30 x 8,05 x 30°   IN	
<b>863141-6</b> 38,10 x 9,00 x 160,30 x 45°		<b>873119-6</b> 40,05 x 33,00 x 8,05 x 45°   EX	

## 120,000 mm

5


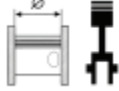




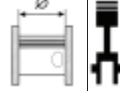



D 2066 LUH 11 , D 2066 LUH 12 ,

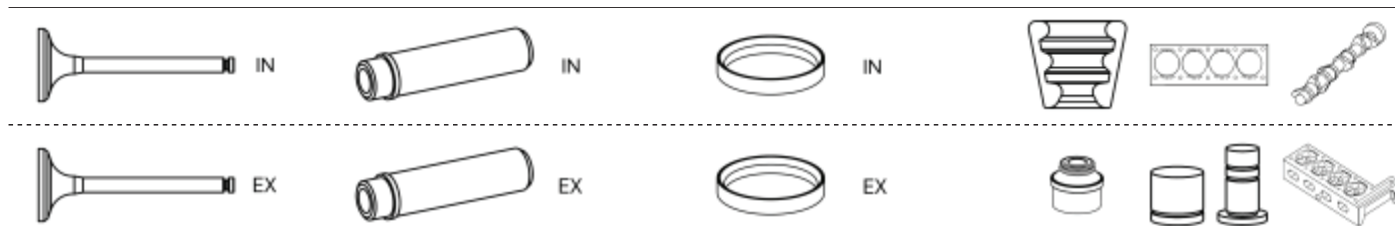
<b>853140-6</b> 40,10 x 9,00 x 160,50 x 30°	<b>883139-6</b> 15,03 x 9,00 x 66,50   IN   EX	<b>873118-6</b> 42,05 x 32,30 x 8,05 x 30°   IN	
<b>863141-6</b> 38,10 x 9,00 x 160,30 x 45°		<b>873119-6</b> 40,05 x 33,00 x 8,05 x 45°   EX	<b>911002-8</b> Ø 9,00



**siehe Motorenliste**  
**see engline list**  
**voir la liste des moteurs**  
**ver lista de motores**  
**см. список двигателей**  
**تالكر حطلا قمىق رظنا**



			ccm	kW			1 POS				ccm	kW			1 POS
BF 3L 914	102,000	3	3236	44 - 56 kW	D	392	11	D 226 B-6	105,000	6	6234	77 - 88 kW	D	392	12
BF 4L 913 T	102,000	4	4086	60 - 78 kW	D	391	8	D 226-3	105,000	3	3120	33 - 44 kW	D	392	13
BF 4L 914	102,000	4	4314	63 - 75 kW	D	392	11	D 226-4	105,000	4	4160	44 - 64 kW	D	392	13
BF 4M 1012 EC	94,000	4	3192	60 - 84 kW	D	390	1	D 226-6	105,000	6	6234	66 - 114 kW	D	392	13
BF 4M 1012 E	94,000	4	3192	50 - 68 kW	D	390	1	D 227-4	100,000	4	3768	46 - 61 kW	D	390	5
BF 4M 2012 C	101,000	4	4038	68 - 103 kW	D	390	7	D 227-6	100,000	6	5654	63 - 91 kW	D	390	5
BF 6M 2013 C	98,000	6	5702	118 - 190 kW	D	390	3	D 2566 MTE	125,000	6	11413	162 - 235 kW	D	393	18
D 0826 LE 521	108,000	6	6871	140 kW	D	392	16	D 308-3	95,000	3	2235	26 - 34 kW	D	390	2
D 0826 LE 522	108,000	6	6871	154 kW	D	392	16	D 325-3	95,000	3	2551	25 - 35 kW	D	390	2
D 0826 LE 523	108,000	6	6871	169 kW	D	393	17	D 327-3	100,000	3	2827	26 - 48 kW	D	390	5
D 0826 LE 524	108,000	6	6871	125 - 132 kW	D	393	17	F 3L 913	102,000	3	3064	25 - 44 kW	D	391	9
D 0826 LE 527	108,000	6	6871	169 kW	D	393	17	F 4L 913	102,000	4	4086	34 - 66 kW	D	391	10
D 0826 LE 530	108,000	6	6871	147 kW	D	393	17	F 6L 912	100,000	6	5655	48 - 82 kW	D	390	4
D 0826 LE 531	108,000	6	6871	191 kW	D	393	17	F 6L 913	102,000	6	6128	51 - 101 kW	D	391	9
D 208-3	95,000	3	2235	26 - 34 kW	D	390	2	TCD 4.1 L04 4V	101,000	4	4038	70 - 122 kW	D	390	6
D 208-4	95,000	4	2980	35 - 48 kW	D	390	2	TD 226 B-3	105,000	3	3120	52 - 84 kW	D	392	14
D 225-3	95,000	3	2550	35 - 37 kW	D	390	2	TD 226 B-4	105,000	4	4160	60 - 77 kW	D	392	14
D 225-4	95,000	4	3400	44 - 50 kW	D	390	2	TD 226 B-6	105,000	6	6234	81 - 136 kW	D	392	14
D 225-6	95,000	6	5100	59 - 75 kW	D	390	2	TD 226-4	105,000	4	4160	68 - 74 kW	D	392	15
D 226 B-4	105,000	4	4160	52 - 74 kW	D	392	12	TD 226-6	105,000	6	6234	107 - 125 kW	D	392	15



<b>94,000 mm</b>	<b>1</b>
------------------	----------

BF 4M 1012 EC , BF 4M 1012 E ,

<b>851576-6</b>	<b>M-8</b>
-----------------	------------

41,70 x 8,00 x 124,70 x 30°

<b>861569-6</b>
-----------------

35,90 x 8,00 x 124,70 x 45°

<b>95,000 mm</b>	<b>2</b>
------------------	----------

D 208-3 , D 208-4 , D 225-3 , D 225-4 , D 225-6 , D 308-3 , D 325-3 ,

<b>883301-6</b>
-----------------

15,06 x 9,00 x 58,00 | IN | EX

<b>98,000 mm</b>	<b>3</b>
------------------	----------

BF 6M 2013 C ,

<b>M-8</b>
------------

<b>883868-6</b>
-----------------

13,04 x 8,00 x 58,30 | EX

<b>100,000 mm</b>	<b>4</b>
-------------------	----------

F 6L 912 ,

<b>851535-6</b>	<b>881571-6</b>	<b>K-8</b>
-----------------	-----------------	------------

43,10 x 8,00 x 133,00 x 45°    15,00 x 8,00 x 57,30 | IN | EX

<b>861532-6</b>
-----------------

37,10 x 8,00 x 133,00 x 45°

<b>100,000 mm</b>	<b>5</b>
-------------------	----------

D 227-4 , D 227-6 , D 327-3 ,

<b>853205-6</b>	<b>883301-6</b>
-----------------	-----------------

41,00 x 9,00 x 117,00 x 45°    15,06 x 9,00 x 58,00 | IN | EX

<b>863206-6</b>
-----------------

38,00 x 9,00 x 116,87 x 45°

<b>101,000 mm</b>	<b>6</b>
-------------------	----------

TCD 4.1 L04 4V ,

<b>M-8</b>
------------

<b>101,000 mm</b>	<b>7</b>
-------------------	----------

BF 4M 2012 C ,

<b>851591-6</b>
-----------------

41,70 x 8,00 x 119,30 x 30°

<b>861592-6</b>
-----------------

36,00 x 8,00 x 119,40 x 45°



## 102,000 mm

8

BF 4L 913 T ,

**851535-6**

43,10 x 8,00 x 133,00 x 45°

**881571-6**

15,00 x 8,00 x 57,30 | IN | EX

**K-8**

**861532-6**

37,10 x 8,00 x 133,00 x 45°

## 102,000 mm

9

F 3L 913 , F 6L 913 ,

**851503-6**

43,00 x 8,00 x 133,00 x 45°

**881571-6**

15,00 x 8,00 x 57,30 | IN | EX

**K-8**

**851504-6**

43,00 x 8,00 x 133,00 x 45°

**M-8**

**851562-6**

45,00 x 8,00 x 133,00 x 45°

**851568-6**

43,10 x 8,00 x 133,00 x 45°

**861505-6**

37,10 x 8,00 x 133,00 x 45°

**861559-6**

37,10 x 8,00 x 133,00 x 45°

**861563-6**

37,10 x 8,00 x 133,00 x 45°

## 102,000 mm

10

F 4L 913 ,

**851503-6**

43,00 x 8,00 x 133,00 x 45°

**881571-6**

15,00 x 8,00 x 57,30 | IN | EX

**K-8**

**851504-6**

43,00 x 8,00 x 133,00 x 45°

**M-8**

**851535-6**

43,10 x 8,00 x 133,00 x 45°

**851562-6**

45,00 x 8,00 x 133,00 x 45°

**851568-6**

43,10 x 8,00 x 133,00 x 45°

**861505-6**

37,10 x 8,00 x 133,00 x 45°

**861532-6**

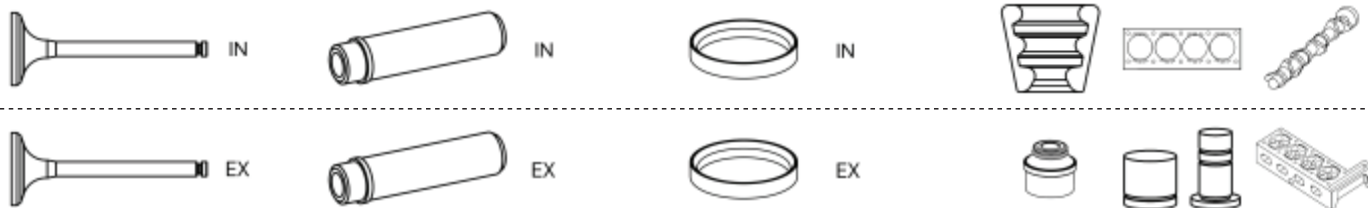
37,10 x 8,00 x 133,00 x 45°

**861559-6**

37,10 x 8,00 x 133,00 x 45°

**861563-6**

37,10 x 8,00 x 133,00 x 45°



<b>102,000 mm</b>	<b>11</b>
-------------------	-----------

BF 3L 914 , BF 4L 914 ,			
<b>851562-6</b>	<b>881571-6</b>	<b>M-8</b>	
45,00 x 8,00 x 133,00 x 45°	15,00 x 8,00 x 57,30   IN   EX		
<b>861559-6</b>			
37,10 x 8,00 x 133,00 x 45°			
<b>861563-6</b>			
37,10 x 8,00 x 133,00 x 45°			

<b>105,000 mm</b>	<b>12</b>
-------------------	-----------

D 226 B-4 , D 226 B-6 ,			
<b>853213-6</b>	<b>883308-6</b>		
47,15 x 9,00 x 117,10 x 45°	15,00 x 9,00 x 58,00   IN		
<b>863214-6</b>	<b>883307-6</b>		
43,10 x 9,00 x 117,00 x 45°	15,00 x 9,00 x 51,50   EX		

<b>105,000 mm</b>	<b>13</b>
-------------------	-----------

D 226-3 , D 226-4 , D 226-6 ,			
<b>853205-6</b>	<b>883301-6</b>		
41,00 x 9,00 x 117,00 x 45°	15,06 x 9,00 x 58,00   IN   EX		
<b>863206-6</b>			
38,00 x 9,00 x 116,87 x 45°			

<b>105,000 mm</b>	<b>14</b>
-------------------	-----------

TD 226 B-3 , TD 226 B-4 , TD 226 B-6 ,			
<b>853215-6</b>	<b>883308-6</b>		
47,00 x 9,00 x 117,00 x 30°	15,00 x 9,00 x 58,00   IN		
<b>863214-6</b>	<b>883307-6</b>		
43,10 x 9,00 x 117,00 x 45°	15,00 x 9,00 x 51,50   EX		

<b>105,000 mm</b>	<b>15</b>
-------------------	-----------

TD 226-4 , TD 226-6 ,			
<b>883301-6</b>			
15,06 x 9,00 x 58,00   IN   EX			
<b>863206-6</b>			
38,00 x 9,00 x 116,87 x 45°			

<b>108,000 mm</b>	<b>16</b>
-------------------	-----------

D 0826 LE 521 , D 0826 LE 522 ,			
<b>853124-6</b>	<b>883136-6</b>	<b>873115-6</b>	<b>K-10</b>
49,10 x 10,00 x 136,50 x 30°	16,04 x 10,00 x 65,00   IN	51,10 x 41,60 x 7,40 x 30°   IN	
<b>863123-6</b>	<b>883138-6</b>		
42,00 x 10,00 x 136,35 x 45°	15,75 x 10,00 x 60,00   IN		
<b>863123-6</b>	<b>883137-6</b>	<b>873114-6</b>	<b>973101-6</b>
42,00 x 10,00 x 136,35 x 45°	16,04 x 10,00 x 55,00   EX	44,00 x 35,00 x 8,10 x 45°   EX	





## 108,000 mm

17

D 0826 LE 523 , D 0826 LE 524 , D 0826 LE 527 , D 0826 LE 530 , D 0826 LE 531 ,

**853124-6**

49,10 x 10,00 x 136,50 x 30°

**883136-6**

16,04 x 10,00 x 65,00 | IN

**873115-6**

51,10 x 41,60 x 7,40 x 30° | IN

**K-10**

**883138-6**

15,75 x 10,00 x 60,00 | IN

**863123-6**

42,00 x 10,00 x 136,35 x 45°

**883137-6**

16,04 x 10,00 x 55,00 | EX

**873114-6**

44,00 x 35,00 x 8,10 x 45° | EX

## 125,000 mm

18

D 2566 MTE ,

**853111-6**

58,10 x 12,00 x 142,00 x 45°

**883130-6**

18,03 x 12,00 x 64,00 | IN | EX

**K-12**

**853113-6**






57,20 x 12,00 x 142,50 x 45°

**853118-6**

58,00 x 12,00 x 142,50 x 30°






**863112-6**

50,87 x 12,00 x 142,50 x 45°

			<b>ccm</b>		<b>kW</b>		<b>1 POS</b>
124 (124_) 1400 Special (124A)	124 B2.000	01.71 - 07.75	1438	B	55 kW	430	45
124 (124_) 1400 Special	124 B2.000	12.68 - 12.72	1438	B	51 kW	430	45
124 (124_) 1400	124 B2.000	09.67 - 12.73	1438	B	49 kW	430	45
124 (124_) 1500 Special T	124 AC.000	01.71 - 07.75	1438	B	59 kW	430	45
124 Coupe (124_) 1400 Sport	124 AC.000	06.67 - 10.72	1438	B	66 kW	430	45
124 Coupe (124_) 1600 (BC 1)	125 B.000	04.70 - 10.73	1608	B	81 kW	430	45
124 Coupe (124_) 1600 (BC 1)	125 B.000	11.71 - 10.73	1608	B	74 kW	430	45
124 Coupe (124_) 1600 (BC 1)	125 BC.000	11.71 - 10.73	1608	B	74 kW	430	45
124 Coupe (124_) 1600 (BC 1)	125 BC.000	04.70 - 10.73	1608	B	81 kW	430	45
124 Spider (124_) 1.4	124 AC.000	10.69 - 12.71	1438	B	71 kW	430	45
124 Spider (124_) 1500 Sport (BS)	124 AC.000	01.66 - 12.72	1438	B	66 kW	430	45
124 Spider (124_) 1600 Sport (BS)	125 B.000	11.69 - 08.73	1608	B	82 kW	430	45
124 Spider (124_) 1600 Sport (BS)	125 BC.000	11.69 - 08.73	1608	B	82 kW	430	45
124 Spider (124_) 1600 Sport (BS1)	125 B.000	11.69 - 08.73	1608	B	74 kW	430	45
124 Spider (124_) 1600 Sport (BS1)	125 B.000	01.69 - 12.74	1608	B	80 kW	430	45
124 Spider (124_) 1600 Sport (BS1)	125 BC.000	11.69 - 08.73	1608	B	74 kW	430	45
124 Spider (124_) 1600 Sport (BS1)	125 BC.000	01.69 - 12.74	1608	B	80 kW	430	45
124 Spider (124_) 1600 Sport (CS)	125 B.000	01.69 - 12.74	1608	B	76 kW	430	45
124 Spider (124_) 1600 Sport (CS)	125 BC.000	01.69 - 12.74	1608	B	76 kW	430	45
125 (125_) 1.6 (TA)	125 A.000	07.67 - 03.74	1608	B	66 kW	430	45
125 (125_) 1.6 (TA)	125 B.000	10.68 - 10.73	1608	B	74 kW	430	45
126 (126_) 650	126 A1.048	07.77 - 09.87	652	B	17 kW	429	38
126 (126_) 650	126 A1.048	07.81 - 09.00	652	B	18 kW	429	38
127 (127_) 0.9 (127A)	100 GL.000	09.71 - 12.84	903	B	33 kW	424	3
127 (127_) 0.9	100 GL.048	06.71 - 05.83	903	B	29 kW	424	3
127 (127_) 1.0 Sport	127 A1.000	07.78 - 02.82	1049	B	51 kW	428	34
127 (127_) 1.0	127 A.000	04.77 - 12.86	1049	B	37 kW	428	34
127 (127_) 1.3 D	127 A5.000	01.86 - 05.96	1301	D	38 kW	428	35
127 (127_) 1.3 Diesel	127 A5.000	04.81 - 12.86	1301	D	33 kW	428	35
127 Panorama (127_) 1.0	127 A.000	01.77 - 12.86	1049	B	37 kW	428	34
127 Panorama (127_) 1.3 D	127 A5.000	06.81 - 12.86	1301	D	33 kW	428	35
127 Stufenheck (127_) 0.9	100 GL.000	01.73 - 12.84	903	B	33 kW	424	3
128 (128_) 1.1 (128A)	128 A.000	03.69 - 12.84	1116	B	40 kW	430	45
128 (128_) 1.1	128 A.048	02.75 - 09.81	1116	B	33 kW	430	45
128 (128_) 1.3 Rally (128A)	128 AR.000	07.71 - 02.76	1290	B	49 kW	441	116
128 (128_) 1.3 Sport (128A)	128 A1.000	08.74 - 12.84	1290	B	44 kW	441	116
128 (128_) 1.3	128 AR.000	09.73 - 12.79	1290	B	53 kW	441	116
128 Coupe (128_) 1.1 (AC 5)	128 AC5.000	03.72 - 02.81	1116	B	47 kW	430	45
128 Coupe (128_) 1.1 (AC 5)	128 AC5.000	08.75 - 02.81	1116	B	48 kW	430	45
128 Coupe (128_) 1.3 (AC)	128 A1.000	03.72 - 12.79	1290	B	55 kW	441	116
128 Coupe (128_) 1.3 (AC)	128 AC.000	03.72 - 12.79	1290	B	55 kW	441	116
128 Coupe (128_) 1.3 Berlinetta (AC)	128 AC.000	06.75 - 12.79	1290	B	54 kW	441	116
128 Coupe (128_) 1.3	128 A1.000	09.74 - 12.79	1290	B	46 kW	441	116
128 Coupe (128_) 1.3	128 A1.000	09.73 - 12.75	1290	B	50 kW	441	116
128 Familiare (128_) 1.1 (AF)	128 A.000	10.69 - 10.82	1116	B	40 kW	430	45
128 Familiare (128_) 1.1 (AF)	128 A.048	02.75 - 02.81	1116	B	33 kW	430	45
128 Familiare (128_) 1.3 (AF1)	128 A1.000	12.74 - 10.82	1290	B	44 kW	441	116
128 Familiare (128_) 1.3	128 A1.000	09.74 - 12.77	1290	B	46 kW	441	116
128 Familiare (128_) 1.3	128 A1.000	09.73 - 12.75	1290	B	50 kW	441	116
128 Stufenheck (128_) 1.3	128 A1.000	03.83 - 09.91	1290	B	44 kW	441	116
131 (131_) 1.4 Mirafiori	131 C1.000	11.80 - 01.84	1367	B	51 kW	429	40
131 (131_) 1.4 Super Mirafiori	131 C1.000	04.81 - 12.83	1367	B	55 kW	429	40
131 (131_) 1.6 Super Mirafiori (A)	131 B1.000	03.79 - 03.82	1585	B	72 kW	437	92
131 (131_) 1.6 Super	131 C3.000	03.78 - 01.84	1585	B	71 kW	438	94
131 (131_) 1.6	131 C2.000	11.76 - 12.84	1585	B	63 kW	438	94
131 (131_) 2.0 Abarth Rally	131 B2.000	01.76 - 07.80	1995	B	103 kW	438	93
131 (131_) 2.0 D	8144.65	03.78 - 03.87	1995	D	44 kW	444	131
131 (131_) 2.0 Racing	131 B2.000	06.78 - 12.81	1995	B	85 kW	438	93
131 (131_) 2.0 Super	131 C4.000	01.81 - 12.85	1995	B	83 kW	438	95
131 (131_) 2.5 D	8144.61	06.78 - 02.84	2428	D	53 kW	445	139
131 Familiare/Panorama (131_) 1.4 Mirafiori	131 C1.000	11.81 - 01.84	1367	B	51 kW	429	40
131 Familiare/Panorama (131_) 1.6 Super	131 C3.000	12.79 - 12.81	1585	B	72 kW	438	94








131 Familiare/Panorama (131_) 1.6	131 C2.000	11.80 - 12.84	1585	B	63 kW	438	94
131 Familiare/Panorama (131_) 2.0 D	8144.65	07.78 - 08.84	1995	D	44 kW	444	131
131 Familiare/Panorama (131_) 2.0 Mirafiori (131AF2)	131 B2.000	11.80 - 12.84	1995	B	84 kW	438	93
131 Familiare/Panorama (131_) 2.0 Super	131 C4.000	01.81 - 12.84	1995	B	83 kW	438	95
131 Familiare/Panorama (131_) 2.5 Super Diesel (AF)	8144.61	03.79 - 12.84	2428	D	53 kW	445	139
132 (132_) 1.6	132 C.000	05.77 - 09.82	1585	B	65 kW	438	94
132 (132_) 1.6	132 C.000	01.76 - 12.82	1585	B	72 kW	438	94
132 (132_) 1.7 GLS (A1)	132 B1.000	04.74 - 12.75	1756	B	79 kW	438	94
132 (132_) 1.7 GLS (A1)	132 B1.000	11.75 - 01.77	1756	B	82 kW	438	94
132 (132_) 1.7 Special (A1)	132 B1.000	04.72 - 01.74	1756	B	77 kW	438	94
132 (132_) 2.0 (132A)	132 C2.000	01.76 - 12.76	1995	B	84 kW	438	93
132 (132_) 2.0 D	8144.65	07.78 - 07.82	1995	D	44 kW	444	131
132 (132_) 2.0	132 C2.000	01.76 - 06.81	1995	B	83 kW	438	93
132 (132_) 2.5 D	8144.61	07.78 - 07.82	2428	D	53 kW	445	139
133 (133_) 0.65	126 A1.048	06.74 - 12.76	652	B	20 kW	429	38
147 (147_) 0.9	100 GL.000	04.77 - 12.81	903	B	33 kW	424	3
147 (147_) 1.0	127 A.000	10.76 - 12.95	1049	B	37 kW	428	34
147 (147_) 1.0	156 A.000	11.76 - 02.87	1049	B	40 kW	429	37
147 (147_) 1.3 (147AAD)	127 A2.011	02.80 - 09.83	1297	B	41 kW	428	34
147 (147_) 1.3 D	127 A5.000	07.82 - 06.84	1301	D	33 kW	428	35
147 (147_) 1.3 D	127 A5.000	10.80 - 12.96	1301	D	36 kW	428	35
147 (147_) 1.3 Rallye	127 A2.011	07.80 - 07.83	1297	B	53 kW	428	34
147 (147_) 1.3 Álcool	146 A5.011	10.78 - 02.87	1297	E	46 kW	428	34
147 (147_) 1.3	127 A2.011	01.78 - 11.92	1297	B	45 kW	428	34
147 Panorama (147_) 1.0	127 A.000	04.80 - 12.95	1049	B	37 kW	428	34
147 Panorama (147_) 1.3 D	127 A5.000	07.82 - 07.83	1301	D	33 kW	428	35
147 Panorama (147_) 1.3 D	127 A5.000	07.84 - 12.86	1301	D	36 kW	428	35
147 Panorama (147_) 1.3	127 A2.011	07.80 - 07.83	1297	B	41 kW	428	34
147 Panorama (147_) 1.3	127 A2.011	01.82 - 12.86	1297	B	45 kW	428	34
147 Panorama (147_) 1.3	127B1000	03.83 - 10.84	1297	B	66 kW	428	34
147 Pick-up (147_) 1.0	127 A.000	12.78 - 08.81	1049	B	40 kW	428	34
147 Pick-up (147_) 1.0	127 A.000	11.78 - 12.79	1049	B	41 kW	428	34
242 Bus (242_) 1.9	132 AZ2.000	10.75 - 07.82	1995	B	51 kW	438	94
242 Kasten (242_) 1.9	132 AZ2.000	10.75 - 07.82	1995	B	51 kW	438	94
242 Kasten (242_) 2.2 D	B22615	10.75 - 08.80	2175	D	46 kW	444	133
242 Kasten (242_) 2.5 D	B 25.637	08.80 - 07.82	2498	D	52 kW	445	145
500 (312_) 1.2 (312AXA1A)	169 A4.000	07.07	1242	B	51 kW	426	17
500 (312_) 1.2 LPG (312AXA1A)	169 A4.000	12.10	1242	B/G	51 kW	426	17
500 (312_) 1.3 D Multijet (312AXB1A)	169 A1.000	10.07	1248	D	55 kW	425	10
500 (312_) 1.3 D Multijet (312AXE1A)	199 B1.000	12.09	1248	D	70 kW	425	8
500 C (312_) 1.2 (312CXA1A, 312AXA1A)	169 A4.000	09.09	1242	B	51 kW	426	17
500 C (312_) 1.3 D Multijet (312CXB1A)	169 A1.000	09.09	1248	D	55 kW	425	10
500 C (312_) 1.3 D Multijet (312CXE1A, 312AXE1A)	199 B1.000	09.09	1248	D	70 kW	425	8
500L (351_, 352_) 1.3 D Multijet (199LXY1A, 199LXY11)	199 B4.000	09.12	1248	D	62 kW	425	8
500L (351_, 352_) 1.4 (199LYB1B)	843 A1.000	09.12	1368	B	70 kW	427	27
500L (351_, 352_) 1.6 D Multijet (199LYE1B)	955 A3.000	09.13	1598	D	88 kW	429	43
900 T/E Panorama (200_) 0.9	100 GF 000	01.78 - 01.86	903	B	26 kW	424	3
900 T/E Pulmino (200_) 0.9	100 GF 000	01.78 - 01.86	903	B	26 kW	424	3
ARGENTA (132_) 1600 i.e	132 D.000	04.81 - 12.85	1585	B	66 kW	437	92
ARGENTA (132_) 1600	132 D.000	04.81 - 12.85	1585	B	72 kW	437	92
ARGENTA (132_) 2000	132 C2.000	06.78 - 12.85	1995	B	83 kW	438	93
ARGENTA (132_) 2000	132 D1.000	06.78 - 12.85	1995	B	83 kW	438	96
ARGENTA (132_) 2500 Diesel	8144.61	06.81 - 11.85	2428	D	53 kW	445	139
ARGENTA (132_) 2500 Turbodiesel	8144.61.500.81	07.83 - 08.85	2445	D	66 kW	445	141
AVVENTURA (199) 1.3 JTD Multijet	199 A2.000	10.14 - 07.16	1248	D	68 kW	425	10
AVVENTURA (199) 1.4 T-Jet	198 A1.000	01.16 - 12.19	1368	B	104 kW	427	26
BARCETTA (183_) 1.8 16V	183 A1.000	04.95 - 05.05	1747	B	96 kW	432	61
BARCETTA (183_) 1.8 16V	188 A6.000	04.95 - 05.05	1747	B	96 kW	432	61
BRAVA (182_) 1.2 16V 80	182 B2.000	12.98 - 12.02	1242	B	60 kW	427	24
BRAVA (182_) 1.2 16V 80	188 A5.000	10.00 - 10.01	1242	B	59 kW	427	24
BRAVA (182_) 1.4 (182.BG)	182 A5.000	10.95 - 10.01	1370	B	55 kW	432	62
BRAVA (182_) 1.4 12 V (182.BA)	182 A3.000	10.95 - 08.98	1370	B	59 kW	432	62

			<b>ccm</b>		<b>kw</b>		<b>1</b> POS
BRAVA (182_) 1.6 16V (182.BB)	182 A4.000	02.96 - 06.03	1581	B	76 kW	443	129
BRAVA (182_) 1.6 16V (182.BB)	182 A4.000	08.99 - 03.00	1581	B	78 kW	443	129
BRAVA (182_) 1.6 16V (182.BH)	182 A6.000	10.95 - 10.01	1581	B	66 kW	443	127
BRAVA (182_) 1.6 16V (182.BU)	182 B6.000	01.99 - 12.02	1596	B	76 kW	431	53
BRAVA (182_) 1.6 16V	182 B6.000	04.00 - 06.03	1596	B	78 kW	431	53
BRAVA (182_) 1.8 16V	183 A1.000	02.00 - 06.03	1747	B	97 kW	432	61
BRAVA (182_) 1.8 GT 16V (182.BC)	182 A2.000	10.95 - 08.01	1747	B	83 kW	432	61
BRAVA (182_) 1.9 D	160 A7.000	10.95 - 10.01	1929	D	48 kW	434	73
BRAVA (182_) 1.9 JTD 105	182 B4.000	12.98 - 06.03	1910	D	77 kW	432	64
BRAVA (182_) 1.9 JTD	182 B9.000	09.00 - 10.01	1910	D	74 kW	432	64
BRAVA (182_) 1.9 TD 100 S (182.BF)	182 A7.000	03.96 - 10.01	1910	D	74 kW	432	63
BRAVA (182_) 1.9 TD 75 S (182.BF)	182 A8.000	03.96 - 10.01	1910	D	55 kW	432	63
BRAVA Kombi (131_) 2.0	131 B2.000	09.78 - 12.79	1995	B	60 kW	438	93
BRAVA Stufenheck (131_) 2.0	131 B2.000	09.78 - 12.80	1995	B	60 kW	438	93
BRAVO I (182_) 1.2 16V 80	182 B2.000	12.98 - 10.00	1242	B	60 kW	427	24
BRAVO I (182_) 1.2 16V 80	188 A5.000	10.00 - 10.01	1242	B	59 kW	427	24
BRAVO I (182_) 1.4 (182.AA)	182 A3.000	10.95 - 10.01	1370	B	59 kW	432	62
BRAVO I (182_) 1.4 (182.AG)	182 A5.000	10.95 - 10.01	1370	B	55 kW	432	62
BRAVO I (182_) 1.6 16V (182.AB)	182 A4.000	03.96 - 10.01	1581	B	76 kW	443	129
BRAVO I (182_) 1.6 16V (182.AH)	182 A6.000	10.95 - 10.01	1581	B	66 kW	443	127
BRAVO I (182_) 1.6	182 B6.000	09.00 - 10.01	1596	B	76 kW	431	53
BRAVO I (182_) 1.8 GT (182.AC)	182 A2.000	10.95 - 10.01	1747	B	83 kW	432	61
BRAVO I (182_) 1.9 D	160 A7.000	10.95 - 10.01	1929	D	48 kW	434	73
BRAVO I (182_) 1.9 JTD 105	182 B4.000	12.98 - 10.01	1910	D	77 kW	432	64
BRAVO I (182_) 1.9 JTD	182 B9.000	09.00 - 10.01	1910	D	74 kW	432	64
BRAVO I (182_) 1.9 TD 100 S (182.AF)	182 A7.000	03.96 - 10.01	1910	D	74 kW	432	63
BRAVO I (182_) 1.9 TD 75 S (182.AF)	182 A8.000	03.96 - 10.01	1910	D	55 kW	432	63
BRAVO I (182_) 2.0 HGT 20V (182.AD)	182 A1.000	10.95 - 07.98	1998	B	108 kW	432	60
BRAVO I (182_) 2.0 HGT 20V (182.AQ)	182 B7.000	07.98 - 10.01	1998	B	113 kW	432	61
BRAVO II (198_) 1.4 (198AXA1B)	192 B2.000	04.07 - 12.14	1368	B	66 kW	427	27
BRAVO II (198_) 1.4 LPG (198AXA1B)	192 B2.000	12.08 - 12.14	1368	B/G	66 kW	427	27
BRAVO II (198_) 1.4 T-Jet (198257)	198 A1.000	06.11 - 12.16	1368	B	112 kW	427	26
BRAVO II (198_) 1.4 T-Jet (198AXF1B)	198 A1.000	09.07 - 12.14	1368	B	110 kW	427	26
BRAVO II (198_) 1.4 T-Jet (198AXG1B)	198 A4.000	10.07 - 12.14	1368	B	88 kW	427	26
BRAVO II (198_) 1.6 D Multijet (198AXH1B)	198 A3.000	09.07 - 12.14	1598	D	77 kW	429	42
BRAVO II (198_) 1.6 D Multijet (198AXL1B)	198 A2.000	03.08 - 12.14	1598	D	88 kW	429	42
BRAVO II (198_) 1.6 D Multijet (198AXM1B)	198 A6.000	03.08 - 12.14	1598	D	66 kW	430	44
BRAVO II (198_) 1.9 D Multijet (198AXB1A)	192 A8.000	04.07 - 12.14	1910	D	88 kW	432	64
BRAVO II (198_) 1.9 D Multijet (198AXC1B)	937 A5.000	04.07 - 12.14	1910	D	110 kW	431	57
BRAVO II (198_) 1.9 D Multijet (198AXD1A)	192 A1.000	11.06 - 12.09	1910	D	85 kW	432	64
BRAVO II (198_) 1.9 D Multijet (198AXE1A)	192 B5.000	04.07 - 12.08	1910	D	66 kW	433	68
BRAVO II (198_) 2.0 D Multijet (198AXN1B)	198 A5.000	09.08 - 12.14	1956	D	121 kW	435	77
BRAVO II (198_) 2.0 D Multijet (198AXPIB)	844 A2.000	09.08 - 12.14	1956	D	120 kW	435	77
BRAVO Van (198_) 1.6 JTD Multijet (198AXH1B)	198 A3.000	03.08 - 12.14	1598	D	77 kW	429	42
CAMPAGNOLA (110_) 2.4 D	8144.61.200	06.74 - 10.89	2445	D	53 kW	445	139
CINQUECENTO (170_) 0.9 (170AB)	170 A1.000	07.91 - 12.93	903	B	30 kW	424	4
CINQUECENTO (170_) 0.9 i.e. (170AC)	170 A1.046	07.91 - 12.98	903	B	30 kW	424	3
CINQUECENTO (170_) 0.9 i.e. S (170AF, 170CF)	1170 A1.000	07.91 - 07.99	899	B	29 kW	424	3
CINQUECENTO (170_) 0.9 i.e. S (170AF, 170CF)	1170 A1.046	07.91 - 07.99	899	B	29 kW	424	4
CINQUECENTO (170_) 1.1 Sporting (170AH)	176 B2.000	10.94 - 03.99	1108	B	40 kW	426	16
CINQUECENTO VAN (170_) 0.9 iE (170CF)	1170 A1.046	07.91 - 02.98	899	B	29 kW	424	4
CINQUECENTO VAN (170_) 1.1 iE (170AH)	176 B2.000	10.94 - 02.98	1108	B	40 kW	426	16
COUPE (175_) 1.8 16V	183 A1.000	03.96 - 08.00	1747	B	96 kW	432	61
COUPE (175_) 2.0 16V Turbo	175 A1.000	11.93 - 08.96	1995	B	140 kW	439	103
COUPE (175_) 2.0 16V	836 A3.000	11.93 - 08.00	1995	B	102 kW	439	104
COUPE (175_) 2.0 20V (175AXC1A)	182 A1.000	03.94 - 08.00	1998	B	108 kW	432	60
COUPE (175_) 2.0 20V Turbo	175 A3.000	08.96 - 08.00	1998	B	162 kW	432	60
COUPE (175_) 2.0 20V	182 B3.000	04.98 - 08.00	1998	B	113 kW	432	60
CROMA (154_) 1900 Turbo D i.d. (154.LL, 154.PL)	154 C6.000	08.87 - 10.92	1929	D	66 kW	434	75
CROMA (154_) 1900 Turbo D i.d.	154 D1.000	11.92 - 12.96	1929	D	69 kW	434	75
CROMA (154_) 2000 16V	154 E1.000	08.92 - 08.96	1995	B	101 kW	439	101
CROMA (154_) 2000 CHT (154.AC)	154 A1.000	12.85 - 02.89	1995	B	66 kW	439	99















CROMA (154_) 2000 CHT	154 A1.000	01.91 - 09.92	1995	B	74 kW	439	99
CROMA (154_) 2000 CHT	154 C5.000	01.91 - 09.92	1995	B	74 kW	438	98
CROMA (154_) 2000 i.e. (154.AD)	154 C3.000	06.86 - 09.92	1995	B	88 kW	438	98
CROMA (154_) 2000 i.e. (154.AD)	834 B.000	06.86 - 09.92	1995	B	88 kW	438	93
CROMA (154_) 2000 i.e. (154.AM)	834 B.048	03.86 - 09.90	1995	B	83 kW	438	93
CROMA (154_) 2000 i.e. (154.AM, 154.LM)	154 C3.046	10.87 - 08.96	1995	B	85 kW	439	100
CROMA (154_) 2000 i.e. (154.AM, 154.LM)	834 B.146	10.87 - 08.96	1995	B	85 kW	438	93
CROMA (154_) 2000 i.e. Turbo (154.AM)	154 A2.000	12.85 - 06.90	1995	B	114 kW	439	100
CROMA (154_) 2000 i.e. Turbo (154.AM, 154.LM)	154 C4.046	06.87 - 08.96	1995	B	110 kW	438	93
CROMA (154_) 2000 i.e. Turbo (154.AM, 154.LM)	834 C.146	06.87 - 08.96	1995	B	110 kW	439	100
CROMA (154_) 2000 i.e. Turbo	834 C.146	11.86 - 11.88	1995	B	111 kW	439	100
CROMA (154_) 2500 D	8144.67	12.85 - 12.89	2500	D	55 kW	444	135
CROMA (154_) 2500 TD (154.AE)	8144.91.2000	12.85 - 08.89	2445	D	74 kW	445	142
CROMA (154_) 2500 TD (154.LL, 154.PL)	8144.97 Y	05.89 - 08.96	2500	D	85 kW	444	136
CROMA (154_) 2500 TD (154.LL, 154.PL)	8144.97.2400	05.89 - 08.96	2499	D	85 kW	445	144
CROMA (154_) 2500 TD (154.LL, 154.PL)	8144.97	05.89 - 08.96	2499	D	85 kW	444	136
CROMA (154_) 2500 TDE	8144.97 S	12.91 - 08.96	2500	D	77 kW	445	142
CROMA (194_) 1.8 16V (194AXG1A)	939 A4.000	12.05 - 12.11	1796	B	103 kW	430	49
CROMA (194_) 1.9 D Multijet (194AXB1B)	939 A1.000	06.05 - 12.11	1910	D	88 kW	432	58
CROMA (194_) 1.9 D Multijet (194AXC1B, 194AXC12)	939 A2.000	06.05 - 12.11	1910	D	110 kW	431	57
CROMA (194_) 1.9 D Multijet	939 A8.000	12.05 - 10.07	1910	D	100 kW	432	59
CROMA (194_) 2.2 16V	194 A1.000	06.05 - 12.10	2198	B	108 kW	442	118
CROMA (194_) 2.4 D Multijet	939 A3.000	06.05 - 12.11	2387	D	147 kW	431	57
CROMA Kasten/Kombi (194_) 1.9 MJTD (194AXB1B)	939 A1.000	04.06 - 12.11	1910	D	88 kW	432	58
DOBLO Bus (263_) 1.3 D Multijet (263AXC1A)	199 A3.000	02.10	1248	D	66 kW	425	8
DOBLO Bus (263_) 1.4 (263AXA1A)	843 A1.000	02.10	1368	B	70 kW	427	27
DOBLO Bus (263_) 1.4 (263AXG1B, 263AXG1A)	198 A4.000	10.11	1368	B	88 kW	427	26
DOBLO Bus (263_) 1.4 Natural Power (263AXG1B)	198 A4.000	02.10	1368	B/G	88 kW	427	26
DOBLO Bus (263_) 1.6 D Multijet (263AXD1B)	198 A3.000	01.10	1598	D	77 kW	429	42
DOBLO Bus (263_) 2.0 D Multijet (263AXF1B)	263 A1.000	01.10	1956	D	99 kW	435	77
DOBLO Cargo (263_) 1.3 D Multijet	199 A3.000	02.10	1248	D	66 kW	425	8
DOBLO Cargo (263_) 1.4 Natural Power	198 A4.000	06.10	1368	B/G	88 kW	427	26
DOBLO Cargo (263_) 1.4	198 A4.000	10.11	1368	B	88 kW	427	26
DOBLO Cargo (263_) 1.4	843 A1.000	02.10	1368	B	70 kW	427	27
DOBLO Cargo (263_) 1.6 D Multijet	198 A3.000	02.10	1598	D	77 kW	429	42
DOBLO Cargo (263_) 2.0 D Multijet	263 A1.000	02.10	1956	D	99 kW	435	77
DOBLO Großraumlimousine (119_, 223_) 1.2 (223AXA1A)	223 A5.000	03.01	1242	B	48 kW	426	20
DOBLO Großraumlimousine (119_, 223_) 1.3 D Multijet	223 A9.000	10.05	1248	D	62 kW	425	8
DOBLO Großraumlimousine (119_, 223_) 1.3 JTD 16V	188 A9.000	12.04 - 05.05	1248	D	51 kW	425	10
DOBLO Großraumlimousine (119_, 223_) 1.3 JTD	199 A2.000	05.05	1248	D	55 kW	425	10
DOBLO Großraumlimousine (119_, 223_) 1.4	350 A1.000	10.05	1368	B	57 kW	428	28
DOBLO Großraumlimousine (119_, 223_) 1.6 16V (223AXD1A)	182 B6.000	09.01	1596	B	76 kW	431	53
DOBLO Großraumlimousine (119_, 223_) 1.6 16V	182 B6.000	03.01 - 08.03	1596	B	78 kW	431	53
DOBLO Großraumlimousine (119_, 223_) 1.6 Natural Power (223AXD1A)	182 B6.000	11.05 - 07.09	1596	B/G	68 kW	431	53
DOBLO Großraumlimousine (119_, 223_) 1.6 Natural Power	182 B6.000	09.02	1596	B/G	76 kW	431	53
DOBLO Großraumlimousine (119_, 223_) 1.6	182 B6.000	09.02	1596	B	68 kW	431	53
DOBLO Großraumlimousine (119_, 223_) 1.8 Flex	93313090-7U	02.02 - 07.10	1796	B/E	84 kW	431	55
DOBLO Großraumlimousine (119_, 223_) 1.8	PN93327668	09.03 - 01.06	1796	B	76 kW	431	55
DOBLO Großraumlimousine (119_, 223_) 1.9 D (223AXB1A)	223 A6.000	03.01	1910	D	46 kW	432	64
DOBLO Großraumlimousine (119_, 223_) 1.9 D Multijet	186 A9.000	10.05	1910	D	88 kW	432	64
DOBLO Großraumlimousine (119_, 223_) 1.9 JTD (223AXE1A)	182 B9.000	10.01	1910	D	74 kW	432	64
DOBLO Großraumlimousine (119_, 223_) 1.9 JTD (223AXE1A)	223 B2.000	10.01	1910	D	74 kW	432	64
DOBLO Kasten/Großraumlimousine (223_) 1.2 (223ZXA1A)	223 A5.000	03.01 - 01.04	1242	B	48 kW	426	20
DOBLO Kasten/Großraumlimousine (223_) 1.3 D Multijet	199 A2.000	10.05 - 01.10	1248	D	55 kW	425	10
DOBLO Kasten/Großraumlimousine (223_) 1.3 JTD 16V Multijet	223 A9.000	08.06	1248	D	62 kW	425	8
DOBLO Kasten/Großraumlimousine (223_) 1.3 JTD 16V	188 A8.000	05.04 - 12.06	1248	D	51 kW	425	10
DOBLO Kasten/Großraumlimousine (223_) 1.3 JTD 16V	188 A9.000	05.04 - 12.06	1248	D	51 kW	425	10
DOBLO Kasten/Großraumlimousine (223_) 1.4	350 A1.000	10.05	1368	B	57 kW	428	28
DOBLO Kasten/Großraumlimousine (223_) 1.6 16V (223ZXD1A)	182 B6.000	10.01	1596	B	76 kW	431	53
DOBLO Kasten/Großraumlimousine (223_) 1.6 16V	182 B6.000	11.01 - 08.03	1596	B	78 kW	431	53
DOBLO Kasten/Großraumlimousine (223_) 1.6 Natural Power (223WXD1A)	182 B6.000	02.04 - 07.09	1596	B/G	68 kW	431	53
DOBLO Kasten/Großraumlimousine (223_) 1.6 Natural Power	182 B6.000	09.02	1596	B/G	76 kW	431	53



			<b>ccm</b>		<b>kw</b>		<b>1</b> POS
DOBLO Kasten/Großraumlimousine (223_) 1.8 Flexfuel	93313090-7U	02.02 - 07.10	1796	B/E	84 kW	431	55
DOBLO Kasten/Großraumlimousine (223_) 1.8	PN93327668	09.03 - 01.06	1796	B	76 kW	431	55
DOBLO Kasten/Großraumlimousine (223_) 1.8	PN93327668	11.00 - 12.04	1796	B	77 kW	431	55
DOBLO Kasten/Großraumlimousine (223_) 1.9 D (223ZXB1A)	223 A6.000	03.01	1910	D	46 kW	432	64
DOBLO Kasten/Großraumlimousine (223_) 1.9 JTD (223ZXE1A)	182 B9.000	10.01	1910	D	74 kW	432	64
DOBLO Kasten/Großraumlimousine (223_) 1.9 JTD Multijet	186 A9.000	12.06	1910	D	88 kW	432	64
DOBLO Pritsche/Fahrgestell (263_) 1.3 D Multijet	199 A3.000	02.10	1248	D	66 kW	425	8
DOBLO Pritsche/Fahrgestell (263_) 1.4 Natural Power	198 A4.000	06.10	1368	B/G	88 kW	427	26
DOBLO Pritsche/Fahrgestell (263_) 1.4	198 A4.000	10.11	1368	B	88 kW	427	26
DOBLO Pritsche/Fahrgestell (263_) 1.4	843 A1.000	04.10	1368	B	70 kW	427	27
DOBLO Pritsche/Fahrgestell (263_) 1.6 D Multijet	198 A3.000	02.10	1598	D	77 kW	429	42
DOBLO Pritsche/Fahrgestell (263_) 2.0 D Multijet	263 A1.000	02.10	1956	D	99 kW	435	77
DUCATO Bus (230_) 1.9 D Combinato	230 A2.000	06.95 - 04.02	1929	D	51 kW	434	73
DUCATO Bus (230_) 1.9 D	D9B (XUD9A)	04.98 - 04.02	1905	D	50 kW	436	85
DUCATO Bus (230_) 1.9 D	DHX	05.98 - 11.01	1905	D	59 kW	436	86
DUCATO Bus (230_) 1.9 D	DJY	04.98 - 04.02	1905	D	50 kW	437	89
DUCATO Bus (230_) 1.9 TD	DHX (XUD9TF/L)	04.98 - 04.02	1905	D	66 kW	437	88
DUCATO Bus (230_) 1.9 TD	DHX	04.98 - 04.02	1905	D	66 kW	436	86
DUCATO Bus (230_) 2.0 JTD	RHV	10.01 - 04.02	1997	D	62 kW	441	113
DUCATO Bus (230_) 2.5 D Combinato	8140.67	08.94 - 04.02	2500	D	62 kW	445	139
DUCATO Bus (230_) 2.5 D	8140.67	03.94 - 04.02	2500	D	55 kW	445	139
DUCATO Bus (230_) 2.5 TD 4x4	8140.47	11.94 - 04.98	2500	D	80 kW	444	136
DUCATO Bus (230_) 2.5 TD 4x4	8140.47	06.94 - 09.01	2500	D	85 kW	444	136
DUCATO Bus (230_) 2.5 TDI 4x4	8140.47	04.97 - 04.02	2500	D	85 kW	444	136
DUCATO Bus (230_) 2.5 TDI Panorama/Combinato	8140.47R	07.94 - 04.02	2500	D	80 kW	444	136
DUCATO Bus (230_) 2.5 TDI Panorama/Combinato	8140.47	03.94 - 04.02	2500	D	85 kW	444	136
DUCATO Bus (230_) 2.8 D	8140.63	02.98 - 04.02	2800	D	64 kW	446	146
DUCATO Bus (230_) 2.8 JTD 4x4	8140.43S	11.00 - 04.02	2798	D	94 kW	446	146
DUCATO Bus (230_) 2.8 JTD	8140.43S	11.00 - 04.02	2798	D	94 kW	446	146
DUCATO Bus (230_) 2.8 TDI 4x4	8140.43	07.99 - 04.02	2800	D	90 kW	446	146
DUCATO Bus (230_) 2.8 TDI	8140.43	10.97 - 05.05	2800	D	90 kW	446	146
DUCATO Bus (244_) 2.0 4x4	RFL	05.02 - 07.06	1998	B	81 kW	442	119
DUCATO Bus (244_) 2.0 Bipower	RFL	11.02 - 07.06	1998	B/G	81 kW	442	119
DUCATO Bus (244_) 2.0 JTD	RHV	12.01 - 07.06	1997	D	62 kW	441	113
DUCATO Bus (244_) 2.0 LPG	RFL	11.02 - 07.06	1998	B/G	71 kW	442	119
DUCATO Bus (244_) 2.0	RFL	12.01 - 07.06	1998	B	81 kW	442	119
DUCATO Bus (244_) 2.3 JTD	F1AE0481C	12.01 - 07.06	2286	D	81 kW	444	132
DUCATO Bus (244_) 2.3 JTD	F1AE0481T	12.09	2287	D	93 kW	444	132
DUCATO Bus (244_) 2.8 JTD 4x4	8140.43S	12.01 - 07.06	2798	D	94 kW	446	146
DUCATO Bus (244_) 2.8 JTD	8140.43N	04.04 - 07.06	2800	D	107 kW	446	146
DUCATO Bus (244_) 2.8 JTD	8140.43S	12.01	2798	D	94 kW	446	146
DUCATO Bus (244_) 2.8 TD 4x4	8140.43	11.03 - 07.06	2800	D	90 kW	446	146
DUCATO Bus (244_) 2.8 TD	8140.43	11.03 - 07.06	2800	D	90 kW	446	146
DUCATO Bus (250_) 100 Multijet 2,2 D	4HV (P22DTE)	07.06 - 05.11	2198	D	74 kW	441	115
DUCATO Bus (250_) 120 Multijet 2,3 D	F1AE0481D	07.06	2287	D	88 kW	444	132
DUCATO Bus (250_) 130 Multijet 2,3 D 4x4	F1AE0481N	06.11	2287	D	96 kW	444	132
DUCATO Bus (250_) 130 Multijet 2,3 D 4x4	F1AE3481D	06.11	2287	D	96 kW	444	132
DUCATO Bus (250_) 130 Multijet 2,3 D 4x4	F1AGL411D	06.11	2287	D	96 kW	444	132
DUCATO Bus (250_) 130 Multijet 2,3 D	F1AE0481N	01.07	2287	D	96 kW	444	132
DUCATO Bus (250_) 130 Multijet 2,3 D	F1AE3481D	01.07	2287	D	96 kW	444	132
DUCATO Bus (250_) 130 Multijet 2,3 D	F1AGL411D	01.07	2287	D	96 kW	444	132
DUCATO Bus (250_) 140 Natural Power	F1CE0441A	04.09	2999	G	100 kW	446	149
DUCATO Bus (250_) 140 Natural Power	F1CFA401A	04.09	2999	G	100 kW	446	151
DUCATO Bus (250_) 150 Multijet 2,3 D 4x4	F1AGL411A	04.15	2287	D	110 kW	444	132
DUCATO Bus (250_) 150 Multijet 2,3 D 4x4	F1AGL411C	04.15	2287	D	110 kW	444	132
DUCATO Bus (250_) 150 Multijet 2,3 D	F1AGL411A	04.15	2287	D	110 kW	444	132
DUCATO Bus (250_) 150 Multijet 2,3 D	F1AGL411C	04.15	2287	D	110 kW	444	132
DUCATO Bus (250_) 160 Multijet 3,0 D 4x4	F1CE0481D	07.06	2999	D	116 kW	446	150
DUCATO Bus (250_) 160 Multijet 3,0 D	F1CE0481D	07.06	2999	D	116 kW	446	150
DUCATO Bus (250_) 160 Multijet 3,0 D	F1CE0481D	10.06	2999	D	115 kW	446	150
DUCATO Kasten (230_) 1.9 D	230 A2.000	03.94 - 04.02	1929	D	51 kW	434	73
DUCATO Kasten (230_) 1.9 D	DJY	04.98 - 04.02	1905	D	50 kW	437	89








							
DUCATO Kasten (230_) 1.9 TD	DHX (XUD9TF/L)	04.98 - 04.02	1905	D	66 kW	437	88
DUCATO Kasten (230_) 1.9 TD	DHX	04.98 - 04.02	1905	D	66 kW	436	86
DUCATO Kasten (230_) 1.9 TD	DHX	05.98 - 11.01	1905	D	59 kW	436	86
DUCATO Kasten (230_) 2.0 JTD	RHV	10.01 - 04.02	1997	D	62 kW	441	113
DUCATO Kasten (230_) 2.5 D 4x4	8140.67	03.94 - 04.02	2500	D	62 kW	445	139
DUCATO Kasten (230_) 2.5 D	8140.67	03.94 - 04.02	2500	D	62 kW	445	139
DUCATO Kasten (230_) 2.5 TD 4x4	8140.47	11.94 - 04.98	2500	D	80 kW	444	136
DUCATO Kasten (230_) 2.5 TD 4x4	8140.47	11.94 - 04.98	2500	D	85 kW	444	136
DUCATO Kasten (230_) 2.5 TDI 4x4	8140.47	05.98 - 04.02	2500	D	85 kW	444	136
DUCATO Kasten (230_) 2.5 TDI	8140.47R	03.94 - 04.02	2500	D	80 kW	444	136
DUCATO Kasten (230_) 2.5 TDI	8140.47	03.94 - 04.02	2500	D	85 kW	444	136
DUCATO Kasten (230_) 2.5 TD	8140.47	06.94 - 08.98	2500	D	80 kW	444	136
DUCATO Kasten (230_) 2.8 D 4x4	8140.63	08.98 - 04.02	2800	D	64 kW	446	146
DUCATO Kasten (230_) 2.8 D	8140.63	05.98 - 05.05	2800	D	64 kW	446	146
DUCATO Kasten (230_) 2.8 JTD 4x4	8140.43S	11.00 - 04.02	2798	D	94 kW	446	146
DUCATO Kasten (230_) 2.8 JTD	8140.43S	11.00 - 04.02	2798	D	94 kW	446	146
DUCATO Kasten (230_) 2.8 TD 4x4	8140.43	05.98 - 09.01	2800	D	90 kW	446	146
DUCATO Kasten (230_) 2.8 TDI 4x4	8140.43	06.99 - 04.02	2800	D	90 kW	446	146
DUCATO Kasten (230_) 2.8 TDI	8140.43	10.97 - 05.05	2800	D	90 kW	446	146
DUCATO Kasten (244_) 2.0 4x4	RFL	05.02 - 07.06	1998	B	81 kW	442	119
DUCATO Kasten (244_) 2.0 Bipower	RFL	11.02 - 07.06	1998	B/G	81 kW	442	119
DUCATO Kasten (244_) 2.0 JTD	RHV	12.01 - 07.06	1997	D	62 kW	441	113
DUCATO Kasten (244_) 2.0 LPG	RFL	11.02 - 07.06	1998	B/G	71 kW	442	119
DUCATO Kasten (244_) 2.0	RFL	12.01 - 07.06	1998	B	81 kW	442	119
DUCATO Kasten (244_) 2.3 JTD	F1AE0481C	12.01 - 01.07	2286	D	81 kW	444	132
DUCATO Kasten (244_) 2.3 JTD	F1AE0481T	09.09 - 12.18	2287	D	93 kW	444	132
DUCATO Kasten (244_) 2.8 JTD 4x4	8140.43S	12.01 - 07.06	2798	D	94 kW	446	146
DUCATO Kasten (244_) 2.8 JTD Power	8140.43N	04.04 - 07.06	2800	D	107 kW	446	146
DUCATO Kasten (244_) 2.8 JTD	8140.43S	12.01 - 09.14	2798	D	94 kW	446	146
DUCATO Kasten (244_) 2.8 JTD	8140.43S	06.05 - 11.10	2798	D	93 kW	446	146
DUCATO Kasten (244_) 2.8 TD 4x4	8140.43	11.03 - 07.06	2800	D	90 kW	446	146
DUCATO Kasten (244_) 2.8 TD	8140.43	12.01 - 07.06	2800	D	90 kW	446	146
DUCATO Kasten (250_) 100 Multijet 2,2 D	4HV (P22DTE)	07.06	2198	D	74 kW	441	115
DUCATO Kasten (250_) 120 Multijet 2,3 D 4x4	F1AE0481D	03.10	2287	D	88 kW	444	132
DUCATO Kasten (250_) 120 Multijet 2,3 D	F1AE0481D	07.06	2287	D	88 kW	444	132
DUCATO Kasten (250_) 130 Multijet 2,3 D 4x4	F1AE0481N	06.11	2287	D	96 kW	444	132
DUCATO Kasten (250_) 130 Multijet 2,3 D 4x4	F1AE3481D	06.11	2287	D	96 kW	444	132
DUCATO Kasten (250_) 130 Multijet 2,3 D 4x4	F1AGL411D	06.11	2287	D	96 kW	444	132
DUCATO Kasten (250_) 130 Multijet 2,3 D	F1AE0481N	08.06	2287	D	96 kW	444	132
DUCATO Kasten (250_) 130 Multijet 2,3 D	F1AE3481D	08.06	2287	D	96 kW	444	132
DUCATO Kasten (250_) 130 Multijet 2,3 D	F1AGL411D	08.06	2287	D	96 kW	444	132
DUCATO Kasten (250_) 140 Natural Power	F1CE0441A	04.09	2999	G	100 kW	446	149
DUCATO Kasten (250_) 140 Natural Power	F1CFA401A	04.09	2999	G	100 kW	446	151
DUCATO Kasten (250_) 150 Multijet 2,3 D 4x4	F1AGL411A	04.15	2287	D	110 kW	444	132
DUCATO Kasten (250_) 150 Multijet 2,3 D 4x4	F1AGL411C	04.15	2287	D	110 kW	444	132
DUCATO Kasten (250_) 150 Multijet 2,3 D	F1AGL411A	12.15	2287	D	110 kW	444	132
DUCATO Kasten (250_) 150 Multijet 2,3 D	F1AGL411C	12.15	2287	D	110 kW	444	132
DUCATO Kasten (250_) 160 Multijet 3,0 D 4x4	F1CE0481D	07.06	2999	D	116 kW	446	150
DUCATO Kasten (250_) 160 Multijet 3,0 D	F1CE0481D	07.06	2999	D	116 kW	446	150
DUCATO Kasten (250_) 180 Multijet 2,3 D	F1AGL411B	12.15	2287	D	130 kW	444	132
DUCATO Kasten (280_) 1.8	XM7T	07.82 - 12.88	1796	B	51 kW	439	105
DUCATO Kasten (280_) 1.9 D	149 B1.000	01.88 - 08.90	1929	D	52 kW	434	73
DUCATO Kasten (280_) 1.9 TD	280 A1.000	03.89 - 08.90	1929	D	60 kW	434	73
DUCATO Kasten (280_) 2.4 D	8144.61	01.82 - 08.90	2428	D	53 kW	445	139
DUCATO Kasten (280_) 2.5 D 4x4	8140.61	09.86 - 05.90	2445	D	55 kW	445	139
DUCATO Kasten (280_) 2.5 D 4x4	8140.61	09.86 - 10.87	2445	D	53 kW	445	139
DUCATO Kasten (280_) 2.5 D 4x4	8144.61	09.86 - 05.90	2428	D	55 kW	445	139
DUCATO Kasten (280_) 2.5 D 4x4	8144.67	03.89 - 08.90	2500	D	55 kW	444	135
DUCATO Kasten (280_) 2.5 D	8140.61	09.86 - 05.90	2445	D	55 kW	445	139
DUCATO Kasten (280_) 2.5 D	8144.67	01.82 - 08.90	2500	D	55 kW	444	135
DUCATO Kasten (280_) 2.5 TD 4x4	8140.27	09.86 - 05.90	2500	D	70 kW	444	135
DUCATO Kasten (280_) 2.5 TD 4x4	8144.21	09.86 - 09.90	2445	D	68 kW	444	136

			<b>ccm</b>		<b>kw</b>		<b>1</b> POS
DUCATO Kasten (280_) 2.5 TD	8140.27	09.86 - 05.90	2500	D	68 kW	444	135
DUCATO Kasten (280_) 2.5 TD	8144.21	02.87 - 02.91	2445	D	68 kW	444	136
DUCATO Kasten (290_) 1.9 D	149 B1.000	04.89 - 03.94	1929	D	52 kW	434	73
DUCATO Kasten (290_) 1.9 TD	280 A1.000	03.89 - 03.94	1929	D	60 kW	434	73
DUCATO Kasten (290_) 2.5 D 4x4	8144.67	07.90 - 03.94	2500	D	55 kW	444	135
DUCATO Kasten (290_) 2.5 D	8144.67	06.90 - 05.94	2500	D	55 kW	444	135
DUCATO Kasten (290_) 2.5 TD 4x4	8140.27	07.90 - 03.94	2500	D	70 kW	444	135
DUCATO Kasten (290_) 2.5 TD	8140.27	07.90 - 03.94	2500	D	70 kW	444	135
DUCATO Panorama (280_) 1.8	XM7T	07.82 - 12.88	1796	B	51 kW	439	105
DUCATO Panorama (280_) 1.9 D	149 B1.000	02.87 - 08.90	1929	D	52 kW	434	73
DUCATO Panorama (280_) 1.9 TD	280 A1.000	03.89 - 08.90	1929	D	60 kW	434	73
DUCATO Panorama (280_) 2.4 D	8144.61	07.82 - 12.85	2428	D	53 kW	445	139
DUCATO Panorama (280_) 2.5 D 4x4	8140.27	09.86 - 05.90	2500	D	68 kW	444	135
DUCATO Panorama (280_) 2.5 D 4x4	8144.67	01.87 - 08.90	2500	D	55 kW	444	135
DUCATO Panorama (280_) 2.5 D	8140.27	09.86 - 05.90	2500	D	68 kW	444	135
DUCATO Panorama (280_) 2.5 D	8144.67	01.86 - 08.90	2500	D	55 kW	444	135
DUCATO Panorama (280_) 2.5 TD 4x4	8144.21	01.86 - 08.90	2445	D	68 kW	444	136
DUCATO Panorama (280_) 2.5 TD	8144.21.220	01.87 - 08.90	2445	D	68 kW	444	136
DUCATO Panorama (280_) 2.5 TD	8144.21	01.87 - 08.90	2445	D	68 kW	444	136
DUCATO Panorama (290_) 1.9 D	149 B1.000	07.90 - 03.94	1929	D	52 kW	434	73
DUCATO Panorama (290_) 1.9 TD	280 A1.000	07.90 - 03.94	1929	D	60 kW	434	73
DUCATO Panorama (290_) 2.5 D 4x4	8144.67	07.90 - 03.94	2500	D	55 kW	444	135
DUCATO Panorama (290_) 2.5 D	8144.67	07.90 - 03.94	2500	D	55 kW	444	135
DUCATO Panorama (290_) 2.5 TD 4x4	8140.27	01.91 - 03.94	2500	D	70 kW	444	135
DUCATO Panorama (290_) 2.5 TD 4x4	8140.27	06.90 - 05.94	2500	D	70 kW	444	135
DUCATO Panorama (290_) 2.5 TD	8140.27	06.90 - 05.94	2500	D	70 kW	444	135
DUCATO Pritsche/Fahrgestell (230_) 1.9 D	230 A2.000	03.94 - 04.02	1929	D	51 kW	434	73
DUCATO Pritsche/Fahrgestell (230_) 1.9 D	DJY	04.98 - 04.02	1905	D	50 kW	437	89
DUCATO Pritsche/Fahrgestell (230_) 1.9 TD	DHX (XUD9TF/L)	04.98 - 04.02	1905	D	66 kW	437	88
DUCATO Pritsche/Fahrgestell (230_) 1.9 TD	DHX	04.98 - 04.02	1905	D	66 kW	436	86
DUCATO Pritsche/Fahrgestell (230_) 1.9 TD	DHX	05.98 - 11.01	1905	D	59 kW	436	86
DUCATO Pritsche/Fahrgestell (230_) 2.0 JTD	RHV	07.01 - 04.02	1997	D	62 kW	441	113
DUCATO Pritsche/Fahrgestell (230_) 2.5 D 4x4	8140.67	03.94 - 04.02	2500	D	62 kW	445	139
DUCATO Pritsche/Fahrgestell (230_) 2.5 D	8140.67	03.94 - 04.02	2500	D	62 kW	445	139
DUCATO Pritsche/Fahrgestell (230_) 2.5 TD 4x4	8140.47	11.94 - 04.98	2500	D	80 kW	444	136
DUCATO Pritsche/Fahrgestell (230_) 2.5 TD 4x4	8140.47	11.94 - 04.98	2500	D	85 kW	444	136
DUCATO Pritsche/Fahrgestell (230_) 2.5 TDI 4x4	8140.47	06.98 - 04.02	2500	D	85 kW	444	136
DUCATO Pritsche/Fahrgestell (230_) 2.5 TDI	8140.47R	03.94 - 04.02	2500	D	80 kW	444	136
DUCATO Pritsche/Fahrgestell (230_) 2.5 TD	8140.47	06.94 - 08.98	2500	D	80 kW	444	136
DUCATO Pritsche/Fahrgestell (230_) 2.5 TD	8140.47	06.94 - 04.98	2500	D	85 kW	444	136
DUCATO Pritsche/Fahrgestell (230_) 2.8 D	8140.63	02.98 - 04.02	2800	D	64 kW	446	146
DUCATO Pritsche/Fahrgestell (230_) 2.8 JTD 4x4	8140.43S	10.01 - 04.02	2798	D	94 kW	446	146
DUCATO Pritsche/Fahrgestell (230_) 2.8 JTD	8140.43S	11.00 - 04.02	2798	D	94 kW	446	146
DUCATO Pritsche/Fahrgestell (230_) 2.8 TD 4x4	8140.63	05.98 - 11.01	2800	D	64 kW	446	146
DUCATO Pritsche/Fahrgestell (230_) 2.8 TDI	8140.43	12.98 - 04.02	2800	D	90 kW	446	146
DUCATO Pritsche/Fahrgestell (230_) 2.8 iTD 4x4	8140.43	05.98 - 09.01	2800	D	90 kW	446	146
DUCATO Pritsche/Fahrgestell (244_) 2.0 JTD	RHV	12.01 - 07.06	1997	D	62 kW	441	113
DUCATO Pritsche/Fahrgestell (244_) 2.0	RFL	04.02 - 07.06	1998	B	81 kW	442	119
DUCATO Pritsche/Fahrgestell (244_) 2.3 JTD	F1AE0481C	12.01 - 07.06	2286	D	81 kW	444	132
DUCATO Pritsche/Fahrgestell (244_) 2.3 JTD	F1AE0481T	12.09 - 07.14	2287	D	93 kW	444	132
DUCATO Pritsche/Fahrgestell (244_) 2.8 JTD 4x4	8140.43S	12.01 - 07.06	2798	D	94 kW	446	146
DUCATO Pritsche/Fahrgestell (244_) 2.8 JTD 4x4	8140.43	11.03 - 07.06	2800	D	90 kW	446	146
DUCATO Pritsche/Fahrgestell (244_) 2.8 JTD Power	8140.43N	04.04 - 07.06	2800	D	107 kW	446	146
DUCATO Pritsche/Fahrgestell (244_) 2.8 JTD	8140.43S	12.01 - 07.06	2798	D	94 kW	446	146
DUCATO Pritsche/Fahrgestell (244_) 2.8 JTD	8140.43	11.03 - 07.06	2800	D	90 kW	446	146
DUCATO Pritsche/Fahrgestell (250_) 100 Multijet 2,2 D	4HV (P22DTE)	07.06	2198	D	74 kW	441	115
DUCATO Pritsche/Fahrgestell (250_) 120 Multijet 2,3 D 4x4	F1AE0481D	03.10	2287	D	88 kW	444	132
DUCATO Pritsche/Fahrgestell (250_) 120 Multijet 2,3 D	F1AE0481D	07.06	2287	D	88 kW	444	132
DUCATO Pritsche/Fahrgestell (250_) 130 Multijet 2,3 D	F1AE0481N	08.06	2287	D	96 kW	444	132
DUCATO Pritsche/Fahrgestell (250_) 130 Multijet 2,3 D	F1AE3481D	08.06	2287	D	96 kW	444	132
DUCATO Pritsche/Fahrgestell (250_) 130 Multijet 2,3 D	F1AGL411D	08.06	2287	D	96 kW	444	132
DUCATO Pritsche/Fahrgestell (250_) 140 Natural Power	F1CE0441A	04.09	2999	G	100 kW	446	149










DUCATO Pritsche/Fahrgestell (250_) 140 Natural Power	F1CFA401A	04.09	2999	G	100 kW	446	151
DUCATO Pritsche/Fahrgestell (250_) 150 Multijet 2,3 D	F1AGL411C	12.15	2287	D	110 kW	444	132
DUCATO Pritsche/Fahrgestell (250_) 160 Multijet 3,0 D	F1CE0481D	07.06	2999	D	116 kW	446	150
DUCATO Pritsche/Fahrgestell (250_) 180 Multijet 2,3 D	F1AGL411B	12.15	2287	D	130 kW	444	132
DUCATO Pritsche/Fahrgestell (280_) 1.9 D	149 B1.000	01.88 - 08.90	1929	D	52 kW	434	73
DUCATO Pritsche/Fahrgestell (280_) 1.9 TD	280 A1.000	03.89 - 08.90	1929	D	60 kW	434	73
DUCATO Pritsche/Fahrgestell (280_) 2.5 D 4x4	8144.67	03.89 - 08.90	2500	D	55 kW	444	135
DUCATO Pritsche/Fahrgestell (280_) 2.5 D	8144.67	07.82 - 08.90	2500	D	55 kW	444	135
DUCATO Pritsche/Fahrgestell (280_) 2.5 TD 4x4	8140.27	09.86 - 05.90	2500	D	68 kW	444	135
DUCATO Pritsche/Fahrgestell (280_) 2.5 TD 4x4	8144.21	01.86 - 08.90	2445	D	68 kW	444	136
DUCATO Pritsche/Fahrgestell (280_) 2.5 TD	8140.27	09.86 - 05.90	2500	D	68 kW	444	135
DUCATO Pritsche/Fahrgestell (280_) 2.5 TD	8144.21	01.86 - 08.90	2445	D	68 kW	444	136
DUCATO Pritsche/Fahrgestell (290_) 1.9 D	149 B1.000	06.90 - 05.94	1929	D	51 kW	434	73
DUCATO Pritsche/Fahrgestell (290_) 1.9 TD	280 A1.000	03.89 - 03.94	1929	D	60 kW	434	73
DUCATO Pritsche/Fahrgestell (290_) 2.5 D 4x4	8144.67	07.90 - 03.94	2500	D	55 kW	444	135
DUCATO Pritsche/Fahrgestell (290_) 2.5 D	8144.67	03.89 - 03.94	2500	D	55 kW	444	135
DUCATO Pritsche/Fahrgestell (290_) 2.5 TD 4x4	8140.27	07.90 - 03.94	2500	D	70 kW	444	135
DUCATO Pritsche/Fahrgestell (290_) 2.5 TD	8140.27	07.90 - 03.94	2500	D	70 kW	444	135
DUNA (146_) 1.7 DS	149 B3.000	01.87 - 12.91	1698	D	44 kW	434	73
DUNA (146_) 70 1.3	146 A5.000	01.87 - 12.91	1301	B	49 kW	443	125
DUNA Stufenheck (146_) 0.9	146 A.048	07.91 - 10.95	903	B	33 kW	424	2
DUNA Stufenheck (146_) 1.1	146 A4.048	07.91 - 07.96	1116	B	43 kW	430	46
DUNA Stufenheck (146_) 1.3 D (146A)	146 B1.000	05.88 - 04.92	1301	D	33 kW	428	35
DUNA Stufenheck (146_) 1.3 MPI	127 A2.011	04.88 - 10.01	1297	B	45 kW	428	34
DUNA Stufenheck (146_) 1.5	138 B3.000	04.88 - 12.95	1498	B	60 kW	442	123
DUNA Stufenheck (146_) 1.6	159 A3.000	07.91 - 09.00	1581	B	63 kW	442	123
DUNA Stufenheck (146_) 1.7 D	149 B3.000	01.99 - 10.01	1698	D	44 kW	434	73
DUNA Weekend (146_) 1.7 DS	146 B2.000	01.87 - 10.01	1698	D	44 kW	434	73
DUNA Weekend (146_) 1.7 DS	149 B3.000	01.87 - 10.01	1698	D	44 kW	434	73
DUNA Weekend (146_) 70 1.3	146 A5.000	01.87 - 12.91	1301	B	49 kW	443	125
ELBA (146_) 1.3 Álcool	146 A5.011	10.85 - 11.89	1297	E	43 kW	428	34
ELBA (146_) 1.3	127 A2.011	03.86 - 12.93	1297	B	43 kW	428	34
ELBA (146_) 1.3	127 A2.011	04.91 - 10.93	1297	B	43 kW	428	34
ELBA (146_) 1.3	146 A5.000	04.91 - 02.95	1301	B	49 kW	443	125
ELBA (146_) 1.5 Álcool	146 A3.011	10.85 - 09.93	1497	E	52 kW	428	34
ELBA (146_) 1.5 Álcool	146 D1.011	06.93 - 10.96	1497	E	49 kW	428	34
ELBA (146_) 1.5	149 C1.000	03.86 - 09.93	1498	B	52 kW	443	125
ELBA (146_) 1.5	149 C1.000	01.92 - 12.96	1498	B	49 kW	443	125
ELBA (146_) 1.5	149 C1.000	01.92 - 12.96	1498	B	55 kW	443	125
ELBA (146_) 1.6	159 A3.000	04.89 - 12.93	1581	B	62 kW	442	123
ELBA (146_) 1.7 D	146 B2.000	04.89 - 12.96	1698	D	43 kW	434	73
ELBA (146_) 1.7 D	146 B2.000	04.91 - 10.97	1698	D	42 kW	434	73
FIORINO (127_) 1050	127 A.000	01.80 - 12.87	1049	B	37 kW	428	34
FIORINO (127_) 900	100 GL.000	10.77 - 10.86	903	B	33 kW	424	3
FIORINO (147_) 1.0	127 A.000	01.80 - 12.87	1049	B	37 kW	428	34
FIORINO (147_) 1.0	156 A.000	12.86 - 04.88	1049	B	41 kW	429	37
FIORINO (147_) 1.3 D	127 A5.000	03.82 - 01.88	1301	D	33 kW	428	35
FIORINO (147_) 1.3	146 A5.000	12.87 - 08.93	1301	B	49 kW	443	125
FIORINO Großraumlimousine (146_) 1.3 (146AW)	146 A5.000	01.88 - 10.92	1301	B	49 kW	443	125
FIORINO Großraumlimousine (146_) 1.4 iE (146RB)	146 C5.000	10.93 - 10.96	1372	B	52 kW	431	51
FIORINO Großraumlimousine (146_) 1.5 (149A9)	149 C1.000	01.88 - 10.92	1498	B	55 kW	443	125
FIORINO Großraumlimousine (146_) 1.7 (146C1)	146 B2.000	01.88 - 10.92	1698	D	44 kW	434	73
FIORINO Großraumlimousine (147_) 1.3 D	127 A5.000	01.82 - 01.88	1301	D	33 kW	428	35
FIORINO Großraumlimousine (225_) 1.3 JTD Multijet (225BxB1A, 225BxB11)	199 A2.000	11.07	1248	D	55 kW	425	10
FIORINO Großraumlimousine (225_) 1.3 JTD Multijet (225BxB1A, 225BxB11)	199 A9.000	11.07	1248	D	55 kW	425	8
FIORINO Großraumlimousine (225_) 1.3 JTD Multijet (225BxE1A)	199 B1.000	01.11	1248	D	70 kW	425	8
FIORINO Großraumlimousine (225_) 1.4 (225AXA1A)	350 A1.000	07.14	1368	B	57 kW	428	28
FIORINO Großraumlimousine (225_) 1.4 (225BXA1A)	KFT	11.07	1360	B	54 kW	428	32
FIORINO Großraumlimousine (225_) 1.4 (225BXA1A)	KFV	11.07	1360	B	54 kW	428	32
FIORINO Großraumlimousine (225_) 1.4 CNG (225AXC1A)	350 A1.000	07.14	1368	B/G	51 kW	428	28
FIORINO Großraumlimousine (225_) 1.4 CNG (225AXC1A, 225BXC1A)	350 A1.000	06.08	1368	B/G	57 kW	428	28
FIORINO Kasten/Großraumlimousine (146_) 1.0 iE	156 A2.246	11.92 - 04.96	999	B	33 kW	425	13

			<b>ccm</b>		<b>kw</b>		<b>1 POS</b>
FIORINO Kasten/Großraumlimousine (146_) 1.0	146 A7.011	01.94 - 07.95	994	B	41 kW	428	34
FIORINO Kasten/Großraumlimousine (146_) 1.0	146 A7.011	01.96 - 12.96	994	B	43 kW	428	34
FIORINO Kasten/Großraumlimousine (146_) 1.0	146 B4.011	01.94 - 07.95	994	B	41 kW	428	34
FIORINO Kasten/Großraumlimousine (146_) 1.2	178 B5.000	02.03	1242	B	50 kW	427	22
FIORINO Kasten/Großraumlimousine (146_) 1.3 D	127 A5.000	03.89 - 08.97	1301	D	33 kW	428	35
FIORINO Kasten/Großraumlimousine (146_) 1.3 Álcool	146 A5.011	05.88 - 11.93	1297	E	44 kW	428	34
FIORINO Kasten/Großraumlimousine (146_) 1.3	146 A4.011	05.88 - 09.98	1297	B	43 kW	428	34
FIORINO Kasten/Großraumlimousine (146_) 1.4	146 C5.000	01.89 - 03.00	1372	B	46 kW	431	51
FIORINO Kasten/Großraumlimousine (146_) 1.4	146 C5.000	11.92 - 10.96	1372	B	52 kW	431	51
FIORINO Kasten/Großraumlimousine (146_) 1.5 (2550444)	146 A3.011	09.95 - 06.02	1497	B	56 kW	428	34
FIORINO Kasten/Großraumlimousine (146_) 1.5 (2550444)	178 A5.011	09.95 - 06.02	1497	B	56 kW	428	34
FIORINO Kasten/Großraumlimousine (146_) 1.5 (2552220)	146 A2.011	05.88 - 11.93	1497	B	47 kW	428	34
FIORINO Kasten/Großraumlimousine (146_) 1.5 SPI (2550431, 2554241)	146 A3.011	11.94 - 09.96	1497	B	49 kW	428	34
FIORINO Kasten/Großraumlimousine (146_) 1.5 SPI (2550431, 2554241)	146 B8.011	11.94 - 09.96	1497	B	49 kW	428	34
FIORINO Kasten/Großraumlimousine (146_) 1.5 SPI (2550431, 2554241)	149 C1.000	11.94 - 09.96	1498	B	49 kW	443	125
FIORINO Kasten/Großraumlimousine (146_) 1.5 Álcool (2550441)	146 D1.011	11.94 - 09.96	1497	E	54 kW	428	34
FIORINO Kasten/Großraumlimousine (146_) 1.5 Álcool (2552990)	146 A3.011	05.88 - 11.93	1497	E	52 kW	428	34
FIORINO Kasten/Großraumlimousine (146_) 1.5 Álcool	146 A3.011	01.97 - 12.04	1497	E	57 kW	428	34
FIORINO Kasten/Großraumlimousine (146_) 1.5 Álcool	178 A6.011	01.97 - 12.04	1497	E	57 kW	428	34
FIORINO Kasten/Großraumlimousine (146_) 1.7 D	146 B2.000	01.88 - 03.00	1698	D	44 kW	434	73
FIORINO Kasten/Großraumlimousine (146_) 1.7 TD	146 D7.000	11.96 - 05.00	1698	D	46 kW	434	73
FIORINO Kasten/Großraumlimousine (146_) 1.7 TD	176 A3.000	01.04 - 08.06	1698	D	52 kW	434	73
FIORINO Kasten/Großraumlimousine (146_) 60 1.7 D	146 B2.000	05.88 - 10.96	1698	D	42 kW	434	73
FIORINO Kasten/Großraumlimousine (146_) 60 1.7 D	149 B3.000	05.88 - 05.00	1698	D	44 kW	434	73
FIORINO Kasten/Großraumlimousine (146_) 65 1.7 TD	146 D7.000	01.97 - 05.01	1698	D	46 kW	434	73
FIORINO Kasten/Großraumlimousine (146_) 70 1.3	146 A5.000	01.88 - 12.94	1301	B	49 kW	443	125
FIORINO Kasten/Großraumlimousine (146_) 70 i.e. 1.4	146 C5.000	05.94 - 05.01	1372	B	49 kW	431	51
FIORINO Kasten/Großraumlimousine (146_) 75 i.e. 1.5	149 C1.000	05.88 - 12.93	1498	B	55 kW	443	125
FIORINO Kasten/Großraumlimousine (225_) 1.3 D Multijet (225BXD1A, 225BxB1A, 225BXC1A)	199 A2.000	11.07	1248	D	55 kW	425	10
FIORINO Kasten/Großraumlimousine (225_) 1.3 D Multijet (225BXD1A, 225BxB1A, 225BXC1A)	199 A9.000	11.07	1248	D	55 kW	425	8
FIORINO Kasten/Großraumlimousine (225_) 1.3 D Multijet (225BXE1A)	199 B1.000	07.09	1248	D	70 kW	425	8
FIORINO Kasten/Großraumlimousine (225_) 1.3 Flex	178 E9.011	01.07 - 12.13	1242	B/E	52 kW	427	23
FIORINO Kasten/Großraumlimousine (225_) 1.4 (225AXA1A, 225BXA1A)	350 A1.000	10.09	1368	B	57 kW	428	28
FIORINO Kasten/Großraumlimousine (225_) 1.4 (225BXA1A, 225BXF1A)	KFT	11.07	1360	B	54 kW	428	32
FIORINO Kasten/Großraumlimousine (225_) 1.4 (225BXA1A, 225BXF1A)	KFV	11.07	1360	B	54 kW	428	32
FIORINO Kasten/Großraumlimousine (225_) 1.4 Natural Power (225AXC1A, 225BXC1A)	350 A1.000	06.08	1368	B/G	51 kW	428	28
FIORINO Kasten/Großraumlimousine (225_) 1.4 Natural Power (225BXC1A, 225AXC1A)	350 A1.000	06.08	1368	B/G	57 kW	428	28
FIORINO Pick up (146_) 1.0	146 A7.011	01.96 - 12.96	994	B	43 kW	428	34
FIORINO Pick up (146_) 1.0	146 A7.011	01.94 - 07.95	994	B	41 kW	428	34
FIORINO Pick up (146_) 1.0	146 B4.011	01.94 - 07.95	994	B	41 kW	428	34
FIORINO Pick up (146_) 1.3 Álcool	146 A5.011	05.88 - 11.93	1297	E	44 kW	428	34
FIORINO Pick up (146_) 1.3	146 A4.011	05.88 - 09.98	1297	B	43 kW	428	34
FIORINO Pick up (146_) 1.3	146 A5.000	01.88 - 12.94	1301	B	49 kW	443	125
FIORINO Pick up (146_) 1.4	146 C5.000	01.89 - 03.00	1372	B	46 kW	431	51
FIORINO Pick up (146_) 1.4	146 C5.000	10.93 - 10.96	1372	B	52 kW	431	51
FIORINO Pick up (146_) 1.5 (2553120)	146 A2.011	05.88 - 11.93	1497	B	47 kW	428	34
FIORINO Pick up (146_) 1.5 (2553120)	146 D1.011	05.88 - 11.93	1497	B	47 kW	428	34
FIORINO Pick up (146_) 1.5 MPI (2553844, 2553845, 2553944)	149 C1.000	01.97 - 12.99	1498	B	56 kW	443	125
FIORINO Pick up (146_) 1.5 MPI (2553844, 2553845, 2553944)	178 A5.011	01.97 - 12.99	1497	B	56 kW	428	34
FIORINO Pick up (146_) 1.5 SPI (2553031)	146 B8.011	11.94 - 09.96	1497	B	49 kW	428	34
FIORINO Pick up (146_) 1.5 SPI (2553031)	146 D1.011	11.94 - 09.96	1497	B	49 kW	428	34
FIORINO Pick up (146_) 1.5 Álcool (2553041)	146 D1.011	11.94 - 09.96	1497	E	54 kW	428	34
FIORINO Pick up (146_) 1.5 Álcool (2553190, 2553290, 2553291)	146 A3.011	01.89 - 12.93	1497	E	52 kW	428	34
FIORINO Pick up (146_) 1.7 D	146 B2.000	10.93 - 10.99	1698	D	42 kW	434	73
FIORINO Pick up (146_) 1.7 D	149 B3.000	05.88 - 10.99	1698	D	44 kW	434	73
FIORINO Pick up (146_) 1.7 TD	146 D7.000	01.97 - 05.01	1698	D	46 kW	434	73
FIORINO Pick up (147_) 1.0	127 A.000	06.82 - 10.87	1049	B	37 kW	428	34
FIORINO Pick up (147_) 1.0	127A.046	06.82 - 10.87	1049	B	37 kW	429	36
FIORINO Pick up (147_) 1.0	156 A.000	12.86 - 10.89	1049	B	41 kW	429	37
FIORINO Pick up (147_) 1.0	156 A.000	06.82 - 10.87	1049	B	37 kW	429	37
FIORINO Pick up (147_) 1.3 D	127 A5.000	05.84 - 12.88	1301	D	33 kW	428	35
FIORINO Pick up (147_) 1.3 Álcool	146 A5.011	09.81 - 04.88	1297	E	46 kW	428	34








FIORINO Pick up (147_) 1.3	127 A2.011	09.81 - 04.88	1297	B	46 kW	428	34
FREEMONT (345_) 2.0 JTD 4x4	939 B5.000	08.11	1956	D	120 kW	435	78
FREEMONT (345_) 2.0 JTD 4x4	939 B5.000	08.11	1956	D	125 kW	435	78
FREEMONT (345_) 2.0 JTD 4x4	940 A5.000	08.11	1956	D	125 kW	435	77
FREEMONT (345_) 2.0 JTD	939 B5.000	08.11	1956	D	120 kW	435	78
FREEMONT (345_) 2.0 JTD	939 B5.000	08.11	1956	D	103 kW	435	78
FREEMONT (345_) 2.0 JTD	939 B5.000	08.11	1956	D	125 kW	435	78
FREEMONT (345_) 2.0 JTD	939 B5.000	08.11	1956	D	100 kW	435	78
FREEMONT (345_) 2.0 JTD	940 A5.000	08.11	1956	D	103 kW	435	77
FREEMONT (345_) 2.0 JTD	940 A5.000	08.11	1956	D	125 kW	435	77
FREEMONT (345_) 3.6 4x4	ERB	08.11	3604	B	206 kW	446	152
FREEMONT (345_) 3.6	ERB	08.11 - 12.16	3604	B	206 kW	446	152
GRAND SIENA (372_, 197) 1.0 Flex	310 A1.011	06.12	999	B/E	55 kW	425	12
GRAND SIENA (372_, 197) 1.6 Flex	310 A5.011	03.12 - 12.18	1598	B/E	86 kW	429	39
GRANDE PUNTO (199_) 1.2 LPG (199BXA1A, 199AXA1A)	199 A4.000	06.08 - 12.12	1242	B/G	51 kW	426	17
GRANDE PUNTO (199_) 1.2	169 A4.000	09.10	1242	B	51 kW	426	17
GRANDE PUNTO (199_) 1.2	199 A4.000	10.05	1242	B	48 kW	426	17
GRANDE PUNTO (199_) 1.3 D Multijet (199.AXD11, 199.AXD1A, 199.AXD1B,...)	199 A3.000	10.05 - 04.11	1248	D	66 kW	425	8
GRANDE PUNTO (199_) 1.3 D Multijet	199 A2.000	06.09 - 07.14	1248	D	56 kW	425	10
GRANDE PUNTO (199_) 1.3 D Multijet	199 A2.000	10.05 - 06.13	1248	D	55 kW	425	10
GRANDE PUNTO (199_) 1.3 D Multijet	199 A2.000	01.12 - 01.13	1248	D	68 kW	425	10
GRANDE PUNTO (199_) 1.3 D Multijet	199 A9.000	10.05 - 06.13	1248	D	55 kW	425	8
GRANDE PUNTO (199_) 1.3 D Multijet	199 B2.000	07.08	1248	D	51 kW	425	8
GRANDE PUNTO (199_) 1.3 D Multijet	199 B4.000	04.10	1248	D	62 kW	425	8
GRANDE PUNTO (199_) 1.3 D Multijet	223 A9.000	04.10	1248	D	62 kW	425	8
GRANDE PUNTO (199_) 1.4 (199AXB11, 199AXB1A, 199BXB1A, 199AXL1A)	350 A1.000	06.05 - 12.15	1368	B	57 kW	428	28
GRANDE PUNTO (199_) 1.4 (199AXB1A)	199 A7.000	10.05 - 07.07	1368	B	55 kW	428	28
GRANDE PUNTO (199_) 1.4 16V	198 A1.000	09.07 - 07.12	1368	B	112 kW	427	26
GRANDE PUNTO (199_) 1.4 LPG	350 A1.000	12.08	1368	B/G	57 kW	428	28
GRANDE PUNTO (199_) 1.4 Natural Power	350 A1.000	07.08	1368	B/G	57 kW	428	28
GRANDE PUNTO (199_) 1.4 T-Jet (199AXM1A, 199BXM1A, 199BXN1A)	198 A4.000	07.06	1368	B	88 kW	427	26
GRANDE PUNTO (199_) 1.6 D Multijet	955 A3.000	07.08	1598	D	88 kW	429	43
GRANDE PUNTO (199_) 1.6	310 A5.011	02.11	1598	B	85 kW	429	39
GRANDE PUNTO (199_) 1.8 Flex	J2	08.07 - 06.10	1796	B/E	85 kW	431	55
GRANDE PUNTO (199_) 1.8 Flex	Y2	08.07 - 06.10	1796	B/E	85 kW	431	55
GRANDE PUNTO (199_) 1.9 D Multijet	199 A5.000	10.05	1910	D	96 kW	432	64
GRANDE PUNTO (199_) 1.9 D Multijet	939 A1.000	10.05	1910	D	88 kW	432	58
GRANDE PUNTO Van (199_) 1.3 JTD Multijet (199CXC1A)	199 A2.000	02.06 - 06.13	1248	D	55 kW	425	10
GRANDE PUNTO Van (199_) 1.3 JTD Multijet (199CXD1B)	199 A3.000	02.06 - 08.10	1248	D	66 kW	425	8
GRANDE PUNTO Van (199_) 1.4 (199CXB1A, 199DXB1A)	350 A1.000	02.06 - 06.13	1368	B	57 kW	428	28
GRANDE PUNTO Van (199_) 1.4 LPG (199CXB1A, 199DXB1A)	350 A1.000	03.09 - 12.12	1368	B/G	57 kW	428	28
GRANDE PUNTO Van (199_) 1.4 Natural Power (199BXB1A)	350 A1.000	03.09 - 12.12	1368	B/G	57 kW	428	28
IDEA (350_) 1.2 16V	188 A5.000	01.04	1242	B	59 kW	427	24
IDEA (350_) 1.3 D Multijet	188 A9.000	01.04	1248	D	51 kW	425	10
IDEA (350_) 1.3 D Multijet	199 A3.000	10.05	1248	D	66 kW	425	8
IDEA (350_) 1.3 D Multijet	199 B1.000	05.08 - 12.12	1248	D	70 kW	425	8
IDEA (350_) 1.4 16V	843 A1.000	01.04	1368	B	70 kW	427	27
IDEA (350_) 1.4 LPG	350 A1.000	10.04	1368	B/G	57 kW	428	28
IDEA (350_) 1.4	192 B2.000	12.03	1368	B	66 kW	427	27
IDEA (350_) 1.4	350 A1.000	10.05	1368	B	57 kW	428	28
IDEA (350_) 1.6 D Multijet	350 A2.000	05.08	1598	D	88 kW	430	44
IDEA (350_) 1.6 Flex	310 A5.011	08.10 - 12.16	1598	B/E	86 kW	429	39
IDEA (350_) 1.6	310 A5.011	08.10	1598	B	85 kW	429	39
IDEA (350_) 1.6	310 A5.011	08.10	1598	B	77 kW	429	39
IDEA (350_) 1.8 Flex	93313090-7U	09.05 - 07.10	1796	B/E	84 kW	431	55
IDEA (350_) 1.8 Flex	93313090-7U	09.05 - 07.10	1796	B/E	82 kW	431	55
IDEA (350_) 1.8	93313090-7U	01.08 - 07.10	1796	B	81 kW	431	55
IDEA (350_) 1.8	93313090-7U	09.05 - 07.10	1796	B	82 kW	431	55
IDEA (350_) 1.8	93313090-7U	10.05 - 02.11	1796	B	77 kW	431	55
IDEA (350_) 1.8	93313090-7U	01.06 - 12.09	1796	B	84 kW	431	55
IDEA (350_) 1.9 JTD	188 B2.000	01.04	1910	D	74 kW	432	64
IDEA Van (350_) 1.4 (350BXA1A)	843 A1.000	10.04 - 12.12	1368	B	70 kW	427	27

			<b>ccm</b>		<b>kw</b>		<b>1</b> POS
IDEA Van (350_) JTD Multijet (350BXB1A)	188 A9.000	10.04 - 12.11	1248	D	51 kW	425	10
IDEA Van (350_) JTD Multijet (350BXC1A)	199 A3.000	04.05 - 12.10	1248	D	66 kW	425	8
IDEA Van (350_) MJTD (350BXD1A)	188 B2.000	10.04 - 12.10	1910	D	74 kW	432	64
LINEA (323_, 110_) 1.3 D Multijet (323AXB11, 323AXB1A)	199 A3.000	06.07	1248	D	66 kW	425	8
LINEA (323_, 110_) 1.3 D Multijet (323AXB1A)	199 A3.000	09.09	1248	D	70 kW	425	8
LINEA (323_, 110_) 1.3 D Multijet (323AXB1A)	199 B1.000	09.09	1248	D	70 kW	425	8
LINEA (323_, 110_) 1.3 D Multijet	199 A3.000	11.08 - 12.19	1248	D	68 kW	425	8
LINEA (323_, 110_) 1.3 JTD Multijet (323AXB1A)	199 A2.000	01.08	1248	D	65 kW	425	10
LINEA (323_, 110_) 1.3 JTD Multijet (323AXB1A)	199 A3.000	10.06	1248	D	63 kW	425	8
LINEA (323_, 110_) 1.4 T-Jet (323AXC1A)	198 A4.000	05.07	1368	B	88 kW	427	26
LINEA (323_, 110_) 1.4 T-Jet	198 A1.000	10.08 - 12.12	1368	B	112 kW	427	26
LINEA (323_, 110_) 1.4	350 A1.000	06.07	1368	B	57 kW	428	28
LINEA (323_, 110_) 1.6 (323.AXF1A)	310 A5.011	10.11	1598	B	81 kW	429	39
LINEA (323_, 110_) 1.6 D Multijet	198 A3.000	06.09	1598	D	77 kW	429	42
LINEA (323_, 110_) 1.9 16V	310 A3.011	06.09	1839	B	93 kW	431	56
LINEA (323_, 110_) 1.9 Flex	310 A3.011	10.08 - 08.10	1839	B/E	97 kW	431	56
MAREA (185_) 1.2 16V	182 B2.000	10.98 - 05.02	1242	B	60 kW	427	24
MAREA (185_) 1.4 80 12V	182 A3.000	09.96 - 05.02	1370	B	59 kW	432	62
MAREA (185_) 1.6 100 16V Bipower	185 A3.000	04.99 - 05.02	1581	B/G	76 kW	443	127
MAREA (185_) 1.6 100 16V Bipower	186 A4.000	04.99 - 05.02	1581	B/G	76 kW	443	127
MAREA (185_) 1.6 100 16V	182 A4.000	09.96 - 04.05	1581	B	76 kW	443	129
MAREA (185_) 1.6 16V	185 A3.000	04.97 - 02.99	1581	B	75 kW	443	127
MAREA (185_) 1.6 SX	182 B5.098	09.00 - 08.02	1581	B	72 kW	443	128
MAREA (185_) 1.6	182 B6.000	01.03 - 12.07	1596	B	78 kW	431	53
MAREA (185_) 1.6	182 B6.000	09.00 - 08.02	1596	B	76 kW	431	53
MAREA (185_) 1.6	185 A3.000	03.99 - 08.00	1581	B	68 kW	443	127
MAREA (185_) 1.8 115 16V	182 A2.000	09.96 - 05.02	1747	B	83 kW	432	61
MAREA (185_) 1.8	183 A1.000	09.96 - 12.07	1747	B	97 kW	432	61
MAREA (185_) 1.9 JTD 105 (185AXN1A)	182 B4.000	12.98 - 12.02	1910	D	77 kW	432	64
MAREA (185_) 1.9 JTD 110 (185AXT1A)	186 A6.000	03.99 - 02.03	1910	D	81 kW	432	64
MAREA (185_) 1.9 JTD	182 B4.000	03.00 - 12.07	1910	D	79 kW	432	64
MAREA (185_) 1.9 JTD	182 B9.000	03.00 - 12.07	1910	D	79 kW	432	64
MAREA (185_) 1.9 TD 100 (185AX_)	182 A7.000	05.96 - 12.02	1910	D	74 kW	432	63
MAREA (185_) 1.9 TD 75	182 A8.000	09.96 - 05.02	1910	D	55 kW	432	63
MAREA (185_) 2.0 150 20V	182 A1.000	09.96 - 03.01	1998	B	108 kW	432	60
MAREA (185_) 2.0 150 20V	185 A8.000	03.97 - 02.03	1998	B	110 kW	433	67
MAREA (185_) 2.0 155 20V	182 B7.000	04.99 - 06.04	1998	B	113 kW	432	61
MAREA (185_) 2.0	185 A4.011	12.98 - 12.07	1998	B	134 kW	433	66
MAREA (185_) 2.0	185 A5.011	05.98 - 09.00	1998	B	104 kW	433	66
MAREA (185_) 2.4 JTD 130	185 A6.000	04.99 - 05.02	2387	D	96 kW	432	64
MAREA (185_) 2.4 JTD 130	839 A5.000	04.99 - 05.02	2387	D	96 kW	432	64
MAREA (185_) 2.4 TD 125	185 A2.000	09.96 - 04.99	2387	D	91 kW	433	65
MAREA (185_) 2.4	185 A7.011	08.00 - 12.07	2446	B	118 kW	435	80
MAREA Weekend (185_) 1.2 16V	182 B2.000	10.98 - 05.02	1242	B	60 kW	427	24
MAREA Weekend (185_) 1.4 80 12V	182 A3.000	09.96 - 05.02	1370	B	59 kW	432	62
MAREA Weekend (185_) 1.6 100 16V	182 A4.000	09.96 - 05.02	1581	B	76 kW	443	129
MAREA Weekend (185_) 1.6	182 B6.000	06.05 - 12.07	1596	B	78 kW	431	53
MAREA Weekend (185_) 1.6	182 B6.000	09.00 - 08.02	1596	B	76 kW	431	53
MAREA Weekend (185_) 1.8 115 16V	182 A2.000	09.96 - 05.02	1747	B	83 kW	432	61
MAREA Weekend (185_) 1.8	183 A1.000	08.99 - 12.07	1747	B	97 kW	432	61
MAREA Weekend (185_) 1.9 JTD 105 (185BXN1A)	182 B4.000	12.98 - 12.02	1910	D	77 kW	432	64
MAREA Weekend (185_) 1.9 JTD 110 (185BXT1A)	186 A6.000	03.99 - 02.03	1910	D	81 kW	432	64
MAREA Weekend (185_) 1.9 TD 100 (185BX_)	182 A7.000	09.96 - 06.03	1910	D	74 kW	432	63
MAREA Weekend (185_) 1.9 TD 100 (185BX_)	182 B9.000	09.96 - 06.03	1910	D	74 kW	432	64
MAREA Weekend (185_) 1.9 TD 75	182 A8.000	09.96 - 05.02	1910	D	55 kW	432	63
MAREA Weekend (185_) 2.0 150 20V	182 A1.000	09.96 - 02.00	1998	B	108 kW	432	60
MAREA Weekend (185_) 2.0 150 20V	185 A8.000	01.01 - 05.02	1998	B	110 kW	433	67
MAREA Weekend (185_) 2.0 155 20V	182 B7.000	04.99 - 06.04	1998	B	113 kW	432	61
MAREA Weekend (185_) 2.0	185 A4.011	12.98 - 03.07	1998	B	134 kW	433	66
MAREA Weekend (185_) 2.0	185 A5.011	08.98 - 09.00	1998	B	104 kW	433	66
MAREA Weekend (185_) 2.4 JTD 130	185 A6.000	04.99 - 05.02	2387	D	96 kW	432	64
MAREA Weekend (185_) 2.4 JTD 130	839 A5.000	04.99 - 05.02	2387	D	96 kW	432	64








MAREA Weekend (185_) 2.4 TD 125	185 A2.000	09.96 - 04.99	2387	D	91 kW	433	65
MAREA Weekend (185_) 2.4	185 A7.011	07.00 - 12.07	2446	B	118 kW	435	80
MILLE (146_) 1.0 Flex	146 E1.011	01.10 - 12.13	999	B/E	49 kW	425	12
MOBI (341) 1.0 Flex	310 A1.011	01.16	999	B/E	55 kW	425	12
MOBI (341) 1.0	310 A1.011	09.16	999	B	51 kW	425	12
MULTIPLA (186_) 1.6 (186AXC1A)	182 B6.000	03.01 - 08.05	1596	B	74 kW	431	53
MULTIPLA (186_) 1.6 (186AXC1A, 186BMC1A, 186BXC1A)	182 B6.000	09.00 - 06.10	1596	B	76 kW	431	53
MULTIPLA (186_) 1.6 100 16V (186AXA1A)	182 A4.000	04.99 - 06.10	1581	B	76 kW	443	129
MULTIPLA (186_) 1.6 16V (186AGB1A)	182 B6.000	04.02 - 06.10	1596	B	70 kW	431	53
MULTIPLA (186_) 1.6 16V Bipower (186AMB1A)	186 A4.000	04.99 - 06.10	1581	B/G	76 kW	443	127
MULTIPLA (186_) 1.6 16V Bipower (186AXC1A)	182 B6.000	10.01 - 06.10	1596	B/G	76 kW	431	53
MULTIPLA (186_) 1.6 16V Blpower (186AMA1A)	186 A3.000	04.99 - 06.10	1581	B/G	70 kW	443	127
MULTIPLA (186_) 1.6 16V GPL	182 B6.000	10.01 - 06.10	1596	B/G	76 kW	431	53
MULTIPLA (186_) 1.6 16V	182 A4.000	04.99 - 04.02	1581	B	85 kW	443	129
MULTIPLA (186_) 1.6 Natural Power (186AGB1A05)	182 B6.000	11.08 - 06.10	1596	B/G	77 kW	431	53
MULTIPLA (186_) 1.6	182 B6.000	05.04 - 08.05	1596	B	68 kW	431	53
MULTIPLA (186_) 1.9 JTD (186AXE1A)	186 A9.000	04.02 - 06.10	1910	D	88 kW	432	64
MULTIPLA (186_) 1.9 JTD 105 (186AXB1A)	182 B4.000	04.99 - 06.10	1910	D	77 kW	432	64
MULTIPLA (186_) 1.9 JTD 110	186 A6.000	03.01 - 07.02	1910	D	81 kW	432	64
MULTIPLA (186_) 1.9 JTD 115	186 A8.000	07.02 - 06.10	1910	D	85 kW	432	64
MULTIPLA VAN (186_) 1.6 (186AXC1A, 186BMC1A, 186BXC1A)	182 B6.000	09.00 - 06.10	1596	B	76 kW	431	53
MULTIPLA VAN (186_) 1.9 JTD (186AXB1A)	182 B4.000	04.99 - 08.00	1910	D	77 kW	432	64
MULTIPLA VAN (186_) 1.9 JTD (186AXG1A, 186BXG1A)	186 A9.000	04.02 - 06.10	1910	D	88 kW	432	64
MULTIPLA VAN (186_) 1.9 JTD	186 A6.000	09.00 - 03.02	1910	D	81 kW	432	64
MULTIPLA VAN (186_) 1.9 JTD	186 A8.000	05.04 - 06.10	1910	D	85 kW	432	64
MULTIPLA VAN (186_) Bipower	182 B6.000	10.01 - 06.10	1596	B/E	76 kW	431	53
OGGI Stufenheck (147_) 1.3 Álcool	146 A5.011	04.83 - 06.85	1297	E	46 kW	428	34
OGGI Stufenheck (147_) 1300	127 A2.011	02.83 - 12.85	1297	B	45 kW	428	34
OGGI Stufenheck (147_) 1300	127 A2.011	07.84 - 12.85	1297	B	41 kW	428	34
PALIO (178_, 171_) 1.0 (178BX)	178 D9.011	11.03 - 07.05	999	B	48 kW	425	12
PALIO (178_, 171_) 1.0 (178BX)	178 F1.011	11.03 - 07.05	999	B	48 kW	425	12
PALIO (178_, 171_) 1.0 16V	178 D9.011	08.00 - 02.03	999	B	52 kW	425	12
PALIO (178_, 171_) 1.0 Flex	310 A1.011	01.09 - 12.17	999	B/E	55 kW	425	12
PALIO (178_, 171_) 1.0 RST Biopower	178 D9.011	10.03 - 12.09	999	B/E	49 kW	425	12
PALIO (178_, 171_) 1.0 RST Biopower	178 F1.011	10.03 - 12.09	999	B/E	49 kW	425	12
PALIO (178_, 171_) 1.0 Álcool	178 A4.011	03.99 - 05.01	994	E	45 kW	428	34
PALIO (178_, 171_) 1.0	178 A1.000	04.96 - 10.03	994	B	45 kW	428	34
PALIO (178_, 171_) 1.0	178 A1.000	04.96 - 10.03	994	B	56 kW	428	34
PALIO (178_, 171_) 1.0	178 A3.011	04.96 - 10.03	994	B	45 kW	428	34
PALIO (178_, 171_) 1.0	178 D9.011	03.00 - 02.05	999	B	40 kW	425	12
PALIO (178_, 171_) 1.1	178 B9.033	07.97 - 10.03	1108	B	40 kW	425	12
PALIO (178_, 171_) 1.1	187 A1.000	06.06 - 01.12	1108	B	42 kW	426	14
PALIO (178_, 171_) 1.2 (178BYE1AAT)	188 A5.000	06.01 - 10.07	1242	B	60 kW	427	24
PALIO (178_, 171_) 1.2	178 A8.000	06.96	1242	B	54 kW	426	19
PALIO (178_, 171_) 1.2	178 B5.000	06.96	1242	B	54 kW	427	22
PALIO (178_, 171_) 1.2	178 B5.000	07.01 - 06.05	1242	B	53 kW	427	22
PALIO (178_, 171_) 1.2	178 B7.045	07.97 - 08.02	1242	B	44 kW	427	23
PALIO (178_, 171_) 1.2	178 C4.066	07.97 - 08.02	1242	B	44 kW	427	23
PALIO (178_, 171_) 1.2	178 E2.000	06.96	1242	B	54 kW	426	20
PALIO (178_, 171_) 1.2	178 E2.000	06.99 - 10.00	1242	B	50 kW	426	20
PALIO (178_, 171_) 1.2	188 A4.000	07.97 - 08.02	1242	B	44 kW	427	25
PALIO (178_, 171_) 1.2	188 A5.000	03.00 - 01.12	1242	B	59 kW	427	24
PALIO (178_, 171_) 1.3 D Multijet	188 A9.000	03.08 - 11.11	1248	D	55 kW	425	10
PALIO (178_, 171_) 1.3 ELX Flex	178 E9.011	11.03 - 05.05	1242	B/E	52 kW	427	23
PALIO (178_, 171_) 1.3 JTD Multijet (178BYE1AAT)	188 A9.000	06.03 - 01.12	1248	D	51 kW	425	10
PALIO (178_, 171_) 1.3	178 B7.045	09.02 - 10.03	1242	B	49 kW	427	23
PALIO (178_, 171_) 1.3	178 E8.011	09.02 - 10.03	1242	B	49 kW	427	23
PALIO (178_, 171_) 1.3	178 E9.011	06.04	1242	B	52 kW	427	23
PALIO (178_, 171_) 1.4 (178BXA1A)	350 A1.000	10.02 - 10.04	1368	B	63 kW	428	28
PALIO (178_, 171_) 1.4	350 A1.000	01.98	1368	B	57 kW	428	28
PALIO (178_, 171_) 1.5 Álcohol	178 A6.011	08.98 - 12.03	1497	E	57 kW	428	34
PALIO (178_, 171_) 1.5	178 A5.011	04.96 - 11.99	1497	B	56 kW	428	34



			<b>ccm</b>		<b>kw</b>		<b>1 POS</b>
PALIO (178_, 171_) 1.5	178 A6.011	04.96 - 11.99	1497	B	56 kW	428	34
PALIO (178_, 171_) 1.5	178 E5.022	06.04	1461	B	62 kW	428	33
PALIO (178_, 171_) 1.6 16V	178 B3.000	04.96 - 10.02	1581	B	74 kW	443	127
PALIO (178_, 171_) 1.6 16V	178 B3.000	06.96 - 05.05	1581	B	78 kW	443	127
PALIO (178_, 171_) 1.6 16V	178 C7.098	07.97 - 10.00	1581	B	68 kW	443	128
PALIO (178_, 171_) 1.6 16V	178 D2.011	07.97 - 10.00	1581	B	68 kW	443	128
PALIO (178_, 171_) 1.6 16V	178 D2.011	06.96 - 05.05	1581	B	78 kW	443	128
PALIO (178_, 171_) 1.6 Flex	310 A5.011	08.10 - 10.11	1598	B/E	86 kW	429	39
PALIO (178_, 171_) 1.6	178 D2.011	06.99	1581	B	70 kW	443	128
PALIO (178_, 171_) 1.6	178 D2.011	02.97 - 08.01	1581	B	60 kW	443	128
PALIO (178_, 171_) 1.6	178 E7.000	09.03	1596	B	75 kW	431	52
PALIO (178_, 171_) 1.6	182 B6.000	09.03	1596	B	75 kW	431	53
PALIO (178_, 171_) 1.6	182 B6.000	06.06	1596	B	74 kW	431	53
PALIO (178_, 171_) 1.6	182 B6.000	06.96 - 01.12	1596	B	76 kW	431	53
PALIO (178_, 171_) 1.7 D	176 B3.000	04.96 - 09.02	1698	D	42 kW	434	73
PALIO (178_, 171_) 1.7 TD	176 A3.000	02.97 - 10.03	1698	D	52 kW	434	73
PALIO (178_, 171_) 1.7 TD	176 A3.000	02.97	1698	D	53 kW	434	73
PALIO (178_, 171_) 1.7 TD	176 A3.000	10.02 - 01.12	1698	D	51 kW	434	73
PALIO (178_, 171_) 1.7 TD	176 A5.000	02.97 - 10.03	1698	D	52 kW	434	73
PALIO (178_, 171_) 1.7 TD	176 A5.000	02.97	1698	D	53 kW	434	73
PALIO (178_, 171_) 1.8 (17141C1)	93313090-7U	03.04 - 08.10	1796	B	78 kW	431	55
PALIO (178_, 171_) 1.8 (17141C1)	93313090-7U	10.03 - 01.12	1796	B	81 kW	431	55
PALIO (178_, 171_) 1.8 (17141C1)	93313090-H2	10.03 - 01.12	1796	B	81 kW	431	55
PALIO (178_, 171_) 1.8 (17144J2)	93313090-H2	09.04 - 12.08	1796	B	82 kW	431	55
PALIO (178_, 171_) 1.8 EX	3E	02.03 - 02.04	1796	B	76 kW	431	55
PALIO (178_, 171_) 1.8 EX	93313090-7U	02.03 - 02.04	1796	B	76 kW	431	55
PALIO (178_, 171_) 1.8 Flex	93313090-7U	05.06 - 07.10	1796	B/E	84 kW	431	55
PALIO (178_, 171_) 1.8 Flex	93313090-H2	02.07 - 07.10	1796	B/E	85 kW	431	55
PALIO (178_, 171_) 1.8 Flex	93313090-H2	05.06 - 07.10	1796	B/E	84 kW	431	55
PALIO (178_, 171_) 1.8 Flex	X7	02.07 - 07.10	1796	B/E	85 kW	431	55
PALIO (178_, 171_) 1.8 Flex	X7	05.06 - 07.10	1796	B/E	84 kW	431	55
PALIO (178_, 171_) 1.8 RST Flex	93313090-7U	03.04 - 04.06	1796	B/E	81 kW	431	55
PALIO (178_, 171_) 1.8 RST Flex	93313090-H2	03.04 - 04.06	1796	B/E	81 kW	431	55
PALIO (178_, 171_) 1.8	93313090-H2	01.06	1796	B	85 kW	431	55
PALIO (178_, 171_) 1.9 D (178BYU1A)	223 A6.000	01.03 - 12.10	1910	D	46 kW	432	64
PALIO (26_, 27_, 28_) 1.0 (196)	310 A1.011	11.11	999	B	54 kW	425	12
PALIO (26_, 27_, 28_) 1.0 Flex (196)	146 E1.011	12.11 - 12.17	999	B/E	55 kW	425	12
PALIO (26_, 27_, 28_) 1.0 Flex (196)	310 A1.011	12.11 - 12.17	999	B/E	55 kW	425	12
PALIO (26_, 27_, 28_) 1.6 (196)	310 A5.011	11.11	1598	B	85 kW	429	39
PALIO (26_, 27_, 28_) 1.6 (196)	310 A5.011	10.12	1598	B	84 kW	429	39
PALIO (26_, 27_, 28_) 1.6 Flex (263, 196)	310 A5.011	11.11	1598	B/E	86 kW	429	39
PALIO Weekend (178_, 173_, 373_, 374_, 171_) 1.0 (1788361)	178 A1.000	07.98 - 10.03	994	B	45 kW	428	34
PALIO Weekend (178_, 173_, 373_, 374_, 171_) 1.0 (1788361)	178 A3.011	07.98 - 10.03	994	B	45 kW	428	34
PALIO Weekend (178_, 173_, 373_, 374_, 171_) 1.0 RST (1730240)	178 F1.011	09.00 - 02.03	999	B	51 kW	425	12
PALIO Weekend (178_, 173_, 373_, 374_, 171_) 1.0 RST (1730240)	310 A1.011	09.00 - 02.03	999	B	51 kW	425	12
PALIO Weekend (178_, 173_, 373_, 374_, 171_) 1.2 (178BXZ1A)	178 E2.000	06.99 - 10.02	1242	B	50 kW	426	20
PALIO Weekend (178_, 173_, 373_, 374_, 171_) 1.2 (178DYA1A, 178DXS1A)	178 C4.066	07.97 - 10.04	1242	B	44 kW	427	23
PALIO Weekend (178_, 173_, 373_, 374_, 171_) 1.2 (178DYA1A, 178DXS1A)	188 A4.000	07.97 - 10.04	1242	B	44 kW	427	25
PALIO Weekend (178_, 173_, 373_, 374_, 171_) 1.2 (178DYE1A, 178DYE1AAP, 178DYE1AAT)	188 A5.000	09.01 - 10.04	1242	B	59 kW	427	24
PALIO Weekend (178_, 173_, 373_, 374_, 171_) 1.2	178 B5.000	04.96 - 02.04	1242	B	54 kW	427	22
PALIO Weekend (178_, 173_, 373_, 374_, 171_) 1.3 (1788891, 1789491, 1730250)	188 A5.000	03.00 - 02.03	1242	B	59 kW	427	24
PALIO Weekend (178_, 173_, 373_, 374_, 171_) 1.3 ELX Flex (173_)	178 E9.011	03.04 - 05.05	1242	B/E	52 kW	427	23
PALIO Weekend (178_, 173_, 373_, 374_, 171_) 1.3 EX (1730130)	178 B7.045	09.02 - 02.04	1242	B	49 kW	427	23
PALIO Weekend (178_, 173_, 373_, 374_, 171_) 1.3 EX (1730130)	178 E8.011	09.02 - 02.04	1242	B	49 kW	427	23
PALIO Weekend (178_, 173_, 373_, 374_, 171_) 1.3 Flex (173_)	178 E9.011	03.04 - 05.05	1242	B/E	52 kW	427	23
PALIO Weekend (178_, 173_, 373_, 374_, 171_) 1.3 Multijet (178DXA1A)	188 A9.000	04.11 - 07.11	1248	D	66 kW	425	10
PALIO Weekend (178_, 173_, 373_, 374_, 171_) 1.3	178 E9.011	06.04	1242	B	52 kW	427	23
PALIO Weekend (178_, 173_, 373_, 374_, 171_) 1.5 Bipower	178 A6.011	10.01 - 10.04	1497	B/E	57 kW	428	34
PALIO Weekend (178_, 173_, 373_, 374_, 171_) 1.5 EX (1788171, 1788351, 1788371, 1788871)	178 A5.011	02.97 - 04.99	1497	B	56 kW	428	34
PALIO Weekend (178_, 173_, 373_, 374_, 171_) 1.5 EX (1788171, 1788351, 1788371, 1788871)	178 A6.011	02.97 - 04.99	1497	B	56 kW	428	34
PALIO Weekend (178_, 173_, 373_, 374_, 171_) 1.5 MPI Álcool (1788131, 1788331, 1788431, 1788631,...)	178 A6.011	09.98 - 02.04	1497	E	57 kW	428	34








PALIO Weekend (178_173_373_374_171_) 1.5	178 E5.022	02.02	1461	B	62 kW	428	33
PALIO Weekend (178_173_373_374_171_) 1.6 (1788381, 1730980, 1788581, 1788681, 1730780)	178 A8.011	07.97 - 02.03	1581	B	78 kW	443	126
PALIO Weekend (178_173_373_374_171_) 1.6 (1788381, 1730980, 1788581, 1788681, 1730780)	178 B3.000	07.97 - 02.03	1581	B	78 kW	443	127
PALIO Weekend (178_173_373_374_171_) 1.6 16V (178DXD1A)	178 B3.000	06.96 - 02.01	1581	B	74 kW	443	127
PALIO Weekend (178_173_373_374_171_) 1.6 16V (178DXD1A)	178 B3.000	02.97 - 10.01	1581	B	85 kW	443	127
PALIO Weekend (178_173_373_374_171_) 1.6 16V (178DYC2)	310 A5.011	12.12	1598	B	85 kW	429	39
PALIO Weekend (178_173_373_374_171_) 1.6 16V (178DYC2)	310 A5.011	01.12	1598	B	84 kW	429	39
PALIO Weekend (178_173_373_374_171_) 1.6 16V	178 C7.098	07.97 - 10.03	1581	B	68 kW	443	128
PALIO Weekend (178_173_373_374_171_) 1.6 16V	178 D2.011	07.97 - 10.03	1581	B	68 kW	443	128
PALIO Weekend (178_173_373_374_171_) 1.6 16V	182 B6.000	02.01 - 01.12	1596	B	76 kW	431	53
PALIO Weekend (178_173_373_374_171_) 1.6 Flex (17350E2, 3731541)	310 A5.011	11.10 - 12.16	1598	B/E	86 kW	429	39
PALIO Weekend (178_173_373_374_171_) 1.6	178 C7.098	07.97	1581	B	70 kW	443	128
PALIO Weekend (178_173_373_374_171_) 1.6	178 D2.011	01.02 - 12.07	1581	B	73 kW	443	128
PALIO Weekend (178_173_373_374_171_) 1.7 TD	176 A3.000	04.96 - 03.01	1698	D	51 kW	434	73
PALIO Weekend (178_173_373_374_171_) 1.7 TD	176 A5.000	06.01 - 03.10	1698	D	59 kW	434	73
PALIO Weekend (178_173_373_374_171_) 1.7 TD	176 A5.000	06.97	1698	D	53 kW	434	73
PALIO Weekend (178_173_373_374_171_) 1.8 (1730190, 1730990)	93313090-7U	02.03 - 02.04	1796	B	76 kW	431	55
PALIO Weekend (178_173_373_374_171_) 1.8 (1730190, 1730990)	PN93388905	02.03 - 02.04	1796	B	76 kW	431	55
PALIO Weekend (178_173_373_374_171_) 1.8 (178DYC2)	93313090-7U	07.07	1796	B	77 kW	431	55
PALIO Weekend (178_173_373_374_171_) 1.8 Flex (17306T1, 17350T2, 17309T1, 17309T2, 17309Z2)	93313090-7U	05.06 - 07.10	1796	B/E	84 kW	431	55
PALIO Weekend (178_173_373_374_171_) 1.8 Flex (17306T1, 17350T2, 17309T1, 17309T2, 17309Z2)	93313090-H2	05.06 - 07.10	1796	B/E	84 kW	431	55
PALIO Weekend (178_173_373_374_171_) 1.8 Flex (17309C1, 17345C1)	93313090-7U	03.04 - 07.10	1796	B/E	81 kW	431	55
PALIO Weekend (178_173_373_374_171_) 1.8	93313090-7U	10.01 - 08.10	1796	B	78 kW	431	55
PALIO Weekend (178_173_373_374_171_) 1.9 D	223 A6.000	03.01 - 12.07	1910	D	48 kW	432	64
PALIO Weekend (178_173_373_374_171_) 1.9 D	223 A6.000	03.01	1910	D	46 kW	432	64
PALIO Weekend (178_173_373_374_171_) 1.9 JTD	188 A2.000	09.01	1910	D	59 kW	432	64
PANDA (141_) 0.9 Fire S Allrad	146 A.048	10.80 - 04.86	903	B	33 kW	424	2
PANDA (141_) 1000 4x4	141 C2.000	05.86 - 12.94	999	B	33 kW	425	12
PANDA (141_) 1000 4x4	156 A2.100	01.86 - 07.89	999	B	32 kW	426	14
PANDA (141_) 1000 4x4	156 A2.246	05.86 - 12.94	999	B	33 kW	425	13
PANDA (141_) 1000 4x4	156 A3.000	01.86 - 12.92	999	B	37 kW	425	13
PANDA (141_) 1000 4x4	156 A3.100	01.86 - 07.89	999	B	32 kW	426	15
PANDA (141_) 1000 i.e. Cat	141 C2.000	10.87 - 08.98	999	B	33 kW	425	12
PANDA (141_) 1000 i.e. Cat	156 A2.246	10.87 - 08.98	999	B	33 kW	425	13
PANDA (141_) 1000	156 A2.100	01.86 - 04.92	999	B	32 kW	426	14
PANDA (141_) 1000	156 A3.000	01.85 - 12.92	999	B	37 kW	425	13
PANDA (141_) 1100 4x4	176 B2.000	02.95 - 07.04	1108	B	40 kW	426	16
PANDA (141_) 1100 4x4	187 A1.000	02.95 - 07.04	1108	B	40 kW	426	14
PANDA (141_) 1100 Trekking 4x4	156 C.046	10.91 - 07.04	1108	B	37 kW	426	15
PANDA (141_) 1100	156 C.046	05.91 - 12.99	1108	B	37 kW	426	15
PANDA (141_) 1100	176 B2.000	10.92 - 09.03	1108	B	40 kW	426	16
PANDA (141_) 1100	187 A1.000	10.92 - 09.03	1108	B	40 kW	426	14
PANDA (141_) 1300 D	156 A5.000	04.86 - 12.92	1302	D	27 kW	428	35
PANDA (141_) 750	141 B.000	01.86 - 10.03	769	B	25 kW	424	3
PANDA (141_) 750	156 A4.000	01.86 - 10.03	770	B	25 kW	424	3
PANDA (141_) 750	156 A4.048	01.86 - 10.03	770	B	25 kW	424	3
PANDA (141_) 750	156 A4.048	01.86 - 10.03	770	B	25 kW	424	3
PANDA (141_) 800	100 GL6.000	02.81 - 12.85	843	B	25 kW	424	3
PANDA (141_) 900	100 GL3.000	10.80 - 06.94	903	B	33 kW	424	3
PANDA (141_) 900	1170 A1.046	04.92 - 12.96	899	B	29 kW	424	4
PANDA (141_) 900	146 A.000	10.80 - 06.94	903	B	33 kW	424	5
PANDA (141_) 950 4x4	A 112 B1.054	09.83 - 12.86	965	B	35 kW	424	7
PANDA (141_) 950	A 112 B1.054	09.82 - 08.83	965	B	35 kW	424	7
PANDA (169_) 1.1 (169.AXA1A)	187 A1.000	09.03	1108	B	40 kW	426	14
PANDA (169_) 1.2 (169.AXB11, 169.AXB1A)	188 A4.000	09.03	1242	B	44 kW	427	25
PANDA (169_) 1.2 (169.AXF2A, 169.AXF1A)	169 A4.000	03.10 - 08.13	1242	B	51 kW	426	17
PANDA (169_) 1.2 4x4 (169.AXB2A)	188 A4.000	10.04	1242	B	44 kW	427	25
PANDA (169_) 1.2 4x4 (169.AXF2A, 169.AXF1A)	169 A4.000	04.10 - 08.13	1242	B	51 kW	426	17
PANDA (169_) 1.2 LPG (169.AXB1A)	188 A4.000	04.09	1242	B/G	44 kW	427	25

			<b>ccm</b>		<b>kw</b>		<b>1</b>	<b>POS</b>
PANDA (169_) 1.2 LPG (169CXF1A)	169 A4.000	11.10 - 08.13	1242	B/G	51 kW	426	17	
PANDA (169_) 1.2 Natural Power (169.AXB1A)	188 A4.000	01.07 - 12.11	1242	B/G	44 kW	427	25	
PANDA (169_) 1.3 D Multijet (169.AXC1A)	188 A8.000	09.03	1248	D	51 kW	425	10	
PANDA (169_) 1.3 D Multijet (169.AXC1A)	188 A9.000	09.03	1248	D	51 kW	425	10	
PANDA (169_) 1.3 D Multijet (169AXG1A, 169AXD1A)	169 A1.000	06.06 - 08.13	1248	D	55 kW	425	10	
PANDA (169_) 1.3 D Multijet (169AXG1A, 169AXD1A)	169 A5.000	06.06 - 08.13	1248	D	55 kW	425	10	
PANDA (169_) 1.3 D Multijet 4x4 (169.AXC2A)	188 A8.000	10.04	1248	D	51 kW	425	10	
PANDA (169_) 1.3 D Multijet 4x4 (169.AXC2A)	188 A9.000	10.04	1248	D	51 kW	425	10	
PANDA (169_) 1.3 JTD Multijet 4x4 (169AXG1A, 169AXG2A)	169 A1.000	09.10 - 08.13	1248	D	55 kW	425	10	
PANDA (169_) 1.3 JTD Multijet 4x4 (169AXG1A, 169AXG2A)	169 A5.000	09.10 - 08.13	1248	D	55 kW	425	10	
PANDA (169_) 1.4 Natural Power (169AXHIA)	350 A1.000	09.10 - 08.13	1368	B/G	57 kW	428	28	
PANDA (312_, 319_) 1.2 (312PXA1A)	169 A4.000	02.12	1242	B	51 kW	426	17	
PANDA (312_, 319_) 1.2 LPG (312PXA1A)	169 A4.000	06.12	1242	B/G	51 kW	426	17	
PANDA (312_, 319_) 1.3 D Multijet (312PXL1A)	199 A9.000	02.12	1248	D	55 kW	425	8	
PANDA (312_, 319_) 1.3 D Multijet (312PXU1A, 312PXW1A)	199 B1.000	04.15	1248	D	70 kW	425	8	
PANDA (312_, 319_) 1.3 D Multijet 4x4 (312PXL1A)	199 A9.000	06.12	1248	D	55 kW	425	8	
PANDA (312_, 319_) 1.3 D Multijet 4x4 (312PXS2A)	199 A9.000	06.14	1248	D	59 kW	425	8	
PANDA (312_, 319_) 1.3 D Multijet 4x4 (312PXU1A)	199 B1.000	04.15	1248	D	70 kW	425	8	
PANDA Kasten/Schrägheck (141_) 1.1 4x4	187 A1.000	09.00 - 02.04	1108	B	40 kW	426	14	
PANDA Kasten/Schrägheck (141_) 1.1	156 C.046	05.91 - 03.95	1108	B	37 kW	426	15	
PANDA Kasten/Schrägheck (141_) 1.1	187 A1.000	09.00 - 02.04	1108	B	40 kW	426	14	
PANDA Kasten/Schrägheck (141_) 1000 i.e	141 C2.000	08.92 - 02.04	999	B	33 kW	425	12	
PANDA Kasten/Schrägheck (141_) 1000 i.e	156 A2.246	08.92 - 02.04	999	B	33 kW	425	13	
PANDA Kasten/Schrägheck (141_) 1000	156 A2.100	01.86 - 02.92	999	B	32 kW	426	14	
PANDA Kasten/Schrägheck (141_) 1000	156 A3.100	01.86 - 02.92	999	B	32 kW	426	15	
PANDA Kasten/Schrägheck (141_) 750	141 B.000	01.86 - 07.92	769	B	25 kW	424	3	
PANDA Kasten/Schrägheck (141_) D	156 A5.000	05.86 - 04.91	1302	D	27 kW	428	35	
PANDA Kasten/Schrägheck (169_) 1.1 (169CXA1A)	187 A1.000	09.04	1108	B	40 kW	426	14	
PANDA Kasten/Schrägheck (169_) 1.2 4x4	169 A4.000	09.10	1242	B	51 kW	426	17	
PANDA Kasten/Schrägheck (169_) 1.2 4x4	188 A4.000	09.04	1242	B	44 kW	427	25	
PANDA Kasten/Schrägheck (169_) 1.2 Bipower (169CXB1A)	188 A4.000	09.04 - 12.11	1242	B/E	44 kW	427	25	
PANDA Kasten/Schrägheck (169_) 1.2 LPG	169 A4.000	09.10	1242	B/G	51 kW	426	17	
PANDA Kasten/Schrägheck (169_) 1.2 LPG	188 A4.000	04.09	1242	B/G	44 kW	427	25	
PANDA Kasten/Schrägheck (169_) 1.2 Natural Power	188 A4.000	01.07 - 11.09	1242	B/G	44 kW	427	25	
PANDA Kasten/Schrägheck (169_) 1.2	169 A4.000	09.10	1242	B	51 kW	426	17	
PANDA Kasten/Schrägheck (169_) 1.2	188 A4.000	09.04	1242	B	44 kW	427	25	
PANDA Kasten/Schrägheck (169_) 1.3 D Multijet 4x4	169 A1.000	01.06	1248	D	55 kW	425	10	
PANDA Kasten/Schrägheck (169_) 1.3 D Multijet 4x4	188 A8.000	10.04 - 12.06	1248	D	51 kW	425	10	
PANDA Kasten/Schrägheck (169_) 1.3 D Multijet 4x4	188 A9.000	10.04 - 12.06	1248	D	51 kW	425	10	
PANDA Kasten/Schrägheck (169_) 1.3 D Multijet	169 A1.000	01.06	1248	D	55 kW	425	10	
PANDA Kasten/Schrägheck (169_) 1.3 D Multijet	188 A8.000	03.04	1248	D	51 kW	425	10	
PANDA Kasten/Schrägheck (169_) 1.3 D Multijet	188 A9.000	03.04	1248	D	51 kW	425	10	
PANDA Kasten/Schrägheck (169_) 1.4 Natural Power	350 A1.000	10.09	1368	B/G	57 kW	428	28	
PANDA VAN (312_, 519_) 1.2 (312CXA1A, 312DXA1A)	169 A4.000	02.12	1242	B	51 kW	426	17	
PANDA VAN (312_, 519_) 1.2 LPG (312CXA1A)	169 A4.000	06.12	1242	B/G	51 kW	426	17	
PANDA VAN (312_, 519_) 1.3 D Multijet (312CXL1A, 312DXL1A)	199 A9.000	02.12	1248	D	55 kW	425	8	
PANDA VAN (312_, 519_) 1.3 D Multijet 4x4 (312CXL2A)	199 A9.000	06.12	1248	D	55 kW	425	8	
PANORAMA (147_) 1.3 Álcool	146 A5.011	03.80 - 11.86	1297	E	46 kW	428	34	
PANORAMA (147_) 1.3	127 A2.011	10.80 - 11.86	1297	B	45 kW	428	34	
PENNY Kasten/Kombi (257_) 1.3 D	146 B1.000	04.86 - 12.88	1301	D	33 kW	428	35	
PENNY Kasten/Kombi (257_) 1.3	146 A5.000	01.86 - 12.90	1301	B	49 kW	443	125	
PENNY Kasten/Kombi (257_) 1.7 D	149 B3.000	01.86 - 12.90	1698	D	44 kW	434	73	
PREMIO (146_) 1.3 Álcool	146 A5.011	03.85 - 09.92	1297	E	44 kW	428	34	
PREMIO (146_) 1.3	127 A2.011	03.85 - 09.92	1297	B	44 kW	428	34	
PREMIO (146_) 1.3	127 A2.011	03.85 - 06.92	1297	B	43 kW	428	34	
PREMIO (146_) 1.5 (146AK04)	146 D1.011	03.85 - 12.96	1497	B	49 kW	428	34	
PREMIO (146_) 1.5 i.e.	138 B3.011	06.92 - 12.96	1498	B	55 kW	443	125	
PREMIO (146_) 1.5 Álcool	138 B3.011	10.85 - 07.88	1498	E	53 kW	443	125	
PREMIO (146_) 1.5 Álcool	138 B3.011	10.89 - 09.93	1498	E	63 kW	443	125	
PREMIO (146_) 1.5 Álcool	146 D1.011	06.92 - 09.93	1497	E	49 kW	428	34	
PREMIO (146_) 1.5	138 B3.011	10.85 - 07.88	1498	B	53 kW	443	125	
PREMIO (146_) 1.5	138 B3.011	08.88 - 09.89	1498	B	60 kW	443	125	

















PREMIO (146_) 1.5	138 B3.011	10.89 - 09.93	1498	B	63 kW	443	125
PREMIO (146_) 1.6	159 A3.000	03.85 - 12.96	1581	B	62 kW	442	123
PUNTO (176_) 1.2 16V	176 B9.000	04.97 - 09.99	1242	B	63 kW	427	21
PUNTO (176_) 1.6	176 A9.000	01.94 - 04.97	1581	B	65 kW	442	123
PUNTO (176_) 1.7 D	176 B3.000	04.94 - 09.97	1698	D	42 kW	434	73
PUNTO (176_) 1.7 TD (176AT)	176 B7.000	09.96 - 09.99	1698	D	46 kW	434	73
PUNTO (176_) 1.7 TD	176 A3.000	01.94 - 09.99	1698	D	51 kW	434	73
PUNTO (176_) 1.7 TD	176 A5.000	01.94 - 09.99	1698	D	52 kW	434	73
PUNTO (176_) 55 1.1	176 A6.000	09.93 - 09.99	1108	B	40 kW	425	13
PUNTO (176_) 55 1.1	176 B2.000	09.93 - 09.99	1108	B	40 kW	426	16
PUNTO (176_) 60 1.2 (176AP, 176AR, 176AQ, 176BB)	176 B1.000	09.93 - 09.99	1242	B	44 kW	426	19
PUNTO (176_) 60 1.2 (176AP, 176AR, 176AQ, 176BB)	176 B4.000	09.93 - 09.99	1242	B	44 kW	426	20
PUNTO (176_) 60 1.2	176 A7.000	01.94 - 09.99	1242	B	43 kW	426	18
PUNTO (176_) 75 1.2	176 A8.000	10.93 - 09.99	1242	B	54 kW	426	19
PUNTO (188_) 1.2 16V 80 (188.233, .235, .253, .255, .333, .353, .639, ...)	188 A5.000	09.99 - 04.06	1242	B	59 kW	427	24
PUNTO (188_) 1.2 60 (188.030, .050, .130, .150, .230, .250)	188 A4.000	09.99 - 12.10	1242	B	44 kW	427	25
PUNTO (188_) 1.2 Bifuel	188 A4.000	08.07 - 03.12	1242	B/G	44 kW	427	25
PUNTO (188_) 1.2 Bipower (188BXA1A)	188 A4.000	08.01 - 05.03	1242	B/E	44 kW	427	25
PUNTO (188_) 1.2 Natural Power (188BXA1A)	188 A4.000	04.04 - 04.06	1242	B/G	38 kW	427	25
PUNTO (188_) 1.2 Natural Power	188 A4.000	09.03 - 03.12	1242	B/G	44 kW	427	25
PUNTO (188_) 1.3 JTD 16V	188 A9.000	06.03 - 03.12	1248	D	51 kW	425	10
PUNTO (188_) 1.4 (188AXM1A, 188BXM1A)	843 A1.000	11.05 - 03.12	1368	B	71 kW	427	27
PUNTO (188_) 1.4 T-Jet	198 A1.000	02.09 - 07.12	1368	B	112 kW	427	26
PUNTO (188_) 1.4	843 A1.000	09.03 - 03.12	1368	B	70 kW	427	27
PUNTO (188_) 1.6 Flex	310 A5.011	07.10 - 07.12	1598	B/E	85 kW	429	39
PUNTO (188_) 1.8 (1181940)	J2	11.07 - 09.11	1796	B	82 kW	431	55
PUNTO (188_) 1.8 130 HGT (188.738, .718)	183 A1.000	09.99 - 03.12	1747	B	96 kW	432	61
PUNTO (188_) 1.8 130 HGT (188.738, .718)	188 A6.000	09.99 - 03.12	1747	B	96 kW	432	61
PUNTO (188_) 1.8	J2	01.07 - 07.12	1796	B	86 kW	431	55
PUNTO (188_) 1.8	Y2	01.07 - 07.12	1796	B	86 kW	431	55
PUNTO (188_) 1.9 DS 60 (188.031, .051, .231, .251)	188 A3.000	09.99 - 03.12	1910	D	44 kW	432	64
PUNTO (188_) 1.9 JTD 80 (188.237, .257, .337, .357)	188 A2.000	09.99 - 03.12	1910	D	59 kW	432	64
PUNTO (188_) 1.9 JTD	188 A7.000	10.01 - 03.12	1910	D	63 kW	432	64
PUNTO (188_) 1.9 JTD	188 B2.000	06.03 - 03.12	1910	D	74 kW	432	64
PUNTO (199_) 1.2 (199AXZ1A, 199BXZ1A)	169 A4.000	03.12	1242	B	51 kW	426	17
PUNTO (199_) 1.3 D Multijet	199 A2.000	03.12	1248	D	55 kW	425	10
PUNTO (199_) 1.3 D Multijet	199 A9.000	03.12	1248	D	55 kW	425	8
PUNTO (199_) 1.3 D Multijet	199 B1.000	03.12	1248	D	70 kW	425	8
PUNTO (199_) 1.3 D Multijet	199 B4.000	03.12	1248	D	62 kW	425	8
PUNTO (199_) 1.3 D Multijet	199 B8.000	12.13	1248	D	59 kW	425	9
PUNTO (199_) 1.4 (199AXB1A, 199BxB1A, 199BxB11, 199AXB11)	350 A1.000	03.12	1368	B	57 kW	428	28
PUNTO (199_) 1.4 (199AXH1A, 199BxH1A)	199 A7.000	03.12	1368	B	55 kW	428	28
PUNTO (199_) 1.4 Bifuel	350 A1.000	03.12	1368	B/G	57 kW	428	28
PUNTO (199_) 1.4 Natural Power	350 A1.000	03.12	1368	B/G	57 kW	428	28
PUNTO (199_) 1.4 T-Jet	198 A1.000	01.12	1368	B	112 kW	427	26
PUNTO (199_) 1.6 16V Flex	310 A5.011	10.14	1598	B/E	86 kW	429	39
PUNTO Cabriolet (176_) 60 1.2 (176AR_, 176BR_)	176 B1.000	05.95 - 06.00	1242	B	44 kW	426	19
PUNTO Cabriolet (176_) 60 1.2 (176AR_, 176BR_)	176 B4.000	05.95 - 06.00	1242	B	44 kW	426	20
PUNTO Cabriolet (176_) 60 1.2	176 A7.000	04.94 - 06.00	1242	B	43 kW	426	18
PUNTO Cabriolet (176_) 85 16V 1.2	176 B9.000	04.97 - 06.00	1242	B	63 kW	427	21
PUNTO Cabriolet (176_) 90 1.6	176 A9.000	04.94 - 04.97	1581	B	65 kW	442	123
PUNTO EVO (199_) 1.2	169 A4.000	10.09 - 02.12	1242	B	51 kW	426	17
PUNTO EVO (199_) 1.2	199 A4.000	10.09 - 02.12	1242	B	48 kW	426	17
PUNTO EVO (199_) 1.3 D Multijet (199AXC1A, 199BXC1A, 199AXT1A, 199BXT1A)	199 A2.000	10.09 - 02.12	1248	D	55 kW	425	10
PUNTO EVO (199_) 1.3 D Multijet (199AXC1A, 199BXC1A, 199AXT1A, 199BXT1A)	199 A9.000	10.09 - 02.12	1248	D	55 kW	425	8
PUNTO EVO (199_) 1.3 D Multijet (199AXD1B, 199AXD1A, 199BXD1B, 199BXD1A, ...)	199 A3.000	10.09 - 02.12	1248	D	66 kW	425	8
PUNTO EVO (199_) 1.3 D Multijet (199BXC1A)	199 A2.000	09.10	1248	D	56 kW	425	10
PUNTO EVO (199_) 1.3 D Multijet (199BXC1A)	199 A9.000	09.10	1248	D	56 kW	425	8
PUNTO EVO (199_) 1.3 D Multijet	199 A2.000	10.14	1248	D	68 kW	425	10
PUNTO EVO (199_) 1.3 D Multijet	199 A3.000	10.14	1248	D	68 kW	425	8
PUNTO EVO (199_) 1.3 D Multijet	199 B1.000	10.09 - 02.12	1248	D	70 kW	425	8
PUNTO EVO (199_) 1.3 D Multijet	199 B2.000	07.08 - 02.12	1248	D	51 kW	425	8








			<b>ccm</b>		<b>kw</b>		<b>1 POS</b>
PUNTO EVO (199_) 1.3 D Multijet	199 B4.000	10.09 - 02.12	1248	D	62 kW	425	8
PUNTO EVO (199_) 1.3 D Multijet	223 A9.000	10.09 - 02.12	1248	D	62 kW	425	8
PUNTO EVO (199_) 1.4 (199AXB1A)	350 A1.000	10.09 - 06.13	1368	B	57 kW	428	28
PUNTO EVO (199_) 1.4 (199AXH1A)	199 A7.000	07.09 - 02.12	1368	B	55 kW	428	28
PUNTO EVO (199_) 1.4 LPG	350 A1.000	06.09 - 02.12	1368	B/G	57 kW	428	28
PUNTO EVO (199_) 1.4 Natural Power	350 A1.000	10.09 - 02.12	1368	B/G	57 kW	428	28
PUNTO EVO (199_) 1.6 D Multijet	955 A3.000	10.09 - 02.12	1598	D	88 kW	429	43
PUNTO EVO Kasten/Schrägheck (199_) 1.3 D Multijet (199.AXT1A, 199.AXC1A)	199 A2.000	03.09 - 02.12	1248	D	55 kW	425	10
PUNTO EVO Kasten/Schrägheck (199_) 1.3 D Multijet (199.AXT1A, 199.AXC1A)	199 A9.000	03.09 - 02.12	1248	D	55 kW	425	8
PUNTO EVO Kasten/Schrägheck (199_) 1.3 D Multijet (199.AXU1A)	199 B1.000	03.09 - 02.12	1248	D	70 kW	425	8
PUNTO EVO Kasten/Schrägheck (199_) 1.3 D Multijet (199CXD1B, 199CXD1A)	199 A3.000	03.09 - 02.12	1248	D	66 kW	425	8
PUNTO EVO Kasten/Schrägheck (199_) 1.4 (199.AXB1A)	350 A1.000	03.09 - 02.12	1368	B	57 kW	428	28
PUNTO Kasten/Schrägheck (188_) 1.2 60	188 A4.000	02.00 - 10.09	1242	B	44 kW	427	25
PUNTO Kasten/Schrägheck (188_) 1.2 Natural Power (188CXA1A)	188 A4.000	01.03 - 12.10	1242	B/G	44 kW	427	25
PUNTO Kasten/Schrägheck (188_) 1.3 JTD	188 A9.000	06.03 - 10.05	1248	D	51 kW	425	10
PUNTO Kasten/Schrägheck (188_) 1.9 D 60	188 A3.000	02.00 - 10.09	1910	D	44 kW	432	64
PUNTO Kasten/Schrägheck (188_) 1.9 JTD	188 A7.000	02.00 - 10.09	1910	D	63 kW	432	64
PUNTO Kasten/Schrägheck (199_) 1.3 D Multijet	199 A2.000	04.08	1248	D	55 kW	425	10
PUNTO Kasten/Schrägheck (199_) 1.3 D Multijet	199 A9.000	04.08	1248	D	55 kW	425	8
PUNTO Kasten/Schrägheck (199_) 1.3 D Multijet	199 B1.000	03.09	1248	D	70 kW	425	8
PUNTO Kasten/Schrägheck (199_) 1.3 D Multijet	199 B4.000	03.12	1248	D	62 kW	425	8
PUNTO Kasten/Schrägheck (199_) 1.4 (199BXB1A, 199AXL1A, 199AXB1A)	350 A1.000	03.12	1368	B	57 kW	428	28
PUNTO Kasten/Schrägheck (199_) 1.4 LPG (199AXB1A, 199BXB1A, 199AXL1A)	350 A1.000	03.12	1368	B/G	57 kW	428	28
PUNTO Kasten/Schrägheck (199_) 1.4 Natural Power (199AXB1A, 199AXL1A)	350 A1.000	03.09	1368	B/G	57 kW	428	28
PUNTO Van (176_) 1.1	176 B2.000	04.96 - 02.00	1108	B	40 kW	426	16
PUNTO Van (176_) 1.7 D	176 B3.000	04.96 - 02.00	1698	D	42 kW	434	73
PUNTO Van (176_) 1.7 TD	176 A5.000	04.96 - 02.00	1698	D	52 kW	434	73
PUNTO Van (176_) 1.7 TD	176 B7.000	09.96 - 09.99	1698	D	46 kW	434	73
QUBO (225_) 1.3 D Multijet (225AXE1A, 225CXE1A, 225AXH1A, 225AXL1A,....)	199 B1.000	07.10	1248	D	70 kW	425	8
QUBO (225_) 1.3 D Multijet (225CXB1A, 225AXB1A, 225CXB11, 225AXB11,....)	199 A2.000	02.08	1248	D	55 kW	425	10
QUBO (225_) 1.3 D Multijet (225CXB1A, 225AXB1A, 225CXB11, 225AXB11,....)	199 A9.000	02.08	1248	D	55 kW	425	8
QUBO (225_) 1.4 (225AXA1A)	KFT	02.08	1360	B	54 kW	428	32
QUBO (225_) 1.4 (225AXA1A)	KFV	02.08	1360	B	54 kW	428	32
QUBO (225_) 1.4 (225AXA1A, 225CXA1A)	350 A1.000	10.09	1368	B	57 kW	428	28
QUBO (225_) 1.4 Natural Power (225AXC1A)	350 A1.000	10.09	1368	B/G	57 kW	428	28
REGATA (138_) 1.6 Tipo 1.6	159 A3.000	09.83 - 04.95	1581	B	63 kW	442	123
REGATA (138_) 100 1.6	138 AR.000	09.83 - 08.86	1585	B	77 kW	438	97
REGATA (138_) 100 Super 1.6	149 A2.000	10.83 - 12.90	1585	B	74 kW	437	92
REGATA (138_) 100 Super 1.6	149 A4.000	10.83 - 12.90	1585	B	74 kW	437	92
REGATA (138_) 60 Diesel 1.7	149 B3.000	05.85 - 03.89	1698	D	44 kW	434	73
REGATA (138_) 65 Diesel 1.9	149 A1.000	04.84 - 07.89	1929	D	48 kW	434	73
REGATA (138_) 70 1.3	138 B2.000	09.83 - 07.86	1302	B	50 kW	442	123
REGATA (138_) 70 1.3	149 A7.000	09.83 - 07.89	1302	B	48 kW	442	123
REGATA (138_) 75 1.5	138 B3.048	12.83 - 07.89	1498	B	55 kW	442	123
REGATA (138_) 75 1.5	138 C2.048	12.83 - 07.89	1498	B	55 kW	442	123
REGATA (138_) 75 1.5	149 C1.000	12.83 - 07.89	1498	B	55 kW	443	125
REGATA (138_) 80 Turbo Diesel 1.9	831 D1.000	05.86 - 07.89	1929	D	59 kW	434	73
REGATA (138_) 85 1.5	138 B3.000	02.84 - 08.86	1498	B	63 kW	442	123
REGATA (138_) 85 1.5	149 A5.000	05.85 - 12.87	1498	B	58 kW	442	123
REGATA (138_) 85 Super 1.5	138 B3.000	09.83 - 12.90	1498	B	60 kW	442	123
REGATA Weekend (138_) 1.6 (138A)	159 A3.000	01.87 - 08.95	1581	B	65 kW	442	123
REGATA Weekend (138_) 1.6	138 AR.000	09.83 - 08.86	1585	B	77 kW	438	97
REGATA Weekend (138_) 100 1.6 (RF)	149 A4.000	09.84 - 12.90	1585	B	74 kW	437	92
REGATA Weekend (138_) 60 Diesel 1.7	149 B3.000	01.84 - 12.89	1698	D	44 kW	434	73
REGATA Weekend (138_) 65 Diesel 1.9	149 A1.000	04.84 - 07.89	1929	D	48 kW	434	73
REGATA Weekend (138_) 70 1.3	138 B2.000	01.84 - 07.89	1302	B	50 kW	442	123
REGATA Weekend (138_) 75 1.5	138 B3.048	09.84 - 07.89	1498	B	55 kW	442	123
REGATA Weekend (138_) 75 1.5	138 C2.048	09.84 - 07.89	1498	B	55 kW	442	123
REGATA Weekend (138_) 75 1.5	149 C1.000	09.84 - 07.89	1498	B	55 kW	443	125
REGATA Weekend (138_) 80 Turbo Diesel 1.9	831 D1.000	05.86 - 07.89	1929	D	59 kW	434	73
REGATA Weekend (138_) 85 1.5	138 B3.000	01.84 - 06.91	1498	B	60 kW	442	123
REGATA Weekend (138_) 85 1.5	138 B3.000	06.83 - 08.86	1498	B	63 kW	442	123








							
RITMO (138_) 1.0	127 A6.000	09.78 - 09.82	1049	B	44 kW	428	34
RITMO (138_) 1.1 (138A)	138 C1.000	05.85 - 09.87	1116	B	42 kW	430	46
RITMO (138_) 1.1	138 B.000	10.82 - 12.87	1116	B	40 kW	430	46
RITMO (138_) 1.1	138 B.000	08.80 - 08.88	1116	B	44 kW	430	46
RITMO (138_) 1.1	138 B1.000	10.82 - 12.87	1116	B	40 kW	430	46
RITMO (138_) 1.1	138 C1.000	10.82 - 12.87	1116	B	40 kW	430	46
RITMO (138_) 1.1	146 A4.000	08.80 - 08.88	1116	B	44 kW	430	46
RITMO (138_) 1.1	146 A4.048	04.85 - 12.87	1116	B	43 kW	430	46
RITMO (138_) 1.3	138 A1.000	01.78 - 08.85	1301	B	48 kW	443	124
RITMO (138_) 1.3	138 A3.000	01.81 - 09.82	1301	B	55 kW	443	124
RITMO (138_) 1.3	138 B2.000	01.83 - 04.85	1302	B	50 kW	442	123
RITMO (138_) 1.3	149 A7.000	01.78 - 08.85	1302	B	48 kW	442	123
RITMO (138_) 1.5	138 A2.000	01.78 - 12.88	1498	B	55 kW	442	123
RITMO (138_) 1.5	138 A4.000	01.81 - 05.87	1498	B	63 kW	442	123
RITMO (138_) 1.5	138 B3.000	01.83 - 12.87	1498	B	60 kW	442	123
RITMO (138_) 1.5	138 C2.048	01.78 - 12.88	1498	B	55 kW	442	123
RITMO (138_) 1.5	149 A5.000	08.85 - 05.87	1498	B	58 kW	442	123
RITMO (138_) 1.5	149 C1.000	01.78 - 12.88	1498	B	55 kW	443	125
RITMO (138_) 1.6	138 AR.000	05.81 - 12.87	1585	B	77 kW	438	97
RITMO (138_) 1.6	138 AR.000	12.85 - 12.87	1585	B	66 kW	438	97
RITMO (138_) 1.6	149 A4.000	01.83 - 12.87	1585	B	74 kW	437	92
RITMO (138_) 1.7 Diesel	149 B3.000	05.85 - 12.87	1698	D	44 kW	434	73
RITMO (138_) 1.9 TD	831 D1.000	12.85 - 12.87	1929	D	59 kW	434	73
RITMO Cabriolet (138_) 1.3	138 A1.000	10.79 - 09.83	1301	B	48 kW	443	124
RITMO Cabriolet (138_) 100 1.6	138 AR.000	10.85 - 12.87	1585	B	77 kW	438	97
RITMO Cabriolet (138_) 50 1.3	138 B2.000	10.85 - 12.87	1302	B	50 kW	442	123
RITMO Cabriolet (138_) 85 1.5	138 A4.000	01.80 - 07.89	1498	B	63 kW	442	123
RITMO Cabriolet (138_) 85 1.5	138 B3.000	03.83 - 12.86	1498	B	60 kW	442	123
SCUDO Bus (220_) 1.9 D	D9B (XUD9A)	02.96 - 04.98	1905	D	51 kW	436	85
SCUDO Bus (220_) 1.9 D	WJZ (DW8)	04.98 - 12.06	1868	D	51 kW	434	71
SCUDO Bus (220_) 1.9 TD Eco	DHX (XUD9TF/L)	02.96 - 12.06	1905	D	66 kW	437	88
SCUDO Bus (220_) 1.9 TD	D8B	02.96 - 12.06	1905	D	68 kW	436	84
SCUDO Bus (220_) 2.0 16V	RFN (EW10J4)	06.00 - 12.06	1997	B	100 kW	440	111
SCUDO Bus (220_) 2.0 JTD 16V	RHW (DW10ATED4)	05.99 - 12.06	1997	D	80 kW	440	107
SCUDO Bus (220_) 2.0 JTD	RHX	01.04 - 12.06	1997	D	69 kW	441	114
SCUDO Bus (220_) 2.0 JTD	RHZ	12.99 - 12.06	1997	D	80 kW	441	114
SCUDO Bus (270_, 272_) 1.6 D Multijet	9H07 (DV6UC)	02.11 - 03.16	1560	D	66 kW	428	29
SCUDO Bus (270_, 272_) 1.6 D Multijet	9HM (DV6UC)	02.11 - 03.16	1560	D	66 kW	428	30
SCUDO Bus (270_, 272_) 1.6 D Multijet	9HU	01.07 - 03.16	1560	D	66 kW	428	31
SCUDO Bus (270_, 272_) 2.0 D Multijet 4x4	RHK	01.07 - 03.16	1997	D	88 kW	441	112
SCUDO Bus (270_, 272_) 2.0 D Multijet 4x4	RHR	01.07 - 03.16	1997	D	100 kW	441	112
SCUDO Bus (270_, 272_) 2.0 D Multijet	RHH	07.10 - 03.16	1997	D	120 kW	441	112
SCUDO Bus (270_, 272_) 2.0 D Multijet	RHK	01.07 - 03.16	1997	D	88 kW	441	112
SCUDO Bus (270_, 272_) 2.0 D Multijet	RHR	01.07 - 03.16	1997	D	100 kW	441	112
SCUDO Kasten (220_) 1.9 D	D9B (XUD9A)	02.96 - 12.06	1905	D	51 kW	436	85
SCUDO Kasten (220_) 1.9 D	WJY (DW8B)	04.98 - 12.06	1868	D	51 kW	433	70
SCUDO Kasten (220_) 1.9 D	WJZ (DW8)	04.98 - 12.06	1868	D	51 kW	434	71
SCUDO Kasten (220_) 1.9 TD	D8B	02.98 - 12.06	1905	D	68 kW	436	84
SCUDO Kasten (220_) 1.9 TD	DHX (XUD9TF/L)	02.96 - 12.06	1905	D	66 kW	437	88
SCUDO Kasten (220_) 2.0 JTD 16V	RHK (DW10UTED4)	05.99 - 12.06	1997	D	80 kW	441	112
SCUDO Kasten (220_) 2.0 JTD 16V	RHM (DW10ATED4)	05.99 - 12.06	1997	D	80 kW	440	107
SCUDO Kasten (220_) 2.0 JTD 16V	RHW (DW10ATED4)	05.99 - 12.06	1997	D	80 kW	440	107
SCUDO Kasten (220_) 2.0 JTD	RHX	10.99 - 12.06	1997	D	69 kW	441	114
SCUDO Kasten (220_) 2.0 JTD	RHZ	12.02 - 12.06	1997	D	80 kW	441	114
SCUDO Kasten (220_) 2.0	RFN (EW10J4)	05.00 - 12.06	1997	B	100 kW	440	111
SCUDO Kasten (270_, 272_) 1.6 D Multijet	9H07 (DV6UC)	02.11 - 03.16	1560	D	66 kW	428	29
SCUDO Kasten (270_, 272_) 1.6 D Multijet	9HM (DV6UC)	02.11 - 03.16	1560	D	66 kW	428	30
SCUDO Kasten (270_, 272_) 1.6 D Multijet	9HU	01.07 - 03.16	1560	D	66 kW	428	31
SCUDO Kasten (270_, 272_) 2.0 D Multijet 4x4	RHK	01.07 - 03.16	1997	D	88 kW	441	112
SCUDO Kasten (270_, 272_) 2.0 D Multijet 4x4	RHR	01.07 - 03.16	1997	D	100 kW	441	112
SCUDO Kasten (270_, 272_) 2.0 D Multijet	RHH	07.10 - 03.16	1997	D	120 kW	441	112
SCUDO Kasten (270_, 272_) 2.0 D Multijet	RHK	01.07 - 03.16	1997	D	88 kW	441	112
SCUDO Kasten (270_, 272_) 2.0 D Multijet	RHR	01.07 - 03.16	1997	D	100 kW	441	112
SCUDO Kasten (270_, 272_) 2.0 D Multijet	RHH	07.10 - 03.16	1997	D	120 kW	441	112
SCUDO Kasten (270_, 272_) 2.0 D Multijet	RHK	01.07 - 03.16	1997	D	88 kW	441	112

			<b>ccm</b>		<b>kw</b>		<b>1</b> POS
SCUDO Kasten (270_, 272_) 2.0 D Multijet	RHR	01.07 - 03.16	1997	D	100 kW	441	112
SCUDO Pritsche/Fahrgestell (220_) 1.9 D	WJY (DW8)	04.98 - 12.06	1868	D	51 kW	434	72
SCUDO Pritsche/Fahrgestell (220_) 1.9 TD	DHX (XUD9TF/L)	09.96 - 12.06	1905	D	68 kW	437	88
SCUDO Pritsche/Fahrgestell (220_) 2.0 JTD 16V	RHK (DW10UTED4)	05.99 - 12.06	1997	D	80 kW	441	112
SCUDO Pritsche/Fahrgestell (220_) 2.0 JTD 16V	RHM (DW10ATED4)	05.99 - 12.06	1997	D	80 kW	440	107
SCUDO Pritsche/Fahrgestell (220_) 2.0 JTD 16V	RHW (DW10ATED4)	05.99 - 12.06	1997	D	80 kW	440	107
SCUDO Pritsche/Fahrgestell (220_) 2.0 JTD	RHX	10.99 - 12.06	1997	D	69 kW	441	114
SCUDO Pritsche/Fahrgestell (220_) 2.0 JTD	RHZ	12.02 - 12.06	1997	D	80 kW	441	114
SCUDO Pritsche/Fahrgestell (270_, 272_) 1.6 D Multijet	9HU	01.07 - 03.16	1560	D	66 kW	428	31
SCUDO Pritsche/Fahrgestell (270_, 272_) 2.0 D Multijet	DW10BTED4	01.07 - 03.16	1997	D	100 kW	441	112
SCUDO Pritsche/Fahrgestell (270_, 272_) 2.0 D Multijet	RHH	07.10 - 03.16	1997	D	120 kW	441	112
SCUDO Pritsche/Fahrgestell (270_, 272_) 2.0 D Multijet	RHK	01.07 - 03.16	1997	D	88 kW	441	112
SCUDO Pritsche/Fahrgestell (270_, 272_) 2.0 D Multijet	RHR	01.07 - 03.16	1997	D	100 kW	441	112
SEDICI (189_) 1.9 D Multijet 4x4	D19AA	06.06 - 10.11	1910	D	88 kW	433	69
SEDICI (189_) 1.9 D Multijet	D19AA	06.06 - 10.11	1910	D	88 kW	433	69
SEDICI (189_) 2.0 D Multijet 4x4	D20AA	06.06 - 10.14	1956	D	99 kW	436	83
SEDICI (189_) 2.0 D Multijet	D20AA	06.06 - 10.14	1956	D	99 kW	436	83
SEICENTO / 600 (187_) 0.9 (187AXA, 187AXA1A)	1170 A1.046	11.97 - 12.08	899	B	29 kW	424	4
SEICENTO / 600 (187_) 1.1 (187AXB, 187AXB1A, 187AXC1A02)	176 B2.000	01.98 - 01.10	1108	B	40 kW	426	16
SEICENTO / 600 (187_) 1.1 (187AXB, 187AXB1A, 187AXC1A02)	187 A1.000	01.98 - 01.10	1108	B	40 kW	426	14
SEICENTO / 600 Kasten/Schrägheck (287_) 0.9 (187AXA)	1170 A1.046	01.98 - 01.10	899	B	29 kW	424	4
SEICENTO / 600 Kasten/Schrägheck (287_) 1.1 (187CXB/C)	176 B2.000	01.98 - 01.10	1108	B	40 kW	426	16
SIENA (178_, 172_) 1.0 16V	178 D9.011	03.00 - 02.03	999	B	52 kW	425	12
SIENA (178_, 172_) 1.0 16V	310 A1.011	03.00 - 02.03	999	B	52 kW	425	12
SIENA (178_, 172_) 1.0 Flex	178 D9.011	09.00 - 12.09	999	B/E	48 kW	425	12
SIENA (178_, 172_) 1.0 Flex	178 F1.011	09.00 - 12.09	999	B/E	48 kW	425	12
SIENA (178_, 172_) 1.0 Flex	178 F1.011	11.07 - 12.16	999	B/E	55 kW	425	12
SIENA (178_, 172_) 1.0 Flex	310 A1.011	11.07 - 12.16	999	B/E	55 kW	425	12
SIENA (178_, 172_) 1.0 RST Fire Flex	178 F1.011	03.05 - 12.09	999	B/E	49 kW	425	12
SIENA (178_, 172_) 1.0 RST Fire	178 D9.011	03.02 - 02.05	999	B	40 kW	425	12
SIENA (178_, 172_) 1.0	178 A3.011	01.99 - 08.00	994	B	45 kW	428	34
SIENA (178_, 172_) 1.0	178 D9.011	03.04 - 12.05	999	B	48 kW	425	12
SIENA (178_, 172_) 1.0	178 D9.011	01.99 - 08.00	999	B	45 kW	425	12
SIENA (178_, 172_) 1.0	178 F1.011	03.04 - 12.05	999	B	48 kW	425	12
SIENA (178_, 172_) 1.0	178 F1.011	06.99 - 12.12	999	B	55 kW	425	12
SIENA (178_, 172_) 1.2 (178CYE1AAT)	188 A5.000	06.01 - 10.07	1242	B	60 kW	427	24
SIENA (178_, 172_) 1.3 (178CXG1AAM, 178CXG1AAP, 178CXG1AAT)	178 B5.000	09.98 - 12.02	1242	B	54 kW	427	22
SIENA (178_, 172_) 1.3 (178CXS1AAI, 178BYA1AAT, 178CYA1AAT)	178 C4.066	09.01 - 12.12	1242	B	44 kW	427	23
SIENA (178_, 172_) 1.3 (178CXS1AAI, 178BYA1AAT, 178CYA1AAT)	188 A4.000	09.01 - 12.12	1242	B	44 kW	427	25
SIENA (178_, 172_) 1.3 Flex	178 E9.011	03.04 - 05.05	1242	B/E	52 kW	427	23
SIENA (178_, 172_) 1.3 JTD	188 A9.000	09.03 - 12.09	1248	D	51 kW	425	10
SIENA (178_, 172_) 1.3	178 E8.011	09.02 - 02.04	1242	B	49 kW	427	23
SIENA (178_, 172_) 1.3	178 E9.011	06.04 - 12.09	1242	B	52 kW	427	23
SIENA (178_, 172_) 1.3	188 A5.000	03.00 - 12.09	1242	B	59 kW	427	24
SIENA (178_, 172_) 1.4	350 A1.000	03.05 - 12.09	1368	B	57 kW	428	28
SIENA (178_, 172_) 1.5 Bipower	178 A6.011	09.03 - 12.05	1497	B/G	57 kW	428	34
SIENA (178_, 172_) 1.5 RST Alcool	178 A6.011	01.00 - 02.04	1497	E	57 kW	428	34
SIENA (178_, 172_) 1.5	178 E5.022	06.04 - 12.09	1461	B	62 kW	428	33
SIENA (178_, 172_) 1.6 (178CYC1AAT)	182 B6.000	11.00 - 12.12	1596	B	76 kW	431	53
SIENA (178_, 172_) 1.6 16V (178CXD1AAT)	178 B3.000	09.98 - 12.04	1581	B	76 kW	443	127
SIENA (178_, 172_) 1.6 16V	178 A8.011	10.97 - 02.03	1581	B	78 kW	443	126
SIENA (178_, 172_) 1.6 16V	178 B3.000	09.98 - 12.09	1581	B	74 kW	443	127
SIENA (178_, 172_) 1.6 16V	182 B6.000	10.97 - 02.03	1596	B	78 kW	431	53
SIENA (178_, 172_) 1.6 Flex	310 A5.011	08.10 - 12.12	1598	B/E	86 kW	429	39
SIENA (178_, 172_) 1.6	310 A5.011	09.10 - 10.13	1598	B	84 kW	429	39
SIENA (178_, 172_) 1.7 D	176 A3.000	06.97 - 12.09	1698	D	52 kW	434	73
SIENA (178_, 172_) 1.7 D	176 B7.000	05.99 - 12.09	1698	D	47 kW	434	73
SIENA (178_, 172_) 1.7 TD	176 A3.000	02.06 - 12.09	1698	D	51 kW	434	73
SIENA (178_, 172_) 1.8 (17145C1)	93313090-7U	01.06 - 07.10	1796	B	81 kW	431	55
SIENA (178_, 172_) 1.8 (17241C1)	93313090-7U	08.08 - 07.11	1796	B	77 kW	431	55
SIENA (178_, 172_) 1.8 Bipower	93313090-7U	03.04 - 12.09	1796	B/E	81 kW	431	55
SIENA (178_, 172_) 1.8 Bipower	93313090-7U	06.01 - 06.05	1796	B/G	77 kW	431	55















							
SIENA (178_ 172_) 1.8 Flex (17241C1)	93313090-H2	05.06 - 07.10	1796	B/E	84 kW	431	55
SIENA (178_ 172_) 1.8	93313090-7U	02.03 - 02.04	1796	B	76 kW	431	55
SIENA (178_ 172_) 1.8	93313090-7U	06.01 - 12.09	1796	B	78 kW	431	55
SIENA (178_ 172_) 1.9 D	223 A6.000	01.04 - 12.08	1910	D	46 kW	432	64
STILO (192_) 1.2 16V (192_XA1B)	188 A5.000	02.02 - 11.06	1242	B	59 kW	427	24
STILO (192_) 1.4 16V (192AXH1B, 192BXH1B)	843 A1.000	10.03 - 12.07	1368	B	70 kW	427	27
STILO (192_) 1.4 16V	192 B2.000	03.05 - 11.06	1368	B	66 kW	427	27
STILO (192_) 1.6 16V (192_XB1A)	182 B6.000	10.01 - 11.06	1596	B	76 kW	431	53
STILO (192_) 1.6 16V	192 B3.000	05.05 - 11.06	1598	B	77 kW	429	41
STILO (192_) 1.6	182 B6.000	04.05 - 11.06	1596	B	100 kW	431	53
STILO (192_) 1.8 (192BX)	PN93327669	01.04 - 11.06	1796	B	90 kW	431	54
STILO (192_) 1.8 16V (192AXC1A, 192BXC1A)	192 A4.000	10.01 - 12.07	1747	B	98 kW	432	61
STILO (192_) 1.8 16V	192 A4.000	06.02 - 12.04	1747	B	90 kW	432	61
STILO (192_) 1.8 8V	PN93327668	06.02 - 04.10	1796	B	76 kW	431	55
STILO (192_) 1.8 Flex	93337154-J1	10.05 - 11.10	1796	B/E	84 kW	431	55
STILO (192_) 1.9 D Multijet	192 A8.000	09.05 - 11.06	1910	D	88 kW	432	64
STILO (192_) 1.9 D Multijet	192 A9.000	09.05 - 11.06	1910	D	74 kW	432	64
STILO (192_) 1.9 D Multijet	937 A5.000	09.05 - 11.06	1910	D	110 kW	431	57
STILO (192_) 1.9 JTD (192AXS1B, 192BXS1B)	192 B5.000	09.04 - 11.06	1910	D	66 kW	433	68
STILO (192_) 1.9 JTD (192_XE1A)	192 A1.000	10.01 - 12.07	1910	D	85 kW	432	64
STILO (192_) 1.9 JTD (192_XE1A)	937 A7.000	10.01 - 12.07	1910	D	85 kW	432	64
STILO (192_) 1.9 JTD (192_XF1A)	192 A3.000	02.02 - 11.06	1910	D	59 kW	432	64
STILO (192_) 1.9 JTD	192 A5.000	01.04 - 11.06	1910	D	103 kW	431	57
STILO (192_) 1.9 JTD	192 B1.000	04.04 - 11.06	1910	D	100 kW	431	57
STILO (192_) 1.9 JTD	937 A4.000	09.03 - 11.06	1910	D	93 kW	431	57
STILO (192_) 2.4 20V (192_XD1A, 192AXD12)	192 A2.000	10.01 - 12.07	2446	B	125 kW	435	81
STILO (192_) 2.4 20V	192 A7.011	06.02 - 12.08	2446	B	123 kW	435	82
STILO Multi Wagon (192_) 1.4 16V	192 B2.000	03.05 - 08.08	1368	B	66 kW	427	27
STILO Multi Wagon (192_) 1.4 16V	843 A1.000	01.04 - 08.08	1368	B	70 kW	427	27
STILO Multi Wagon (192_) 1.6 16V	182 B6.000	01.03 - 08.08	1596	B	76 kW	431	53
STILO Multi Wagon (192_) 1.6 16V	192 B3.000	03.05 - 12.07	1598	B	77 kW	429	41
STILO Multi Wagon (192_) 1.8 16V	192 A4.000	01.03 - 08.08	1747	B	98 kW	432	61
STILO Multi Wagon (192_) 1.8	PN93327669	01.04 - 08.08	1796	B	90 kW	431	54
STILO Multi Wagon (192_) 1.9 D Multijet (192DXT1B)	937 A5.000	09.05 - 08.08	1910	D	110 kW	431	57
STILO Multi Wagon (192_) 1.9 D Multijet	192 A8.000	09.05 - 08.08	1910	D	88 kW	432	64
STILO Multi Wagon (192_) 1.9 D Multijet	192 A9.000	09.05 - 08.08	1910	D	74 kW	432	64
STILO Multi Wagon (192_) 1.9 D	192 B5.000	09.04 - 08.08	1910	D	66 kW	433	68
STILO Multi Wagon (192_) 1.9 JTD	192 A1.000	01.03 - 08.08	1910	D	85 kW	432	64
STILO Multi Wagon (192_) 1.9 JTD	192 A3.000	01.03 - 08.08	1910	D	59 kW	432	64
STILO Multi Wagon (192_) 1.9 JTD	192 A5.000	01.04 - 08.08	1910	D	103 kW	431	57
STILO Multi Wagon (192_) 1.9 JTD	192 B1.000	04.04 - 08.08	1910	D	100 kW	431	57
STILO Multi Wagon (192_) 1.9 JTD	937 A4.000	09.03 - 08.08	1910	D	93 kW	431	57
STILO Multi Wagon (192_) 1.9 JTD	937 A7.000	01.03 - 08.08	1910	D	85 kW	432	64
STILO Multi Wagon (192_) 2.4 20V (19245ZO)	192 A7.011	01.04 - 08.08	2446	B	123 kW	435	82
STILO VAN (192_) 1.4 (192DXH1B)	843 A1.000	01.04 - 08.08	1368	B	70 kW	427	27
STILO VAN (192_) 1.6 (192DXB1A)	182 B6.000	04.05 - 08.08	1596	B	100 kW	431	53
STILO VAN (192_) 1.6 (192DXR1A)	192 B3.000	04.05 - 08.08	1598	B	77 kW	429	41
STILO VAN (192_) 1.9 JTD (192DXE1A)	192 A1.000	10.01 - 08.05	1910	D	85 kW	432	64
STILO VAN (192_) 1.9 JTD (192DXF1A)	192 A3.000	10.01 - 08.05	1910	D	59 kW	432	64
STILO VAN (192_) 1.9 JTD (192DXG1B)	192 A5.000	09.03 - 08.05	1910	D	103 kW	431	57
STILO VAN (192_) 1.9 JTD (192DXG1B)	192 B1.000	02.04 - 08.08	1910	D	100 kW	431	57
STILO VAN (192_) 1.9 JTD (192DXG1B)	937 A4.000	09.03 - 08.05	1910	D	93 kW	431	57
STILO VAN (192_) 1.9 JTD (192DXS1A)	192 A8.000	09.05 - 08.08	1910	D	88 kW	432	64
STILO VAN (192_) 1.9 JTD (192DXT1B)	937 A5.000	09.05 - 08.08	1910	D	110 kW	431	57
STRADA Pick-up (178_ 278_) 1.2 Trekking	178 B7.045	11.05	1242	B	60 kW	427	23
STRADA Pick-up (178_ 278_) 1.2	178 B5.000	06.99 - 12.06	1242	B	54 kW	427	22
STRADA Pick-up (178_ 278_) 1.2	178 E8.011	09.02	1242	B	49 kW	427	23
STRADA Pick-up (178_ 278_) 1.2	188 A4.000	04.03	1242	B	44 kW	427	25
STRADA Pick-up (178_ 278_) 1.3 D Multijet (278AYR1A)	199 B1.000	10.10	1248	D	70 kW	425	8
STRADA Pick-up (178_ 278_) 1.3 D Multijet (278AYR1A)	199 B1.000	03.10	1248	D	64 kW	425	8
STRADA Pick-up (178_ 278_) 1.3 D Multijet	223 A9.000	05.06	1248	D	62 kW	425	8
STRADA Pick-up (178_ 278_) 1.5 Álcool	178 A6.011	07.99 - 02.04	1497	E	55 kW	428	34



			<b>ccm</b>		<b>kw</b>		<b>1 POS</b>
STRADA Pick-up (178_, 278_) 1.5	178 A5.011	10.98 - 02.03	1497	B	56 kW	428	34
STRADA Pick-up (178_, 278_) 1.6 (178EXG)	310 A5.011	09.09	1598	B	85 kW	429	39
STRADA Pick-up (178_, 278_) 1.6 16V	178 D2.011	02.98 - 02.03	1581	B	78 kW	443	128
STRADA Pick-up (178_, 278_) 1.6 Flex	310 A5.011	09.09	1598	B/E	86 kW	429	39
STRADA Pick-up (178_, 278_) 1.6 Trekking	178 D2.011	11.05	1581	B	76 kW	443	128
STRADA Pick-up (178_, 278_) 1.7 TD	176 A3.000	06.99 - 12.06	1698	D	51 kW	434	73
STRADA Pick-up (178_, 278_) 1.7 TD	176 A3.000	02.02 - 01.10	1698	D	52 kW	434	73
STRADA Pick-up (178_, 278_) 1.8 Flex (27802P3)	192 A4.000	08.10 - 01.21	1747	B/E	97 kW	432	61
STRADA Pick-up (178_, 278_) 1.8 Flex	93313090-7U	06.04 - 04.06	1796	B/E	81 kW	431	55
STRADA Pick-up (178_, 278_) 1.8 Flex	93313090-H2	08.05 - 07.10	1796	B/E	84 kW	431	55
STRADA Pick-up (178_, 278_) 1.8	93313090-7U	08.05 - 07.10	1796	B	82 kW	431	55
STRADA Pick-up (178_, 278_) 1.8	93313090-7U	01.03 - 04.11	1796	B	76 kW	431	55
STRADA Pick-up (178_, 278_) 1.9 D	223 A6.000	12.00	1910	D	46 kW	432	64
STRADA Pick-up (178_, 278_) 1.9 JTD	188 A2.000	04.03	1910	D	59 kW	432	64
TALENTO Bus (290_) 1.9 D (290UEHK)	149 B1.000	03.89 - 03.94	1929	D	52 kW	434	73
TALENTO Bus (296_) 1.6 D	R9M 408	06.16	1598	D	70 kW	430	48
TALENTO Bus (296_) 1.6 D	R9M 408	06.16	1598	D	92 kW	430	48
TALENTO Bus (296_) 1.6 D	R9M 408	06.16	1598	D	107 kW	430	48
TALENTO Bus (296_) 1.6 D	R9M 413	06.16	1598	D	70 kW	430	48
TALENTO Bus (296_) 1.6 D	R9M 413	05.18	1598	D	89 kW	430	48
TALENTO Bus (296_) 1.6 D	R9M 452	06.16	1598	D	92 kW	430	48
TALENTO Bus (296_) 1.6 D	R9M 452	06.16	1598	D	107 kW	430	48
TALENTO Kasten (290_) 1.9 D (290UK)	149 B1.000	03.89 - 03.94	1929	D	52 kW	434	73
TALENTO Kasten (296_) 1.6 D	R9M 408	06.16	1598	D	85 kW	430	48
TALENTO Kasten (296_) 1.6 D	R9M 408	06.16	1598	D	70 kW	430	48
TALENTO Kasten (296_) 1.6 D	R9M 408	06.16	1598	D	89 kW	430	48
TALENTO Kasten (296_) 1.6 D	R9M 408	06.16	1598	D	92 kW	430	48
TALENTO Kasten (296_) 1.6 D	R9M 408	06.16	1598	D	107 kW	430	48
TALENTO Kasten (296_) 1.6 D	R9M 413	06.16	1598	D	70 kW	430	48
TALENTO Kasten (296_) 1.6 D	R9M 413	06.16	1598	D	89 kW	430	48
TALENTO Kasten (296_) 1.6 D	R9M 450	06.16	1598	D	89 kW	430	48
TALENTO Kasten (296_) 1.6 D	R9M 452	06.16	1598	D	92 kW	430	48
TALENTO Kasten (296_) 1.6 D	R9M 452	06.16	1598	D	107 kW	430	48
TALENTO Pritsche/Fahrgestell (290_) 1.9 D (290UAK, 290UTK)	149 B1.000	03.89 - 03.94	1929	D	52 kW	434	73
TALENTO Pritsche/Fahrgestell (296_) 1.6 D	R9M 408	06.16	1598	D	92 kW	430	48
TALENTO Pritsche/Fahrgestell (296_) 1.6 D	R9M 408	06.16	1598	D	107 kW	430	48
TALENTO Pritsche/Fahrgestell (296_) 1.6 D	R9M 413	06.16	1598	D	89 kW	430	48
TALENTO Pritsche/Fahrgestell (296_) 1.6 D	R9M 452	06.16	1598	D	92 kW	430	48
TALENTO Pritsche/Fahrgestell (296_) 1.6 D	R9M 452	06.16	1598	D	107 kW	430	48
TEMPRA (159_) 1.4 i.e. (159.AA)	159 A2.000	03.91 - 08.96	1372	B	57 kW	430	50
TEMPRA (159_) 1.4 i.e. (159.AC, 159.AX)	159 A2.000	04.90 - 08.96	1372	B	51 kW	430	50
TEMPRA (159_) 1.6 (159.AD)	159 A3.000	03.90 - 04.94	1581	B	63 kW	442	123
TEMPRA (159_) 1.8 i.e. (159.AN)	159 A4.000	03.90 - 08.96	1756	B	81 kW	437	92
TEMPRA (159_) 1.8 i.e. (159.AN)	159 A4.046	03.92 - 08.96	1756	B	77 kW	438	94
TEMPRA (159_) 1.8 i.e. (159.AV)	835 C2.000	09.93 - 08.96	1756	B	76 kW	438	94
TEMPRA (159_) 1.8 i.e. (159.AZ)	835 C4.000	09.93 - 08.96	1756	B	66 kW	438	94
TEMPRA (159_) 1.8 i.e. (159.BY)	836 A5.000	10.94 - 08.96	1756	B	74 kW	438	94
TEMPRA (159_) 1.9 D (159.AG)	149 A1.000	07.91 - 08.96	1929	D	48 kW	434	73
TEMPRA (159_) 1.9 D (159.AG)	160 A7.000	07.91 - 08.96	1929	D	48 kW	434	73
TEMPRA (159_) 1.9 TD (159.AQ)	160 B6.046	07.92 - 08.96	1929	D	59 kW	434	76
TEMPRA (159_) 1.9 TD (159.CU, 159.AU, 159.AI, 159.BI)	160 A6.000	05.90 - 08.96	1929	D	66 kW	434	76
TEMPRA (159_) 2.0 16V	154 E1.000	09.93 - 12.98	1995	B	93 kW	439	101
TEMPRA (159_) 2.0 16V	154 E1.000	01.94 - 06.98	1995	B	97 kW	439	101
TEMPRA (159_) 2.0 i.e. (159.AP)	159 A6.046	10.90 - 09.96	1995	B	83 kW	438	96
TEMPRA (159_) 2.0 Álcool	159 B2.011	11.92 - 04.94	1995	E	71 kW	438	98
TEMPRA (159_) 2.0 Álcool	159 C1.011	05.94 - 12.98	1995	E	81 kW	438	98
TEMPRA (159_) 2.0	149 E1.011	11.92 - 11.95	1995	B	71 kW	438	98
TEMPRA (159_) 2.0	159 A6.046	04.90 - 12.98	1995	B	81 kW	438	96
TEMPRA (159_) 2.0	159 A6.046	05.94 - 12.98	1995	B	76 kW	438	96
TEMPRA (159_) 2.0	159 A6.046	04.90 - 06.93	1995	B	80 kW	438	96
TEMPRA S.W. (159_) 1.4 (159AA)	159 A2.000	04.91 - 06.93	1372	B	54 kW	430	50
TEMPRA S.W. (159_) 1.4 i.e. (159.AC)	159 A2.000	03.91 - 08.96	1372	B	57 kW	430	50


















							
			ccm				
TEMPRA S.W. (159_) 1.4 i.e. (159.AC, 159.AX)	159 A2.000	10.92 - 08.96	1372	B	51 kW	430	50
TEMPRA S.W. (159_) 1.6	159 A3.000	12.90 - 04.93	1581	B	63 kW	442	123
TEMPRA S.W. (159_) 1.8 i.e. (159.AM)	159 A4.000	03.90 - 08.96	1756	B	81 kW	437	92
TEMPRA S.W. (159_) 1.8 i.e. (159.AN)	159 A4.046	03.92 - 12.93	1756	B	77 kW	438	94
TEMPRA S.W. (159_) 1.8 i.e. (159.AV)	835 C2.000	09.93 - 08.96	1756	B	76 kW	438	94
TEMPRA S.W. (159_) 1.8 i.e. (159.AZ)	835 C4.000	09.93 - 08.96	1756	B	66 kW	438	94
TEMPRA S.W. (159_) 1.8 i.e. (159.BY)	836 A5.000	10.94 - 08.96	1756	B	74 kW	438	94
TEMPRA S.W. (159_) 1.9 D (159.AG)	149 A1.000	07.91 - 08.96	1929	D	48 kW	434	73
TEMPRA S.W. (159_) 1.9 D (159.AG)	160 A7.000	07.91 - 08.96	1929	D	48 kW	434	73
TEMPRA S.W. (159_) 1.9 D (159.AG)	160 A7.000	07.93 - 07.96	1929	D	48 kW	434	73
TEMPRA S.W. (159_) 1.9 TD (159.AI, 159.BI, 159.CU, 159.AU)	160 A6.000	07.91 - 02.95	1929	D	66 kW	434	76
TEMPRA S.W. (159_) 1.9 TD (159.AQ)	160 B6.046	03.92 - 06.93	1929	D	59 kW	434	76
TEMPRA S.W. (159_) 1.9 TD (159.AI, 159.BI)	160 A6.000	04.90 - 07.96	1929	D	66 kW	434	76
TEMPRA S.W. (159_) 2.0 i.e. (159.AP)	159 A6.046	01.91 - 03.95	1995	B	83 kW	438	96
TEMPRA S.W. (159_) 2.0 i.e. 4x4 (159.AP)	159 A6.046	03.92 - 03.95	1995	B	83 kW	438	96
TEMPRA S.W. (159_) 2.0	159 A6.046	05.94 - 10.97	1995	B	81 kW	438	96
TEMPRA S.W. (159_) 2.0	159 A6.046	04.91 - 06.93	1995	B	80 kW	438	96
TIPO (160_) 1.1 (160.AA)	160 A3.000	01.88 - 10.91	1108	B	41 kW	425	13
TIPO (160_) 1.4 (160.AC)	160 A1.000	07.87 - 12.89	1372	B	52 kW	430	50
TIPO (160_) 1.4 i.e.	159 A2.000	05.89 - 04.95	1372	B	57 kW	430	50
TIPO (160_) 1.6 (160.AE)	160 A2.000	01.88 - 10.91	1581	B	61 kW	442	123
TIPO (160_) 1.6 (160.AZ)	159 A3.000	12.95 - 12.96	1581	B	69 kW	442	123
TIPO (160_) 1.6 SX DGT	159 A3.000	05.89 - 10.95	1581	B	66 kW	442	123
TIPO (160_) 1.6	160 A2.000	03.88 - 10.92	1581	B	58 kW	442	123
TIPO (160_) 1.7 D (160.AG)	149 B4.000	01.88 - 05.95	1697	D	43 kW	434	73
TIPO (160_) 1.7 D (160.AG)	149 B4.000	01.88 - 10.95	1697	D	45 kW	434	73
TIPO (160_) 1.8 i.e. (160.AY)	159 A4.046	10.90 - 06.93	1756	B	77 kW	438	94
TIPO (160_) 1.8 i.e. (160.ED)	835 C2.000	03.93 - 10.95	1756	B	76 kW	438	94
TIPO (160_) 1.8 i.e. (160.EQ, 160.AM)	159 A4.000	10.94 - 10.95	1756	B	74 kW	437	92
TIPO (160_) 1.8 i.e. (160.EQ, 160.AM)	836 A5.000	10.94 - 10.95	1756	B	74 kW	438	94
TIPO (160_) 1.8 i.e. 16V Sport	160 A5.000	11.89 - 06.92	1756	B	100 kW	439	101
TIPO (160_) 1.8 i.e.	159 A4.000	10.90 - 06.93	1756	B	81 kW	437	92
TIPO (160_) 1.8 i.e.	835 C4.000	09.93 - 04.95	1756	B	66 kW	438	94
TIPO (160_) 1.8 i.e.	836 A5.000	03.93 - 04.95	1756	B	71 kW	438	94
TIPO (160_) 1.9 D	149 A1.000	07.91 - 08.95	1929	D	48 kW	434	73
TIPO (160_) 1.9 D	160 A7.000	07.91 - 08.95	1929	D	48 kW	434	73
TIPO (160_) 1.9 TD (160.AW)	160 B6.046	03.92 - 06.93	1929	D	59 kW	434	76
TIPO (160_) 1.9 TD (160.EL, 160.GL, 160.AQ, 160.EI, 160.AR)	160 A6.000	09.90 - 05.95	1929	D	66 kW	434	76
TIPO (160_) 1.9 TD (160.EL, 160.GL, 160.AQ, 160.EI, 160.AR)	160 A6.046	09.90 - 05.95	1929	D	66 kW	434	76
TIPO (160_) 1.9 TD (160.AR)	160 A6.046	04.90 - 10.92	1929	D	69 kW	434	76
TIPO (160_) 2.0 16V (160.AV)	160 A8.046	07.91 - 04.95	1995	B	107 kW	439	102
TIPO (160_) 2.0 i.e. (160.AT, 160.AJ)	159 A6.046	03.90 - 05.95	1995	B	83 kW	438	96
TIPO (160_) 2.0 i.e. 16V Sport (160.EF)	836 A3.000	03.93 - 04.95	1995	B	102 kW	439	104
TIPO (160_) 2.0	159 A6.046	10.90 - 10.92	1995	B	85 kW	438	96
TIPO (160_) 2.0	836 A3.011	03.93 - 10.95	1995	B	101 kW	439	102
TIPO Kombi (356_, 357_) 1.4 (356WXA1B)	843 A1.000	03.16 - 10.20	1368	B	70 kW	427	27
TIPO Schrägheck (356_, 357_) 1.3 D (356HXH1A)	199 B1.000	03.16 - 10.20	1248	D	70 kW	425	8
TIPO Schrägheck (356_, 357_) 1.4 (356HXA1B)	843 A1.000	03.16 - 10.20	1368	B	70 kW	427	27
TIPO Stufenheck (356_, 357_) 1.3 D (356SXB1A, 356SXH1A, 356SXD1A)	199 B1.000	10.15 - 10.20	1248	D	70 kW	425	8
TIPO Stufenheck (356_, 357_) 1.4 (356SXA1B)	843 A1.000	10.15 - 10.20	1368	B	70 kW	427	27
ULYSSE (179_) 2.0 (179BXA11, 179BXA1A)	RFN (EW10J4)	08.02 - 06.11	1997	B	100 kW	440	111
ULYSSE (179_) 2.0 D Multijet	RHK	05.06 - 06.11	1997	D	88 kW	441	112
ULYSSE (179_) 2.0 D Multijet	RHR	05.06 - 06.11	1997	D	100 kW	441	112
ULYSSE (179_) 2.0 JTD	RHM (DW10ATED4)	05.03 - 08.06	1997	D	79 kW	440	107
ULYSSE (179_) 2.0 JTD	RHW (DW10ATED4)	08.02 - 08.06	1997	D	80 kW	440	107
ULYSSE (179_) 2.2 D Multijet	4HT (DW12BTED4)	03.08 - 06.11	2179	D	125 kW	440	106
ULYSSE (179_) 2.2 JTD	4HP	03.08 - 06.11	2179	D	120 kW	440	108
ULYSSE (179_) 2.2 JTD	4HR	03.08 - 06.11	2179	D	120 kW	440	108
ULYSSE (179_) 2.2 JTD	4HW (DW12ATED4)	08.02 - 08.06	2179	D	94 kW	440	109
ULYSSE (179_) 3.0	XFW	08.02 - 06.11	2946	B	150 kW	443	130
ULYSSE (220_) 1.8 (220.BB5)	LFW (XU7JP)	05.97 - 08.02	1761	B	73 kW	437	91
ULYSSE (220_) 1.9 TD (220.AH5)	DHX (XUD9TF/L)	02.95 - 08.02	1905	D	66 kW	437	88

			<b>ccm</b>		<b>kw</b>		<b>1</b> POS
ULYSSE (220_) 1.9 TD	DHX (XUD9TF/L)	05.97 - 12.99	1905	D	68 kW	437	88
ULYSSE (220_) 2.0 (220.AC5)	RFU (XU10J2C)	06.94 - 08.02	1998	B	89 kW	442	120
ULYSSE (220_) 2.0 16V (220.AQ5)	RFN (EW10J4)	09.00 - 08.02	1997	B	100 kW	440	111
ULYSSE (220_) 2.0 16V	RFV	05.98 - 09.00	1998	B	97 kW	442	121
ULYSSE (220_) 2.0 JTD 16V	RHW (DW10ATED4)	05.99 - 08.02	1997	D	80 kW	440	107
ULYSSE (220_) 2.0 JTD	RHZ	10.99 - 08.02	1997	D	80 kW	441	114
ULYSSE (220_) 2.0 Turbo (220.AD5)	RGX (XU10J2CTE)	06.94 - 08.02	1998	B	108 kW	442	122
ULYSSE (220_) 2.1 TD	P8C	03.96 - 10.99	2088	D	80 kW	440	110
UNO (146_) 0.9	100 GL.000	02.84 - 08.89	903	B	30 kW	424	3
UNO (146_) 1.0 (146E)	146 C4.011	05.93 - 08.00	994	B	41 kW	428	34
UNO (146_) 1.0 (146E)	146 C8.000	05.93 - 08.00	994	B	41 kW	428	34
UNO (146_) 1.0 (146E)	156 A2.000	06.89 - 02.92	999	B	31 kW	425	13
UNO (146_) 1.0 Flex (146AE)	146 E1.011	06.05 - 12.09	999	B/E	49 kW	425	12
UNO (146_) 1.0 Flex (146AE)	178 F1.011	06.05 - 12.09	999	B/E	49 kW	425	12
UNO (146_) 1.0 Mille Brio	146 B4.000	01.91 - 12.92	994	B	40 kW	428	34
UNO (146_) 1.0 Mille Fire MPI	156 A2.246	06.01 - 12.03	999	B	40 kW	425	13
UNO (146_) 1.0 Mille Fire MPI	178 D9.011	06.01 - 12.03	999	B	40 kW	425	12
UNO (146_) 1.0 iE	156 A2.246	05.98 - 08.00	999	B	34 kW	425	13
UNO (146_) 1.0 Álcool	156 A2.246	09.98 - 12.03	999	E	45 kW	425	13
UNO (146_) 1.0 Álcool	178 A4.011	09.98 - 12.03	994	E	45 kW	428	34
UNO (146_) 1.0 Álcool	178 D9.011	09.98 - 12.03	999	E	45 kW	425	12
UNO (146_) 1.0	146 A2.166	08.90 - 06.01	994	B	35 kW	425	11
UNO (146_) 1.0	146 A7.011	05.93 - 06.01	994	B	42 kW	428	34
UNO (146_) 1.0	146 C8.000	05.93 - 06.01	994	B	42 kW	428	34
UNO (146_) 1.1 IE	160 A3.000	08.92 - 12.96	1108	B	36 kW	425	13
UNO (146_) 1.1	146 A4.048	10.88 - 06.06	1116	B	43 kW	430	46
UNO (146_) 1.1	160 A3.000	10.88 - 06.06	1108	B	43 kW	425	13
UNO (146_) 1.1	160 A3.000	04.86 - 06.06	1108	B	41 kW	425	13
UNO (146_) 1.2 (146AE)	178 E8.011	01.04 - 04.10	1242	B	48 kW	427	23
UNO (146_) 1.2	188 A4.000	08.00 - 08.09	1242	B	44 kW	427	25
UNO (146_) 1.3 (146AE)	178 E8.011	03.02 - 04.10	1242	B	50 kW	427	23
UNO (146_) 1.3 (146AE)	178 E9.011	11.05 - 04.10	1242	B	60 kW	427	23
UNO (146_) 1.3 (146AE)	178 E9.011	03.02 - 04.10	1242	B	50 kW	427	23
UNO (146_) 1.3 MPI	127 A2.011	03.02 - 10.05	1297	B	52 kW	428	34
UNO (146_) 1.3 MPI	127 A2.011	08.84 - 10.05	1297	B	53 kW	428	34
UNO (146_) 1.3 Super Diesel	127 A5.000	06.83 - 12.94	1301	D	33 kW	428	35
UNO (146_) 1.3 Super Diesel	146 B1.000	06.83 - 12.94	1301	D	33 kW	428	35
UNO (146_) 1.3 Álcool	146 A5.011	06.84 - 09.91	1297	E	44 kW	428	34
UNO (146_) 1.3	127 A2.011	08.84 - 09.91	1297	B	43 kW	428	34
UNO (146_) 1.5 R Álcool	138 B3.011	01.87 - 12.89	1498	B/E	63 kW	443	125
UNO (146_) 1.5 R	138 B3.011	01.89 - 12.94	1498	B	60 kW	443	125
UNO (146_) 1.5 SPI	149 C1.000	03.92 - 01.96	1498	B	49 kW	443	125
UNO (146_) 1.5 Álcool	138 B3.011	03.87 - 09.93	1498	E	54 kW	443	125
UNO (146_) 1.5 Álcool	146 D1.011	10.93 - 01.96	1497	E	49 kW	428	34
UNO (146_) 1.5	138 B3.011	03.87 - 09.93	1498	B	52 kW	443	125
UNO (146_) 1.5	146 A2.011	01.90 - 12.90	1497	B	47 kW	428	34
UNO (146_) 1.7 D	146 B2.000	10.94 - 06.03	1698	D	43 kW	434	73
UNO (146_) 45 0.9	146 A.000	03.83 - 09.92	903	B	33 kW	424	5
UNO (146_) 45 0.9	146 A.000	02.84 - 12.88	903	B	34 kW	424	5
UNO (146_) 45 0.9	146 A1.000	03.83 - 09.92	903	B	33 kW	424	3
UNO (146_) 45 1.0 (146A.ED)	156 A2.048	06.86 - 12.93	999	B	32 kW	426	14
UNO (146_) 45 1.0 (146A.ED)	156 A2.100	06.86 - 12.93	999	B	32 kW	426	14
UNO (146_) 45 i.e. 1.0 (146E, 146A)	156 A2.000	10.84 - 10.95	999	B	33 kW	425	13
UNO (146_) 45 i.e. 1.0 (146E, 146A)	156 A2.246	10.84 - 10.95	999	B	33 kW	425	13
UNO (146_) 50 1.1	146 A4.044	01.86 - 12.89	1116	B	37 kW	430	45
UNO (146_) 50 1.1	156 C.046	01.90 - 12.93	1108	B	37 kW	426	15
UNO (146_) 50 i.e. 1.1	146 C3.000	06.92 - 12.93	1116	B	36 kW	430	47
UNO (146_) 55 1.1	138 B.000	01.83 - 08.89	1116	B	40 kW	430	46
UNO (146_) 60 1.1 (146A.EG)	146 A4.048	05.85 - 08.00	1116	B	43 kW	430	46
UNO (146_) 60 1.1	160 A3.000	04.89 - 12.92	1108	B	42 kW	425	13
UNO (146_) 60 Diesel 1.7 (146E)	146 B2.000	09.89 - 08.00	1698	D	42 kW	434	73
UNO (146_) 60 Diesel 1.7	149 B3.000	07.86 - 03.00	1698	D	44 kW	434	73













							
	ENGINE	00000	ccm			1 POS	
UNO (146_) 70 1.3	138 B2.000	01.83 - 04.85	1302	B	50 kW	442	123
UNO (146_) 70 1.3	149 A7.000	05.85 - 08.89	1302	B	48 kW	442	123
UNO (146_) 70 i.e. 1.4	146 C1.000	09.89 - 06.95	1372	B	53 kW	430	50
UNO (146_) 75 i.e. 1.5	138 C2.048	10.85 - 12.93	1498	B	55 kW	442	123
UNO (146_) 75 i.e. 1.5	149 C1.000	10.85 - 12.93	1498	B	55 kW	443	125
UNO (195_) 1.0 Flex (1951020, 1951520, 1951620, 1951120)	310 A1.011	05.10 - 12.21	999	B/E	55 kW	425	12
UNO CARGO 1.0	178 D9.011	01.04 - 12.09	999	B	40 kW	425	12
UNO CARGO 1.2 (146AE)	178 E8.011	11.09 - 08.13	1242	B	50 kW	427	23
UNO CARGO 1.3	178 E9.011	11.05	1242	B	60 kW	427	23
UNO Kasten (146_) 1.3 Flex	178 E9.011	10.06 - 08.13	1242	B/E	52 kW	427	23
UNO Kasten (146_) 1.3 Álcool	146 A5.011	02.88 - 12.91	1297	E	44 kW	428	34
UNO Kasten (146_) 1.3	146 A4.011	02.88 - 12.93	1297	B	43 kW	428	34
UNO Kasten (146_) 1.5 Álcool	178 A6.011	01.94 - 12.96	1497	E	54 kW	428	34
UNO Kasten (146_) 1.5 Álcool	178 A6.011	01.00 - 12.04	1497	E	57 kW	428	34
UNO Kasten (146_) 1.5	146 A2.011	01.92 - 12.93	1497	B	47 kW	428	34
UNO Kasten (146_) 1.5	178 A5.011	01.94 - 12.96	1497	B	49 kW	428	34
UNO Kasten (146_) 1.5	178 A5.011	01.97 - 12.02	1497	B	56 kW	428	34
UNO Kasten (146_) 1.7 D	146 B2.000	02.88 - 02.92	1698	D	43 kW	434	73
UNO Kasten (146_) 1.7 D	149 B4.046	02.88 - 02.92	1697	D	43 kW	434	73
UNO Kasten (146_) 45 0.9	146 A.000	02.88 - 07.96	903	B	33 kW	424	5
UNO Kasten (146_) 45 0.9	146 A1.000	02.88 - 07.96	903	B	33 kW	424	3
UNO Kasten/Schrägheck (267_) Flex	310 A1.011	01.14	999	B/E	55 kW	425	12
X 1/9 (128_) 1.3	128 AS.000	10.75 - 06.78	1290	B	54 kW	441	117
X 1/9 (128_) 1.3	128 AS.000	05.73 - 12.79	1290	B	55 kW	441	117
X 1/9 (128_) 1.3	128 AS.000	09.74 - 12.78	1290	B	46 kW	441	117
X 1/9 (128_) 1.3	128 AS.000	09.73 - 12.74	1290	B	50 kW	441	117
X 1/9 (128_) 1.5 (128AS1_)	138 A4.000	11.78 - 12.89	1498	B	63 kW	442	123

ENGINE			ccm	kW			1 POS	ENGINE			ccm	kW			1 POS
100 GBC.000	65,000	4	903	38 kW	B	424	3	138 C2.048	86,400	4	1498	55 kW	B	442	123
100 GBC.040	65,000	4	903	38 kW	B	424	1	141 B.000	65,000	4	769	25 kW	B	424	3
100 GBS.000	65,000	4	903	38 kW	B	424	2	141 C2.000	70,000	4	999	31 - 33 kW	B	425	12
100 GF.000	65,000	4	903	26 kW	B	424	3	146 A.000	65,000	4	903	33 kW	B	424	5
100 GL.000	65,000	4	903	30 - 33 kW	B	424	3	146 A.048	65,000	4	903	33 kW	B	424	2
100 GL.048	65,000	4	903	29 kW	B	424	3	146 A1.000	65,000	4	903	33 kW	B	424	3
100 GL3.000	65,000	4	903	33 kW	B	424	3	146 A2.011	76,000	4	1497	47 kW	B	428	34
100 GL6.000	65,000	4	843	25 kW	B	424	3	146 A2.166	69,900	4	994	35 kW	B	425	11
1170 A1.000	65,000	4	899	29 - 30 kW	B	424	3	146 A3.011	76,000	4	1497	49 - 57 kW	B	428	34
1170 A1.046	65,000	4	899	29 kW	B	424	4	146 A4.000	80,000	4	1116	43 - 44 kW	B	430	46
124 AC.000	80,000	4	1438	59 - 71 kW	B	430	45	146 A4.011	76,000	4	1297	43 kW	B	428	34
124 B2.000	80,000	4	1438	49 - 55 kW	B	430	45	146 A4.044	80,000	4	1116	37 kW	B	430	45
125 A.000	80,000	4	1608	66 kW	B	430	45	146 A4.048	80,000	4	1116	43 kW	B	430	46
125 B.000	80,000	4	1608	74 - 82 kW	B	430	45	146 A5.000	86,400	4	1301	49 kW	B	443	125
125 BC.000	80,000	4	1608	74 kW	B	430	45	146 A5.011	76,000	4	1297	43 - 46 kW	B	428	34
125 BC.040	80,000	4	1608	67 kW	B	430	45	146 A7.011	76,000	4	994	35 - 43 kW	B	428	34
126 A1.048	77,000	2	652	17 - 20 kW	B	429	38	146 B1.000	76,100	4	1301	33 kW	D	428	35
127 A.000	76,000	4	1049	37 - 41 kW	B	428	34	146 B2.000	82,600	4	1698	42 - 44 kW	D	434	73
127 A.011	76,000	0	1049	37 kW	B	428	34	146 B4.000	76,000	4	994	40 kW	B	428	34
127 A1.000	76,000	4	1049	51 kW	B	428	34	146 B4.011	76,000	4	994	41 kW	B	428	34
127 A2.011	76,000	4	1297	41 - 53 kW	B	428	34	146 B8.011	76,000	4	1497	49 kW	B	428	34
127 A5.000	76,100	4	1301	33 - 38 kW	D	428	35	146 B9.011	76,000	4	1497	49 kW	B	428	34
127 A6.000	76,000	4	1049	44 kW	B	428	34	146 C1.000	80,500	4	1372	51 - 57 kW	B	430	50
127A.046	76,100	4	1049	37 kW	B	429	36	146 C3.000	80,000	4	1116	36 kW	B	430	47
127B1000	76,000	4	1297	41 - 66 kW	B	428	34	146 C4.011	76,000	4	994	41 kW	B	428	34
128 A.000	80,000	4	1116	33 - 48 kW	B	430	45	146 C5.000	80,500	4	1372	46 - 52 kW	B	431	51
128 A.048	80,000	4	1116	33 kW	B	430	45	146 C8.000	76,000	4	994	41 - 42 kW	B	428	34
128 A1.000	86,000	4	1290	44 - 55 kW	B	441	116	146 D1.011	76,000	4	1497	49 - 54 kW	B	428	34
128 A3.000	86,400	4	1301	55 kW	B	442	123	146 D7.000	82,600	4	1698	46 kW	D	434	73
128 AC.000	86,000	4	1290	55 kW	B	441	116	146 E1.011	70,000	4	999	47 - 56 kW	B	425	12
128 AC5.000	80,000	4	1116	48 kW	B	430	45	146 E4.1011	70,000	4	999	47 - 49 kW	B	425	12
128 AR.000	86,000	4	1290	50 - 53 kW	B	441	116	149 A1.000	82,600	4	1929	48 kW	D	434	73
128 AS.000	86,000	4	1290	46 - 55 kW	B	441	117	149 A2.000	84,000	4	1585	74 kW	B	437	92
131 B1.000	84,000	4	1585	72 kW	B	437	92	149 A4.000	84,000	4	1585	74 kW	B	437	92
131 B2.000	84,000	4	1995	60 - 103 kW	B	438	93	149 A5.000	86,400	4	1498	58 kW	B	442	123
131 C1.000	78,000	4	1367	51 - 55 kW	B	429	40	149 A7.000	86,400	4	1302	48 kW	B	442	123
131 C2.000	84,000	4	1585	63 kW	B	438	94	149 A7.003	86,400	4	1301	48 - 50 kW	B	442	123
131 C3.000	84,000	4	1585	71 - 72 kW	B	438	94	149 B1.000	82,600	4	1929	51 - 52 kW	D	434	73
131 C4.000	84,000	4	1995	83 - 85 kW	B	438	95	149 B3.000	82,600	4	1698	44 kW	D	434	73
132 AZ2.000	84,000	4	1995	51 kW	B	438	94	149 B4.000	82,600	4	1697	42 - 45 kW	D	434	73
132 B.000	84,000	4	1756	79 kW	B	438	94	149 B4.046	82,600	4	1697	42 - 44 kW	D	434	73
132 B1.000	84,000	4	1756	77 - 82 kW	B	438	94	149 C1.000	86,400	4	1498	49 - 55 kW	B	443	125
132 B2.000	84,000	4	1995	83 kW	B	438	97	149 E1.011	84,000	4	1995	71 kW	B	438	98
132 C.000	84,000	4	1585	65 - 72 kW	B	438	94	154 A1.000	84,000	4	1995	66 - 74 kW	B	439	99
132 C2.000	84,000	4	1995	82 - 84 kW	B	438	93	154 A2.000	84,000	4	1995	114 kW	B	439	100
132 D.000	84,000	4	1585	66 - 72 kW	B	437	92	154 B.000	82,600	4	1929	68 kW	D	434	74
132 D1.000	84,000	4	1995	83 kW	B	438	96	154 C3.000	84,000	4	1995	88 kW	B	438	98
132 DB.2A.O	84,000	4	1995	82 kW	B	438	97	154 C3.046	84,000	4	1995	85 kW	B	439	100
138 A1.000	86,400	4	1301	48 kW	B	443	124	154 C4.046	84,000	4	1995	110 kW	B	438	93
138 A2.000	86,400	4	1498	55 - 57 kW	B	442	123	154 C5.000	84,000	4	1995	66 - 74 kW	B	438	98
138 A3.000	86,400	4	1301	55 kW	B	443	124	154 C6.000	82,600	4	1929	66 - 68 kW	D	434	75
138 A4.000	86,400	4	1498	63 kW	B	442	123	154 D1.000	82,600	4	1929	69 kW	D	434	75
138 AR.000	84,000	4	1585	66 - 77 kW	B	438	97	154 E1.000	84,000	4	1995	93 - 101 kW	B	439	101
138 AR1.000	84,000	4	1995	92 kW	B	438	96	156 A.000	76,100	4	1049	37 - 41 kW	B	429	37
138 AR2.000	84,000	4	1995	96 kW	B	438	96	156 A2.000	70,000	4	999	31 - 37 kW	B	425	13
138 B.000	80,000	4	1116	40 - 44 kW	B	430	46	156 A2.0157	70,000	4	999	33 kW	B	425	12
138 B1.000	80,000	4	1116	40 kW	B	430	46	156 A2.048	70,000	4	999	32 kW	B	426	14
138 B2.000	86,400	4	1302	50 - 51 kW	B	442	123	156 A2.050	70,000	4	999	33 kW	B	425	12
138 B3.000	86,400	4	1498	55 - 63 kW	B	442	123	156 A2.100	70,000	4	999	32 - 33 kW	B	426	14
138 B3.011	86,400	4	1498	52 - 63 kW	B	443	125	156 A2.146	70,000	4	999	33 kW	B	425	12
138 B3.048	86,400	4	1498	55 - 57 kW	B	442	123	156 A2.246	70,000	4	999	33 - 40 kW	B	425	13
138 C1.000	80,000	4	1116	40 - 42 kW	B	430	46	156 A3.000	70,000	4	999	37 kW	B	425	13









ENGINE			ccm	kW			1 POS	ENGINE			ccm	kW			1 POS
156 A3.100	70,000	4	999	32 - 33 kW	B	426	15	182 A2.000	82,000	4	1747	83 kW	B	432	61
156 A4.000	65,000	4	770	25 kW	B	424	3	182 A3.000	82,000	4	1370	59 kW	B	432	62
156 A4.048	65,000	4	770	25 kW	B	424	3	182 A4.000	86,400	4	1581	76 - 85 kW	B	443	129
156 A5.000	76,100	4	1302	27 kW	D	428	35	182 A5.000	82,000	4	1370	55 kW	B	432	62
156 C.046	70,000	4	1108	37 - 43 kW	B	426	15	182 A6.000	86,400	4	1581	66 kW	B	443	127
159 A2.000	80,500	4	1372	51 - 57 kW	B	430	50	182 A7.000	82,000	4	1910	74 kW	D	432	63
159 A3.000	86,400	4	1581	62 - 69 kW	B	442	123	182 A8.000	82,000	4	1910	55 kW	D	432	63
159 A4.000	84,000	4	1756	74 - 81 kW	B	437	92	182 B2.000	70,800	4	1242	60 - 64 kW	B	427	24
159 A4.046	84,000	4	1756	77 kW	B	438	94	182 B3.000	82,000	5	1998	113 kW	B	432	60
159 A6.046	84,000	4	1995	76 - 85 kW	B	438	96	182 B4.000	82,000	4	1910	77 - 79 kW	D	432	64
159 B2.011	84,000	4	1995	71 - 81 kW	B	438	98	182 B5.098	86,400	4	1581	72 kW	B	443	128
159 B7.011	84,000	4	1995	93 kW	B	439	102	182 B6.000	80,500	4	1596	68 - 100 kW	B	431	53
159 C1.011	84,000	4	1995	81 kW	B	438	98	182 B7.000	82,000	5	1998	113 kW	B	432	61
160 A1.000	80,500	4	1372	52 - 56 kW	B	430	50	182 B9.000	82,000	4	1910	74 - 79 kW	D	432	64
160 A2.000	86,400	4	1581	58 - 62 kW	B	442	123	183 A1.000	82,000	4	1747	92 - 97 kW	B	432	61
160 A3.000	70,000	4	1108	36 - 43 kW	B	425	13	185 A2.000	82,000	5	2387	91 kW	D	433	65
160 A5.000	84,000	4	1756	100 kW	B	439	101	185 A3.000	86,400	4	1581	68 - 76 kW	B/G	443	127
160 A6.000	82,600	4	1929	66 - 68 kW	D	434	76	185 A4.011	82,000	5	1998	134 kW	B	433	66
160 A6.046	82,600	4	1929	66 - 69 kW	D	434	76	185 A5.011	82,000	5	1998	104 kW	B	433	66
160 A7.000	82,600	4	1929	48 kW	D	434	73	185 A6.000	82,000	5	2387	96 kW	D	432	64
160 A8.046	84,000	4	1995	107 kW	B	439	102	185 A7.011	83,000	5	2446	117 - 118 kW	B	435	80
160 B6.046	82,600	4	1929	59 kW	D	434	76	185 A8.000	82,000	5	1998	110 kW	B	433	67
169 A1.000	69,600	4	1248	55 kW	D	425	10	185 B4.000	82,000	4	1910	77 kW	D	432	64
169 A4.000	70,800	4	1242	51 kW	B	426	17	186 A3.000	86,400	4	1581	70 kW	B/G	443	127
169 A5.000	69,600	4	1248	55 kW	D	425	10	186 A4.000	86,400	4	1581	68 - 76 kW	B/G	443	127
170 A1.000	65,000	4	903	30 kW	B	424	4	186 A6.000	82,000	4	1910	81 kW	D	432	64
170 A1.046	65,000	4	903	30 kW	B	424	3	186 A8.000	82,000	4	1910	85 kW	D	432	64
175 A1.000	84,000	4	1995	140 kW	B	439	103	186 A9.000	82,000	4	1910	88 kW	D	432	64
175 A3.000	82,000	5	1998	162 kW	B	432	60	187 A1.000	70,000	4	1108	40 - 42 kW	B	426	14
176 A3.000	82,600	4	1698	51 - 53 kW	D	434	73	188 A2.000	82,000	4	1910	59 kW	D	432	64
176 A5.000	82,600	4	1698	52 - 59 kW	D	434	73	188 A3.000	82,000	4	1910	44 kW	D	432	64
176 A6.000	70,000	4	1108	40 kW	B	425	13	188 A4.000	70,800	4	1242	38 - 44 kW	B	427	25
176 A7.000	70,800	4	1242	43 - 44 kW	B	426	18	188 A5.000	70,800	4	1242	57 - 60 kW	B	427	24
176 A8.000	70,800	4	1242	54 kW	B	426	19	188 A6.000	82,000	4	1747	96 kW	B	432	61
176 A9.000	86,400	4	1581	65 kW	B	442	123	188 A7.000	82,000	4	1910	63 kW	D	432	64
176 B1.000	70,800	4	1242	44 kW	B	426	19	188 A8.000	69,600	4	1248	51 kW	D	425	10
176 B2.000	70,000	4	1108	40 kW	B	426	16	188 A9.000	69,600	4	1248	51 - 66 kW	D	425	10
176 B3.000	82,600	4	1698	42 kW	D	434	73	188 B2.000	82,000	4	1910	74 kW	D	432	64
176 B4.000	70,800	4	1242	44 kW	B	426	20	192 A1.000	82,000	4	1910	85 kW	D	432	64
176 B7.000	82,600	4	1698	46 - 47 kW	D	434	73	192 A2.000	83,000	5	2446	117 - 125 kW	B	435	81
176 B9.000	70,800	4	1242	63 kW	B	427	21	192 A3.000	82,000	4	1910	59 kW	D	432	64
178 A1.000	76,000	4	994	45 - 56 kW	B	428	34	192 A4.000	82,000	4	1747	90 - 98 kW	B	432	61
178 A3.011	76,000	4	994	45 - 56 kW	B	428	34	192 A5.000	82,000	4	1910	103 kW	D	431	57
178 A4.011	76,000	4	994	45 kW	B	428	34	192 A7.011	83,000	5	2446	123 kW	B	435	82
178 A5.011	76,000	4	1497	49 - 56 kW	B	428	34	192 A8.000	82,000	4	1910	88 kW	D	432	64
178 A6.011	76,000	4	1497	54 - 57 kW	B	428	34	192 A9.000	82,000	4	1910	74 kW	D	432	64
178 A8.011	86,400	4	1581	78 kW	B	443	126	192 B1.000	82,000	4	1910	100 kW	D	431	57
178 B3.000	86,400	4	1581	74 - 85 kW	B	443	127	192 B2.000	72,000	4	1368	66 kW	B	427	27
178 B5.000	70,800	4	1242	50 - 55 kW	B	427	22	192 B3.000	79,000	4	1598	77 kW	B	429	41
178 B7.045	70,800	4	1242	44 - 60 kW	B	427	23	192 B5.000	82,000	4	1910	66 kW	D	433	68
178 B9.033	70,000	4	1108	40 kW	B	425	12	194 A1.000	86,000	4	2198	108 kW	B	442	118
178 C4.066	70,800	4	1242	44 - 46 kW	B	427	23	198 A1.000	72,000	4	1368	104 - 112 kW	B	427	26
178 C7.098	86,400	4	1581	68 - 76 kW	B	443	128	198 A2.000	79,500	4	1598	88 kW	D	429	42
178 D2.011	86,400	4	1581	60 - 78 kW	B	443	128	198 A3.000	79,500	4	1598	77 kW	D	429	42
178 D9.011	70,000	4	999	40 - 52 kW	B	425	12	198 A4.000	72,000	4	1368	88 kW	B/G	427	26
178 E2.000	70,800	4	1242	50 - 54 kW	B	426	20	198 A5.000	83,000	4	1956	121 kW	D	435	77
178 E5.022	75,400	4	1461	62 kW	B	428	33	198 A6.000	79,500	4	1598	66 kW	D	430	44
178 E7.000	80,500	4	1596	74 - 75 kW	B	431	52	199 A2.000	69,600	4	1248	55 - 68 kW	D	425	10
178 E8.011	70,800	4	1242	48 - 50 kW	B	427	23	199 A3.000	69,600	4	1248	63 - 70 kW	D	425	8
178 E9.011	70,800	4	1242	50 - 60 kW	B	427	23	199 A4.000	70,800	4	1242	48 - 51 kW	B/G	426	17
178 F1.011	70,000	4	999	48 - 55 kW	B	425	12	199 A5.000	82,000	4	1910	96 kW	D	432	64
182 A1.000	82,000	5	1998	108 - 113 kW	B	432	60	199 A7.000	72,000	4	1368	55 kW	B	428	28

ENGINE			ccm	kW			1 POS	ENGINE			ccm	kW			1 POS
199 A9.000	69,600	4	1248	55 - 59 kW	D	425	8	8040.05.200	104,000	4	3908	65 kW	D	448	163
199 B1.000	69,600	4	1248	64 - 70 kW	D	425	8	8040.05.230	104,000	4	3908	65 kW	D	448	163
199 B2.000	69,600	4	1248	51 kW	D	425	8	8040.05.4990	104,000	4	3908	80 kW	D	448	164
199 B4.000	69,600	4	1248	62 kW	D	425	8	8040.25.000	104,000	4	3908	74 - 85 kW	D	448	164
199 B8.000	69,600	4	1248	59 kW	D	425	9	8040.25.200	104,000	4	3908	85 kW	D	448	163
203 H/61	130,000	6	11548	132 kW	D	450	176	8040.25.220	104,000	4	3908	85 kW	D	448	163
223 A5.000	70,800	4	1242	48 kW	B	426	20	8040.25.230	104,000	4	3908	74 kW	D	448	164
223 A6.000	82,000	4	1910	46 - 48 kW	D	432	64	8040.25B.4200 (LTC)	104,000	4	3908	75 kW	D	448	163
223 A9.000	69,600	4	1248	62 kW	D	425	8	8040.25X.4000	104,000	4	3908	85 kW	D	448	163
223 B2.000	82,000	4	1910	74 kW	D	432	64	8040.45.261	104,000	4	3908	77 kW	D	448	164
230 A2.000	82,600	4	1929	51 kW	D	434	73	8040.45.271	104,000	4	3908	77 kW	D	448	164
263 A1.000	83,000	4	1956	99 kW	D	435	77	8040.45.4000 (TCA)	104,000	4	3908	100 kW	D	448	163
280 A1.000	82,600	4	1929	60 kW	D	434	73	8040.45.4180 (TCA)	104,000	4	3908	100 kW	D	448	163
310 A1.011	70,000	4	999	51 - 63 kW	B	425	12	8040.45.5200	104,000	4	3908	100 kW	D	448	163
310 A3.011	81,000	4	1839	93 - 97 kW	B	431	56	8040.45.5281	104,000	4	3908	100 kW	D	448	163
310 A5.011	77,000	4	1598	77 - 87 kW	B	429	39	8040.45D.5100	104,000	4	3908	85 kW	D	448	163
350 A1.000	72,000	4	1368	51 - 63 kW	B	428	28	8040.45D.5103	104,000	4	3908	85 kW	D	448	163
350 A2.000	79,500	4	1598	85 - 88 kW	D	430	44	8045.04.189	103,000	4	3666	48 kW	D	447	158
3E	80,500	4	1796	76 kW	B	431	55	8045.04.270	103,000	4	3666	57 kW	D	447	158
4HP	85,000	4	2179	120 kW	D	440	108	8045.04.275	103,000	4	3666	53 kW	D	447	158
4HR	85,000	4	2179	120 kW	D	440	108	8045.04.276	103,000	4	3666	53 kW	D	447	158
4HT (DW12BTED4)	85,000	4	2179	125 kW	D	440	106	8045.04.277	103,000	4	3666	57 kW	D	447	159
4HU (P22DTE)	86,000	4	2198	88 kW	D	441	115	8045.04.293	103,000	4	3666	55 kW	D	447	158
4HV (P22DTE)	86,000	4	2198	74 kW	D	441	115	8045.04.300	103,000	4	3666	57 kW	D	447	158
4HW (DW12ATED4)	85,000	4	2179	94 kW	D	440	109	8045.04.359	103,000	4	3666	55 kW	D	447	158
4HX (DW12TED4)	85,000	4	2179	94 - 100 kW	D	441	112	8045.04.370	103,000	4	3666	57 kW	D	447	158
8030.00	95,000	3	2340	28 - 38 kW	D	446	147	8045.04.376	103,000	4	3666	53 kW	D	447	158
8030.02	100,000	3	2592	46 kW	D	446	153	8045.04.377	103,000	4	3666	57 kW	D	447	159
8035.01	95,000	3	2338	28 - 35 kW	D	446	148	8045.05.000	104,000	4	3908	59 kW	D	448	165
8035.02	100,000	3	2592	33 - 40 kW	D	447	154	8045.05.200	104,000	4	3908	59 kW	D	448	163
8035.04.265	103,000	3	2749	35 - 37 kW	D	447	156	8045.05.204	104,000	4	3908	59 kW	D	448	163
8035.04.270	103,000	3	2749	43 kW	D	447	157	8045.05.213	104,000	4	3908	55 kW	D	448	164
8035.04.272	103,000	3	2749	43 kW	D	447	157	8045.05.215	104,000	4	3908	55 kW	D	448	164
8035.04.300	103,000	3	2749	43 kW	D	447	157	8045.05.216	104,000	4	3908	59 kW	D	448	163
8035.04.359	103,000	3	2749	38 kW	D	447	157	8045.05.217	104,000	4	3908	59 kW	D	448	163
8035.04.376	103,000	3	2749	43 kW	D	447	157	8045.05.300	104,000	4	3908	59 kW	D	448	163
8035.04.378	103,000	3	2749	43 kW	D	447	157	8045.05.304	104,000	4	3908	59 kW	D	448	163
8035.06.200	100,000	3	2708	33 - 41 kW	D	447	155	8045.05.308	104,000	4	3908	57 kW	D	448	163
8035.06.206	100,000	3	2708	38 - 40 kW	D	447	155	8045.05.317	104,000	4	3908	59 kW	D	448	163
8035.06.208	100,000	3	2708	38 - 40 kW	D	447	155	8045.05.359	104,000	4	3908	60 kW	D	448	163
8035.06.216	100,000	3	2708	38 - 40 kW	D	447	155	8045.05.370	104,000	4	3908	54 kW	D	448	164
8035.06.220	100,000	3	2708	33 kW	D	447	155	8045.05.376	104,000	4	3908	54 kW	D	448	164
8035.06.222	100,000	3	2708	33 - 40 kW	D	447	155	8045.05.389	104,000	4	3908	57 kW	D	448	163
8035.06.223	100,000	3	2708	38 kW	D	446	153	8045.05.393	104,000	4	3908	57 kW	D	448	163
8035.06.306	100,000	3	2708	38 kW	D	446	153	8045.05.395	104,000	4	3908	58 kW	D	448	163
8035.06.307	100,000	3	2708	38 - 40 kW	D	447	155	8045.06.200	100,000	4	3613	51 kW	D	447	155
8035.06.308	100,000	3	2708	38 - 40 kW	D	447	155	8045.06.208	100,000	4	3613	51 kW	D	447	155
8035.06.309	100,000	3	2708	38 kW	D	446	153	8045.06.213	100,000	4	3613	48 - 51 kW	D	447	155
8035.06.317	100,000	3	2708	38 - 40 kW	D	447	155	8045.06.225	100,000	4	3613	48 kW	D	447	155
8035.06.320	100,000	3	2708	34 kW	D	446	153	8045.06.319	100,000	4	3613	48 kW	D	447	155
8035.06.321	100,000	3	2708	33 - 34 kW	D	447	155	8045.06.326	100,000	4	3613	48 kW	D	447	155
8035.06.322	100,000	3	2708	38 kW	D	446	153	8045.25.210	104,000	4	3908	63 kW	D	448	164
8035.06.323	100,000	3	2708	33 - 40 kW	D	447	155	8045.25.310	104,000	4	3908	63 kW	D	448	164
8040.00	95,000	4	3120	51 kW	D	446	147	8045.25.370	104,000	4	3908	75 - 103 kW	D	448	164
8040.02.041	100,000	4	3456	56 kW	D	446	153	8045.25.375	104,000	4	3908	63 - 103 kW	D	448	164
8040.02.267	100,000	4	3456	56 kW	D	446	153	8045.25.376	104,000	4	3908	75 - 103 kW	D	448	164
8040.02.300	100,000	4	3455	56 kW	D	446	153	8045.25.380	104,000	4	3908	70 kW	D	448	164
8040.02.360	100,000	4	3456	56 kW	D	446	153	8045.25.381	104,000	4	3908	80 - 103 kW	D	448	164
8040.02.367	100,000	4	3456	56 kW	D	446	153	8045.25.382	104,000	4	3908	70 kW	D	448	164
8040.02	100,000	4	3456	60 kW	D	446	153	8045.25.385	104,000	4	3908	63 kW	D	448	164
8040.04.200	103,000	4	3666	63 kW	D	447	158	8045.25.395	104,000	4	3908	71 kW	D	448	164
8040.04.280	103,000	4	3666	63 kW	D	447	158	8055.04.200	103,000	5	4583	63 - 66 kW	D	447	157


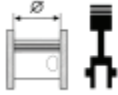




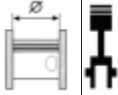





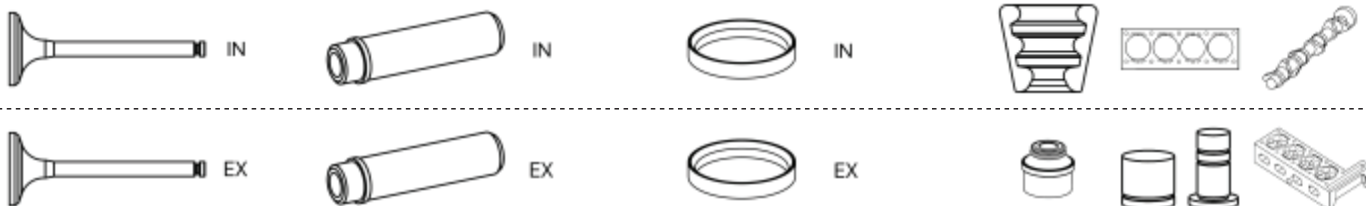
ENGINE			ccm	kW			1 POS	ENGINE			ccm	kW			1 POS
8055.04.205	103,000	5	4583	65 kW	D	447	157	8060.25.673	104,000	6	5861	96 kW	D	448	167
8055.04.250	103,000	5	4583	60 kW	D	447	157	8060.25.678	104,000	6	5861	130 kW	D	448	167
8055.05.000	104,000	5	4885	66 kW	D	448	166	8060.25.679	104,000	6	5861	130 kW	D	448	167
8060.02.000	100,000	6	5184	90 kW	D	446	153	8060.25R.4200	104,000	6	5861	105 kW	D	449	168
8060.02.001	100,000	6	5184	90 kW	D	446	153	8060.25R.4280	104,000	6	5861	105 kW	D	449	168
8060.02.003	100,000	6	5184	90 kW	D	446	153	8060.25V.4000	104,000	6	5861	130 kW	D	449	168
8060.02.070	100,000	6	5184	90 kW	D	446	153	8060.25V.4080	104,000	6	5861	130 kW	D	449	168
8060.04.000	103,000	6	5499	99 kW	D	447	160	8060.45.4100	104,000	6	5861	152 kW	D	449	168
8060.04.051	103,000	6	5499	95 - 96 kW	D	448	161	8060.45.4180	104,000	6	5861	152 kW	D	449	168
8060.04.052	103,000	6	5499	92 kW	D	447	160	8060.45.600	104,000	6	5861	152 kW	D	449	168
8060.04.055	103,000	6	5499	96 kW	D	448	161	8060.45.6090	104,000	6	5861	167 kW	D	449	168
8060.04.060	103,000	6	5499	96 kW	D	448	161	8060.45S.6000	104,000	6	5861	167 kW	D	448	167
8060.04.070	103,000	6	5499	99 kW	D	447	160	8060.45S.6700	104,000	6	5861	167 kW	D	448	167
8060.04.620	103,000	6	5499	99 kW	D	447	160	8060.45S.6800	104,000	6	5861	167 kW	D	448	167
8060.04.621	103,000	6	5499	99 kW	D	447	160	8065.02.200	100,000	6	5184	70 - 74 kW	D	447	155
8060.04.630	103,000	6	5499	99 - 100 kW	D	447	160	8065.02.217	100,000	6	5184	74 kW	D	446	153
8060.04.639	103,000	6	5499	99 kW	D	447	160	8065.04.089	103,000	6	5499	53 kW	D	447	157
8060.04.658	103,000	6	5499	99 kW	D	447	160	8065.04.095	103,000	6	5499	60 kW	D	447	157
8060.04.660	103,000	6	5499	96 - 102 kW	D	448	161	8065.04.097	103,000	6	5499	71 kW	D	447	157
8060.04.661	103,000	6	5499	81 kW	D	447	160	8065.04.200	103,000	6	5499	81 - 85 kW	D	447	157
8060.04.662	103,000	6	5499	96 kW	D	447	160	8065.04.270	103,000	6	5499	81 - 85 kW	D	447	157
8060.04.669	103,000	6	5499	99 - 102 kW	D	447	160	8065.05.000	104,000	6	5863	85 kW	D	449	170
8060.04.670	103,000	6	5499	99 kW	D	447	160	8065.05.210	104,000	6	5863	73 kW	D	448	167
8060.04.672	103,000	6	5499	99 kW	D	447	160	8065.05.220	104,000	6	5863	81 kW	D	449	170
8060.04.675	103,000	6	5499	99 kW	D	447	160	8065.05.290	104,000	6	5863	86 kW	D	448	167
8060.04.689	103,000	6	5499	99 - 102 kW	D	447	160	8065.05.295	104,000	6	5863	73 kW	D	448	167
8060.05.000	104,000	6	5861	79 - 102 kW	D	448	167	8065.05.297	104,000	6	5863	73 kW	D	448	167
8060.05.200	104,000	6	5861	99 - 102 kW	D	449	168	8065.05.300	104,000	6	5863	81 kW	D	448	167
8060.05.246	104,000	6	5861	101 kW	D	449	168	8065.05.330	104,000	6	5863	73 kW	D	448	167
8060.05.270	104,000	6	5861	101 - 102 kW	D	449	168	8065.06.200	100,000	6	5418	74 kW	D	446	153
8060.05.280	104,000	6	5861	102 kW	D	449	168	8065.06.230	100,000	6	5418	72 - 74 kW	D	447	154
8060.05.285	104,000	6	5861	101 kW	D	449	168	8065.06.300	100,000	6	5418	72 kW	D	446	153
8060.05.289	104,000	6	5861	102 kW	D	449	168	8065.24.000	103,000	6	5499	99 kW	D	447	157
8060.05.661	104,000	6	5861	81 kW	D	448	167	8065.24.091	103,000	6	5499	85 kW	D	447	157
8060.05.662	104,000	6	5861	96 kW	D	448	167	8065.24.092	103,000	6	5499	96 kW	D	447	157
8060.05.663	104,000	6	5861	81 kW	D	448	167	8065.24.098	103,000	6	5499	92 kW	D	447	157
8060.05.673	104,000	6	5861	96 kW	D	448	167	8065.24.300	103,000	6	5499	90 - 91 kW	D	447	156
8060.24.601	103,000	6	5499	124 kW	D	448	161	8065.25.000	104,000	6	5863	107 kW	D	448	167
8060.24.643	103,000	6	5499	103 kW	D	447	160	8065.25.010	104,000	6	5863	94 - 96 kW	D	449	168
8060.24.652	103,000	6	5499	123 kW	D	447	160	8065.25.080	104,000	6	5863	103 - 105 kW	D	448	167
8060.24.661	103,000	6	5500	90 kW	D	447	160	8065.25.320	104,000	6	5863	105 - 110 kW	D	448	167
8060.24.662	103,000	6	5499	96 kW	D	447	160	8140.27.2100	93,000	4	2500	70 kW	D	444	136
8060.24.664	103,000	6	5499	96 kW	D	447	160	8140.27S.3700	93,000	4	2499	77 kW	D	444	137
8060.24.670	103,000	6	5499	118 kW	D	447	160	8140.27	93,000	4	2500	68 - 70 kW	D	444	135
8060.24.671	103,000	6	5499	118 kW	D	447	160	8140.43N	94,400	4	2800	107 kW	D	446	146
8060.24.673	103,000	6	5499	96 kW	D	447	160	8140.43S	94,400	4	2798	93 - 103 kW	D	446	146
8060.24.678	103,000	6	5500	123 kW	D	447	160	8140.43	94,400	4	2800	90 kW	D	446	146
8060.25.221	104,000	6	5861	116 kW	D	448	167	8140.47.3700	93,000	4	2499	85 kW	D	444	136
8060.25.241	104,000	6	5861	100 kW	D	448	167	8140.47R.2210	93,000	4	2499	80 kW	D	445	138
8060.25.243	104,000	6	5861	100 kW	D	448	167	8140.47R	93,000	4	2500	80 kW	D	444	136
8060.25.246	104,000	6	5861	100 kW	D	448	167	8140.47	93,000	4	2500	80 - 85 kW	D	444	136
8060.25.4600	103,000	6	5499	130 kW	D	448	162	8140.61.204	93,000	4	2445	53 kW	D	445	139
8060.25.600	104,000	6	5861	130 kW	D	449	168	8140.61	93,000	4	2445	53 - 55 kW	D	445	139
8060.25.621	104,000	6	5861	110 kW	D	448	167	8140.63	94,400	4	2800	64 kW	D	446	146
8060.25.630	104,000	6	5861	100 kW	D	449	169	8140.67.2700	93,000	4	2499	62 kW	D	445	140
8060.25.631	104,000	6	5861	100 kW	D	448	167	8140.67	93,000	4	2500	55 - 62 kW	D	445	139
8060.25.641	104,000	6	5861	103 kW	D	448	167	8142.61	93,000	4	2445	53 kW	D	445	138
8060.25.661	104,000	6	5861	88 - 96 kW	D	448	167	8144.21.220	93,000	4	2445	68 kW	D	444	136
8060.25.662	104,000	6	5861	96 kW	D	448	167	8144.21	93,000	4	2445	68 kW	D	444	136
8060.25.663	104,000	6	5861	88 - 96 kW	D	448	167	8144.61.200	93,000	4	2445	53 kW	D	445	139
8060.25.669	104,000	6	5861	125 kW	D	448	167	8144.61.500.81	93,000	4	2445	66 kW	D	445	141
8060.25.670	104,000	6	5861	125 kW	D	448	167	8144.61	93,000	4	2428	53 - 55 kW	D	445	139



ENGINE		ccm	kW			1 POS	ENGINE		ccm	kW			1 POS		
8144.65	88,000	4	1995	44 kW	D	444	131	836 A3.000	84,000	4	1995	102 kW	B	439	104
8144.67.220	93,000	4	2499	55 kW	D	444	136	836 A3.011	84,000	4	1995	101 - 104 kW	B	439	102
8144.67	93,000	4	2500	55 kW	D	444	135	836 A5.000	84,000	4	1756	71 - 74 kW	B	438	94
8144.81.2000	93,000	4	2445	66 - 74 kW	D	445	142	836 A6.000	84,000	4	1756	66 kW	B	438	94
8144.91.2000	93,000	4	2445	74 kW	D	445	142	8365.05.500	115,000	6	8102	114 kW	D	449	171
8144.97 S	93,000	4	2500	77 kW	D	445	142	8365.05.520	115,000	6	8101	104 kW	D	449	171
8144.97 Y	93,000	4	2500	85 kW	D	444	136	8365.05.530	115,000	6	8101	99 kW	D	449	171
8144.97.2200	93,000	4	2499	86 - 87 kW	D	445	143	8365.05.531	115,000	6	8101	104 kW	D	449	171
8144.97.2400	93,000	4	2499	83 - 87 kW	D	445	144	8365.05.555	115,000	6	8101	96 kW	D	449	171
8144.97	93,000	4	2499	85 kW	D	444	136	8365.05.560	115,000	6	8101	94 kW	D	449	171
8210.02.000	137,000	6	13798	191 kW	D	450	177	8365.05.570	115,000	6	8101	94 kW	D	449	171
8210.02.020	137,000	6	13798	191 kW	D	450	177	8365.05.580	115,000	6	8101	94 kW	D	449	171
8210.02.022	137,000	6	13798	191 kW	D	450	177	8365.05.590	115,000	6	8101	94 kW	D	449	171
8210.02.032	137,000	6	13798	191 kW	D	450	178	8365.25.500	115,000	6	8102	132 kW	D	449	171
8210.02.033	137,000	6	13798	191 kW	D	450	177	8365.25.501	115,000	6	8102	118 kW	D	449	172
8210.02.053	137,000	6	13798	191 kW	D	450	177	8365.25.502	115,000	6	8102	118 - 133 kW	D	449	172
8210.02.067	137,000	6	13798	191 kW	D	450	177	8365.25.503	115,000	6	8102	118 kW	D	449	172
8210.02.069	137,000	6	13798	191 kW	D	450	177	839 A5.000	82,000	5	2387	96 - 99 kW	D	432	64
8210.02.081	137,000	6	13798	191 kW	D	450	177	843 A1.000	72,000	4	1368	65 - 71 kW	B	427	27
8210.02.266	137,000	6	13798	191 kW	D	450	177	844 A2.000	83,000	4	1956	120 kW	D	435	77
8210.02.267	137,000	6	13798	191 kW	D	450	177	8460.21.002	120,000	6	9498	154 - 192 kW	D	449	173
8210.02.371	137,000	6	13798	191 kW	D	450	177	8460.41S.733	120,000	6	9498	254 kW	D	449	174
8210.02.373	137,000	6	13798	191 kW	D	450	177	93313090-7U	80,500	4	1796	76 - 84 kW	B	431	55
8210.02.377	137,000	6	13798	191 kW	D	450	177	93313090-H2	80,500	4	1796	81 - 85 kW	B	431	55
8210.02.385	137,000	6	13798	191 kW	D	450	177	93337154-J1	80,500	4	1796	82 - 84 kW	B	431	55
8210.02.393	137,000	6	13798	191 kW	D	450	177	937 A4.000	82,000	4	1910	93 kW	D	431	57
8210.02.405	137,000	6	13798	191 kW	D	450	177	937 A5.000	82,000	4	1910	110 kW	D	431	57
8210.02.426	137,000	6	13798	191 kW	D	450	177	937 A7.000	82,000	4	1910	85 kW	D	432	64
8210.02.440	137,000	6	13798	191 kW	D	450	177	939 A1.000	82,000	4	1910	88 kW	D	432	58
8210.02.441	137,000	6	13798	191 kW	D	450	177	939 A2.000	82,000	4	1910	110 kW	D	431	57
8210.02.731	137,000	6	13798	191 kW	D	450	177	939 A3.000	82,000	5	2387	147 kW	D	431	57
8210.42 K	137,000	6	13798	272 kW	D	450	179	939 A4.000	80,500	4	1796	96 - 103 kW	B	430	49
8210.42(TCA)	137,000	6	13798	272 kW	D	450	180	939 A8.000	82,000	4	1910	100 kW	D	432	59
8210.42.101	137,000	6	13798	265 kW	D	450	181	939 B5.000	83,000	4	1956	100 - 125 kW	D	435	78
8210.42.115	137,000	6	13798	265 kW	D	450	180	940 A5.000	83,000	4	1956	103 - 125 kW	D	435	77
8210.42L.(TCA)	137,000	6	13798	309 kW	D	450	181	955 A3.000	79,500	4	1598	88 kW	D	429	43
8210.42L.400	137,000	6	13798	309 kW	D	450	180	955 A4.000	79,500	4	1598	85 kW	D	429	43
8210.42L.TCA	137,000	6	13798	345 kW	D	450	181	9H07 (DV6UC)	75,000	4	1560	66 kW	D	428	29
8211.02.032	137,000	6	13798	191 kW	D	450	177	9HM (DV6UC)	75,000	4	1560	66 kW	D	428	30
8220.02.870	125,000	6	9572	148 kW	D	450	175	9HU	75,000	4	1560	66 kW	D	428	31
8220.12.001	125,000	6	9570	148 kW	D	450	175	A 112 B1.054	67,200	4	965	35 - 36 kW	B	424	7
8260.02.405	145,000	6	12880	191 kW	D	451	182	B 25.637	93,000	4	2498	51 kW	D	445	145
8280.22.007	145,000	8	17174	280 kW	D	451	182	B22615	90,000	4	2175	45 - 46 kW	D	444	133
8280.22.009	145,000	8	17174	280 kW	D	451	182	D19AA	82,000	4	1910	88 kW	D	433	69
8280.22.033	145,000	8	17174	280 kW	D	451	182	D20AA	83,000	4	1956	99 kW	D	436	83
8280.22.054	145,000	8	17174	280 kW	D	451	182	D8B (XUD9TE)	83,000	4	1905	66 - 69 kW	D	435	79
8280.22.201	145,000	8	17174	309 kW	D	451	182	D8B	83,000	4	1905	68 kW	D	436	84
8280.22.205	145,000	8	17174	309 kW	D	451	182	D9B (XUD9A)	83,000	4	1905	47 - 52 kW	D	436	85
8280.42.001	145,000	8	17174	350 kW	D	451	183	DHX (XUD9TE)	83,000	4	1905	66 - 69 kW	D	436	87
8280.42.010	145,000	8	17174	350 kW	D	451	184	DHX (XUD9TF/L)	83,000	4	1905	66 - 68 kW	D	437	88
8280.42.042	145,000	8	17174	350 kW	D	451	184	DHX	83,000	4	1905	59 - 66 kW	D	436	86
8280.42.050	145,000	8	17174	350 kW	D	451	185	DJY (XUD9)	83,000	4	1905	50 - 52 kW	D	437	90
8280.42.350	145,000	8	17174	378 kW	D	451	184	DJY	83,000	4	1905	50 kW	D	437	89
8280.42S.350	145,000	8	17174	375 kW	D	451	185	DW10BTED4	85,000	4	1997	100 kW	D	441	112
8280.42S.370	145,000	8	17174	378 kW	D	451	184	ERB	96,000	6	3604	206 kW	B	446	152
831 D1.000	82,600	4	1929	59 kW	D	434	73	F1AE0481C	88,000	4	2286	81 kW	D	444	132
834 B.000	84,000	4	1995	88 kW	B	438	93	F1AE0481D	88,000	4	2287	88 kW	D	444	132
834 B.048	84,000	4	1995	83 kW	B	438	93	F1AE0481N	88,000	4	2287	96 kW	D	444	132
834 B.146	84,000	4	1995	85 kW	B	438	93	F1AE0481T	88,000	4	2287	93 kW	D	444	132
834 C.146	84,000	4	1995	110 - 112 kW	B	439	100	F1AE3481D	88,000	4	2287	96 kW	D	444	132
835 C2.000	84,000	4	1756	76 kW	B	438	94	F1AGL411A	88,000	4	2287	110 kW	D	444	132
835 C4.000	84,000	4	1756	66 kW	B	438	94	F1AGL411B	88,000	4	2287	130 kW	D	444	132



			ccm	kW			1 POS				ccm	kW			1 POS
F1AGL411C	88,000	4	2287	110 kW	D	444	132	RFU (XU10J2C)	86,000	4	1998	89 kW	B	442	120
F1AGL411D	88,000	4	2287	96 kW	D	444	132	RFV	86,000	4	1998	97 - 100 kW	B	442	121
F1CE0441A	95,800	4	2999	100 kW	G	446	149	RGX (XU10J2CTE)	86,000	4	1998	108 kW	B	442	122
F1CE0481D	95,800	4	2999	115 - 116 kW	D	446	150	RHH	85,000	4	1997	120 kW	D	441	112
F1CFA401A	95,800	4	2999	100 kW	G	446	151	RHK (DW10UTED4)	85,000	4	1997	79 - 88 kW	D	441	112
J2	80,500	4	1796	82 - 86 kW	B	431	55	RHK	85,000	4	1997	88 kW	D	441	112
KFT	75,000	4	1360	54 kW	B	428	32	RHM (DW10ATED4)	85,000	4	1997	79 - 80 kW	D	440	107
KFV	75,000	4	1360	54 kW	B	428	32	RHR	85,000	4	1997	100 kW	D	441	112
LFW (XU7JP)	83,000	4	1761	73 kW	B	437	91	RHV	85,000	4	1997	62 kW	D	441	113
M020 AA.09.0	65,000	4	903	33 kW	B	424	6	RHW (DW10ATED4)	85,000	4	1997	80 kW	D	440	107
P8C	85,000	4	2088	80 kW	D	440	110	RHX	85,000	4	1997	69 kW	D	441	114
PN93327668	80,500	4	1796	76 - 77 kW	B	431	55	RHZ	85,000	4	1997	80 kW	D	441	114
PN93327669	80,500	4	1796	90 kW	B	431	54	THY (DK5ATE)	92,000	4	2446	96 kW	D	444	134
PN93388905	80,500	4	1796	76 kW	B	431	55	WJY (DW8)	82,200	4	1868	51 kW	D	434	72
R9M 408	80,000	4	1598	66 - 85 kW	D	430	48	WJY (DW8B)	82,200	4	1868	51 kW	D	433	70
R9M 413	80,000	4	1598	70 - 89 kW	D	430	48	WJZ (DW8)	82,200	4	1868	51 - 52 kW	D	434	71
R9M 450	80,000	4	1598	88 - 103 kW	D	430	48	X7	80,500	4	1796	84 - 85 kW	B	431	55
R9M 452	80,000	4	1598	92 - 107 kW	D	430	48	XFW	87,000	6	2946	150 - 152 kW	B	443	130
RFL	86,000	4	1998	71 - 81 kW	B	442	119	XM7T	84,000	4	1796	50 - 51 kW	B	439	105
RFN (EW10J4)	85,000	4	1997	100 kW	B	440	111	Y2	80,500	4	1796	83 - 86 kW	B	431	55



## 65,000 mm

1

100 GBC.040 ,

**882040-4**

13,00 x 7,00 x 42,20 | IN | EX

## 65,000 mm

2

100 GBS.000 , 146 A.048 ,

**915001-8**

Ø 7,00

## 65,000 mm

3

100 GBC.000 , 100 GF 000 , 100 GL.000 , 100 GL.048 , 100 GL3.000 , 100 GL6.000 , 1170 A1.000 , 141 B.000 , 146 A1.000 , 156 A4.000 , 156 A4.048 , 170 A1.046 ,

**882040-4**

13,00 x 7,00 x 42,20 | IN | EX

**915001-8**

Ø 7,00

## 65,000 mm

4

1170 A1.046 , 170 A1.000 ,

**852023-4**

29,00 x 7,00 x 95,10 x 45°

**882040-4**

13,00 x 7,00 x 42,20 | IN | EX

**862024-4**

26,00 x 7,00 x 95,70 x 45°

**915001-8**

Ø 7,00

## 65,000 mm

5

146 A.000 ,

**880222-4**

12,06 x 8,00 x 36,50 | IN | EX

**882040-4**

13,00 x 7,00 x 42,20 | IN | EX

**882047-4**

14,07 x 8,00 x 46,00 | IN | EX

**915001-8**

Ø 7,00

## 65,000 mm

6

M020 AA.09.0 ,

**852023-4**

29,00 x 7,00 x 95,10 x 45°

**862024-4**

26,00 x 7,00 x 95,70 x 45°

**915001-8**

Ø 7,00

## 67,200 mm

7

A 112 B1.054 ,

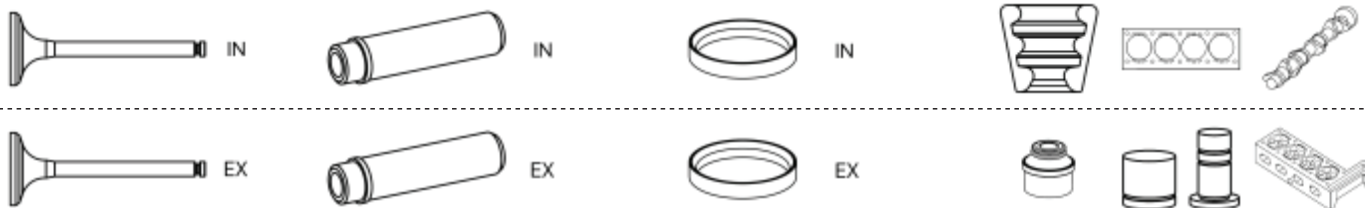
**882040-4**

13,00 x 7,00 x 42,20 | IN | EX

**915001-8**

Ø 7,00





## 69,600 mm

8

199 A3.000 , 199 A9.000 , 199 B1.000 , 199 B2.000 , 199 B4.000 , 223 A9.000 ,

**852011-4**

21,90 x 6,00 x 109,20 x 45°

**882078-4**

10,035 x 6,00 x 43,00 | IN | EX

**M-6**

**882102-4**

13,57 x 8,00 x 67,90 | IN | EX

**862096-4**

22,50 x 6,00 x 109,20 x 45°

## 69,600 mm

9

199 B8.000 ,

**852011-4**

21,90 x 6,00 x 109,20 x 45°

**882078-4**

10,035 x 6,00 x 43,00 | IN | EX

**882102-4**

13,57 x 8,00 x 67,90 | IN | EX

## 69,600 mm

10

169 A1.000 , 169 A5.000 , 188 A8.000 , 188 A9.000 , 199 A2.000 ,

**852011-4**

21,90 x 6,00 x 109,20 x 45°

**882078-4**

10,035 x 6,00 x 43,00 | IN | EX

**M-6**

**882102-4**

13,57 x 8,00 x 67,90 | IN | EX

**862012-4**

21,90 x 6,00 x 109,20 x 45°

## 69,900 mm

11

146 A2.166 ,

**912801-8**

Ø 8,00

## 70,000 mm

12

141 C2.000 , 146 E1.011 , 146 E4.1011 , 156 A2.0157 , 156 A2.050 , 156 A2.146 , 178 B9.033 , 178 D9.011 , 178 F1.011 , 310 A1.011 ,

**915001-8**

Ø 7,00

## 70,000 mm

13

156 A2.000 , 156 A2.246 , 156 A3.000 , 160 A3.000 , 176 A6.000 ,

**852001-4**

30,50 x 7,00 x 97,10 x 45°

**882040-4**

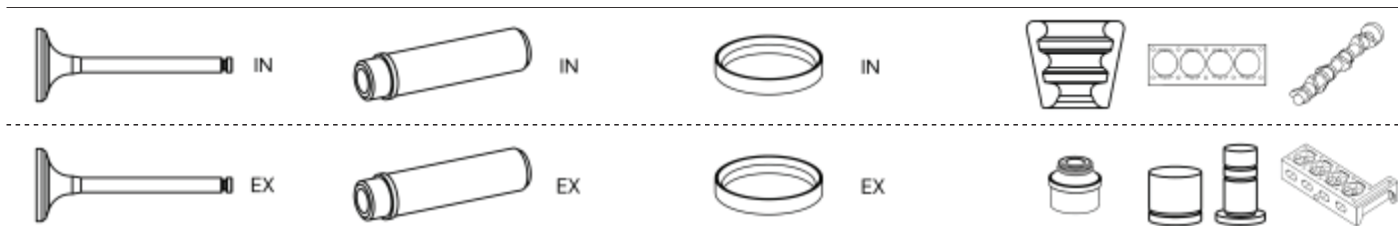
13,00 x 7,00 x 42,20 | IN | EX

**862002-4**

27,50 x 7,00 x 97,10 x 45°

**915001-8**

Ø 7,00



<b>70,000 mm</b>	<b>14</b>
------------------	-----------

156 A2.048 , 156 A2.100 , 187 A1.000 ,

**882040-4**

13,00 x 7,00 x 42,20 | IN | EX

**915001-8**

Ø 7,00

<b>70,000 mm</b>	<b>15</b>
------------------	-----------

156 A3.100 , 156 C.046 ,

**882040-4**

13,00 x 7,00 x 42,20 | IN | EX

**862002-4**

27,50 x 7,00 x 97,10 x 45°

**915001-8**

Ø 7,00

<b>70,000 mm</b>	<b>16</b>
------------------	-----------

176 B2.000 ,

**852005-4**

31,50 x 7,00 x 97,00 x 45°

**882040-4**

13,00 x 7,00 x 42,20 | IN | EX

**862002-4**

27,50 x 7,00 x 97,10 x 45°

**915001-8**

Ø 7,00

<b>70,800 mm</b>	<b>17</b>
------------------	-----------

169 A4.000 , 199 A4.000 ,

**M-5**

<b>70,800 mm</b>	<b>18</b>
------------------	-----------

176 A7.000 ,

**882040-4**

13,00 x 7,00 x 42,20 | IN | EX

**862002-4**

27,50 x 7,00 x 97,10 x 45°

**915001-8**

Ø 7,00

<b>70,800 mm</b>	<b>19</b>
------------------	-----------

176 A8.000 , 176 B1.000 ,

**852005-4**

31,50 x 7,00 x 97,00 x 45°

**882040-4**

13,00 x 7,00 x 42,20 | IN | EX

**862002-4**

27,50 x 7,00 x 97,10 x 45°

**915001-8**

Ø 7,00

<b>70,800 mm</b>	<b>20</b>
------------------	-----------

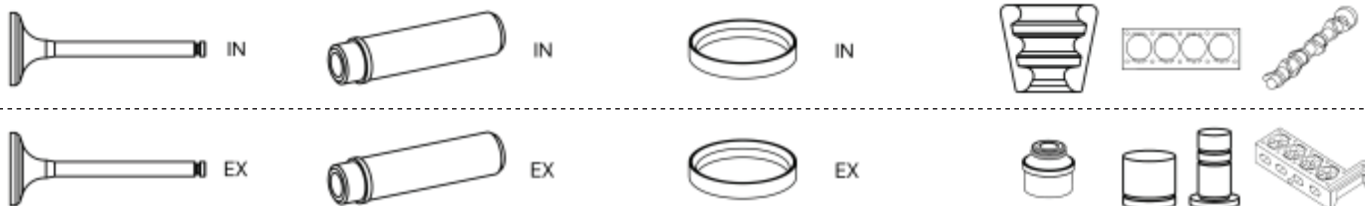
176 B4.000 , 178 E2.000 , 223 A5.000 ,

**882040-4**

13,00 x 7,00 x 42,20 | IN | EX

**915001-8**

Ø 7,00



70,800 mm

21

176 B9.000 ,

852015-4

26,80 x 6,00 x 95,00 x 45°

862016-4

22,40 x 6,00 x 96,20 x 45°

972103-8

Hydro

70,800 mm

22

178 B5.000 ,

852015-4

26,80 x 6,00 x 95,00 x 45°

862016-4

22,40 x 6,00 x 96,20 x 45°

915001-8

Ø 7,00

70,800 mm

23

178 B7.045 , 178 C4.066 , 178 E8.011 , 178 E9.011 ,

915001-8

Ø 7,00

70,800 mm

24

182 B2.000 , 188 A5.000 ,

852015-4

26,80 x 6,00 x 95,00 x 45°

862016-4

22,40 x 6,00 x 96,20 x 45°

70,800 mm

25

188 A4.000 ,

852005-4

31,50 x 7,00 x 97,00 x 45°

882040-4

13,00 x 7,00 x 42,20 | IN | EX

915001-8

Ø 7,00

72,000 mm

26

198 A1.000 , 198 A4.000 ,

M-6

72,000 mm

27

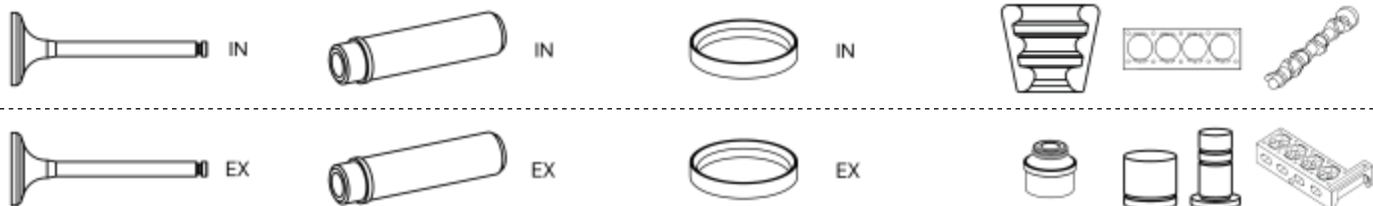
192 B2.000 , 843 A1.000 ,

852015-4

26,80 x 6,00 x 95,00 x 45°

862016-4

22,40 x 6,00 x 96,20 x 45°



## 72,000 mm

28

199 A7.000 , 350 A1.000 ,

M-5

## 75,000 mm

29

9H07 (DV6UC) ,

973701-8

Hydro

## 75,000 mm

30

9HM (DV6UC) ,

853777-4

883713-4

30,00 x 5,50 x 95,60 x 45°

9,55 x 5,50 x 34,00 | IN | EX

863778-4

27,60 x 5,50 x 95,60 x 45°

## 75,000 mm

31

9HU ,

851107-4

883713-4

25,60 x 5,50 x 96,45 x 45°

9,55 x 5,50 x 34,00 | IN | EX

861108-4

23,40 x 5,50 x 96,60 x 45°

973701-8

Hydro

## 75,000 mm

32

KFT , KFV ,

853727-4

883709-4

36,80 x 7,00 x 112,80 x 30°

13,06 x 7,00 x 47,60 | IN | EX

863728-4

29,30 x 7,00 x 112,60 x 45°

915001-8

Ø 7,00

## 75,400 mm

33

178 E5.022 ,

915001-8

Ø 7,00

## 76,000 mm

34

127 A.000 , 127 A.011 , 127 A1.000 , 127 A2.011 , 127 A6.000 , 127B1000 , 146 A2.011 , 146 A3.011 , 146 A4.011 , 146 A5.011 , 146 A7.011 , 146 B4.000 , 146 B4.011 , 146 B8.011 , 146 B9.011 , 146 C4.011 , 146 C8.000 , 146 D1.011 , 178 A1.000 , 178 A3.011 , 178 A4.011 , 178 A5.011 , 178 A6.011 ,

912801-8

Ø 8,00

## 76,100 mm

35

127 A5.000 , 146 B1.000 , 156 A5.000 ,

862034-4

29,00 x 8,00 x 112,00 x 45°



76,100 mm

36

127A.046 ,

912801-8

Ø 8,00

76,100 mm

37

156 A.000 ,

882040-4

13,00 x 7,00 x 42,20 | IN | EX

912801-8

Ø 8,00

77,000 mm

38

126 A1.048 ,

912801-8

Ø 8,00

77,000 mm

39

310 A5.011 ,

974001-8

Hydro

78,000 mm

40

131 C1.000 ,

862013-4

36,00 x 8,00 x 105,90 x 45°

79,000 mm

41

192 B3.000 ,

974001-8

Hydro

79,500 mm

42

198 A2.000 , 198 A3.000 ,

M-5

863532-4

24,30 x 5,00 x 114,40 x 45°

79,500 mm

43

955 A3.000 , 955 A4.000 ,

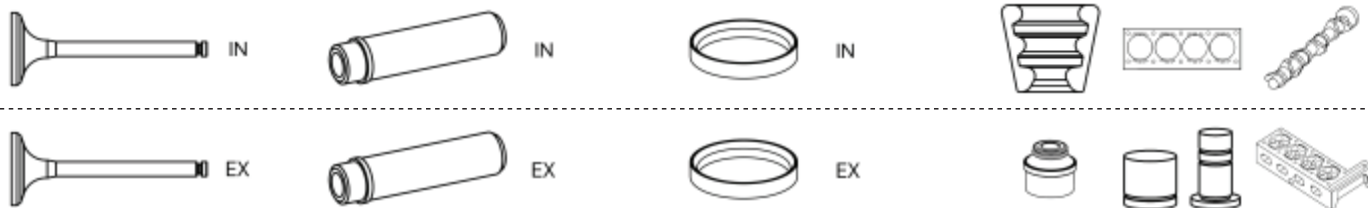
M-5

863532-4

24,30 x 5,00 x 114,40 x 45°

973801-8

Hydro



## 79,500 mm

44

198 A6.000 , 350 A2.000 ,

**853531-4**

27,90 x 5,00 x 114,40 x 45°

M-6

M-5

**863532-4**

24,30 x 5,00 x 114,40 x 45°

## 80,000 mm

45

124 AC.000 , 124 B2.000 , 125 A.000 , 125 B.000 , 125 BC.000 , 125 BC.040 , 128 A.000 , 128 A.048 , 128 AC5.000 , 146 A4.044 ,

**912801-8**

Ø 8,00

## 80,000 mm

46

138 B.000 , 138 B1.000 , 138 C1.000 , 146 A4.000 , 146 A4.048 ,

**880222-4**

12,06 x 8,00 x 36,50 | IN | EX

**882047-4**

14,07 x 8,00 x 46,00 | IN | EX

**912801-8**

Ø 8,00

## 80,000 mm

47

146 C3.000 ,

**915001-8**

Ø 7,00

## 80,000 mm

48

R9M 408 , R9M 413 , R9M 450 , R9M 452 ,

**853873-4**

23,50 x 6,00 x 104,10 x 45°

M-6

**863874-4**

23,40 x 6,00 x 104,10 x 45°

**915097-8**

Ø 6,00

## 80,500 mm

49

939 A4.000 ,

M-5

## 80,500 mm

50

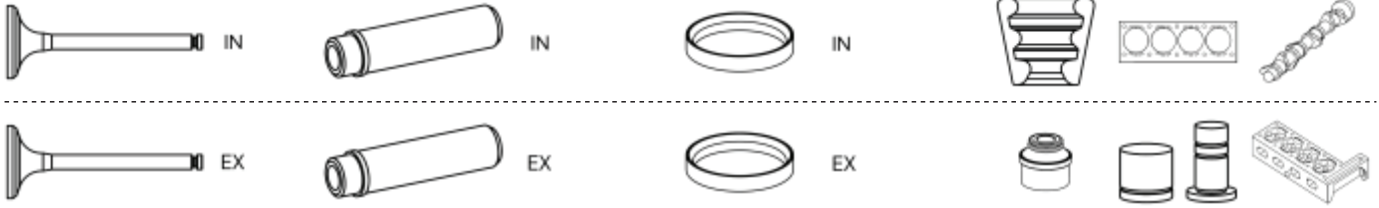
146 C1.000 , 159 A2.000 , 160 A1.000 ,

**880222-4**

12,06 x 8,00 x 36,50 | IN | EX

**882047-4**

14,07 x 8,00 x 46,00 | IN | EX



**80,500 mm**

**51**

146 C5.000 ,

912801-8

Ø 8,00

**80,500 mm**

**52**

178 E7.000 ,

915001-8

Ø 7,00

**80,500 mm**

**53**

182 B6.000 ,

852074-4

882040-4

30,40 x 7,00 x 102,50 x 45°

13,00 x 7,00 x 42,20 | IN | EX

862075-4

30,10 x 7,00 x 102,50 x 45°

915001-8

Ø 7,00

974001-8

Hydro

**80,500 mm**

**54**

PN93327669 ,

915097-8

Ø 6,00

974001-8

Hydro

**80,500 mm**

**55**

3E , 93313090-7U , 93313090-H2 , 93337154-J1 , J2 , PN93327668 , PN93388905 , X7 , Y2 ,

913501-8

Ø 7,00

**81,000 mm**

**56**

310 A3.011 ,

915001-8

Ø 7,00

**82,000 mm**

**57**

192 A5.000 , 192 B1.000 , 937 A4.000 , 937 A5.000 , 939 A2.000 , 939 A3.000 ,

853531-4

27,90 x 5,00 x 114,40 x 45°

M-6

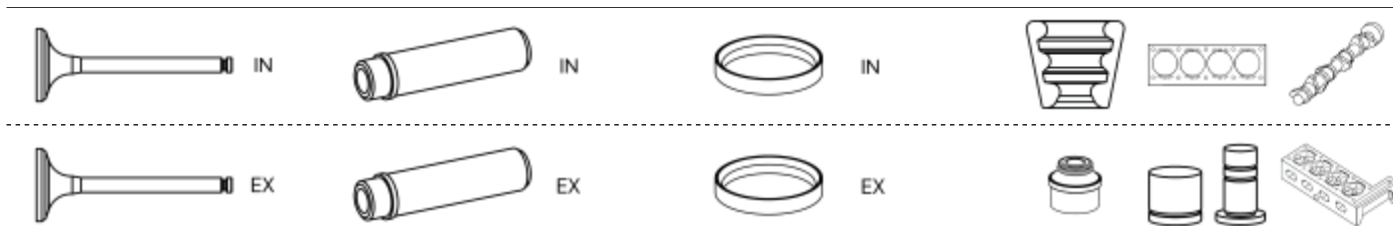
M-5

863532-4

24,30 x 5,00 x 114,40 x 45°

973801-8

Hydro



<b>82,000 mm</b>	<b>58</b>
------------------	-----------

939 A1.000 ,	
<b>852047-4</b>	<b>M-6</b>
35,60 x 8,00 x 115,00 x 45°	
<b>853531-4</b>	<b>M-5</b>
27,90 x 5,00 x 114,40 x 45°	
<b>863532-4</b>	
24,30 x 5,00 x 114,40 x 45°	

<b>82,000 mm</b>	<b>59</b>
------------------	-----------

939 A8.000 ,	
	<b>973801-8</b>
	Hydro

<b>82,000 mm</b>	<b>60</b>
------------------	-----------

175 A3.000 , 182 A1.000 , 182 B3.000 ,	
<b>852088-4</b>	<b>M-7</b>
30,00 x 7,00 x 113,20 x 45°	
<b>862090-4</b>	<b>915001-8</b> <b>974001-8</b>
26,00 x 7,00 x 108,80 x 45°	Ø 7,00   Hydro

<b>82,000 mm</b>	<b>61</b>
------------------	-----------

182 A2.000 , 182 B7.000 , 183 A1.000 , 188 A6.000 , 192 A4.000 ,	
<b>852043-4</b>	<b>M-7</b>
33,50 x 7,00 x 113,00 x 45°	
<b>862044-4</b>	<b>915001-8</b> <b>974001-8</b>
28,20 x 7,00 x 108,50 x 45°	Ø 7,00   Hydro

<b>82,000 mm</b>	<b>62</b>
------------------	-----------

182 A3.000 , 182 A5.000 ,	
<b>862073-4</b>	<b>915001-8</b>
35,60 x 7,00 x 110,00 x 45°	Ø 7,00

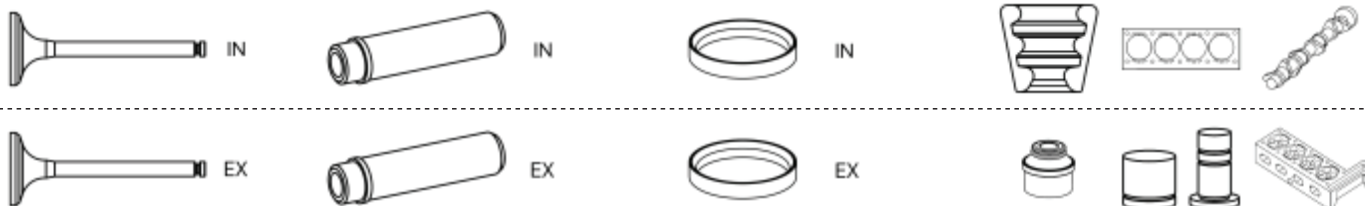
<b>82,000 mm</b>	<b>63</b>
------------------	-----------

182 A7.000 , 182 A8.000 ,	
<b>852045-4</b>	<b>M-8</b>
37,50 x 8,00 x 114,26 x 45°	
<b>852047-4</b>	
35,60 x 8,00 x 115,00 x 45°	
<b>862046-4</b>	
31,00 x 8,00 x 114,26 x 45°	

<b>82,000 mm</b>	<b>64</b>
------------------	-----------

182 B4.000 , 182 B9.000 , 185 A6.000 , 185 B4.000 , 186 A6.000 , 186 A8.000 , 186 A9.000 , 188 A2.000 , 188 A3.000 , 188 A7.000 , 188 B2.000 , 192 A1.000 , 192 A3.000 , 192 A8.000 , 192 A9.000 , 199 A5.000 , 223 A6.000 , 223 B2.000 , 839 A5.000 , 937 A7.000 ,	
<b>852047-4</b>	<b>M-8</b>
35,60 x 8,00 x 115,00 x 45°	
<b>862048-4</b>	
34,60 x 8,00 x 115,00 x 45°	





82,000 mm

65

185 A2.000 ,

852045-4

M-8

37,50 x 8,00 x 114,26 x 45°

862046-4

31,00 x 8,00 x 114,26 x 45°

82,000 mm

66

185 A4.011 , 185 A5.011 ,

915001-8

Ø 7,00

82,000 mm

67

185 A8.000 ,

852043-4

M-7

33,50 x 7,00 x 113,00 x 45°

852088-4

30,00 x 7,00 x 113,20 x 45°

862044-4

915001-8

28,20 x 7,00 x 108,50 x 45°

Ø 7,00

862090-4

26,00 x 7,00 x 108,80 x 45°

82,000 mm

68

192 B5.000 ,

852047-4

35,60 x 8,00 x 115,00 x 45°

82,000 mm

69

D19AA ,

852047-4

M-8

35,60 x 8,00 x 115,00 x 45°

862048-4

912801-8

34,60 x 8,00 x 115,00 x 45°

Ø 8,00

82,200 mm

70

WJY (DW8B) ,

853709-4

883707-4

K-8

511104-1

38,50 x 8,00 x 112,40 x 45°

14,06 x 8,00 x 52,20 | IN | EX

853733-4

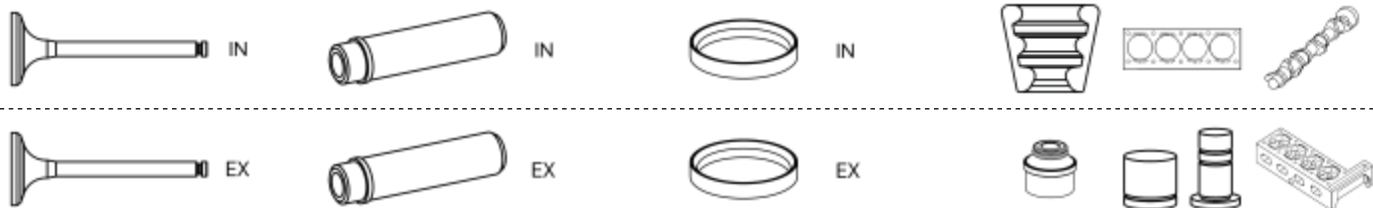
883711-4

38,50 x 8,00 x 112,40 x 45°

14,06 x 8,00 x 48,00 | IN

863734-4

33,00 x 8,00 x 111,85 x 45°



## 82,200 mm

71

WJZ (DW8) ,

**853709-4**      **883707-4**      **K-8**      **511104-1**

38,50 x 8,00 x 112,40 x 45°      14,06 x 8,00 x 52,20 | IN | EX

**853733-4**      **883711-4**

38,50 x 8,00 x 112,40 x 45°      14,06 x 8,00 x 48,00 | IN

**863734-4**      **483715-1**

33,00 x 8,00 x 111,85 x 45°

## 82,200 mm

72

WJY (DW8) ,

**853709-4**      **511104-1**

38,50 x 8,00 x 112,40 x 45°

**863734-4**      **483715-1**

33,00 x 8,00 x 111,85 x 45°

## 82,600 mm

73

146 B2.000 , 146 D7.000 , 149 A1.000 , 149 B1.000 , 149 B3.000 , 149 B4.000 , 149 B4.046 , 160 A7.000 , 176 A3.000 , 176 A5.000 , 176 B3.000 , 176 B7.000 , 230 A2.000 , 280 A1.000 , 831 D1.000 ,

**852037-4**      **880222-4**

37,50 x 8,00 x 116,80 x 45°      12,06 x 8,00 x 36,50 | IN | EX

**852039-4**      **882047-4**

37,50 x 8,00 x 117,00 x 45°      14,07 x 8,00 x 46,00 | IN | EX

**862040-4**

33,50 x 8,00 x 117,00 x 45°

## 82,600 mm

74

154 B.000 ,

**852041-4**      **880222-4**

36,50 x 8,00 x 114,00 x 45°      12,06 x 8,00 x 36,50 | IN | EX

**882047-4**

14,07 x 8,00 x 46,00 | IN | EX

## 82,600 mm

75

154 C6.000 , 154 D1.000 ,

**862042-4**      **912801-8**

33,50 x 8,00 x 114,50 x 45°

Ø 8,00

## 82,600 mm

76

160 A6.000 , 160 A6.046 , 160 B6.046 ,

**852039-4**      **880222-4**

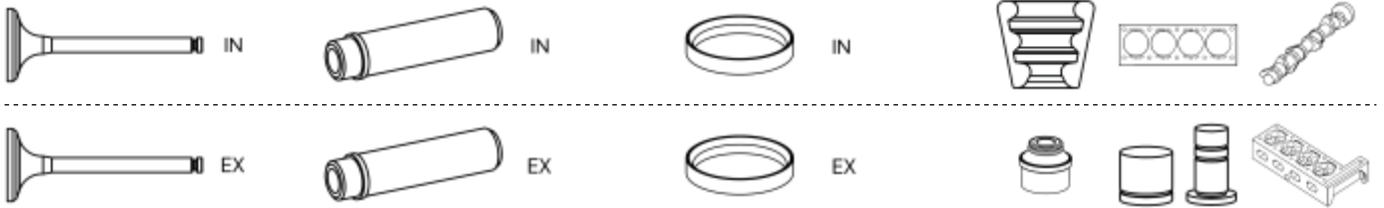
37,50 x 8,00 x 117,00 x 45°      12,06 x 8,00 x 36,50 | IN | EX

**882047-4**

14,07 x 8,00 x 46,00 | IN | EX

**862038-4**

33,50 x 8,00 x 117,00 x 45°



83,000 mm

77

198 A5.000 , 263 A1.000 , 844 A2.000 , 940 A5.000 ,

853531-4

27,90 x 5,00 x 114,40 x 45°

M-6

M-5

863532-4

24,30 x 5,00 x 114,40 x 45°

83,000 mm

78

939 B5.000 ,

853531-4

27,90 x 5,00 x 114,40 x 45°

M-6

M-5

863532-4

24,30 x 5,00 x 114,40 x 45°

973801-8

Hydro

83,000 mm

79

D8B (XUD9TE) ,

853709-4

38,50 x 8,00 x 112,40 x 45°

883707-4

14,06 x 8,00 x 52,20 | IN | EX

K-8

883711-4

14,06 x 8,00 x 48,00 | IN

863734-4

33,00 x 8,00 x 111,85 x 45°

83,000 mm

80

185 A7.011 ,

915001-8

Ø 7,00

83,000 mm

81

192 A2.000 ,

852043-4

33,50 x 7,00 x 113,00 x 45°

M-7

862044-4

28,20 x 7,00 x 108,50 x 45°

915001-8

Ø 7,00

974001-8

Hydro

83,000 mm

82

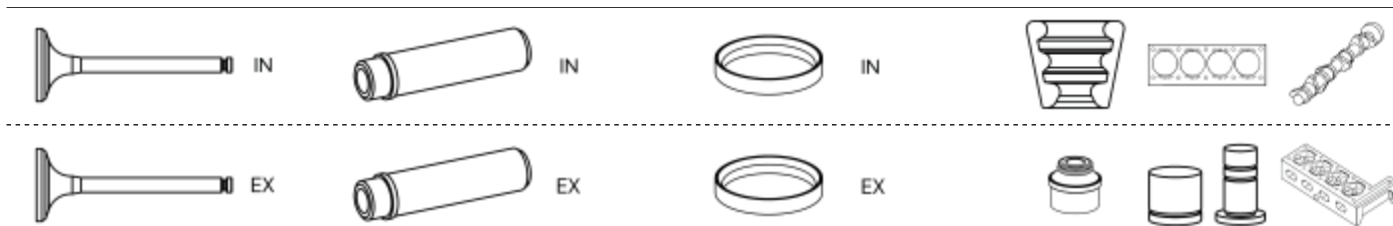
192 A7.011 ,

915001-8

Ø 7,00

974001-8

Hydro



<b>83,000 mm</b>	<b>83</b>
------------------	-----------

D20AA ,

**973801-8**  
Hydro

<b>83,000 mm</b>	<b>84</b>
------------------	-----------

D8B ,

<b>853709-4</b> 38,50 x 8,00 x 112,40 x 45°	<b>883707-4</b> 14,06 x 8,00 x 52,20   IN   EX	<b>K-8</b>	<b>511104-1</b>
	<b>883711-4</b> 14,06 x 8,00 x 48,00   IN		

**863734-4**  
33,00 x 8,00 x 111,85 x 45°

<b>83,000 mm</b>	<b>85</b>
------------------	-----------

D9B (XUD9A) ,

<b>853733-4</b> 38,50 x 8,00 x 112,40 x 45°	<b>883707-4</b> 14,06 x 8,00 x 52,20   IN   EX	<b>K-8</b>	<b>903715-1</b>	<b>511104-1</b>
	<b>883711-4</b> 14,06 x 8,00 x 48,00   IN			<b>513701-1</b>

**863734-4**  
33,00 x 8,00 x 111,85 x 45°

**483709-1**  
**483710-1**

<b>83,000 mm</b>	<b>86</b>
------------------	-----------

DHX ,

	<b>511104-1</b>
	<b>513701-1</b>

<b>83,000 mm</b>	<b>87</b>
------------------	-----------

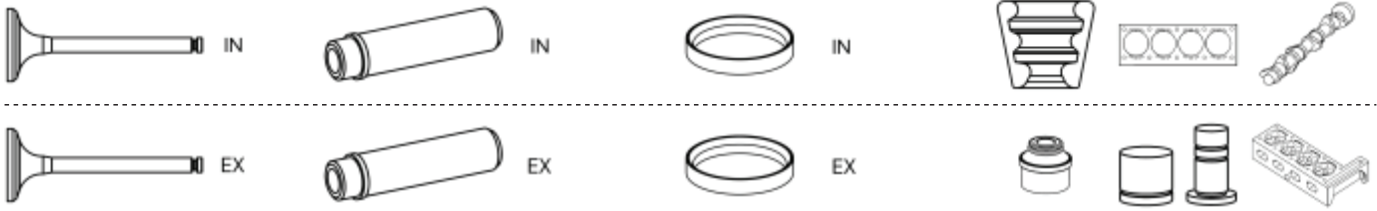
DHX (XUD9TE) ,

<b>853709-4</b> 38,50 x 8,00 x 112,40 x 45°	<b>883707-4</b> 14,06 x 8,00 x 52,20   IN   EX	<b>K-8</b>	
<b>853733-4</b> 38,50 x 8,00 x 112,40 x 45°	<b>883711-4</b> 14,06 x 8,00 x 48,00   IN		

**853751-4**  
38,50 x 8,00 x 112,40 x 45°

**863734-4**  
33,00 x 8,00 x 111,85 x 45°

**483706-1**



83,000 mm

88

DHX (XUD9TF/L) ,

<b>853709-4</b> 38,50 x 8,00 x 112,40 x 45°	<b>883707-4</b> 14,06 x 8,00 x 52,20   IN   EX	<b>K-8</b>	<b>511104-1</b>
<b>853733-4</b> 38,50 x 8,00 x 112,40 x 45°	<b>883711-4</b> 14,06 x 8,00 x 48,00   IN		<b>513701-1</b>
<b>853751-4</b> 38,50 x 8,00 x 112,40 x 45°			
<b>863734-4</b> 33,00 x 8,00 x 111,85 x 45°			

83,000 mm

89

DJY ,

<b>853733-4</b> 38,50 x 8,00 x 112,40 x 45°	<b>883707-4</b> 14,06 x 8,00 x 52,20   IN   EX	<b>K-8</b>	<b>511104-1</b>
	<b>883711-4</b> 14,06 x 8,00 x 48,00   IN		<b>513701-1</b>
<b>863734-4</b> 33,00 x 8,00 x 111,85 x 45°			

83,000 mm

90

DJY (XUD9) ,

		<b>903715-1</b>	<b>511104-1</b>
			<b>513701-1</b>
<b>863734-4</b> 33,00 x 8,00 x 111,85 x 45°			

83,000 mm

91

LFW (XU7JP) ,

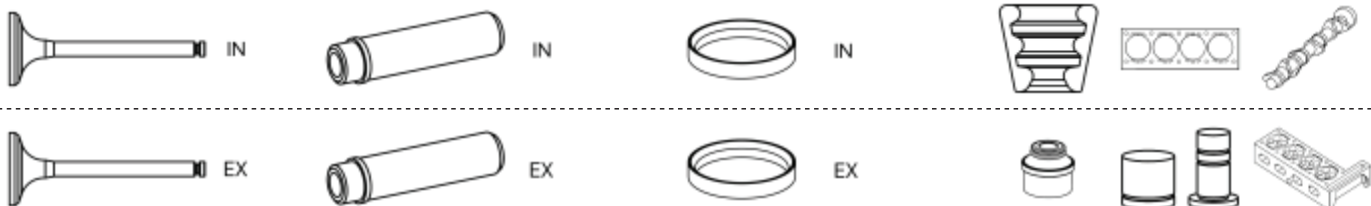
		<b>K-8</b>	
--	--	------------	--

84,000 mm

92

131 B1.000 , 132 D.000 , 149 A2.000 , 149 A4.000 , 159 A4.000 ,

<b>880222-4</b> 12,06 x 8,00 x 36,50   IN   EX			
<b>882046-4</b> 14,06 x 8,00 x 42,00   IN   EX			
<b>882047-4</b> 14,07 x 8,00 x 46,00   IN   EX			



## 84,000 mm

93

131 B2.000 , 132 C2.000 , 154 C4.046 , 834 B.000 , 834 B.048 , 834 B.146 ,

**882046-4**

14,06 x 8,00 x 42,00 | IN | EX

**862013-4**

36,00 x 8,00 x 105,90 x 45°

## 84,000 mm

94

131 C2.000 , 131 C3.000 , 132 AZ2.000 , 132 B.000 , 132 B1.000 , 132 C.000 , 159 A4.046 , 835 C2.000 , 835 C4.000 , 836 A5.000 , 836 A6.000 ,

**882046-4**

14,06 x 8,00 x 42,00 | IN | EX

## 84,000 mm

95

131 C4.000 ,

**852012-4**

41,90 x 8,00 x 160,30 x 45°

**880222-4**

12,06 x 8,00 x 36,50 | IN | EX

**882047-4**

14,07 x 8,00 x 46,00 | IN | EX

**912801-8**

Ø 8,00

## 84,000 mm

96

132 D1.000 , 138 AR1.000 , 138 AR2.000 , 159 A6.046 ,

**880222-4**

12,06 x 8,00 x 36,50 | IN | EX

**882046-4**

14,06 x 8,00 x 42,00 | IN | EX

**882047-4**

14,07 x 8,00 x 46,00 | IN | EX

**862013-4**

36,00 x 8,00 x 105,90 x 45°

## 84,000 mm

97

132 B2.000 , 132 DB.2A.O , 138 AR.000 ,

**880222-4**

12,06 x 8,00 x 36,50 | IN | EX

**882047-4**

14,07 x 8,00 x 46,00 | IN | EX

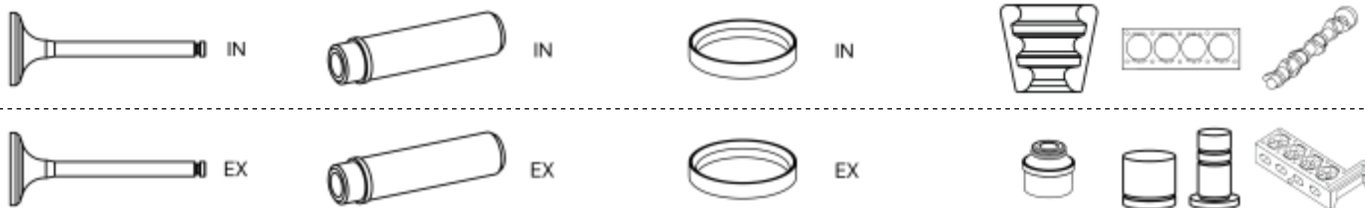
## 84,000 mm

98

149 E1.011 , 154 C3.000 , 154 C5.000 , 159 B2.011 , 159 C1.011 ,

**912801-8**

Ø 8,00



84,000 mm

99

154 A1.000 ,

- 880222-4**  
12,06 x 8,00 x 36,50 | IN | EX
- 882046-4**  
14,06 x 8,00 x 42,00 | IN | EX
- 882047-4**  
14,07 x 8,00 x 46,00 | IN | EX

**862013-4**  
36,00 x 8,00 x 105,90 x 45°

**912801-8**  
Ø 8,00

84,000 mm

100

154 A2.000 , 154 C3.046 , 834 C.146 ,

**882046-4**  
14,06 x 8,00 x 42,00 | IN | EX

**862013-4**  
36,00 x 8,00 x 105,90 x 45°

**912801-8**  
Ø 8,00

84,000 mm

101

154 E1.000 , 160 A5.000 ,

**882042-4**  
14,04 x 7,00 x 51,30 | IN | EX

**R-7**

**862091-4**  
28,50 x 7,00 x 125,70 x 45°

**915001-8**  
Ø 7,00

84,000 mm

102

159 B7.011 , 160 A8.046 , 836 A3.011 ,

**915001-8**  
Ø 7,00

84,000 mm

103

175 A1.000 ,

**852090-4**      **882042-4**  
34,50 x 7,00 x 127,80 x 45°      14,04 x 7,00 x 51,30 | IN | EX

**R-7**

**915001-8**  
Ø 7,00

84,000 mm

104

836 A3.000 ,

**852090-4**      **882042-4**  
34,50 x 7,00 x 127,80 x 45°      14,04 x 7,00 x 51,30 | IN | EX

**R-7**

**862091-4**  
28,50 x 7,00 x 125,70 x 45°

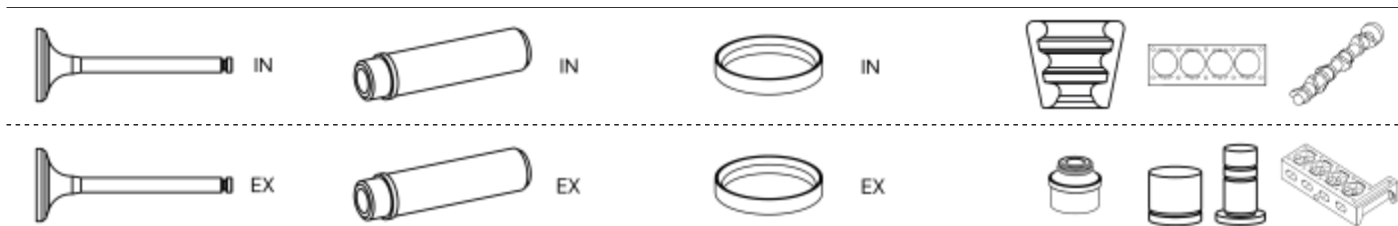
**915001-8**  
Ø 7,00

84,000 mm

105

XM7T ,

**K-8**



<b>85,000 mm</b>		<b>106</b>
------------------	--	------------

4HT (DW12BTED4) ,

<b>883704-4</b>		<b>M-6</b>	
10,52 x 6,00 x 41,50   IN   EX			

<b>85,000 mm</b>		<b>107</b>
------------------	--	------------

RHM (DW10ATED4) , RHW (DW10ATED4) ,

<b>853770-4</b>	<b>883704-4</b>		<b>M-6</b>
29,90 x 6,00 x 106,00 x 45°	10,52 x 6,00 x 41,50   IN   EX		
<b>853772-4</b>			
30,00 x 6,00 x 105,00 x 45°			
<b>863771-4</b>			<b>973801-8</b>
25,00 x 6,00 x 106,25 x 45°			Hydro
<b>863773-4</b>			
25,10 x 6,00 x 105,10 x 45°			

<b>85,000 mm</b>		<b>108</b>
------------------	--	------------

4HP , 4HR ,

		<b>M-6</b>	
--	--	------------	--

<b>85,000 mm</b>		<b>109</b>
------------------	--	------------

4HW (DW12ATED4) ,

<b>853772-4</b>	<b>883704-4</b>	<b>M-6</b>	<b>513702-1</b>
30,00 x 6,00 x 105,00 x 45°	10,52 x 6,00 x 41,50   IN   EX		
			<b>513703-1</b>
<b>863773-4</b>			
25,10 x 6,00 x 105,10 x 45°			

<b>85,000 mm</b>		<b>110</b>
------------------	--	------------

P8C ,

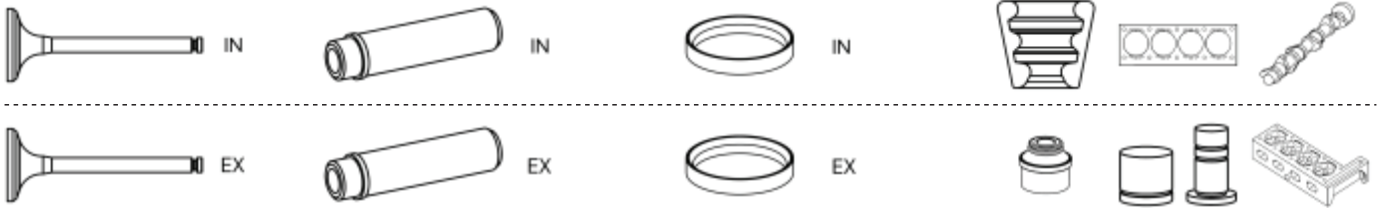
<b>863754-4</b>			<b>973715-8</b>
33,90 x 8,00 x 121,90 x 45°			Hydro

<b>85,000 mm</b>		<b>111</b>
------------------	--	------------

RFN (EW10J4) ,

<b>853715-4</b>			
33,20 x 6,00 x 106,00 x 45°			
<b>863716-4</b>			
29,00 x 6,00 x 103,70 x 45°			





85,000 mm

112

4HX (DW12TED4), DW10BTED4, RHH, RHK (DW10UTED4), RHK, RHR,

853772-4

883704-4

M-6

30,00 x 6,00 x 105,00 x 45°

10,52 x 6,00 x 41,50 | IN | EX

863773-4

25,10 x 6,00 x 105,10 x 45°

85,000 mm

113

RHV,

973801-8

Hydro

85,000 mm

114

RHX, RHZ,

853768-4

883704-4

511105-1

35,60 x 6,00 x 107,10 x 45°

10,52 x 6,00 x 41,50 | IN | EX

863769-4

33,90 x 6,00 x 107,00 x 45°

973506-8

483713-1

Hydro

973801-8

Hydro

86,000 mm

115

4HU (P22DTE), 4HV (P22DTE),

M-7

86,000 mm

116

128 A1.000, 128 AC.000, 128 AR.000,

912801-8

Ø 8,00

86,000 mm

117

128 AS.000,

880222-4

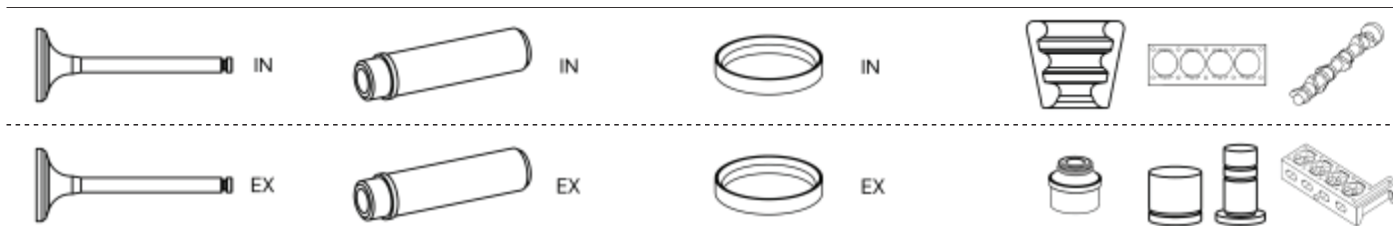
12,06 x 8,00 x 36,50 | IN | EX

882047-4

14,07 x 8,00 x 46,00 | IN | EX

912801-8

Ø 8,00



<b>86,000 mm</b>	<b>118</b>
------------------	------------

194 A1.000 ,	
<b>853583-4</b>	<b>M-6</b>
35,25 x 6,00 x 102,20 x 45°	
<b>853585-4</b>	
35,10 x 6,00 x 102,30 x 45°	
<b>863584-4</b>	
30,10 x 6,00 x 101,00 x 45°	

<b>86,000 mm</b>	<b>119</b>
------------------	------------

RFL ,	
<b>862160-4</b>	
32,10 x 8,00 x 109,20 x 45°	
<b>862182-4</b>	
32,10 x 8,00 x 109,00 x 45°	

<b>86,000 mm</b>	<b>120</b>
------------------	------------

RFU (XU10J2C) ,	
<b>853747-4</b>	
42,60 x 8,00 x 108,80 x 45°	

<b>86,000 mm</b>	<b>121</b>
------------------	------------

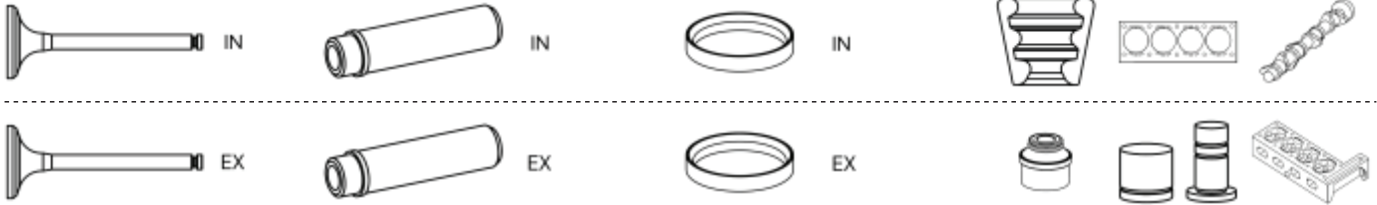
RFV ,	
<b>853745-4</b>	<b>883729-4</b>
34,60 x 7,00 x 106,40 x 45°	12,07 x 7,00 x 40,00   IN   EX
<b>853763-4</b>	<b>M-7</b>
34,60 x 6,00 x 106,40 x 45°	<b>L-6</b>
<b>863764-4</b>	
29,70 x 6,00 x 105,71 x 45°	

<b>86,000 mm</b>	<b>122</b>
------------------	------------

RGX (XU10J2CTE) ,	
	<b>M-8</b>

<b>86,400 mm</b>	<b>123</b>
------------------	------------

128 A3.000 , 138 A2.000 , 138 A4.000 , 138 B2.000 , 138 B3.000 , 138 B3.048 , 138 C2.048 , 149 A5.000 , 149 A7.000 , 149 A7.003 , 159 A3.000 , 160 A2.000 , 176 A9.000 ,	
<b>880222-4</b>	
12,06 x 8,00 x 36,50   IN   EX	
<b>882047-4</b>	
14,07 x 8,00 x 46,00   IN   EX	



86,400 mm

124

138 A1.000 , 138 A3.000 ,

880222-4

12,06 x 8,00 x 36,50 | IN | EX

882047-4

14,07 x 8,00 x 46,00 | IN | EX

912801-8

Ø 8,00

86,400 mm

125

138 B3.011 , 146 A5.000 , 149 C1.000 ,

912801-8

Ø 8,00

86,400 mm

126

178 A8.011 ,

915001-8

Ø 7,00

86,400 mm

127

178 B3.000 , 182 A6.000 , 185 A3.000 , 186 A3.000 , 186 A4.000 ,

852074-4

30,40 x 7,00 x 102,50 x 45°

882040-4

13,00 x 7,00 x 42,20 | IN | EX

862075-4

30,10 x 7,00 x 102,50 x 45°

915001-8

Ø 7,00

974001-8

Hydro

86,400 mm

128

178 C7.098 , 178 D2.011 , 182 B5.098 ,

915001-8

Ø 7,00

974001-8

Hydro

86,400 mm

129

182 A4.000 ,

852005-4

31,50 x 7,00 x 97,00 x 45°

882040-4

13,00 x 7,00 x 42,20 | IN | EX

852074-4

30,40 x 7,00 x 102,50 x 45°

862075-4

30,10 x 7,00 x 102,50 x 45°

915001-8

Ø 7,00

974001-8

Hydro

87,000 mm

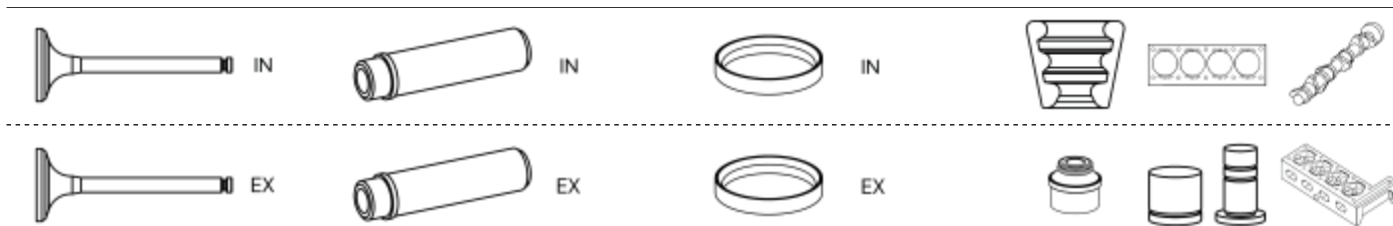
130

XFW ,

L-6

915097-8

Ø 6,00



<b>88,000 mm</b>	<b>131</b>
------------------	------------

8144.65 ,	
<b>852052-4</b>	<b>882059-4</b>
41,00 x 8,00 x 120,80 x 30°	13,07 x 8,00 x 60,00   IN   EX
-----	
<b>862092-4</b>	
36,00 x 8,00 x 122,00 x 45°	

<b>88,000 mm</b>	<b>132</b>
------------------	------------

F1AE0481C , F1AE0481D , F1AE0481N , F1AE0481T , F1AE3481D , F1AGL411A , F1AGL411B , F1AGL411C , F1AGL411D ,	
<b>852029-4</b>	
30,10 x 6,00 x 120,40 x 45°	
-----	
<b>862030-4</b>	
30,00 x 6,00 x 120,40 x 45°	

<b>90,000 mm</b>	<b>133</b>
------------------	------------

B22615 ,	
<b>851111-4</b>	<b>M-8</b>
42,20 x 8,00 x 121,40 x 45°	

<b>92,000 mm</b>	<b>134</b>
------------------	------------

THY (DK5ATE) ,	
	<b>M-7</b>
-----	
<b>863756-4</b>	<b>915001-8</b>
36,90 x 7,00 x 127,50 x 45°	Ø 7,00

<b>93,000 mm</b>	<b>135</b>
------------------	------------

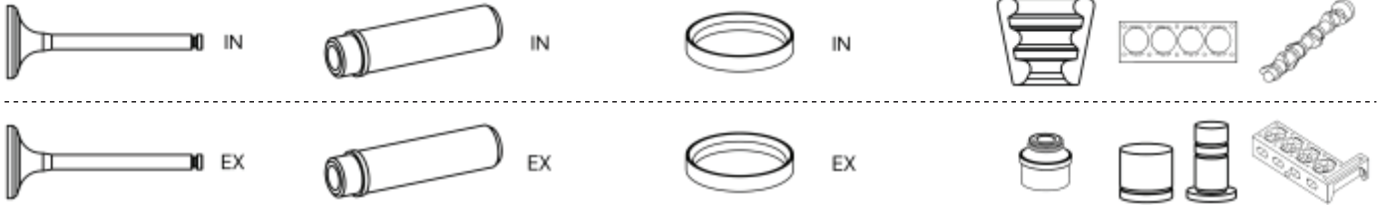
8140.27 , 8144.67 ,	
<b>852052-4</b>	<b>882059-4</b>
41,00 x 8,00 x 120,80 x 30°	13,07 x 8,00 x 60,00   IN   EX

<b>93,000 mm</b>	<b>136</b>
------------------	------------

8140.27.2100 , 8140.47.3700 , 8140.47R , 8140.47 , 8144.21.220 , 8144.21 , 8144.67.220 , 8144.97 Y , 8144.97 ,	
<b>852052-4</b>	<b>882059-4</b>
41,00 x 8,00 x 120,80 x 30°	13,07 x 8,00 x 60,00   IN   EX
-----	
<b>862053-4</b>	
34,50 x 8,00 x 122,00 x 45°	
<b>862092-4</b>	
36,00 x 8,00 x 122,00 x 45°	

<b>93,000 mm</b>	<b>137</b>
------------------	------------

8140.27S.3700 ,	
<b>852052-4</b>	<b>R-8</b>
41,00 x 8,00 x 120,80 x 30°	
-----	
<b>862053-4</b>	
34,50 x 8,00 x 122,00 x 45°	
<b>862092-4</b>	
36,00 x 8,00 x 122,00 x 45°	



**93,000 mm**

**138**

8140.47R.2210 , 8142.61 ,

**882059-4**

13,07 x 8,00 x 60,00 | IN | EX

**93,000 mm**

**139**

8140.61.204 , 8140.61 , 8140.67 , 8144.61.200 , 8144.61 ,

**852052-4**

**882059-4**

**R-8**

41,00 x 8,00 x 120,80 x 30° 13,07 x 8,00 x 60,00 | IN | EX

**862053-4**

34,50 x 8,00 x 122,00 x 45°

**93,000 mm**

**140**

8140.67.2700 ,

**R-8**

**93,000 mm**

**141**

8144.61.500.81 ,

**852052-4**

**882059-4**

**R-8**

41,00 x 8,00 x 120,80 x 30° 13,07 x 8,00 x 60,00 | IN | EX

**93,000 mm**

**142**

8144.81.2000 , 8144.91.2000 , 8144.97 S ,

**852052-4**

**882059-4**

**R-8**

41,00 x 8,00 x 120,80 x 30° 13,07 x 8,00 x 60,00 | IN | EX

**862092-4**

36,00 x 8,00 x 122,00 x 45°

**93,000 mm**

**143**

8144.97.2200 ,

**852052-4**

**R-8**

41,00 x 8,00 x 120,80 x 30°

**93,000 mm**

**144**

8144.97.2400 ,

**852052-4**

41,00 x 8,00 x 120,80 x 30°

**93,000 mm**

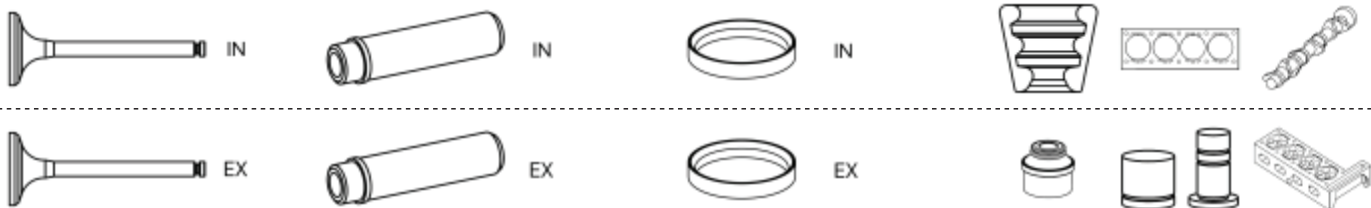
**145**

B 25.637 ,

**851111-4**

**M-8**

42,20 x 8,00 x 121,40 x 45°



## 94,400 mm

146

8140.43N , 8140.43S , 8140.43 , 8140.63 ,

**852052-4**

41,00 x 8,00 x 120,80 x 30°

**882059-4**

13,07 x 8,00 x 60,00 | IN | EX

R-8

**862092-4**

36,00 x 8,00 x 122,00 x 45°

## 95,000 mm

147

8030.00 , 8040.00 ,

**882062-6**

14,02 x 8,00 x 56,00 | IN | EX

R-8

**862055-6**

36,90 x 8,00 x 125,90 x 45°

## 95,000 mm

148

8035.01 ,

**882062-6**

14,02 x 8,00 x 56,00 | IN | EX

## 95,800 mm

149

F1CE0441A ,

**870020-6**

55,11 x 45,50 x 8,80 x 20° | IN | EX

M-6

## 95,800 mm

150

F1CE0481D ,

M-6

## 95,800 mm

151

F1CFA401A ,

**870020-6**

55,11 x 45,50 x 8,80 x 20° | IN | EX

## 96,000 mm

152

ERB ,

**915097-8**

Ø 6,00

## 100,000 mm

153

8030.02 , 8035.06.223 , 8035.06.306 , 8035.06.309 , 8035.06.320 , 8035.06.322 , 8040.02.041 , 8040.02.267 , 8040.02.300 , 8040.02.360 , 8040.02.367 , 8040.02 , 8060.02.000 , 8060.02.001 , 8060.02.003 , 8060.02.070 , 8065.02.217 , 8065.06.200 , 8065.06.300 ,

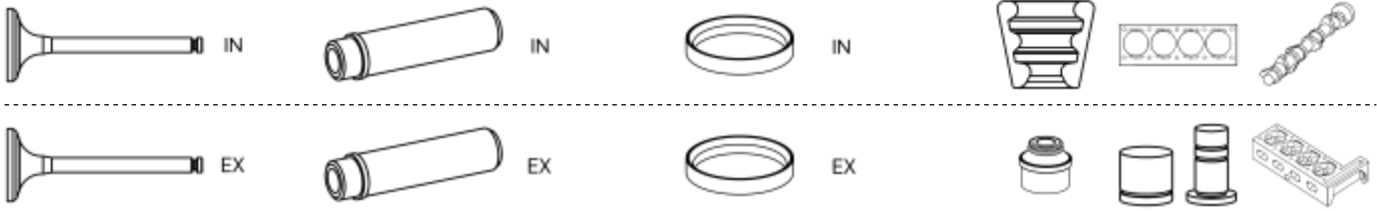
**882062-6**

14,02 x 8,00 x 56,00 | IN | EX

R-8

**862055-6**

36,90 x 8,00 x 125,90 x 45°



100,000 mm

154

8035.02, 8065.06.230,

882062-6

14,02 x 8,00 x 56,00 | IN | EX

100,000 mm

155

8035.06.200, 8035.06.206, 8035.06.208, 8035.06.216, 8035.06.220, 8035.06.222, 8035.06.307, 8035.06.308, 8035.06.317, 8035.06.321, 8035.06.323, 8045.06.200, 8045.06.208, 8045.06.213, 8045.06.225, 8045.06.319, 8045.06.326, 8065.02.200,

R-8

862055-6

36,90 x 8,00 x 125,90 x 45°

103,000 mm

156

8035.04.265, 8065.24.300,

R-8

862055-6

36,90 x 8,00 x 125,90 x 45°

103,000 mm

157

8035.04.270, 8035.04.272, 8035.04.300, 8035.04.359, 8035.04.376, 8035.04.378, 8055.04.200, 8055.04.205, 8055.04.250, 8065.04.089, 8065.04.095, 8065.04.097, 8065.04.200, 8065.04.270, 8065.24.000, 8065.24.091, 8065.24.092, 8065.24.098,

882062-6

R-8

14,02 x 8,00 x 56,00 | IN | EX

862055-6

36,90 x 8,00 x 125,90 x 45°

103,000 mm

158

8040.04.200, 8040.04.280, 8045.04.189, 8045.04.270, 8045.04.275, 8045.04.276, 8045.04.293, 8045.04.300, 8045.04.359, 8045.04.370, 8045.04.376,

882062-6

R-8

902005-1

14,02 x 8,00 x 56,00 | IN | EX

862055-6

36,90 x 8,00 x 125,90 x 45°

103,000 mm

159

8045.04.277, 8045.04.377,

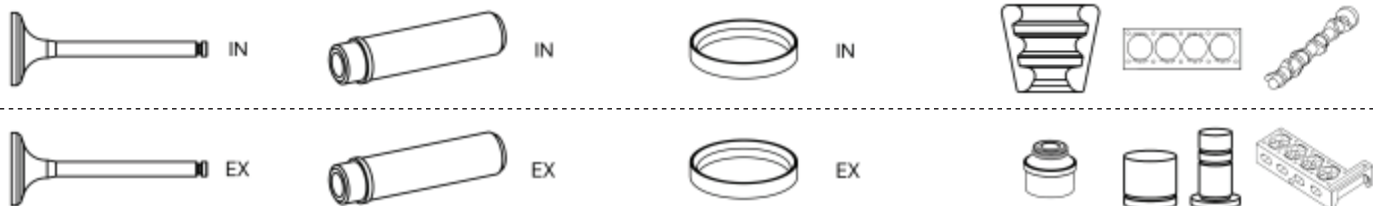
902005-1

103,000 mm

160

8060.04.000, 8060.04.052, 8060.04.070, 8060.04.620, 8060.04.621, 8060.04.630, 8060.04.639, 8060.04.658, 8060.04.661, 8060.04.662, 8060.04.669, 8060.04.670, 8060.04.672, 8060.04.675, 8060.04.689, 8060.24.643, 8060.24.652, 8060.24.661, 8060.24.662, 8060.24.664, 8060.24.670, 8060.24.671, 8060.24.673, 8060.24.678,

902006-1



## 103,000 mm

161

8060.04.051 , 8060.04.055 , 8060.04.060 , 8060.04.660 , 8060.24.601 ,

882062-6

R-8

902006-1

14,02 x 8,00 x 56,00 | IN | EX

862055-6

36,90 x 8,00 x 125,90 x 45°

## 103,000 mm

162

8060.25.4600 ,

852056-6

K-8

902006-1

45,50 x 8,00 x 125,75 x 30°

862057-6

37,75 x 8,00 x 125,75 x 45°

## 104,000 mm

163

8040.05.200 , 8040.05.230 , 8040.25.200 , 8040.25.220 , 8040.25B.4200 (LTC) , 8040.25X.4000 , 8040.45.4000 (TCA) , 8040.45.4180 (TCA) , 8040.45.5200 , 8040.45.5281 , 8040.45D.5100 , 8040.45D.5103 , 8045.05.200 , 8045.05.204 , 8045.05.216 , 8045.05.217 , 8045.05.300 , 8045.05.304 , 8045.05.308 , 8045.05.317 , 8045.05.359 , 8045.05.389 , 8045.05.393 , 8045.05.395 ,

852056-6

882062-6

K-8

902005-1

45,50 x 8,00 x 125,75 x 30°

14,02 x 8,00 x 56,00 | IN | EX

862057-6

37,75 x 8,00 x 125,75 x 45°

## 104,000 mm

164

8040.05.4990 , 8040.25.000 , 8040.25.230 , 8040.45.261 , 8040.45.271 , 8045.05.213 , 8045.05.215 , 8045.05.370 , 8045.05.376 , 8045.25.210 , 8045.25.310 , 8045.25.370 , 8045.25.375 , 8045.25.376 , 8045.25.380 , 8045.25.381 , 8045.25.382 , 8045.25.385 , 8045.25.395 ,

902005-1

## 104,000 mm

165

8045.05.000 ,

882062-6

902005-1

14,02 x 8,00 x 56,00 | IN | EX

## 104,000 mm

166

8055.05.000 ,

852056-6

K-8

45,50 x 8,00 x 125,75 x 30°

862057-6

37,75 x 8,00 x 125,75 x 45°

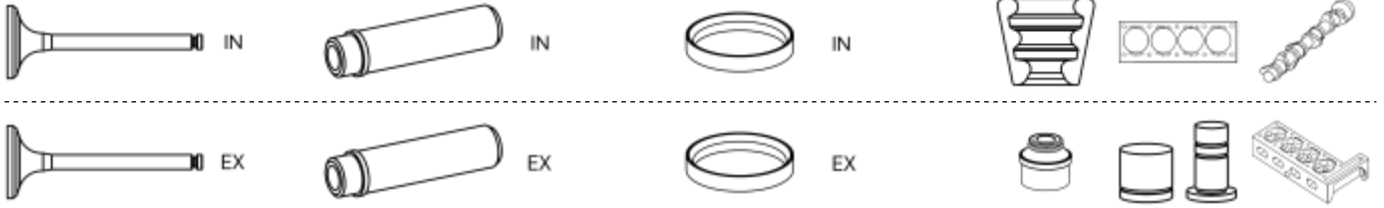
## 104,000 mm

167

8060.05.000 , 8060.05.661 , 8060.05.662 , 8060.05.663 , 8060.05.673 , 8060.25.221 , 8060.25.241 , 8060.25.243 , 8060.25.246 , 8060.25.621 , 8060.25.631 , 8060.25.641 , 8060.25.661 , 8060.25.662 , 8060.25.663 , 8060.25.669 , 8060.25.670 , 8060.25.673 , 8060.25.678 , 8060.25.679 , 8060.45S.6000 , 8060.45S.6700 , 8060.45S.6800 , 8065.05.210 , 8065.05.290 , 8065.05.295 , 8065.05.297 , 8065.05.300 , 8065.05.330 , 8065.25.000 , 8065.25.080 , 8065.25.320 ,

902006-1





**104,000 mm** **168**

8060.05.200 , 8060.05.246 , 8060.05.270 , 8060.05.280 , 8060.05.285 , 8060.05.289 , 8060.25.600 , 8060.25R.4200 , 8060.25R.4280 , 8060.25V.4000 , 8060.25V.4080 , 8060.45.4100 , 8060.45.4180 , 8060.45.600 , 8060.45.6090 , 8065.25.010 ,

**852056-6** **882062-6** **K-8** **902006-1**

45,50 x 8,00 x 125,75 x 30° 14,02 x 8,00 x 56,00 | IN | EX

**862057-6**

37,75 x 8,00 x 125,75 x 45°

**104,000 mm** **169**

8060.25.630 ,

**902006-1**

**975012-8**

Hydro

**104,000 mm** **170**

8065.05.000 , 8065.05.220 ,

**852056-6** **K-8** **902006-1**

45,50 x 8,00 x 125,75 x 30°

**862057-6**

37,75 x 8,00 x 125,75 x 45°

**115,000 mm** **171**

8365.05.500 , 8365.05.520 , 8365.05.530 , 8365.05.531 , 8365.05.555 , 8365.05.560 , 8365.05.570 , 8365.05.580 , 8365.05.590 , 8365.25.500 ,

**882062-6** **K-8**

14,02 x 8,00 x 56,00 | IN | EX

**115,000 mm** **172**

8365.25.501 , 8365.25.502 , 8365.25.503 ,

**882062-6**

14,02 x 8,00 x 56,00 | IN | EX

**120,000 mm** **173**

8460.21.002 ,

**852066-6** **882055-6**

49,50 x 9,00 x 147,00 x 30° 16,10 x 9,00 x 67,00 | IN | EX

**862067-6**

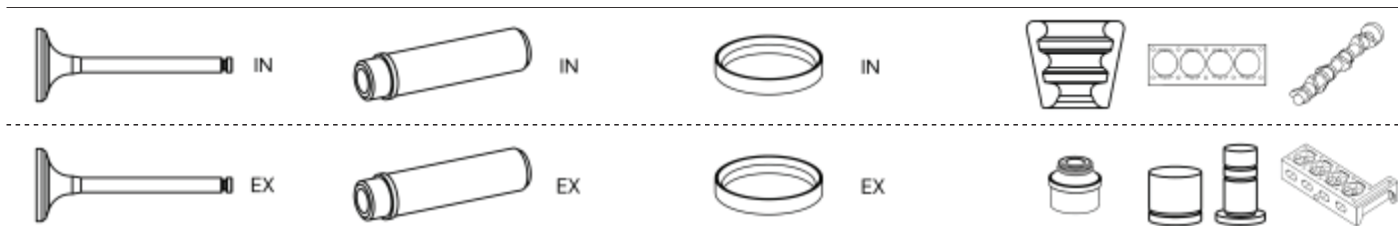
43,00 x 9,00 x 146,00 x 45°

**120,000 mm** **174**

8460.41S.733 ,

**852066-6**

49,50 x 9,00 x 147,00 x 30°



<b>125,000 mm</b>	<b>175</b>
-------------------	------------

8220.02.870 , 8220.12.001 ,

**882055-6**

16,10 x 9,00 x 67,00 | IN | EX

<b>130,000 mm</b>	<b>176</b>
-------------------	------------

203 H/61 ,

**852070-6**

55,93 x 11,00 x 166,88 x 45°

**862071-6**

49,10 x 11,00 x 166,70 x 45°

<b>137,000 mm</b>	<b>177</b>
-------------------	------------

8210.02.000 , 8210.02.020 , 8210.02.022 , 8210.02.033 , 8210.02.053 , 8210.02.067 , 8210.02.069 , 8210.02.081 , 8210.02.266 , 8210.02.267 , 8210.02.371 , 8210.02.373 , 8210.02.377 , 8210.02.385 , 8210.02.393 , 8210.02.405 , 8210.02.426 , 8210.02.440 , 8210.02.441 , 8210.02.731 , 8211.02.032 ,

**852028-6**

59,00 x 11,00 x 169,90 x 45°

**862029-6**

49,00 x 11,00 x 169,90 x 45°

<b>137,000 mm</b>	<b>178</b>
-------------------	------------

8210.02.032 ,

**852028-6**

59,00 x 11,00 x 169,90 x 45°

**855125-40-6**

54,00 x 11,00 x 167,20 x 30°

**855125-6**

54,00 x 11,00 x 167,20 x 30°

**862029-6**

49,00 x 11,00 x 169,90 x 45°

<b>137,000 mm</b>	<b>179</b>
-------------------	------------

8210.42 K ,

**852082-6**

59,00 x 11,00 x 170,00 x 45°

<b>137,000 mm</b>	<b>180</b>
-------------------	------------

8210.42(TCA) , 8210.42.115 , 8210.42L.400 ,

**862083-6**

49,00 x 11,00 x 170,00 x 45°

<b>137,000 mm</b>	<b>181</b>
-------------------	------------

8210.42.101 , 8210.42L.(TCA) , 8210.42L.TCA ,

**852082-6**

59,00 x 11,00 x 170,00 x 45°

**862083-6**

49,00 x 11,00 x 170,00 x 45°



**145,000 mm**

**182**

8260.02.405 , 8280.22.007 , 8280.22.009 , 8280.22.033 , 8280.22.054 , 8280.22.201 , 8280.22.205 ,

**852084-4**

51,50 x 10,00 x 157,00 x 30°

**145,000 mm**

**183**

8280.42.001 ,

**852084-4**

51,50 x 10,00 x 157,00 x 30°

**852086-4**

51,50 x 10,00 x 157,35 x 30°

**862085-4**

45,00 x 10,00 x 156,50 x 45°

**145,000 mm**

**184**

8280.42.010 , 8280.42.042 , 8280.42.350 , 8280.42S.370 ,

**852086-4**

51,50 x 10,00 x 157,35 x 30°

**862085-4**

45,00 x 10,00 x 156,50 x 45°

**145,000 mm**

**185**

8280.42.050 , 8280.42S.350 ,

**852084-4**

51,50 x 10,00 x 157,00 x 30°

**852086-4**

51,50 x 10,00 x 157,35 x 30°

**862085-4**

45,00 x 10,00 x 156,50 x 45°


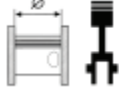




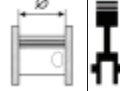



**862087-4**

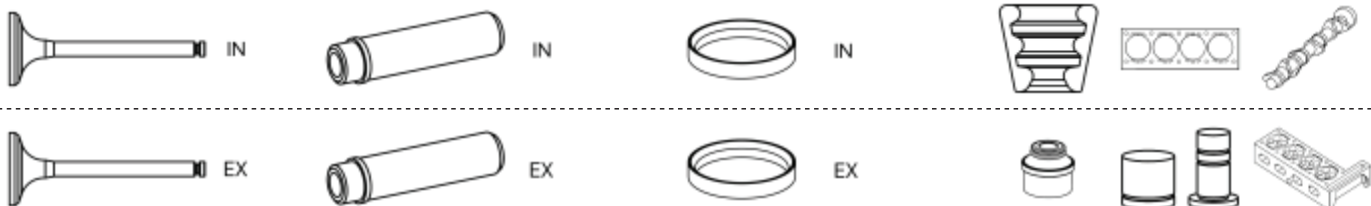
45,10 x 10,00 x 155,77 x 45°



**siehe Motorenliste**  
**see engline list**  
**voir la liste des moteurs**  
**ver lista de motores**  
**см. список двигателей**  
**تالكر حطلا قمىق رظنا**



			ccm	kW			1 POS				ccm	kW			1 POS
8035.04.265	103,000	3	2749	35 - 37 kW	D	454	2	8045.06.326	100,000	4	3613	48 kW	D	454	1
8035.04.270	103,000	3	2749	43 kW	D	454	2	8045.25.210	104,000	4	3908	63 kW	D	454	4
8035.06.200	100,000	3	2708	33 - 41 kW	D	454	1	8045.25.310	104,000	4	3908	63 kW	D	454	4
8035.06.206	100,000	3	2708	38 - 40 kW	D	454	1	8045.25.375	104,000	4	3908	63 - 103 kW	D	454	4
8035.06.208	100,000	3	2708	38 - 40 kW	D	454	1	8045.25.380	104,000	4	3908	70 kW	D	454	4
8035.06.216	100,000	3	2708	38 - 40 kW	D	454	1	8045.25.382	104,000	4	3908	70 kW	D	454	4
8035.06.220	100,000	3	2708	33 kW	D	454	1	8055.04.200	103,000	5	4583	63 - 66 kW	D	454	2
8035.06.222	100,000	3	2708	33 - 40 kW	D	454	1	8055.05.000	104,000	5	4885	66 kW	D	454	5
8035.06.307	100,000	3	2708	38 - 40 kW	D	454	1	8065.02.200	100,000	6	5184	70 - 74 kW	D	454	1
8035.06.308	100,000	3	2708	38 - 40 kW	D	454	1	8065.04.200	103,000	6	5499	81 - 85 kW	D	454	2
8035.06.317	100,000	3	2708	38 - 40 kW	D	454	1	8065.05.000	104,000	6	5863	85 kW	D	454	6
8035.06.321	100,000	3	2708	33 - 34 kW	D	454	1	8065.05.210	104,000	6	5863	73 kW	D	454	7
8035.06.323	100,000	3	2708	33 - 40 kW	D	454	1	8065.05.220	104,000	6	5863	81 kW	D	454	6
8045.04.270	103,000	4	3666	57 kW	D	454	3	8065.05.300	104,000	6	5863	81 kW	D	454	7
8045.05.000	104,000	4	3908	59 kW	D	454	4	8065.06.300	100,000	6	5418	72 kW	D	454	1
8045.05.213	104,000	4	3908	55 kW	D	454	4	8065.24.000	103,000	6	5499	99 kW	D	454	2
8045.05.215	104,000	4	3908	55 kW	D	454	4	8065.24.300	103,000	6	5499	90 - 91 kW	D	454	2
8045.06.200	100,000	4	3613	51 kW	D	454	1	8065.25.010	104,000	6	5863	94 - 96 kW	D	454	6
8045.06.208	100,000	4	3613	51 kW	D	454	1	8065.25.080	104,000	6	5863	103 - 105 kW	D	454	7
8045.06.213	100,000	4	3613	48 - 51 kW	D	454	1	8365.05.500	115,000	6	8101	114 kW	D	455	8
8045.06.225	100,000	4	3613	48 kW	D	454	1	8365.25.500	115,000	6	8102	132 kW	D	455	8
8045.06.319	100,000	4	3613	48 kW	D	454	1								



## 100,000 mm

1

8035.06.200 , 8035.06.206 , 8035.06.208 , 8035.06.216 , 8035.06.220 , 8035.06.222 , 8035.06.307 , 8035.06.308 , 8035.06.317 , 8035.06.321 , 8035.06.323 , 8045.06.200 , 8045.06.208 , 8045.06.213 , 8045.06.225 , 8045.06.319 , 8045.06.326 , 8065.02.200 , 8065.06.300 ,

882062-6

R-8

14,02 x 8,00 x 56,00 | IN | EX

862055-6

36,90 x 8,00 x 125,90 x 45°

## 103,000 mm

2

8035.04.265 , 8035.04.270 , 8055.04.200 , 8065.04.200 , 8065.24.000 , 8065.24.300 ,

882062-6

R-8

14,02 x 8,00 x 56,00 | IN | EX

862055-6

36,90 x 8,00 x 125,90 x 45°

## 103,000 mm

3

8045.04.270 ,

882062-6

R-8

902005-1

14,02 x 8,00 x 56,00 | IN | EX

862055-6

36,90 x 8,00 x 125,90 x 45°

## 104,000 mm

4

8045.05.000 , 8045.05.213 , 8045.05.215 , 8045.25.210 , 8045.25.310 , 8045.25.375 , 8045.25.380 , 8045.25.382 ,

902005-1

## 104,000 mm

5

8055.05.000 ,

852056-6

882062-6

K-8

45,50 x 8,00 x 125,75 x 30°

14,02 x 8,00 x 56,00 | IN | EX

862057-6

37,75 x 8,00 x 125,75 x 45°

## 104,000 mm

6

8065.05.000 , 8065.05.220 , 8065.25.010 ,

852056-6

882062-6

K-8

902006-1

45,50 x 8,00 x 125,75 x 30°

14,02 x 8,00 x 56,00 | IN | EX

862057-6

37,75 x 8,00 x 125,75 x 45°

## 104,000 mm

7

8065.05.210 , 8065.05.300 , 8065.25.080 ,

902006-1



IN



IN



IN



EX



EX



EX



**115,000 mm**






**8**

8365.05.500 , 8365.25.500 ,

**882062-6**

**K-8**







14,02 x 8,00 x 56,00 | IN | EX

			<b>ccm</b>		<b>kW</b>		<b>1 POS</b>
B-MAX (JK) 1.0 EcoBoost	M1JA	10.12	998	B	88 kW	506	9
B-MAX (JK) 1.0 EcoBoost	M1JE	10.12	998	B	92 kW	506	9
B-MAX (JK) 1.0 EcoBoost	M1JH	10.12	998	B	92 kW	506	9
B-MAX (JK) 1.0 EcoBoost	SFJA	10.12	998	B	74 kW	506	9
B-MAX (JK) 1.0 EcoBoost	SFJB	10.12	998	B	74 kW	506	9
B-MAX (JK) 1.0 EcoBoost	SFJC	10.12	998	B	74 kW	506	9
B-MAX (JK) 1.0 EcoBoost	SFJD	10.12	998	B	74 kW	506	9
B-MAX (JK) 1.0 EcoBoost	YYJC	02.16	998	B	103 kW	506	9
B-MAX (JK) 1.5 TDCi	UGJC	10.12	1499	D	55 kW	506	12
B-MAX (JK) 1.5 TDCi	UGJG	10.12	1499	D	55 kW	506	13
B-MAX (JK) 1.5 TDCi	XUJA	10.12	1499	D	55 kW	506	13
B-MAX (JK) 1.5 TDCi	XUJB	10.12	1499	D	55 kW	506	13
B-MAX (JK) 1.5 TDCi	XVJA	04.15	1499	D	70 kW	506	12
B-MAX (JK) 1.5 TDCi	XVJC	04.15	1499	D	70 kW	506	12
B-MAX (JK) 1.6 TDCi	T3JB	10.12	1560	D	70 kW	510	33
B-MAX (JK) 1.6 Ti	IQJA	10.12	1596	B	77 kW	514	57
B-MAX Van (JK) 1.0 EcoBoost	M1JA	08.12	998	B	88 kW	506	9
B-MAX Van (JK) 1.0 EcoBoost	M1JE	10.12	998	B	92 kW	506	9
B-MAX Van (JK) 1.0 EcoBoost	M1JH	10.12	998	B	92 kW	506	9
B-MAX Van (JK) 1.0 EcoBoost	SFJA	10.12	998	B	74 kW	506	9
B-MAX Van (JK) 1.0 EcoBoost	SFJB	10.12	998	B	74 kW	506	9
B-MAX Van (JK) 1.0 EcoBoost	SFJC	10.12	998	B	74 kW	506	9
B-MAX Van (JK) 1.0 EcoBoost	SFJD	10.12	998	B	74 kW	506	9
B-MAX Van (JK) 1.5 TDCi	UGJC	10.12	1499	D	55 kW	506	12
B-MAX Van (JK) 1.5 TDCi	UGJG	10.12	1499	D	55 kW	506	13
B-MAX Van (JK) 1.5 TDCi	XUJA	10.12	1499	D	55 kW	506	13
B-MAX Van (JK) 1.5 TDCi	XUJB	10.12	1499	D	55 kW	506	13
B-MAX Van (JK) 1.5 TDCi	XVJA	04.15	1499	D	70 kW	506	12
B-MAX Van (JK) 1.5 TDCi	XVJC	04.15	1499	D	70 kW	506	12
B-MAX Van (JK) 1.6 TDCi	T3JB	10.12	1560	D	70 kW	510	33
B-MAX Van (JK) 1.6 Ti	IQJA	10.12	1596	B	77 kW	514	57
BELINA II 1.6 4x4	CHT 1600	07.83 - 12.86	1555	B	47 kW	512	46
BELINA II 1.6	CHT 1600	01.79 - 12.89	1555	B	54 kW	512	46
C-MAX (DM2) 1.6 TDCi	G8DA	02.07 - 09.10	1560	D	80 kW	509	28
C-MAX (DM2) 1.6 TDCi	G8DB	02.07 - 09.10	1560	D	80 kW	509	28
C-MAX (DM2) 1.6 TDCi	G8DC	02.07 - 09.10	1560	D	74 kW	509	28
C-MAX (DM2) 1.6 TDCi	G8DD	02.07 - 09.10	1560	D	80 kW	509	30
C-MAX (DM2) 1.6 TDCi	GPDA	02.07 - 09.10	1560	D	66 kW	509	30
C-MAX (DM2) 1.6 TDCi	HHDA	02.07 - 09.10	1560	D	66 kW	509	30
C-MAX (DM2) 1.6 TDCi	HHDB	02.07 - 09.10	1560	D	66 kW	509	30
C-MAX (DM2) 1.6 TDCi	MTDA	02.07 - 09.10	1560	D	74 kW	509	30
C-MAX (DM2) 1.6	HWDA	02.07 - 09.10	1596	B	74 kW	513	52
C-MAX (DM2) 1.6	HWDB	02.07 - 09.10	1596	B	74 kW	513	52
C-MAX (DM2) 1.6	HXDA	04.07 - 09.10	1596	B	85 kW	513	53
C-MAX (DM2) 1.6	HXDB	04.07 - 09.10	1596	B	85 kW	513	53
C-MAX (DM2) 1.6	SHDA	02.07 - 09.10	1596	B	74 kW	513	52
C-MAX (DM2) 1.6	SHDB	02.07 - 09.10	1596	B	74 kW	513	52
C-MAX (DM2) 1.6	SHDC	02.07 - 09.10	1596	B	74 kW	513	52
C-MAX (DM2) 1.6	SIDA	04.07 - 09.10	1596	B	85 kW	514	60
C-MAX (DM2) 1.8 TDCi	KKDA	02.07 - 09.10	1753	D	85 kW	520	94
C-MAX (DM2) 1.8 TDCi	KKDB	02.07 - 09.10	1753	D	85 kW	520	94
C-MAX (DM2) 2.0 TDCi	G6DA	02.07 - 09.10	1997	D	100 kW	524	118
C-MAX (DM2) 2.0 TDCi	G6DB	02.07 - 09.10	1997	D	100 kW	524	118
C-MAX (DM2) 2.0 TDCi	G6DC	02.07 - 09.10	1997	D	98 kW	524	121
C-MAX (DM2) 2.0 TDCi	G6DD	02.07 - 09.10	1997	D	100 kW	524	121
C-MAX (DM2) 2.0 TDCi	G6DE	02.07 - 09.10	1997	D	98 kW	524	121
C-MAX (DM2) 2.0 TDCi	G6DF	02.07 - 09.10	1997	D	98 kW	524	121
C-MAX (DM2) 2.0 TDCi	G6DG	02.07 - 09.10	1997	D	100 kW	524	121
C-MAX II (DXA/CB7, DXA/CEU) 1.0 EcoBoost	M1DA	10.12 - 06.19	998	B	92 kW	506	9
C-MAX II (DXA/CB7, DXA/CEU) 1.0 EcoBoost	M1DD	10.12 - 06.19	998	B	92 kW	506	9
C-MAX II (DXA/CB7, DXA/CEU) 1.0 EcoBoost	M2DA	10.12 - 06.19	998	B	74 kW	506	9
C-MAX II (DXA/CB7, DXA/CEU) 1.0 EcoBoost	M2DC	10.12 - 06.19	998	B	74 kW	506	9










C-MAX II (DXA/CB7, DXA/CEU) 1.0 EcoBoost	SFDA	10.12 - 06.19	998	B	74 kW	506	9
C-MAX II (DXA/CB7, DXA/CEU) 1.5 EcoBoost	M8DB	03.15 - 06.19	1498	B	110 kW	514	57
C-MAX II (DXA/CB7, DXA/CEU) 1.5 EcoBoost	M9DB	03.15 - 06.19	1498	B	134 kW	514	57
C-MAX II (DXA/CB7, DXA/CEU) 1.5 TDCi ECOnetic	AEDA	03.15 - 06.19	1499	D	77 kW	506	12
C-MAX II (DXA/CB7, DXA/CEU) 1.5 TDCi	XWDA	03.15 - 06.19	1499	D	88 kW	506	12
C-MAX II (DXA/CB7, DXA/CEU) 1.5 TDCi	XWDB	03.15 - 06.19	1499	D	88 kW	506	12
C-MAX II (DXA/CB7, DXA/CEU) 1.5 TDCi	XWDC	03.15 - 06.19	1499	D	88 kW	506	12
C-MAX II (DXA/CB7, DXA/CEU) 1.5 TDCi	XWDD	03.15 - 06.19	1499	D	88 kW	506	12
C-MAX II (DXA/CB7, DXA/CEU) 1.5 TDCi	XWDE	03.15 - 06.19	1499	D	88 kW	506	12
C-MAX II (DXA/CB7, DXA/CEU) 1.5 TDCi	XXDA	03.15 - 06.19	1499	D	70 kW	506	12
C-MAX II (DXA/CB7, DXA/CEU) 1.5 TDCi	XXDC	03.15 - 06.19	1499	D	70 kW	506	12
C-MAX II (DXA/CB7, DXA/CEU) 1.6 CNG	MUDA	01.13 - 12.14	1596	B/G	86 kW	514	61
C-MAX II (DXA/CB7, DXA/CEU) 1.6 EcoBoost	JQDA	12.10 - 06.19	1596	B	110 kW	514	57
C-MAX II (DXA/CB7, DXA/CEU) 1.6 EcoBoost	JQDB	12.10 - 06.19	1596	B	110 kW	514	57
C-MAX II (DXA/CB7, DXA/CEU) 1.6 EcoBoost	JTDA	12.10 - 06.19	1596	B	134 kW	514	57
C-MAX II (DXA/CB7, DXA/CEU) 1.6 EcoBoost	JTDB	12.10 - 06.19	1596	B	134 kW	514	57
C-MAX II (DXA/CB7, DXA/CEU) 1.6 Flexifuel	MUDA	02.11 - 06.19	1596	B/E	88 kW	514	61
C-MAX II (DXA/CB7, DXA/CEU) 1.6 LPG	MUDA	02.12 - 06.19	1596	B/G	88 kW	514	61
C-MAX II (DXA/CB7, DXA/CEU) 1.6 LPG	MUDA	02.12 - 06.19	1596	B/G	86 kW	514	61
C-MAX II (DXA/CB7, DXA/CEU) 1.6 TDCi	T1DA	12.10 - 06.19	1560	D	85 kW	510	33
C-MAX II (DXA/CB7, DXA/CEU) 1.6 TDCi	T1DB	12.10 - 06.19	1560	D	85 kW	510	33
C-MAX II (DXA/CB7, DXA/CEU) 1.6 TDCi	T3DA	12.10 - 06.19	1560	D	70 kW	510	33
C-MAX II (DXA/CB7, DXA/CEU) 1.6 TDCi	T3DB	12.10 - 06.19	1560	D	70 kW	510	33
C-MAX II (DXA/CB7, DXA/CEU) 1.6 Ti	IQDA	12.10 - 06.19	1596	B	77 kW	514	57
C-MAX II (DXA/CB7, DXA/CEU) 1.6 Ti	IQDB	12.10 - 06.19	1596	B	77 kW	513	55
C-MAX II (DXA/CB7, DXA/CEU) 1.6 Ti	MUDA	02.12 - 06.19	1596	B	88 kW	514	61
C-MAX II (DXA/CB7, DXA/CEU) 1.6 Ti	XTDA	12.10 - 06.19	1596	B	63 kW	514	61
C-MAX II (DXA/CB7, DXA/CEU) 2.0 TDCi	TXDB	12.10 - 06.19	1997	D	120 kW	524	122
C-MAX II (DXA/CB7, DXA/CEU) 2.0 TDCi	TYDA	02.11 - 06.19	1997	D	85 kW	524	122
C-MAX II (DXA/CB7, DXA/CEU) 2.0 TDCi	UFDB	04.10 - 06.19	1997	D	103 kW	524	122
C-MAX II (DXA/CB7, DXA/CEU) 2.0 TDCi	UKDB	02.11 - 06.19	1997	D	100 kW	524	122
C-MAX II Van 1.0 EcoBoost	M1DA	10.12 - 06.19	998	B	92 kW	506	9
C-MAX II Van 1.0 EcoBoost	M1DD	10.12 - 06.19	998	B	92 kW	506	9
C-MAX II Van 1.0 EcoBoost	M2DA	10.12 - 06.19	998	B	74 kW	506	9
C-MAX II Van 1.0 EcoBoost	M2DC	10.12 - 06.19	998	B	74 kW	506	9
C-MAX II Van 1.0 EcoBoost	SFDA	10.12 - 06.19	998	B	74 kW	506	9
C-MAX II Van 1.5 EcoBoost	M8DB	03.15 - 06.19	1498	B	110 kW	514	57
C-MAX II Van 1.5 EcoBoost	M9DB	03.15 - 06.19	1498	B	134 kW	514	57
C-MAX II Van 1.5 TDCi ECOnetic	AEDA	03.15 - 06.19	1499	D	77 kW	506	12
C-MAX II Van 1.5 TDCi	XWDA	03.15 - 06.19	1499	D	88 kW	506	12
C-MAX II Van 1.5 TDCi	XWDB	03.15 - 06.19	1499	D	88 kW	506	12
C-MAX II Van 1.5 TDCi	XWDC	03.15 - 06.19	1499	D	88 kW	506	12
C-MAX II Van 1.5 TDCi	XWDD	03.15 - 06.19	1499	D	88 kW	506	12
C-MAX II Van 1.5 TDCi	XWDE	03.15 - 06.19	1499	D	88 kW	506	12
C-MAX II Van 1.6 EcoBoost	JQDA	12.10 - 06.19	1596	B	110 kW	514	57
C-MAX II Van 1.6 EcoBoost	JQDB	12.10 - 06.19	1596	B	110 kW	514	57
C-MAX II Van 1.6 EcoBoost	JTDA	12.10 - 06.19	1596	B	134 kW	514	57
C-MAX II Van 1.6 EcoBoost	JTDB	12.10 - 06.19	1596	B	134 kW	514	57
C-MAX II Van 1.6 TDCi	T1DA	12.10 - 06.19	1560	D	85 kW	510	33
C-MAX II Van 1.6 TDCi	T1DB	12.10 - 06.19	1560	D	85 kW	510	33
C-MAX II Van 1.6 TDCi	T3DA	12.10 - 06.19	1560	D	70 kW	510	33
C-MAX II Van 1.6 TDCi	T3DB	12.10 - 06.19	1560	D	70 kW	510	33
C-MAX II Van 1.6 Ti	IQDA	10.10 - 06.19	1596	B	77 kW	514	57
C-MAX II Van 1.6 Ti	IQDB	10.10 - 06.19	1596	B	77 kW	513	55
C-MAX II Van 2.0 TDCi	TXDB	12.10 - 06.19	1997	D	120 kW	524	122
C-MAX II Van 2.0 TDCi	TYDA	02.11 - 06.19	1997	D	85 kW	524	122
C-MAX II Van 2.0 TDCi	UFDB	02.11 - 06.19	1997	D	103 kW	524	122
CAPRI I (ECJ) 1600	LE	08.72 - 02.74	1593	B	65 kW	527	137
CAPRI I (ECJ) 2300	TV 23 H	02.69 - 02.74	2293	B	79 kW	528	148
CAPRI II (GECF) 1.3	J1E	02.74 - 08.77	1298	B	40 kW	518	84
CAPRI II (GECF) 1.3	J1E	02.74 - 08.77	1298	B	42 kW	518	84
CAPRI II (GECF) 1.6	LCE	02.74 - 12.77	1593	B	53 kW	527	139

			ccm		kw		
CAPRI II (GCEP) 2.0	NWN	04.76 - 12.77	1999	B	66 kW	522	108
CAPRI II (GCEP) 2.0	NYL	04.76 - 12.77	1999	B	66 kW	522	108
CAPRI II (GCEP) 2.0	OHC TL 20 H	04.74 - 12.77	1993	B	72 kW	529	153
CAPRI III (GCEP) 1.3	J1E	01.78 - 06.85	1298	B	40 kW	518	84
CAPRI III (GCEP) 1.6	LCN	01.78 - 04.87	1593	B	54 kW	527	138
CAPRI III (GCEP) 2.0	NEN	01.78 - 12.85	1993	B	74 kW	529	157
CAPRI III (GCEP) 2.0	NYL	01.78 - 12.82	1999	B	66 kW	522	108
CAPRI III (GCEP) 2.0	OHC TL 20 H	01.78 - 12.85	1993	B	74 kW	529	153
CONSUL (GGFL) 2000	NE	01.72 - 12.75	1993	B	73 kW	529	152
CONSUL Coupe (GGCL) 2000	NE	01.72 - 12.75	1993	B	73 kW	529	152
CONSUL Turnier (GGNL) 2000	NE	01.72 - 12.75	1993	B	73 kW	529	152
CORCEL II 1.6	CHT 1600	01.79 - 12.86	1555	B	54 kW	512	46
CORTINA Coupe 1600 GT	LCJ	10.70 - 03.72	1593	B	63 kW	527	140
CORTINA 1600 GT	LCJ	10.70 - 03.72	1593	B	63 kW	527	140
COUGAR (EC_) 2.0 16V	EDBA	08.98 - 12.01	1988	B	96 kW	522	111
COUGAR (EC_) 2.0 16V	EDBB	08.98 - 12.01	1988	B	96 kW	522	111
COUGAR (EC_) 2.0 16V	EDBC	08.98 - 12.01	1988	B	96 kW	522	111
COUGAR (EC_) 2.0 16V	EDBD	08.98 - 12.01	1988	B	96 kW	522	111
COUGAR (EC_) 2.5 V6 24V	LCBA	08.98 - 12.01	2544	B	125 kW	519	90
COUGAR (EC_) 2.5 V6 24V	LCBB	08.98 - 12.01	2495	B	125 kW	519	89
COUGAR (EC_) 2.5 V6 24V	LCBB	06.00 - 12.01	2495	B	125 kW	519	89
COUGAR (EC_) 2.5 V6 24V	LCBC	08.98 - 12.01	2495	B	125 kW	519	89
COUGAR (EC_) 2.5 V6 24V	LCBC	06.00 - 12.01	2495	B	125 kW	519	89
COUGAR (EC_) 2.5 V6 24V	LCBE	08.98 - 12.01	2495	B	125 kW	519	89
COUGAR (EC_) 2.5 V6 24V	LCBE	06.00 - 12.01	2495	B	125 kW	519	89
COURIER Pick-up 1.6	FYDC	08.01 - 12.11	1596	B	74 kW	513	51
COURIER Pick-up 1.8 D	RTK	06.99 - 07.06	1753	D	44 kW	521	99
COURIER Pick-up 1.8	RKA	03.98 - 02.02	1796	B	85 kW	517	78
COURIER Pick-up 2.5 TDi 4x4	WL-T	03.98 - 09.05	2499	D	80 kW	530	161
DEL REY Turnier 1.6	CHT 1600	01.79 - 12.89	1555	B	54 kW	512	46
DEL REY Turnier 1.8	UYU	11.89 - 12.91	1781	B	68 kW	518	87
DEL REY 1.6	21418	01.81 - 06.84	1555	B	52 kW	512	46
DEL REY 1.6	21448	09.81 - 08.90	1554	B	48 kW	512	46
DEL REY 1.6	CHT 1600	07.84 - 12.89	1555	B	55 kW	512	46
DEL REY 1.8	UYU	08.89 - 12.91	1781	B	68 kW	518	87
DEL REY 1.8	UYU	08.89 - 08.92	1781	B	63 kW	518	87
ECOSPORT 1.0 EcoBoost	M1JC	10.13	998	B	92 kW	506	9
ECOSPORT 1.0 EcoBoost	M1JJ	10.13	998	B	92 kW	506	9
ECOSPORT 1.0 EcoBoost	M1JU	10.13	998	B	92 kW	506	9
ECOSPORT 1.0 EcoBoost	SFJL	04.18	998	B	74 kW	506	9
ECOSPORT 1.0 EcoBoost	YYJD	03.16	998	B	103 kW	506	9
ECOSPORT 1.5 EcoBlue TDCi	XVJD	05.15	1499	D	70 kW	506	12
ECOSPORT 1.5 EcoBlue TDCi	Z2JA	11.17	1499	D	74 kW	510	33
ECOSPORT 1.5 TDCi EcoBlue 4x4	ZTJA	11.17	1499	D	92 kW	510	35
ECOSPORT 1.5 TDCi EcoBlue 4x4	ZTJB	11.17	1499	D	92 kW	510	35
ECOSPORT 1.5 TDCi EcoBlue 4x4	ZTJC	11.17	1499	D	92 kW	510	35
ECOSPORT 1.5 TDCi EcoBlue	ZTJA	11.17	1499	D	92 kW	510	35
ECOSPORT 1.5 TDCi EcoBlue	ZTJB	11.17	1499	D	92 kW	510	35
ECOSPORT 1.5 TDCi EcoBlue	ZTJC	11.17	1499	D	92 kW	510	35
ECOSPORT 1.5 TDCi	UGJE	10.12	1499	D	66 kW	506	12
ECOSPORT 1.5 TDCi	UGJE	10.12	1499	D	67 kW	506	12
ECOSPORT 1.5 TDCi	UGJM	05.15	1499	D	74 kW	506	13
ECOSPORT 1.5 TDCi	XUJH	05.15	1499	D	74 kW	506	13
ECOSPORT 1.5 TDCi	Z2JA	05.15	1499	D	74 kW	510	33
ECOSPORT 1.6 Ti-VCT	HXJD	08.12	1596	B	90 kW	513	54
ESCORT CLASSIC (AAL, ABL) 1.6 16V	L1E	10.98 - 07.00	1597	B	66 kW	511	42
ESCORT CLASSIC (AAL, ABL) 1.6 16V	L1K	10.98 - 07.00	1597	B	66 kW	512	43
ESCORT CLASSIC (AAL, ABL) 1.8 TD	RFD	10.98 - 07.00	1753	D	66 kW	520	96
ESCORT CLASSIC (AAL, ABL) 1.8 TD	RFK	10.98 - 07.00	1753	D	66 kW	520	96
ESCORT CLASSIC (AAL, ABL) 1.8 TD	RFS	10.98 - 07.00	1753	D	66 kW	520	96
ESCORT CLASSIC Turnier (ANL) 1.6 16V	L1E	02.99 - 07.00	1597	B	66 kW	511	42
ESCORT CLASSIC Turnier (ANL) 1.6 16V	L1K	02.99 - 07.00	1597	B	66 kW	512	43








ESCORT CLASSIC Turnier (ANL) 1.8 TD	RFD	02.99 - 07.00	1753	D	66 kW	520	96
ESCORT CLASSIC Turnier (ANL) 1.8 TD	RFK	02.99 - 07.00	1753	D	66 kW	520	96
ESCORT CLASSIC Turnier (ANL) 1.8 TD	RFS	02.99 - 07.00	1753	D	66 kW	520	96
ESCORT Coupe 1.8	RDA	10.95 - 08.02	1796	B	85 kW	517	77
ESCORT Coupe 2.0	BF2	03.95 - 11.98	1984	B	86 kW	521	101
ESCORT I (AFH, ATH) 1300	J1F	09.73 - 02.76	1298	B	40 kW	518	84
ESCORT II (ATH) 1.3	J1F	12.74 - 08.80	1298	B	40 kW	518	84
ESCORT II (ATH) 1.6 RS	LC	12.74 - 08.80	1598	B	62 kW	518	85
ESCORT II (ATH) 2.0 RS (BATN)	NE	03.73 - 02.77	1993	B	73 kW	529	152
ESCORT II (ATH) 2.0 RS	NE	08.75 - 08.80	1993	B	80 kW	529	152
ESCORT III (GAA) 1.1	GMA	09.80 - 08.83	1117	B	40 kW	508	23
ESCORT III (GAA) 1.1	GPA	09.80 - 08.83	1117	B	43 kW	508	23
ESCORT III (GAA) 1.1	GSE	08.83 - 12.85	1117	B	37 kW	508	22
ESCORT III (GAA) 1.3	JPA	09.80 - 12.85	1296	B	51 kW	516	71
ESCORT III (GAA) 1.6 D	LTA	02.84 - 12.85	1608	D	40 kW	516	74
ESCORT III (GAA) 1.6 RS Turbo	LNA	11.84 - 12.85	1597	B	97 kW	516	69
ESCORT III (GAA) 1.6 XR3i	LR1	10.82 - 12.85	1597	B	77 kW	516	73
ESCORT III (GAA) 1.6 XR3i	LRA	10.82 - 12.85	1597	B	77 kW	516	73
ESCORT III (GAA) 1.6 i (GAA)	L4B	07.85 - 12.85	1598	B	66 kW	516	73
ESCORT III (GAA) 1.6	CHT 1600	05.83 - 07.86	1555	B	48 kW	512	46
ESCORT III (GAA) 1.6	LP1	09.80 - 12.85	1597	B	58 kW	516	71
ESCORT III (GAA) 1.6	LPA	09.80 - 12.85	1597	B	58 kW	516	71
ESCORT III (GAA) 1.6	LUA	09.80 - 10.82	1597	B	71 kW	516	71
ESCORT III (GAA) RS 1600i	LUAE	05.82 - 12.85	1597	B	85 kW	516	71
ESCORT III Cabriolet (ALD) 1.3	JPA	09.83 - 12.85	1296	B	51 kW	516	71
ESCORT III Cabriolet (ALD) 1.6 XR3	CHT 1600	09.83 - 12.85	1555	B	66 kW	512	46
ESCORT III Cabriolet (ALD) 1.6 i	LR1	09.83 - 12.85	1597	B	77 kW	516	73
ESCORT III Cabriolet (ALD) 1.6 i	LRA	09.83 - 12.85	1597	B	77 kW	516	73
ESCORT III Cabriolet (ALD) 1.6	LP1	09.83 - 12.85	1597	B	58 kW	516	71
ESCORT III Cabriolet (ALD) 1.6	LPA	09.83 - 12.85	1597	B	58 kW	516	71
ESCORT III Express (AVA) 1.1	GMA	03.81 - 02.86	1117	B	37 kW	508	23
ESCORT III Express (AVA) 1.3	JPA	03.81 - 02.86	1296	B	51 kW	516	71
ESCORT III Express (AVA) 1.6 D	LTA	02.84 - 02.86	1608	D	40 kW	516	74
ESCORT III Turnier (AWA) 1.1	GMA	09.80 - 08.83	1117	B	40 kW	508	23
ESCORT III Turnier (AWA) 1.1	GSE	08.83 - 12.85	1117	B	37 kW	508	22
ESCORT III Turnier (AWA) 1.3	JPA	03.81 - 12.85	1296	B	51 kW	516	71
ESCORT III Turnier (AWA) 1.6 D	LTA	02.84 - 12.85	1608	D	40 kW	516	74
ESCORT III Turnier (AWA) 1.6	LP1	09.80 - 12.85	1597	B	58 kW	516	71
ESCORT III Turnier (AWA) 1.6	LPA	09.80 - 12.85	1597	B	58 kW	516	71
ESCORT IV (GAF, AWF, ABFT) 1.1	GSG	12.85 - 07.90	1117	B	37 kW	508	22
ESCORT IV (GAF, AWF, ABFT) 1.3 (GAF)	JBA	07.88 - 10.90	1297	B	46 kW	507	18
ESCORT IV (GAF, AWF, ABFT) 1.3	JBB	01.86 - 07.90	1297	B	44 kW	507	18
ESCORT IV (GAF, AWF, ABFT) 1.3	JLA	01.86 - 07.90	1297	B	44 kW	508	19
ESCORT IV (GAF, AWF, ABFT) 1.3	JLB	01.86 - 07.90	1297	B	44 kW	508	20
ESCORT IV (GAF, AWF, ABFT) 1.3	JPA	11.86 - 07.88	1296	B	51 kW	516	71
ESCORT IV (GAF, AWF, ABFT) 1.4	F6B	01.86 - 07.90	1392	B	54 kW	512	49
ESCORT IV (GAF, AWF, ABFT) 1.4	F6D	01.86 - 07.90	1392	B	54 kW	512	49
ESCORT IV (GAF, AWF, ABFT) 1.4	FUAA	10.85 - 10.90	1392	B	51 kW	512	49
ESCORT IV (GAF, AWF, ABFT) 1.4	FUA	01.86 - 07.90	1392	B	55 kW	512	49
ESCORT IV (GAF, AWF, ABFT) 1.4	FUC	01.86 - 07.90	1392	B	54 kW	512	49
ESCORT IV (GAF, AWF, ABFT) 1.6 D	LTC	01.86 - 01.89	1608	D	40 kW	516	74
ESCORT IV (GAF, AWF, ABFT) 1.6 Turbo RS	LNB	01.86 - 07.90	1597	B	97 kW	516	69
ESCORT IV (GAF, AWF, ABFT) 1.6 XR3i	LR2	01.86 - 08.89	1597	B	77 kW	516	73
ESCORT IV (GAF, AWF, ABFT) 1.6 XR3i	LRB	01.86 - 08.89	1597	B	77 kW	516	73
ESCORT IV (GAF, AWF, ABFT) 1.6 i	L4B	01.86 - 05.90	1598	B	66 kW	516	73
ESCORT IV (GAF, AWF, ABFT) 1.6 i	LJB	08.89 - 07.90	1597	B	75 kW	516	73
ESCORT IV (GAF, AWF, ABFT) 1.6 i	LUC	01.86 - 05.90	1598	B	66 kW	516	71
ESCORT IV (GAF, AWF, ABFT) 1.6	CHT 1600	08.83 - 12.89	1555	B	66 kW	512	46
ESCORT IV (GAF, AWF, ABFT) 1.6	LP2	01.86 - 12.88	1597	B	58 kW	516	71
ESCORT IV (GAF, AWF, ABFT) 1.6	LUG	04.89 - 07.90	1597	B	65 kW	516	71
ESCORT IV (GAF, AWF, ABFT) 1.6	UX	01.90 - 10.94	1555	B	56 kW	512	46
ESCORT IV (GAF, AWF, ABFT) 1.8 D	RTA	01.89 - 07.90	1753	D	44 kW	521	99

			<b>ccm</b>		<b>kw</b>		<b>1 POS</b>
ESCORT IV (GAF, AWF, ABFT) 1.8 D	RTB	01.89 - 07.90	1753	D	44 kW	521	99
ESCORT IV Cabriolet (ALF) 1.4	F6B	02.87 - 07.90	1392	B	54 kW	512	49
ESCORT IV Cabriolet (ALF) 1.4	F6D	02.87 - 07.90	1392	B	54 kW	512	49
ESCORT IV Cabriolet (ALF) 1.4	FUA	01.86 - 07.90	1392	B	55 kW	512	49
ESCORT IV Cabriolet (ALF) 1.4	FUC	02.87 - 07.90	1392	B	54 kW	512	49
ESCORT IV Cabriolet (ALF) 1.6 XR3i	LR2	01.86 - 07.90	1597	B	77 kW	516	73
ESCORT IV Cabriolet (ALF) 1.6 XR3i	LRB	01.86 - 07.90	1597	B	77 kW	516	73
ESCORT IV Cabriolet (ALF) 1.6 i	L4B	01.86 - 07.90	1598	B	66 kW	516	73
ESCORT IV Cabriolet (ALF) 1.6 i	LJB	08.89 - 07.90	1597	B	75 kW	516	73
ESCORT IV Cabriolet (ALF) 1.6 i	LUC	01.86 - 07.90	1598	B	66 kW	516	71
ESCORT IV Cabriolet (ALF) 1.6	LP2	01.86 - 12.87	1597	B	58 kW	516	71
ESCORT IV Cabriolet (ALF) 1.6	LPA	01.86 - 12.87	1597	B	58 kW	516	71
ESCORT IV Express (AVF) 1.1	GSG	05.86 - 07.90	1117	B	37 kW	508	22
ESCORT IV Express (AVF) 1.3	JBA	07.88 - 07.90	1297	B	46 kW	507	18
ESCORT IV Express (AVF) 1.3	JBB	02.86 - 07.90	1297	B	44 kW	507	18
ESCORT IV Express (AVF) 1.3	JLA	02.86 - 07.90	1297	B	44 kW	508	19
ESCORT IV Express (AVF) 1.3	JLB	02.86 - 07.90	1297	B	44 kW	508	20
ESCORT IV Express (AVF) 1.4 i	F6B	02.86 - 07.90	1392	B	54 kW	512	49
ESCORT IV Express (AVF) 1.4 i	F6D	02.86 - 07.90	1392	B	54 kW	512	49
ESCORT IV Express (AVF) 1.4 i	FUC	02.86 - 07.90	1392	B	54 kW	512	49
ESCORT IV Express (AVF) 1.6 D	LTA	02.86 - 07.90	1608	D	40 kW	516	74
ESCORT IV Express (AVF) 1.6 D	LTC	02.86 - 07.90	1608	D	40 kW	516	74
ESCORT IV Express (AVF) 1.6	LUC	02.86 - 07.90	1598	B	60 kW	516	71
ESCORT IV Express (AVF) 1.8 D	RTA	07.88 - 07.90	1753	D	44 kW	521	99
ESCORT IV Express (AVF) 1.8 D	RTB	07.88 - 07.90	1753	D	44 kW	521	99
ESCORT IV Turnier (AWF, AVF) 1.1	GSG	10.85 - 09.90	1117	B	37 kW	508	22
ESCORT IV Turnier (AWF, AVF) 1.3	JBB	01.86 - 07.90	1297	B	44 kW	507	18
ESCORT IV Turnier (AWF, AVF) 1.3	JLA	01.86 - 07.90	1297	B	44 kW	508	19
ESCORT IV Turnier (AWF, AVF) 1.3	JLB	01.86 - 07.90	1297	B	44 kW	508	20
ESCORT IV Turnier (AWF, AVF) 1.3	JPA	11.86 - 07.88	1296	B	51 kW	516	71
ESCORT IV Turnier (AWF, AVF) 1.4	F6B	01.86 - 07.90	1392	B	54 kW	512	49
ESCORT IV Turnier (AWF, AVF) 1.4	F6D	01.86 - 07.90	1392	B	54 kW	512	49
ESCORT IV Turnier (AWF, AVF) 1.4	FUAA	10.85 - 10.90	1392	B	51 kW	512	49
ESCORT IV Turnier (AWF, AVF) 1.4	FUA	01.86 - 07.90	1392	B	55 kW	512	49
ESCORT IV Turnier (AWF, AVF) 1.4	FUC	01.86 - 07.90	1392	B	54 kW	512	49
ESCORT IV Turnier (AWF, AVF) 1.6 D	LTC	01.86 - 01.89	1608	D	40 kW	516	74
ESCORT IV Turnier (AWF, AVF) 1.6 i	L4B	01.86 - 07.90	1598	B	66 kW	516	73
ESCORT IV Turnier (AWF, AVF) 1.6 i	LUC	01.86 - 07.90	1598	B	66 kW	516	71
ESCORT IV Turnier (AWF, AVF) 1.6	LP2	01.86 - 07.90	1597	B	58 kW	516	71
ESCORT IV Turnier (AWF, AVF) 1.8 D	RTA	01.89 - 07.90	1753	D	44 kW	521	99
ESCORT IV Turnier (AWF, AVF) 1.8 D	RTB	01.89 - 07.90	1753	D	44 kW	521	99
ESCORT V (AAL, ABL) 1.3	J4B	07.90 - 01.95	1299	B	44 kW	509	25
ESCORT V (AAL, ABL) 1.3	J6A	07.90 - 01.95	1299	B	44 kW	509	26
ESCORT V (AAL, ABL) 1.4	F4B	09.90 - 12.94	1392	B	55 kW	512	49
ESCORT V (AAL, ABL) 1.4	F6F	07.90 - 01.95	1392	B	52 kW	512	49
ESCORT V (AAL, ABL) 1.4	F6G	07.90 - 01.95	1392	B	52 kW	512	48
ESCORT V (AAL, ABL) 1.4	FUH	09.90 - 12.94	1392	B	55 kW	512	49
ESCORT V (AAL, ABL) 1.6 i 16V	L1E	09.92 - 01.95	1597	B	66 kW	511	42
ESCORT V (AAL, ABL) 1.6 i 16V	L1H	01.94 - 01.95	1597	B	65 kW	511	41
ESCORT V (AAL, ABL) 1.6	CHT 1600	07.90 - 10.94	1555	B	54 kW	512	46
ESCORT V (AAL, ABL) 1.6	LJF	07.90 - 08.93	1598	B	77 kW	516	69
ESCORT V (AAL, ABL) 1.6	LUJ	07.90 - 08.92	1598	B	66 kW	516	70
ESCORT V (AAL, ABL) 1.6	LUK	07.90 - 08.92	1598	B	66 kW	516	71
ESCORT V (AAL, ABL) 1.6	UZ	04.93 - 01.96	1555	B	56 kW	512	46
ESCORT V (AAL, ABL) 1.8 16V XR3i	RDA	02.92 - 01.95	1796	B	77 kW	517	77
ESCORT V (AAL, ABL) 1.8 16V XR3i	RQB	02.92 - 01.95	1796	B	96 kW	517	77
ESCORT V (AAL, ABL) 1.8 D	RTE	07.90 - 01.95	1753	D	44 kW	521	99
ESCORT V (AAL, ABL) 1.8 D	RTF	07.90 - 01.95	1753	D	44 kW	521	99
ESCORT V (AAL, ABL) 1.8 D	RTH	07.90 - 01.95	1753	D	44 kW	521	99
ESCORT V (AAL, ABL) 1.8 TD	RFD	02.93 - 01.95	1753	D	66 kW	520	96
ESCORT V (AAL, ABL) 1.8 TD	RFK	02.93 - 01.95	1753	D	66 kW	520	96
ESCORT V (AAL, ABL) 1.8 TD	RFS	02.93 - 01.95	1753	D	66 kW	520	96








ESCORT V (AAL, ABL) 1.8 XR3i 16V 4x4	RDA	08.93 - 01.95	1796	B	77 kW	517	77
ESCORT V (AAL, ABL) 1.8 XR3i 16V 4x4	RQB	08.93 - 01.95	1796	B	96 kW	517	77
ESCORT V (AAL, ABL) 1.8 Álcool	UE	07.90 - 05.94	1781	E	73 kW	518	86
ESCORT V (AAL, ABL) 2.0 Ghia	BF2	01.93 - 01.94	1984	B	73 kW	521	101
ESCORT V (AAL, ABL) 2.0 XR3 AP	BF2	01.92 - 01.94	1984	B	88 kW	521	101
ESCORT V (AAL, ABL) 2.0 XR3 Álcool GHIA AP	UR	01.93 - 01.94	1984	E	85 kW	521	101
ESCORT V (AAL, ABL) 2.0 XR3 Álcool	UUA	03.94 - 09.96	1984	E	88 kW	521	101
ESCORT V (AAL, ABL) 2.0 XR3	BF2	02.94 - 09.96	1984	B	85 kW	521	101
ESCORT V (AAL, ABL) RS 2000 4x4	N7A	05.91 - 01.95	1998	B	110 kW	525	129
ESCORT V (AAL, ABL) RS 2000	N7A	05.91 - 01.95	1998	B	110 kW	525	129
ESCORT V Cabriolet (ALL) 1.4 i	F4B	07.93 - 01.95	1392	B	55 kW	512	49
ESCORT V Cabriolet (ALL) 1.4	F6F	07.90 - 04.94	1392	B	52 kW	512	49
ESCORT V Cabriolet (ALL) 1.4	F6G	07.90 - 04.94	1392	B	52 kW	512	48
ESCORT V Cabriolet (ALL) 1.6 16V XR3i	L1E	12.92 - 01.95	1597	B	66 kW	511	42
ESCORT V Cabriolet (ALL) 1.6 i 16V	L1H	02.94 - 01.95	1597	B	65 kW	511	41
ESCORT V Cabriolet (ALL) 1.6	LJF	07.90 - 08.93	1598	B	77 kW	516	69
ESCORT V Cabriolet (ALL) 1.8 16V XR3i	RDA	02.92 - 01.95	1796	B	77 kW	517	77
ESCORT V Cabriolet (ALL) 1.8 16V XR3i	RQB	02.92 - 01.95	1796	B	96 kW	517	77
ESCORT V Cabriolet (ALL) 1.8 XR3 Álcool	UE	07.90 - 05.94	1781	E	73 kW	518	86
ESCORT V Cabriolet (ALL) 2.0 XR3	BF2	01.92 - 01.94	1984	B	88 kW	521	101
ESCORT V Cabriolet (ALL) 2.0 XR3	BF2	02.94 - 01.95	1984	B	85 kW	521	101
ESCORT V Express (AVF) 1.3	JBD	07.90 - 12.94	1297	B	46 kW	509	25
ESCORT V Express (AVF) 1.4	F6F	07.90 - 12.94	1392	B	52 kW	512	49
ESCORT V Express (AVF) 1.4	F6G	07.90 - 12.94	1392	B	52 kW	512	48
ESCORT V Express (AVF) 1.8 D	RTA	07.90 - 12.94	1753	D	44 kW	521	99
ESCORT V Express (AVF) 1.8 D	RTE	07.90 - 12.94	1753	D	44 kW	521	99
ESCORT V Express (AVF) 1.8 D	RTF	07.90 - 12.94	1753	D	44 kW	521	99
ESCORT V Express (AVF) 1.8 D	RTH	07.90 - 12.94	1753	D	44 kW	521	99
ESCORT V Stufenheck (AFL) 1.3	J4B	08.93 - 01.95	1299	B	44 kW	509	25
ESCORT V Stufenheck (AFL) 1.3	J6A	08.93 - 01.95	1299	B	44 kW	509	26
ESCORT V Stufenheck (AFL) 1.4	F4B	08.93 - 01.95	1392	B	55 kW	512	49
ESCORT V Stufenheck (AFL) 1.4	F6F	08.93 - 04.94	1392	B	52 kW	512	49
ESCORT V Stufenheck (AFL) 1.4	F6G	08.93 - 04.94	1392	B	52 kW	512	48
ESCORT V Stufenheck (AFL) 1.4	FUH	08.93 - 01.95	1392	B	55 kW	512	49
ESCORT V Stufenheck (AFL) 1.6 i 16V	L1E	08.93 - 01.95	1597	B	66 kW	511	42
ESCORT V Stufenheck (AFL) 1.6 i 16V	L1H	01.94 - 01.95	1597	B	65 kW	511	41
ESCORT V Stufenheck (AFL) 1.6 i 16V	L1K	08.93 - 01.95	1597	B	66 kW	512	43
ESCORT V Stufenheck (AFL) 1.8 D	RTE	08.93 - 01.95	1753	D	44 kW	521	99
ESCORT V Stufenheck (AFL) 1.8 D	RTF	08.93 - 01.95	1753	D	44 kW	521	99
ESCORT V Stufenheck (AFL) 1.8 D	RTH	08.93 - 01.95	1753	D	44 kW	521	99
ESCORT V Stufenheck (AFL) 1.8 TD	RFD	08.93 - 01.95	1753	D	66 kW	520	96
ESCORT V Stufenheck (AFL) 1.8 TD	RFK	08.93 - 01.95	1753	D	66 kW	520	96
ESCORT V Stufenheck (AFL) 1.8 i 16V	RDA	08.93 - 01.95	1796	B	77 kW	517	77
ESCORT V Turnier (ANL) 1.3	J4B	09.91 - 01.95	1299	B	44 kW	509	25
ESCORT V Turnier (ANL) 1.3	J6A	09.91 - 01.95	1299	B	44 kW	509	26
ESCORT V Turnier (ANL) 1.4	F4B	01.94 - 01.95	1392	B	55 kW	512	49
ESCORT V Turnier (ANL) 1.4	F6F	07.90 - 01.95	1392	B	52 kW	512	49
ESCORT V Turnier (ANL) 1.4	F6G	07.90 - 01.95	1392	B	52 kW	512	48
ESCORT V Turnier (ANL) 1.4	FUH	01.94 - 01.95	1392	B	55 kW	512	49
ESCORT V Turnier (ANL) 1.6 i 16V	L1E	09.92 - 01.95	1597	B	66 kW	511	42
ESCORT V Turnier (ANL) 1.6 i 16V	L1H	01.94 - 01.95	1597	B	65 kW	511	41
ESCORT V Turnier (ANL) 1.6	LJF	07.90 - 09.92	1598	B	77 kW	516	69
ESCORT V Turnier (ANL) 1.6	LUJ	07.90 - 08.92	1598	B	66 kW	516	70
ESCORT V Turnier (ANL) 1.6	LUK	07.90 - 08.92	1598	B	66 kW	516	71
ESCORT V Turnier (ANL) 1.8 16V	RDA	02.92 - 01.95	1796	B	77 kW	517	77
ESCORT V Turnier (ANL) 1.8 D	RTE	07.90 - 01.95	1753	D	44 kW	521	99
ESCORT V Turnier (ANL) 1.8 D	RTF	07.90 - 01.95	1753	D	44 kW	521	99
ESCORT V Turnier (ANL) 1.8 D	RTH	07.90 - 01.95	1753	D	44 kW	521	99
ESCORT V Turnier (ANL) 1.8 TD	RFD	02.93 - 01.95	1753	D	66 kW	520	96
ESCORT V Turnier (ANL) 1.8 TD	RFK	02.93 - 01.95	1753	D	66 kW	520	96
ESCORT V Turnier (ANL) 1.8 TD	RFS	02.93 - 01.95	1753	D	66 kW	520	96
ESCORT V Turnier (ANL) 1.8 i 16V	RQB	02.93 - 01.95	1796	B	96 kW	517	77



			<b>ccm</b>		<b>kw</b>		<b>1 POS</b>
ESCORT VI (GAL, AAL, ABL) 1.3	J4B	01.95 - 10.98	1299	B	44 kW	509	25
ESCORT VI (GAL, AAL, ABL) 1.3	J6A	01.95 - 10.98	1299	B	44 kW	509	26
ESCORT VI (GAL, AAL, ABL) 1.4	F4B	01.95 - 10.98	1392	B	55 kW	512	49
ESCORT VI (GAL, AAL, ABL) 1.4	F4B	01.95 - 12.99	1392	B	54 kW	512	49
ESCORT VI (GAL, AAL, ABL) 1.4	FUH	01.95 - 10.98	1392	B	55 kW	512	49
ESCORT VI (GAL, AAL, ABL) 1.6 16V 4x4	L1E	01.95 - 10.98	1597	B	66 kW	511	42
ESCORT VI (GAL, AAL, ABL) 1.6 16V	L1E	01.95 - 10.98	1597	B	66 kW	511	42
ESCORT VI (GAL, AAL, ABL) 1.6 16V	L1K	01.95 - 10.98	1597	B	66 kW	512	43
ESCORT VI (GAL, AAL, ABL) 1.6 i 16V	L1H	01.95 - 08.95	1597	B	65 kW	511	41
ESCORT VI (GAL, AAL, ABL) 1.6	L1K	02.00 - 10.02	1597	B	70 kW	512	43
ESCORT VI (GAL, AAL, ABL) 1.8 16V (EDA, EHC)	RKC	01.95 - 10.02	1796	B	85 kW	517	77
ESCORT VI (GAL, AAL, ABL) 1.8 16V	RDA	01.95 - 08.95	1796	B	77 kW	517	77
ESCORT VI (GAL, AAL, ABL) 1.8 D	RTE	01.95 - 10.02	1753	D	44 kW	521	99
ESCORT VI (GAL, AAL, ABL) 1.8 D	RTF	01.95 - 10.02	1753	D	44 kW	521	99
ESCORT VI (GAL, AAL, ABL) 1.8 D	RTH	01.95 - 10.02	1753	D	44 kW	521	99
ESCORT VI (GAL, AAL, ABL) 1.8 TD	RFD	01.95 - 05.01	1753	D	66 kW	520	96
ESCORT VI (GAL, AAL, ABL) 1.8 TD	RFK	01.95 - 05.01	1753	D	66 kW	520	96
ESCORT VI (GAL, AAL, ABL) 1.8 TD	RFS	01.95 - 05.01	1753	D	66 kW	520	96
ESCORT VI (GAL, AAL, ABL) 1.8 Turbo D	RVA	12.95 - 10.98	1753	D	51 kW	521	100
ESCORT VI (GAL, AAL, ABL) 1.8	RDA	02.00 - 11.01	1796	B	67 kW	517	77
ESCORT VI (GAL, AAL, ABL) RS 2000 4x4	N7A	02.95 - 10.98	1998	B	110 kW	525	129
ESCORT VI (GAL, AAL, ABL) RS 2000	N7A	02.95 - 02.98	1998	B	110 kW	525	129
ESCORT VI Cabriolet (ALL) 1.4	F4B	02.95 - 08.98	1392	B	55 kW	512	49
ESCORT VI Cabriolet (ALL) 1.6 16V XR3i	L1E	02.95 - 09.99	1597	B	66 kW	511	42
ESCORT VI Cabriolet (ALL) 1.6 16V XR3i	L1H	02.95 - 12.96	1597	B	65 kW	511	41
ESCORT VI Cabriolet (ALL) 1.6 16V XR3i	L1K	02.95 - 09.99	1597	B	66 kW	512	43
ESCORT VI Cabriolet (ALL) 1.8 16V XR3i	RDA	02.95 - 08.98	1796	B	77 kW	517	77
ESCORT VI Cabriolet (ALL) 1.8 16V XR3i	RKC	10.95 - 08.00	1796	B	85 kW	517	77
ESCORT VI Cabriolet (ALL) 1.8 16V XR3i	RQB	02.95 - 08.00	1796	B	96 kW	517	77
ESCORT VI Cabriolet (ALL) 1.8 TD	RFD	09.95 - 08.98	1753	D	66 kW	520	96
ESCORT VI Cabriolet (ALL) 1.8 TD	RFK	09.95 - 08.98	1753	D	66 kW	520	96
ESCORT VI Cabriolet (ALL) 1.8 TD	RFS	09.95 - 08.98	1753	D	66 kW	520	96
ESCORT VI Cabriolet (ALL) 1.8 Turbo D	RVA	10.96 - 08.99	1753	D	51 kW	521	100
ESCORT VI Cabriolet (ALL) 2.0	BF2	03.95 - 11.98	1984	B	86 kW	521	101
ESCORT VI Express (AVL) 1.3	J6A	01.95 - 08.97	1299	B	44 kW	509	26
ESCORT VI Express (AVL) 1.4	F4B	01.95 - 08.00	1392	B	54 kW	512	49
ESCORT VI Express (AVL) 1.8 D	RTE	01.95 - 08.00	1753	D	44 kW	521	99
ESCORT VI Express (AVL) 1.8 D	RTF	01.95 - 08.00	1753	D	44 kW	521	99
ESCORT VI Express (AVL) 1.8 D	RTH	01.95 - 08.00	1753	D	44 kW	521	99
ESCORT VI Express (AVL) 1.8 TD	RFD	01.95 - 08.00	1753	D	66 kW	520	96
ESCORT VI Express (AVL) 1.8 TD	RFK	01.95 - 08.00	1753	D	66 kW	520	96
ESCORT VI Express (AVL) 1.8 TD	RFS	01.95 - 08.00	1753	D	66 kW	520	96
ESCORT VI Express (AVL) 1.8 Turbo D	RVA	12.95 - 06.01	1753	D	51 kW	521	100
ESCORT VI Stufenheck (GAL, AFL) 1.3	J4B	01.95 - 02.99	1299	B	44 kW	509	25
ESCORT VI Stufenheck (GAL, AFL) 1.3	J6A	01.95 - 02.99	1299	B	44 kW	509	26
ESCORT VI Stufenheck (GAL, AFL) 1.4	F4B	01.95 - 02.99	1392	B	55 kW	512	49
ESCORT VI Stufenheck (GAL, AFL) 1.4	F4B	01.95 - 12.96	1392	B	54 kW	512	49
ESCORT VI Stufenheck (GAL, AFL) 1.4	FUH	01.95 - 02.99	1392	B	55 kW	512	49
ESCORT VI Stufenheck (GAL, AFL) 1.6 i 16V	L1E	01.95 - 02.99	1597	B	66 kW	511	42
ESCORT VI Stufenheck (GAL, AFL) 1.6 i 16V	L1H	01.95 - 08.95	1597	B	65 kW	511	41
ESCORT VI Stufenheck (GAL, AFL) 1.6 i 16V	L1K	01.95 - 02.99	1597	B	66 kW	512	43
ESCORT VI Stufenheck (GAL, AFL) 1.6	L1K	01.01 - 08.02	1597	B	70 kW	512	43
ESCORT VI Stufenheck (GAL, AFL) 1.8 16V	RDA	01.95 - 08.95	1796	B	77 kW	517	77
ESCORT VI Stufenheck (GAL, AFL) 1.8 16V	RKC	01.95 - 02.99	1796	B	85 kW	517	77
ESCORT VI Stufenheck (GAL, AFL) 1.8 D	RTE	01.95 - 02.99	1753	D	44 kW	521	99
ESCORT VI Stufenheck (GAL, AFL) 1.8 D	RTF	01.95 - 02.99	1753	D	44 kW	521	99
ESCORT VI Stufenheck (GAL, AFL) 1.8 D	RTH	01.95 - 02.99	1753	D	44 kW	521	99
ESCORT VI Stufenheck (GAL, AFL) 1.8 TD	RFD	01.95 - 05.01	1753	D	66 kW	520	96
ESCORT VI Stufenheck (GAL, AFL) 1.8 TD	RFK	01.95 - 05.01	1753	D	66 kW	520	96
ESCORT VI Stufenheck (GAL, AFL) 1.8 TD	RFN	01.95 - 05.01	1753	D	66 kW	519	91
ESCORT VI Stufenheck (GAL, AFL) 1.8 TD	RFS	01.95 - 05.01	1753	D	66 kW	520	96
ESCORT VI Stufenheck (GAL, AFL) 1.8 Turbo D	RVA	12.95 - 02.99	1753	D	51 kW	521	100








ESCORT VI Turnier (GAL, ANL) 1.3	J4B	01.95 - 01.99	1299	B	44 kW	509	25
ESCORT VI Turnier (GAL, ANL) 1.3	J6A	01.95 - 01.99	1299	B	44 kW	509	26
ESCORT VI Turnier (GAL, ANL) 1.4	F4B	01.95 - 02.99	1392	B	55 kW	512	49
ESCORT VI Turnier (GAL, ANL) 1.4	F4B	01.95 - 12.96	1392	B	54 kW	512	49
ESCORT VI Turnier (GAL, ANL) 1.4	FUH	01.95 - 02.99	1392	B	55 kW	512	49
ESCORT VI Turnier (GAL, ANL) 1.6 16V	L1E	01.95 - 02.99	1597	B	66 kW	511	42
ESCORT VI Turnier (GAL, ANL) 1.6 16V	L1K	01.95 - 02.99	1597	B	66 kW	512	43
ESCORT VI Turnier (GAL, ANL) 1.6 i 16V	L1H	01.95 - 08.95	1597	B	65 kW	511	41
ESCORT VI Turnier (GAL, ANL) 1.8 16V	RDA	01.95 - 08.95	1796	B	77 kW	517	77
ESCORT VI Turnier (GAL, ANL) 1.8 16V	RKC	01.95 - 10.02	1796	B	85 kW	517	77
ESCORT VI Turnier (GAL, ANL) 1.8 D	RTE	01.95 - 02.99	1753	D	44 kW	521	99
ESCORT VI Turnier (GAL, ANL) 1.8 D	RTF	01.95 - 02.99	1753	D	44 kW	521	99
ESCORT VI Turnier (GAL, ANL) 1.8 D	RTH	01.95 - 02.99	1753	D	44 kW	521	99
ESCORT VI Turnier (GAL, ANL) 1.8 TD	RFD	01.95 - 05.01	1753	D	66 kW	520	96
ESCORT VI Turnier (GAL, ANL) 1.8 TD	RFK	01.95 - 05.01	1753	D	66 kW	520	96
ESCORT VI Turnier (GAL, ANL) 1.8 TD	RFS	01.95 - 05.01	1753	D	66 kW	520	96
ESCORT VI Turnier (GAL, ANL) 1.8 Turbo D	RVA	12.95 - 02.99	1753	D	51 kW	521	100
FIESTA I (GFBT) 0.9	TKA	05.76 - 08.83	957	B	29 kW	508	21
FIESTA I (GFBT) 0.9	TKW	05.76 - 08.83	957	B	29 kW	508	22
FIESTA I (GFBT) 0.9	TLA	05.76 - 08.83	957	B	33 kW	508	20
FIESTA I (GFBT) 1.6 XR2	L3E	08.81 - 08.83	1598	B	62 kW	518	81
FIESTA I (GFBT) 1.6 XR2	L3E	09.81 - 08.83	1598	B	71 kW	518	81
FIESTA II (FBD) 1.0 (FBD)	TKB	09.83 - 02.89	957	B	33 kW	508	22
FIESTA II (FBD) 1.1 (FBD)	GLC	09.83 - 02.89	1117	B	37 kW	508	22
FIESTA II (FBD) 1.1 (FBD)	GSF	09.83 - 02.89	1117	B	37 kW	508	22
FIESTA II (FBD) 1.3 (FBD)	JPC	09.83 - 01.87	1297	B	51 kW	516	71
FIESTA II (FBD) 1.3	JPC	09.83 - 09.89	1297	B	51 kW	516	71
FIESTA II (FBD) 1.4 (FBD)	F6A	10.86 - 02.89	1393	B	52 kW	512	49
FIESTA II (FBD) 1.4 (FBD)	F6C	10.86 - 02.89	1392	B	52 kW	512	49
FIESTA II (FBD) 1.4 (FBD)	FUB	10.85 - 11.89	1392	B	55 kW	512	49
FIESTA II (FBD) 1.4 (FBD)	FUD	02.87 - 02.89	1392	B	54 kW	512	49
FIESTA II (FBD) 1.4	FUBA	09.83 - 01.87	1392	B	51 kW	512	47
FIESTA II (FBD) 1.6 D (FBD)	LTB	04.84 - 02.89	1608	D	40 kW	516	74
FIESTA II (FBD) 1.6 XR2 (FBD)	LUB	04.84 - 02.89	1597	B	71 kW	516	71
FIESTA II (FBD) 1.6 XR2 (FBD)	LUD	03.84 - 02.89	1597	B	70 kW	516	73
FIESTA II (FBD) 1.6	LP3	01.85 - 11.89	1597	B	58 kW	516	71
FIESTA III (GFJ) 1.0	TLB	03.89 - 12.95	999	B	33 kW	505	3
FIESTA III (GFJ) 1.1	G6A	03.89 - 12.95	1119	B	37 kW	505	2
FIESTA III (GFJ) 1.1	GUD	03.89 - 12.95	1119	B	40 kW	505	1
FIESTA III (GFJ) 1.1	GUE	03.89 - 12.95	1119	B	40 kW	505	1
FIESTA III (GFJ) 1.3 Cat	J6B	05.91 - 01.97	1299	B	44 kW	509	25
FIESTA III (GFJ) 1.3	JBB	03.89 - 01.97	1297	B	44 kW	507	18
FIESTA III (GFJ) 1.3	JBC	03.89 - 12.92	1299	B	44 kW	508	24
FIESTA III (GFJ) 1.3	JBC	03.89 - 01.97	1299	B	44 kW	508	24
FIESTA III (GFJ) 1.4	F4A	03.89 - 12.95	1392	B	54 kW	512	49
FIESTA III (GFJ) 1.4	F6E	03.89 - 12.95	1392	B	52 kW	512	49
FIESTA III (GFJ) 1.4	FUF	11.92 - 12.96	1392	B	55 kW	512	49
FIESTA III (GFJ) 1.4	FUG	03.89 - 12.95	1392	B	54 kW	512	49
FIESTA III (GFJ) 1.4	FUJ	03.89 - 12.95	1392	B	54 kW	512	49
FIESTA III (GFJ) 1.6 Turbo (FBJT)	LHA	03.90 - 10.92	1598	B	96 kW	516	73
FIESTA III (GFJ) 1.6 XR2i	LJC	03.89 - 01.94	1597	B	81 kW	516	73
FIESTA III (GFJ) 1.6 XR2i	LJD	03.89 - 03.93	1598	B	76 kW	516	73
FIESTA III (GFJ) 1.6 i 16V	L1G	01.94 - 12.95	1597	B	65 kW	511	40
FIESTA III (GFJ) 1.6	LUH	01.89 - 01.94	1597	B	65 kW	512	44
FIESTA III (GFJ) 1.6	LUH	03.89 - 12.92	1597	B	66 kW	512	44
FIESTA III (GFJ) 1.8 16V	RDB	02.92 - 12.95	1796	B	77 kW	517	77
FIESTA III (GFJ) 1.8 D	RTC	03.89 - 01.97	1753	D	44 kW	521	99
FIESTA III (GFJ) 1.8 D	RTD	03.89 - 01.97	1753	D	44 kW	520	98
FIESTA III (GFJ) 1.8 D	RTG	03.89 - 01.97	1753	D	44 kW	521	99
FIESTA III (GFJ) 1.8 TD	RFL	03.93 - 12.95	1753	D	55 kW	520	96
FIESTA III (GFJ) 1.8 XR2i 16V	RQC	02.92 - 12.95	1796	B	96 kW	517	80
FIESTA IV (JA_, JB_) 1.25 i 16V	DHA	08.95 - 01.02	1242	B	55 kW	506	7

			<b>ccm</b>		<b>kw</b>		<b>1</b> POS
FIESTA IV (JA_, JB_) 1.25 i 16V	DHB	08.95 - 01.02	1242	B	55 kW	506	7
FIESTA IV (JA_, JB_) 1.25 i 16V	DHC	08.95 - 01.02	1242	B	55 kW	506	7
FIESTA IV (JA_, JB_) 1.25 i 16V	DHD	08.95 - 01.02	1242	B	55 kW	506	7
FIESTA IV (JA_, JB_) 1.25 i 16V	DHE	08.95 - 01.02	1242	B	55 kW	506	7
FIESTA IV (JA_, JB_) 1.25 i 16V	DHF	08.95 - 01.02	1242	B	55 kW	506	7
FIESTA IV (JA_, JB_) 1.25 i 16V	DHG	08.95 - 01.02	1242	B	55 kW	506	7
FIESTA IV (JA_, JB_) 1.3 i	JAC	08.95 - 04.02	1299	B	44 kW	508	24
FIESTA IV (JA_, JB_) 1.3 i	JAJ	08.95 - 04.02	1299	B	44 kW	508	24
FIESTA IV (JA_, JB_) 1.3 i	JAL	08.95 - 04.02	1299	B	44 kW	508	24
FIESTA IV (JA_, JB_) 1.3 i	JAQ	08.95 - 04.02	1299	B	44 kW	508	24
FIESTA IV (JA_, JB_) 1.3 i	JAR	08.95 - 04.02	1299	B	44 kW	508	24
FIESTA IV (JA_, JB_) 1.3 i	JAT	08.95 - 04.02	1299	B	44 kW	508	24
FIESTA IV (JA_, JB_) 1.3 i	JBC	08.95 - 04.02	1299	B	44 kW	508	24
FIESTA IV (JA_, JB_) 1.3 i	JJA	08.95 - 01.02	1299	B	37 kW	509	25
FIESTA IV (JA_, JB_) 1.3 i	JJC	08.95 - 01.02	1299	B	37 kW	509	26
FIESTA IV (JA_, JB_) 1.3 i	JJE	08.95 - 01.02	1299	B	37 kW	509	25
FIESTA IV (JA_, JB_) 1.3 i	JJJ	08.95 - 01.02	1299	B	37 kW	509	25
FIESTA IV (JA_, JB_) 1.3 i	JJK	08.95 - 01.02	1299	B	37 kW	509	25
FIESTA IV (JA_, JB_) 1.3 i	JJM	08.95 - 01.02	1299	B	37 kW	509	25
FIESTA IV (JA_, JB_) 1.4 Flite	F4B	01.98 - 12.03	1392	B	54 kW	512	49
FIESTA IV (JA_, JB_) 1.4 i 16V	FHA	04.96 - 01.02	1388	B	66 kW	510	36
FIESTA IV (JA_, JB_) 1.4 i 16V	FHE	04.96 - 01.02	1388	B	66 kW	511	38
FIESTA IV (JA_, JB_) 1.6 16V Sport	L1T	02.00 - 01.02	1596	B	76 kW	514	58
FIESTA IV (JA_, JB_) 1.6 16V Sport	L1V	02.00 - 01.02	1596	B	76 kW	514	58
FIESTA IV (JA_, JB_) 1.6	L1V	02.99 - 09.02	1596	B	72 kW	514	58
FIESTA IV (JA_, JB_) 1.6	L1V	02.99 - 09.02	1596	B	70 kW	514	58
FIESTA IV (JA_, JB_) 1.8 DI	RTN	04.00 - 01.02	1753	D	55 kW	520	94
FIESTA IV (JA_, JB_) 1.8 DI	RTP	04.00 - 01.02	1753	D	55 kW	520	94
FIESTA IV (JA_, JB_) 1.8 DI	RTQ	04.00 - 01.02	1753	D	55 kW	520	94
FIESTA IV (JA_, JB_) 1.8 D	RTJ	08.95 - 09.02	1753	D	44 kW	521	99
FIESTA IV (JA_, JB_) 1.8 D	RTK	08.95 - 09.02	1753	D	44 kW	521	99
FIESTA Kasten/Großraumlimousine (F3L, F5L) 1.3	J6B	09.91 - 02.96	1299	B	44 kW	509	25
FIESTA Kasten/Großraumlimousine (F3L, F5L) 1.8 D	RTC	09.91 - 02.96	1753	D	44 kW	521	99
FIESTA Kasten/Großraumlimousine (F3L, F5L) 1.8 D	RTD	09.91 - 02.96	1753	D	44 kW	520	98
FIESTA Kasten/Großraumlimousine (F3L, F5L) 1.8 D	RTG	09.91 - 02.96	1753	D	44 kW	521	99
FIESTA Kasten/Großraumlimousine (J5_, J3_) 1.3	JAC	02.96 - 08.03	1299	B	44 kW	508	24
FIESTA Kasten/Großraumlimousine (J5_, J3_) 1.3	JAJ	02.96 - 08.03	1299	B	44 kW	508	24
FIESTA Kasten/Großraumlimousine (J5_, J3_) 1.3	JAL	02.96 - 08.03	1299	B	44 kW	508	24
FIESTA Kasten/Großraumlimousine (J5_, J3_) 1.3	JAQ	02.96 - 08.03	1299	B	44 kW	508	24
FIESTA Kasten/Großraumlimousine (J5_, J3_) 1.3	JAR	02.96 - 08.03	1299	B	44 kW	508	24
FIESTA Kasten/Großraumlimousine (J5_, J3_) 1.3	JAT	02.96 - 08.03	1299	B	44 kW	508	24
FIESTA Kasten/Großraumlimousine (J5_, J3_) 1.4 i	FHA	04.96 - 10.99	1388	B	66 kW	510	36
FIESTA Kasten/Großraumlimousine (J5_, J3_) 1.8 DI	RTN	09.00 - 08.03	1753	D	55 kW	520	94
FIESTA Kasten/Großraumlimousine (J5_, J3_) 1.8 DI	RTP	09.00 - 08.03	1753	D	55 kW	520	94
FIESTA Kasten/Großraumlimousine (J5_, J3_) 1.8 D	RTJ	02.96 - 04.02	1753	D	44 kW	521	99
FIESTA Kasten/Großraumlimousine (J5_, J3_) 1.8 D	RTK	02.96 - 04.02	1753	D	44 kW	521	99
FIESTA Kasten/Schrägheck (FVD) 1.0	TKB	08.83 - 11.89	957	B	33 kW	508	22
FIESTA Kasten/Schrägheck (FVD) 1.0	TLB	04.89 - 12.91	999	B	33 kW	505	3
FIESTA Kasten/Schrägheck (FVD) 1.1	G6A	12.91 - 08.95	1119	B	37 kW	505	2
FIESTA Kasten/Schrägheck (FVD) 1.1	GUD	04.89 - 12.92	1119	B	40 kW	505	1
FIESTA Kasten/Schrägheck (FVD) 1.1	GUE	04.89 - 12.92	1119	B	40 kW	505	1
FIESTA Kasten/Schrägheck (FVD) 1.4	F6A	09.86 - 09.89	1393	B	52 kW	512	49
FIESTA Kasten/Schrägheck (FVD) 1.6 D	LTB	09.83 - 09.89	1608	D	40 kW	516	74
FIESTA Kasten/Schrägheck (FVD) 1.8 D (FVJ)	RTC	03.89 - 12.95	1753	D	44 kW	521	99
FIESTA Kasten/Schrägheck (FVD) 1.8 D (FVJ)	RTD	03.89 - 12.95	1753	D	44 kW	520	98
FIESTA Kasten/Schrägheck (FVD) 1.8 D (FVJ)	RTG	03.89 - 12.95	1753	D	44 kW	521	99
FIESTA Kasten/Schrägheck (JV_) 1.4	FHA	08.98 - 04.02	1388	B	66 kW	510	36
FIESTA Kasten/Schrägheck (JV_) D 1.8	RTJ	05.98 - 04.02	1753	D	44 kW	521	99
FIESTA Kasten/Schrägheck (JV_) D 1.8	RTK	05.98 - 04.02	1753	D	44 kW	521	99
FIESTA Kasten/Schrägheck (JV_) TD 1.8	RTN	03.00 - 08.03	1753	D	55 kW	520	94
FIESTA Kasten/Schrägheck (JV_) TD 1.8	RTP	03.00 - 08.03	1753	D	55 kW	520	94
FIESTA Kasten/Schrägheck (JV_) TD 1.8	RTQ	03.00 - 08.03	1753	D	55 kW	520	94










FIESTA Kasten/Schrägheck (WFVT) 1.0 (WFVT)	TKA	10.77 - 11.86	957	B	29 kW	508	21
FIESTA Stufenheck 1.0 EcoBoost	M1JE	09.13	998	B	92 kW	506	9
FIESTA Stufenheck 1.0 EcoBoost	M1JH	09.13	998	B	92 kW	506	9
FIESTA Stufenheck 1.4 TDCi	F6JC	05.02 - 12.14	1399	D	50 kW	507	15
FIESTA Stufenheck 1.4 TDCi	KVJA	05.02 - 12.14	1399	D	50 kW	507	17
FIESTA Stufenheck 1.5 TDCi	15DSOX	01.11 - 12.16	1499	D	67 kW	506	12
FIESTA Stufenheck 1.6 TDCi	HHJC	10.10	1560	D	66 kW	509	30
FIESTA Stufenheck 1.6 Ti	HXJA	04.10	1596	B	88 kW	513	54
FIESTA Stufenheck 1.6 Ti	HXJB	04.10	1596	B	88 kW	513	54
FIESTA Stufenheck 1.6 Ti	IQJA	03.15	1596	B	77 kW	514	57
FIESTA Stufenheck 1.6	HXJA	10.10	1596	B	89 kW	513	54
FIESTA Stufenheck 1.6	HXJB	10.10	1596	B	89 kW	513	54
FIESTA V (JH_, JD_) 1.25 16V	FUJA	05.02 - 06.08	1242	B	55 kW	506	8
FIESTA V (JH_, JD_) 1.25 16V	FUJB	05.02 - 06.08	1242	B	55 kW	506	8
FIESTA V (JH_, JD_) 1.25 16V	M7JA	03.03 - 06.08	1242	B	51 kW	506	8
FIESTA V (JH_, JD_) 1.25 16V	M7JB	03.03 - 06.08	1242	B	51 kW	506	8
FIESTA V (JH_, JD_) 1.3 ROCAM	A9JA	01.02 - 12.04	1299	B	55 kW	509	26
FIESTA V (JH_, JD_) 1.3	A9JA	11.01 - 06.08	1299	B	51 kW	509	26
FIESTA V (JH_, JD_) 1.3	A9JB	11.01 - 06.08	1299	B	51 kW	509	26
FIESTA V (JH_, JD_) 1.4 16V	FXJA	11.01 - 06.08	1388	B	59 kW	512	45
FIESTA V (JH_, JD_) 1.4 16V	FXJB	11.01 - 06.08	1388	B	59 kW	512	45
FIESTA V (JH_, JD_) 1.4 TDCi	F6JA	11.01 - 06.08	1399	D	50 kW	507	14
FIESTA V (JH_, JD_) 1.4 TDCi	F6JB	11.01 - 06.08	1399	D	50 kW	507	14
FIESTA V (JH_, JD_) 1.6 16V	FYJA	11.01 - 06.08	1596	B	74 kW	513	51
FIESTA V (JH_, JD_) 1.6 16V	FYJB	11.01 - 06.08	1596	B	74 kW	513	51
FIESTA V (JH_, JD_) 1.6 TDCi	HHJA	11.04 - 06.08	1560	D	66 kW	509	30
FIESTA V (JH_, JD_) 1.6 TDCi	HHJB	11.04 - 06.08	1560	D	66 kW	509	30
FIESTA V Van 1.3	A9JA	10.03 - 07.05	1299	B	51 kW	509	26
FIESTA V Van 1.3	A9JB	10.03 - 07.05	1299	B	51 kW	509	26
FIESTA V Van 1.4 TDCi	F6JA	10.03 - 12.10	1399	D	50 kW	507	14
FIESTA V Van 1.4 TDCi	F6JB	10.03 - 12.10	1399	D	50 kW	507	14
FIESTA V Van 1.4	FXJA	05.02 - 09.05	1388	B	59 kW	512	45
FIESTA V Van 1.6 TDCi	HHJA	04.07 - 09.09	1560	D	66 kW	509	30
FIESTA V Van 1.6 TDCi	HHJB	04.07 - 09.09	1560	D	66 kW	509	30
FIESTA V Van 1.6 TDCi	HHJD	04.07 - 09.09	1560	D	66 kW	509	30
FIESTA VI (CB1, CCN) 1.0 EcoBoost	M1JE	06.11	998	B	92 kW	506	9
FIESTA VI (CB1, CCN) 1.0 EcoBoost	M1JH	06.11	998	B	92 kW	506	9
FIESTA VI (CB1, CCN) 1.0 EcoBoost	SFJA	01.13	998	B	74 kW	506	9
FIESTA VI (CB1, CCN) 1.0 EcoBoost	SFJB	01.13	998	B	74 kW	506	9
FIESTA VI (CB1, CCN) 1.0 EcoBoost	SFJC	01.13	998	B	74 kW	506	9
FIESTA VI (CB1, CCN) 1.0 EcoBoost	SFJD	01.13	998	B	74 kW	506	9
FIESTA VI (CB1, CCN) 1.0 Sport	YYJA	05.14 - 04.17	998	B	103 kW	506	9
FIESTA VI (CB1, CCN) 1.0 Sport	YYJB	05.14 - 04.17	998	B	103 kW	506	9
FIESTA VI (CB1, CCN) 1.0	P4JA	10.12 - 04.17	998	B	59 kW	506	9
FIESTA VI (CB1, CCN) 1.0	P4JB	10.12 - 04.17	998	B	59 kW	506	9
FIESTA VI (CB1, CCN) 1.0	P4JC	10.12 - 04.17	998	B	59 kW	506	9
FIESTA VI (CB1, CCN) 1.0	P4JD	10.12 - 04.17	998	B	59 kW	506	9
FIESTA VI (CB1, CCN) 1.0	XMJA	01.13 - 04.17	998	B	48 kW	506	9
FIESTA VI (CB1, CCN) 1.0	XMJB	01.13 - 04.17	998	B	48 kW	506	9
FIESTA VI (CB1, CCN) 1.25	SNJA	06.08 - 04.17	1242	B	60 kW	506	8
FIESTA VI (CB1, CCN) 1.25	SNJB	06.08 - 04.17	1242	B	60 kW	506	8
FIESTA VI (CB1, CCN) 1.4 LPG	SPJA	01.09 - 04.17	1388	B/G	71 kW	512	45
FIESTA VI (CB1, CCN) 1.4 LPG	SPJC	01.09 - 04.17	1388	B/G	71 kW	512	45
FIESTA VI (CB1, CCN) 1.4 TDCi	F6JB	08.08 - 09.12	1399	D	50 kW	507	14
FIESTA VI (CB1, CCN) 1.4 TDCi	F6JD	07.10 - 09.12	1399	D	51 kW	507	16
FIESTA VI (CB1, CCN) 1.4 TDCi	F6JD	08.08 - 09.12	1399	D	50 kW	507	16
FIESTA VI (CB1, CCN) 1.4 TDCi	KVJA	07.10 - 09.12	1399	D	51 kW	507	17
FIESTA VI (CB1, CCN) 1.4	SPJA	10.08	1388	B	71 kW	512	45
FIESTA VI (CB1, CCN) 1.4	SPJC	10.08	1388	B	71 kW	512	45
FIESTA VI (CB1, CCN) 1.5 TDCi	UGJC	09.12 - 04.17	1499	D	55 kW	506	12
FIESTA VI (CB1, CCN) 1.5 TDCi	XUJA	09.12 - 04.17	1499	D	55 kW	506	13
FIESTA VI (CB1, CCN) 1.5 TDCi	XUJB	09.12 - 04.17	1499	D	55 kW	506	13








			<b>ccm</b>		<b>kw</b>		<b>1 POS</b>
FIESTA VI (CB1, CCN) 1.5 TDCi	XVJB	05.15 - 04.17	1499	D	70 kW	506	12
FIESTA VI (CB1, CCN) 1.5 TDCi	XVJC	05.15 - 04.17	1499	D	70 kW	506	12
FIESTA VI (CB1, CCN) 1.6 ST	JTJA	03.13 - 12.19	1596	B	134 kW	514	57
FIESTA VI (CB1, CCN) 1.6 ST	JTJB	03.13 - 12.19	1596	B	134 kW	514	57
FIESTA VI (CB1, CCN) 1.6 TDCi	HHJC	06.08 - 12.12	1560	D	66 kW	509	30
FIESTA VI (CB1, CCN) 1.6 TDCi	HHJD	06.08 - 12.12	1560	D	66 kW	509	30
FIESTA VI (CB1, CCN) 1.6 TDCi	HHJE	06.08 - 12.12	1560	D	66 kW	509	30
FIESTA VI (CB1, CCN) 1.6 TDCi	HHJF	06.08 - 12.12	1560	D	55 kW	509	30
FIESTA VI (CB1, CCN) 1.6 TDCi	T3JA	02.10 - 12.15	1560	D	70 kW	510	32
FIESTA VI (CB1, CCN) 1.6 TDCi	TZJA	02.10 - 12.15	1560	D	70 kW	510	34
FIESTA VI (CB1, CCN) 1.6 TDCi	TZJB	02.10 - 12.15	1560	D	70 kW	510	34
FIESTA VI (CB1, CCN) 1.6 TDCi	UBJA	06.08 - 12.12	1560	D	55 kW	509	30
FIESTA VI (CB1, CCN) 1.6 Ti	HXJA	06.08 - 04.14	1596	B	88 kW	513	54
FIESTA VI (CB1, CCN) 1.6 Ti	HXJB	06.08 - 04.14	1596	B	88 kW	513	54
FIESTA VI (CB1, CCN) 1.6 Ti	IQJA	01.10	1596	B	77 kW	514	57
FIESTA VI (CB1, CCN) 1.6	HXJA	10.10	1596	B	89 kW	513	54
FIESTA VI Van 1.0 EcoBoost	M1JE	09.12	998	B	92 kW	506	9
FIESTA VI Van 1.0 EcoBoost	M1JH	09.12	998	B	92 kW	506	9
FIESTA VI Van 1.0 EcoBoost	SFJA	01.13	998	B	74 kW	506	9
FIESTA VI Van 1.0 EcoBoost	SFJB	01.13	998	B	74 kW	506	9
FIESTA VI Van 1.0 EcoBoost	SFJC	01.13	998	B	74 kW	506	9
FIESTA VI Van 1.0 EcoBoost	SFJD	01.13	998	B	74 kW	506	9
FIESTA VI Van 1.0 EcoBoost	YYJA	05.14	998	B	103 kW	506	9
FIESTA VI Van 1.0 EcoBoost	YYJB	05.14	998	B	103 kW	506	9
FIESTA VI Van 1.0	P4JA	10.12	998	B	59 kW	506	9
FIESTA VI Van 1.0	P4JB	10.12	998	B	59 kW	506	9
FIESTA VI Van 1.0	P4JC	10.12	998	B	59 kW	506	9
FIESTA VI Van 1.0	P4JD	10.12	998	B	59 kW	506	9
FIESTA VI Van 1.0	XMJA	01.13	998	B	48 kW	506	9
FIESTA VI Van 1.0	XMJB	01.13	998	B	48 kW	506	9
FIESTA VI Van 1.25	SNJA	01.09	1242	B	60 kW	506	8
FIESTA VI Van 1.25	SNJB	01.09	1242	B	60 kW	506	8
FIESTA VI Van 1.4 TDCi	F6JB	01.09	1399	D	50 kW	507	14
FIESTA VI Van 1.4 TDCi	F6JD	07.10	1399	D	51 kW	507	16
FIESTA VI Van 1.4 TDCi	F6JD	01.09	1399	D	50 kW	507	16
FIESTA VI Van 1.4 TDCi	KVJA	07.10	1399	D	51 kW	507	17
FIESTA VI Van 1.4	SPJA	10.08 - 12.12	1388	B	71 kW	512	45
FIESTA VI Van 1.4	SPJC	10.08 - 12.12	1388	B	71 kW	512	45
FIESTA VI Van 1.5 TDCi	UGJC	10.12	1499	D	55 kW	506	12
FIESTA VI Van 1.5 TDCi	XUJA	10.12	1499	D	55 kW	506	13
FIESTA VI Van 1.5 TDCi	XUJB	10.12	1499	D	55 kW	506	13
FIESTA VI Van 1.5 TDCi	XVJB	05.15	1499	D	70 kW	506	12
FIESTA VI Van 1.5 TDCi	XVJC	05.15	1499	D	70 kW	506	12
FIESTA VI Van 1.6 ST	JTJA	03.13	1596	B	134 kW	514	57
FIESTA VI Van 1.6 ST	JTJB	03.13	1596	B	134 kW	514	57
FIESTA VI Van 1.6 TDCi	HHJC	01.09	1560	D	66 kW	509	30
FIESTA VI Van 1.6 TDCi	HHJD	01.09	1560	D	66 kW	509	30
FIESTA VI Van 1.6 TDCi	HHJE	01.09	1560	D	66 kW	509	30
FIESTA VI Van 1.6 TDCi	T3JA	02.10	1560	D	70 kW	510	32
FIESTA VI Van 1.6 TDCi	TZJA	02.10	1560	D	70 kW	510	34
FIESTA VI Van 1.6 TDCi	TZJB	02.10	1560	D	70 kW	510	34
FIESTA VI Van 1.6 Ti-VCT	HXJA	10.08 - 12.12	1596	B	88 kW	513	54
FIESTA VI Van 1.6 Ti-VCT	HXJB	10.08 - 12.12	1596	B	88 kW	513	54
FIESTA VII (HJ, HF) 1.0 EcoBoost Active	M1JL	04.18	998	B	92 kW	506	9
FIESTA VII (HJ, HF) 1.0 EcoBoost Active	M1JM	04.18	998	B	92 kW	506	9
FIESTA VII (HJ, HF) 1.0 EcoBoost Active	SFJE	04.18	998	B	74 kW	506	9
FIESTA VII (HJ, HF) 1.0 EcoBoost Active	SFJF	04.18	998	B	74 kW	506	9
FIESTA VII (HJ, HF) 1.0 EcoBoost Active	SFJH	04.18	998	B	74 kW	506	9
FIESTA VII (HJ, HF) 1.0 EcoBoost Active	SFJJ	04.18	998	B	74 kW	506	9
FIESTA VII (HJ, HF) 1.0 EcoBoost Active	SFJK	04.18	998	B	74 kW	506	9
FIESTA VII (HJ, HF) 1.0 EcoBoost Active	SFJN	04.18	998	B	74 kW	506	9
FIESTA VII (HJ, HF) 1.0 EcoBoost Active	SFJP	04.18	998	B	74 kW	506	9








FIESTA VII (HJ, HF) 1.0 EcoBoost Active	YYJE	04.18	998	B	103 kW	506	9
FIESTA VII (HJ, HF) 1.0 EcoBoost	M1JL	05.17	998	B	92 kW	506	9
FIESTA VII (HJ, HF) 1.0 EcoBoost	M1JM	05.17	998	B	92 kW	506	9
FIESTA VII (HJ, HF) 1.0 EcoBoost	SFJE	05.17	998	B	74 kW	506	9
FIESTA VII (HJ, HF) 1.0 EcoBoost	SFJF	05.17	998	B	74 kW	506	9
FIESTA VII (HJ, HF) 1.0 EcoBoost	SFJH	05.17	998	B	74 kW	506	9
FIESTA VII (HJ, HF) 1.0 EcoBoost	SFJJ	05.17	998	B	74 kW	506	9
FIESTA VII (HJ, HF) 1.0 EcoBoost	SFJK	05.17	998	B	74 kW	506	9
FIESTA VII (HJ, HF) 1.0 EcoBoost	SFJN	05.17	998	B	74 kW	506	9
FIESTA VII (HJ, HF) 1.0 EcoBoost	SFJP	05.17	998	B	74 kW	506	9
FIESTA VII (HJ, HF) 1.0 EcoBoost	YYJE	06.17	998	B	103 kW	506	9
FIESTA VII (HJ, HF) 1.5 TDCi Active	XUJC	04.18	1499	D	63 kW	506	13
FIESTA VII (HJ, HF) 1.5 TDCi Active	XUJD	04.18	1499	D	63 kW	506	13
FIESTA VII (HJ, HF) 1.5 TDCi Active	XUJE	04.18	1499	D	63 kW	506	13
FIESTA VII (HJ, HF) 1.5 TDCi Active	XUJF	04.18	1499	D	63 kW	506	13
FIESTA VII (HJ, HF) 1.5 TDCi Active	XUJG	04.18	1499	D	63 kW	506	13
FIESTA VII (HJ, HF) 1.5 TDCi Active	XUJK	04.18	1499	D	63 kW	506	13
FIESTA VII (HJ, HF) 1.5 TDCi Active	XUJL	04.18	1499	D	63 kW	506	13
FIESTA VII (HJ, HF) 1.5 TDCi Active	XUJM	04.18	1499	D	63 kW	506	13
FIESTA VII (HJ, HF) 1.5 TDCi Active	XUJN	04.18	1499	D	63 kW	506	13
FIESTA VII (HJ, HF) 1.5 TDCi Active	XWJA	05.17	1499	D	88 kW	506	12
FIESTA VII (HJ, HF) 1.5 TDCi Active	XWJB	05.17	1499	D	88 kW	506	12
FIESTA VII (HJ, HF) 1.5 TDCi Active	XWJC	05.17	1499	D	88 kW	506	12
FIESTA VII (HJ, HF) 1.5 TDCi	XUJC	05.17	1499	D	63 kW	506	13
FIESTA VII (HJ, HF) 1.5 TDCi	XUJD	05.17	1499	D	63 kW	506	13
FIESTA VII (HJ, HF) 1.5 TDCi	XUJE	05.17	1499	D	63 kW	506	13
FIESTA VII (HJ, HF) 1.5 TDCi	XUJF	05.17	1499	D	63 kW	506	13
FIESTA VII (HJ, HF) 1.5 TDCi	XUJG	05.17	1499	D	63 kW	506	13
FIESTA VII (HJ, HF) 1.5 TDCi	XUJK	05.17	1499	D	63 kW	506	13
FIESTA VII (HJ, HF) 1.5 TDCi	XUJL	05.17	1499	D	63 kW	506	13
FIESTA VII (HJ, HF) 1.5 TDCi	XUJM	05.17	1499	D	63 kW	506	13
FIESTA VII (HJ, HF) 1.5 TDCi	XUJN	05.17	1499	D	63 kW	506	13
FIESTA VII (HJ, HF) 1.5 TDCi	XVJE	05.17	1499	D	63 kW	506	13
FIESTA VII (HJ, HF) 1.5 TDCi	XWJA	05.17	1499	D	88 kW	506	12
FIESTA VII (HJ, HF) 1.5 TDCi	XWJB	05.17	1499	D	88 kW	506	12
FIESTA VII (HJ, HF) 1.5 TDCi	XWJC	05.17	1499	D	88 kW	506	12
FIESTA VII Van 1.0 EcoBoost	M1JL	09.18	998	B	92 kW	506	9
FIESTA VII Van 1.0 EcoBoost	M1JM	09.18	998	B	92 kW	506	9
FIESTA VII Van 1.0 EcoBoost	SFJE	04.19	998	B	74 kW	506	9
FIESTA VII Van 1.0 EcoBoost	SFJF	04.19	998	B	74 kW	506	9
FIESTA VII Van 1.0 EcoBoost	SFJH	04.19	998	B	74 kW	506	9
FIESTA VII Van 1.0 EcoBoost	SFJJ	04.19	998	B	74 kW	506	9
FIESTA VII Van 1.0 EcoBoost	SFJK	04.19	998	B	74 kW	506	9
FIESTA VII Van 1.0 EcoBoost	SFJN	04.19	998	B	74 kW	506	9
FIESTA VII Van 1.0 EcoBoost	SFJP	04.19	998	B	74 kW	506	9
FIESTA VII Van 1.0 EcoBoost	YYJE	04.19	998	B	103 kW	506	9
FIESTA VII Van 1.5 TDCi	XUJC	04.19	1499	D	63 kW	506	13
FIESTA VII Van 1.5 TDCi	XUJD	04.19	1499	D	63 kW	506	13
FIESTA VII Van 1.5 TDCi	XUJE	04.19	1499	D	63 kW	506	13
FIESTA VII Van 1.5 TDCi	XUJF	04.19	1499	D	63 kW	506	13
FIESTA VII Van 1.5 TDCi	XUJG	04.19	1499	D	63 kW	506	13
FIESTA VII Van 1.5 TDCi	XUJK	04.19	1499	D	63 kW	506	13
FIESTA VII Van 1.5 TDCi	XUJL	04.19	1499	D	63 kW	506	13
FIESTA VII Van 1.5 TDCi	XUJM	04.19	1499	D	63 kW	506	13
FIESTA VII Van 1.5 TDCi	XUJN	04.19	1499	D	63 kW	506	13
FIESTA VII Van 1.5 TDCi	XWJA	09.18	1499	D	88 kW	506	12
FIESTA VII Van 1.5 TDCi	XWJB	09.18	1499	D	88 kW	506	12
FIESTA VII Van 1.5 TDCi	XWJC	09.18	1499	D	88 kW	506	12
FOCUS C-MAX (DM2) 1.6 TDCi	G8DA	10.03 - 03.07	1560	D	80 kW	509	28
FOCUS C-MAX (DM2) 1.6 TDCi	G8DB	10.03 - 03.07	1560	D	80 kW	509	28
FOCUS C-MAX (DM2) 1.6 TDCi	G8DD	10.03 - 03.07	1560	D	80 kW	509	30
FOCUS C-MAX (DM2) 1.6 TDCi	G8DE	10.03 - 03.07	1560	D	80 kW	509	28

			<b>ccm</b>		<b>kw</b>		<b>1 POS</b>
FOCUS C-MAX (DM2) 1.6 TDCi	G8DF	10.03 - 03.07	1560	D	80 kW	509	28
FOCUS C-MAX (DM2) 1.6 TDCi	HHDA	02.05 - 03.07	1560	D	66 kW	509	30
FOCUS C-MAX (DM2) 1.6 TDCi	HHDB	02.05 - 03.07	1560	D	66 kW	509	30
FOCUS C-MAX (DM2) 1.6 Ti	HXDA	08.04 - 03.07	1596	B	85 kW	513	53
FOCUS C-MAX (DM2) 1.6 Ti	SIDA	08.04 - 03.07	1596	B	85 kW	514	60
FOCUS C-MAX (DM2) 1.6	HWDA	10.03 - 03.07	1596	B	74 kW	513	52
FOCUS C-MAX (DM2) 1.6	HWDB	10.03 - 03.07	1596	B	74 kW	513	52
FOCUS C-MAX (DM2) 1.6	SHDA	10.03 - 03.07	1596	B	74 kW	513	52
FOCUS C-MAX (DM2) 1.6	SHDB	10.03 - 03.07	1596	B	74 kW	513	52
FOCUS C-MAX (DM2) 1.6	SHDC	10.03 - 03.07	1596	B	74 kW	513	52
FOCUS C-MAX (DM2) 1.8 TDCi	KKDA	01.05 - 03.07	1753	D	85 kW	520	94
FOCUS C-MAX (DM2) 1.8 TDCi	KKDB	01.05 - 03.07	1753	D	85 kW	520	94
FOCUS C-MAX (DM2) 2.0 TDCi	G6DA	10.03 - 03.07	1997	D	100 kW	524	118
FOCUS C-MAX (DM2) 2.0 TDCi	G6DB	10.03 - 03.07	1997	D	100 kW	524	118
FOCUS C-MAX (DM2) 2.0 TDCi	G6DC	10.03 - 03.07	1997	D	98 kW	524	121
FOCUS C-MAX (DM2) 2.0 TDCi	G6DD	10.03 - 03.07	1997	D	100 kW	524	121
FOCUS C-MAX (DM2) 2.0 TDCi	G6DE	10.03 - 03.07	1997	D	98 kW	524	121
FOCUS C-MAX (DM2) 2.0 TDCi	G6DF	10.03 - 03.07	1997	D	98 kW	524	121
FOCUS C-MAX (DM2) 2.0 TDCi	G6DG	10.03 - 03.07	1997	D	100 kW	524	121
FOCUS I (DAW, DBW) 1.4 16V	FXDA	10.98 - 11.04	1388	B	55 kW	511	39
FOCUS I (DAW, DBW) 1.4 16V	FXDA	10.98 - 09.99	1388	B	55 kW	511	39
FOCUS I (DAW, DBW) 1.4 16V	FXDB	10.98 - 11.04	1388	B	55 kW	511	39
FOCUS I (DAW, DBW) 1.4 16V	FXDC	10.98 - 11.04	1388	B	55 kW	511	39
FOCUS I (DAW, DBW) 1.4 16V	FXDD	10.98 - 11.04	1388	B	55 kW	511	39
FOCUS I (DAW, DBW) 1.6 16V Flexifuel	FYDH	01.02 - 11.04	1596	B/E	75 kW	513	50
FOCUS I (DAW, DBW) 1.6 16V	FYDA	10.98 - 11.04	1596	B	74 kW	513	51
FOCUS I (DAW, DBW) 1.6 16V	FYDB	10.98 - 11.04	1596	B	74 kW	513	50
FOCUS I (DAW, DBW) 1.6 16V	FYDC	10.98 - 11.04	1596	B	74 kW	513	51
FOCUS I (DAW, DBW) 1.6 16V	FYDD	10.98 - 11.04	1596	B	74 kW	513	50
FOCUS I (DAW, DBW) 1.6 16V	FYDH	10.98 - 11.04	1596	B	74 kW	513	50
FOCUS I (DAW, DBW) 1.6	FYDA	07.03 - 06.07	1596	B	76 kW	513	51
FOCUS I (DAW, DBW) 1.8 16V BiFuel	EYDD	09.02 - 07.04	1796	B/G	85 kW	517	75
FOCUS I (DAW, DBW) 1.8 16V BiFuel	EYDG	09.02 - 07.04	1796	B/G	85 kW	517	75
FOCUS I (DAW, DBW) 1.8 16V BiFuel	EYDI	09.02 - 07.04	1796	B/G	85 kW	517	75
FOCUS I (DAW, DBW) 1.8 16V	EYDB	10.98 - 11.04	1796	B	85 kW	517	76
FOCUS I (DAW, DBW) 1.8 16V	EYDC	10.98 - 11.04	1796	B	85 kW	517	76
FOCUS I (DAW, DBW) 1.8 16V	EYDD	10.98 - 11.04	1796	B	85 kW	517	75
FOCUS I (DAW, DBW) 1.8 16V	EYDE	10.98 - 11.04	1796	B	85 kW	517	75
FOCUS I (DAW, DBW) 1.8 16V	EYDF	10.98 - 11.04	1796	B	85 kW	517	75
FOCUS I (DAW, DBW) 1.8 16V	EYDG	10.98 - 11.04	1796	B	85 kW	517	75
FOCUS I (DAW, DBW) 1.8 16V	EYDI	10.98 - 11.04	1796	B	85 kW	517	75
FOCUS I (DAW, DBW) 1.8 16V	EYDJ	10.98 - 11.04	1796	B	85 kW	517	75
FOCUS I (DAW, DBW) 1.8 16V	EYDL	10.98 - 11.04	1796	B	85 kW	517	75
FOCUS I (DAW, DBW) 1.8 DI / TDDi	BHDA	08.99 - 11.04	1753	D	55 kW	520	94
FOCUS I (DAW, DBW) 1.8 DI / TDDi	BHDB	08.99 - 11.04	1753	D	55 kW	520	94
FOCUS I (DAW, DBW) 1.8 TDCi	F9DA	03.01 - 11.04	1753	D	85 kW	520	94
FOCUS I (DAW, DBW) 1.8 TDCi	F9DB	03.01 - 11.04	1753	D	85 kW	520	94
FOCUS I (DAW, DBW) 1.8 TDCi	FFDA	08.02 - 11.04	1753	D	74 kW	520	94
FOCUS I (DAW, DBW) 1.8 Turbo DI / TDDi	C9DA	10.98 - 11.04	1753	D	66 kW	520	94
FOCUS I (DAW, DBW) 1.8 Turbo DI / TDDi	C9DB	10.98 - 11.04	1753	D	66 kW	520	94
FOCUS I (DAW, DBW) 1.8 Turbo DI / TDDi	C9DC	10.98 - 11.04	1753	D	66 kW	520	94
FOCUS I (DAW, DBW) 2.0 16V	EDDB	10.98 - 07.06	1988	B	96 kW	523	112
FOCUS I (DAW, DBW) 2.0 16V	EDDB	07.00 - 05.05	1988	B	92 kW	523	112
FOCUS I (DAW, DBW) 2.0 16V	EDDC	10.98 - 07.06	1988	B	96 kW	523	113
FOCUS I (DAW, DBW) 2.0 16V	EDDD	10.98 - 07.06	1988	B	96 kW	523	114
FOCUS I (DAW, DBW) 2.0 16V	EDDF	10.98 - 07.06	1988	B	96 kW	523	114
FOCUS I Kasten/Kombi (DNW) 1.4	FXDA	04.99 - 03.05	1388	B	55 kW	511	39
FOCUS I Kasten/Kombi (DNW) 1.4	FXDB	04.99 - 03.05	1388	B	55 kW	511	39
FOCUS I Kasten/Kombi (DNW) 1.4	FXDC	04.99 - 03.05	1388	B	55 kW	511	39
FOCUS I Kasten/Kombi (DNW) 1.4	FXDD	04.99 - 03.05	1388	B	55 kW	511	39
FOCUS I Kasten/Kombi (DNW) 1.6	FYDA	04.99 - 03.05	1596	B	74 kW	513	51
FOCUS I Kasten/Kombi (DNW) 1.6	FYDB	04.99 - 03.05	1596	B	74 kW	513	50








							
FOCUS I Kasten/Kombi (DNW) 1.6	FYDC	04.99 - 03.05	1596	B	74 kW	513	51
FOCUS I Kasten/Kombi (DNW) 1.6	FYDD	04.99 - 03.05	1596	B	74 kW	513	50
FOCUS I Kasten/Kombi (DNW) 1.8 TDCi	F9DA	08.01 - 03.05	1753	D	85 kW	520	94
FOCUS I Kasten/Kombi (DNW) 1.8 TDCi	F9DB	08.01 - 03.05	1753	D	85 kW	520	94
FOCUS I Kasten/Kombi (DNW) 1.8 TDCi	FFDA	08.02 - 03.05	1753	D	74 kW	520	94
FOCUS I Kasten/Kombi (DNW) 1.8 TDDi	BHDA	08.99 - 03.05	1753	D	55 kW	520	94
FOCUS I Kasten/Kombi (DNW) 1.8 TDDi	BHDB	08.99 - 03.05	1753	D	55 kW	520	94
FOCUS I Kasten/Kombi (DNW) 1.8 TDDi	C9DA	08.98 - 03.05	1753	D	66 kW	520	94
FOCUS I Kasten/Kombi (DNW) 1.8 TDDi	C9DB	08.98 - 03.05	1753	D	66 kW	520	94
FOCUS I Kasten/Kombi (DNW) 1.8 TDDi	C9DC	08.98 - 03.05	1753	D	66 kW	520	94
FOCUS I Kasten/Kombi (DNW) 1.8	EYDB	04.99 - 03.05	1796	B	85 kW	517	76
FOCUS I Kasten/Kombi (DNW) 1.8	EYDC	04.99 - 03.05	1796	B	85 kW	517	76
FOCUS I Kasten/Kombi (DNW) 1.8	EYDD	04.99 - 03.05	1796	B	85 kW	517	75
FOCUS I Kasten/Kombi (DNW) 1.8	EYDE	04.99 - 03.05	1796	B	85 kW	517	75
FOCUS I Kasten/Kombi (DNW) 1.8	EYDF	04.99 - 03.05	1796	B	85 kW	517	75
FOCUS I Kasten/Kombi (DNW) 1.8	EYDG	04.99 - 03.05	1796	B	85 kW	517	75
FOCUS I Stufenheck (DFW) 1.4 16V	FXDA	02.99 - 11.04	1388	B	55 kW	511	39
FOCUS I Stufenheck (DFW) 1.4 16V	FXDB	02.99 - 11.04	1388	B	55 kW	511	39
FOCUS I Stufenheck (DFW) 1.4 16V	FXDC	02.99 - 11.04	1388	B	55 kW	511	39
FOCUS I Stufenheck (DFW) 1.4 16V	FXDD	02.99 - 11.04	1388	B	55 kW	511	39
FOCUS I Stufenheck (DFW) 1.6 16V	FYDA	02.99 - 11.04	1596	B	74 kW	513	51
FOCUS I Stufenheck (DFW) 1.6 16V	FYDB	02.99 - 11.04	1596	B	74 kW	513	50
FOCUS I Stufenheck (DFW) 1.6 16V	FYDC	02.99 - 11.04	1596	B	74 kW	513	51
FOCUS I Stufenheck (DFW) 1.6 16V	FYDD	02.99 - 11.04	1596	B	74 kW	513	50
FOCUS I Stufenheck (DFW) 1.6 16V	FYDH	02.99 - 11.04	1596	B	74 kW	513	50
FOCUS I Stufenheck (DFW) 1.8 16V	EYDB	02.99 - 11.04	1796	B	85 kW	517	76
FOCUS I Stufenheck (DFW) 1.8 16V	EYDC	02.99 - 11.04	1796	B	85 kW	517	76
FOCUS I Stufenheck (DFW) 1.8 16V	EYDD	02.99 - 11.04	1796	B	85 kW	517	75
FOCUS I Stufenheck (DFW) 1.8 16V	EYDE	02.99 - 11.04	1796	B	85 kW	517	75
FOCUS I Stufenheck (DFW) 1.8 16V	EYDF	02.99 - 11.04	1796	B	85 kW	517	75
FOCUS I Stufenheck (DFW) 1.8 16V	EYDG	02.99 - 11.04	1796	B	85 kW	517	75
FOCUS I Stufenheck (DFW) 1.8 16V	EYDI	02.99 - 11.04	1796	B	85 kW	517	75
FOCUS I Stufenheck (DFW) 1.8 16V	EYDJ	02.99 - 11.04	1796	B	85 kW	517	75
FOCUS I Stufenheck (DFW) 1.8 16V	EYDL	02.99 - 11.04	1796	B	85 kW	517	75
FOCUS I Stufenheck (DFW) 1.8 TDCi	F9DA	03.01 - 04.05	1753	D	85 kW	520	94
FOCUS I Stufenheck (DFW) 1.8 TDCi	F9DB	03.01 - 04.05	1753	D	85 kW	520	94
FOCUS I Stufenheck (DFW) 1.8 TDCi	FFDA	08.02 - 11.04	1753	D	74 kW	520	94
FOCUS I Stufenheck (DFW) 1.8 Turbo DI / TDDi	BHDA	08.01 - 03.05	1753	D	55 kW	520	94
FOCUS I Stufenheck (DFW) 1.8 Turbo DI / TDDi	BHDB	08.01 - 03.05	1753	D	55 kW	520	94
FOCUS I Stufenheck (DFW) 1.8 Turbo DI / TDDi	C9DA	02.99 - 06.05	1753	D	66 kW	520	94
FOCUS I Stufenheck (DFW) 1.8 Turbo DI / TDDi	C9DB	02.99 - 06.05	1753	D	66 kW	520	94
FOCUS I Stufenheck (DFW) 1.8 Turbo DI / TDDi	C9DC	02.99 - 06.05	1753	D	66 kW	520	94
FOCUS I Stufenheck (DFW) 2.0 16V	EDDB	02.99 - 07.06	1988	B	96 kW	523	112
FOCUS I Stufenheck (DFW) 2.0 16V	EDDB	07.00 - 05.05	1988	B	93 kW	523	112
FOCUS I Stufenheck (DFW) 2.0 16V	EDDC	02.99 - 07.06	1988	B	96 kW	523	113
FOCUS I Stufenheck (DFW) 2.0 16V	EDDC	07.00 - 05.05	1988	B	93 kW	523	113
FOCUS I Stufenheck (DFW) 2.0 16V	EDDD	02.99 - 07.06	1988	B	96 kW	523	114
FOCUS I Stufenheck (DFW) 2.0 16V	EDDD	07.00 - 05.05	1988	B	93 kW	523	114
FOCUS I Stufenheck (DFW) 2.0 16V	EDDF	02.99 - 07.06	1988	B	96 kW	523	114
FOCUS I Stufenheck (DFW) 2.0 16V	EDDF	07.00 - 05.05	1988	B	93 kW	523	114
FOCUS I Stufenheck (DFW) 2.0	EDDD	02.99 - 11.04	1988	B	85 kW	523	114
FOCUS I Turnier (DNW) 1.4 16V	FXDA	02.99 - 03.05	1388	B	55 kW	511	39
FOCUS I Turnier (DNW) 1.4 16V	FXDB	02.99 - 03.05	1388	B	55 kW	511	39
FOCUS I Turnier (DNW) 1.4 16V	FXDC	02.99 - 03.05	1388	B	55 kW	511	39
FOCUS I Turnier (DNW) 1.4 16V	FXDD	02.99 - 03.05	1388	B	55 kW	511	39
FOCUS I Turnier (DNW) 1.6 16V Flexifuel	FYDH	01.02 - 11.04	1596	B/E	75 kW	513	50
FOCUS I Turnier (DNW) 1.6 16V	FYDA	02.99 - 11.04	1596	B	74 kW	513	51
FOCUS I Turnier (DNW) 1.6 16V	FYDB	02.99 - 11.04	1596	B	74 kW	513	50
FOCUS I Turnier (DNW) 1.6 16V	FYDC	02.99 - 11.04	1596	B	74 kW	513	51
FOCUS I Turnier (DNW) 1.6 16V	FYDD	02.99 - 11.04	1596	B	74 kW	513	50
FOCUS I Turnier (DNW) 1.6 16V	FYDH	02.99 - 11.04	1596	B	74 kW	513	50
FOCUS I Turnier (DNW) 1.8 16V	EYDB	02.99 - 11.04	1796	B	85 kW	517	76



			<b>ccm</b>		<b>kw</b>		<b>1</b> POS
FOCUS I Turnier (DNW) 1.8 16V	EYDC	02.99 - 11.04	1796	B	85 kW	517	76
FOCUS I Turnier (DNW) 1.8 16V	EYDD	02.99 - 11.04	1796	B	85 kW	517	75
FOCUS I Turnier (DNW) 1.8 16V	EYDE	02.99 - 11.04	1796	B	85 kW	517	75
FOCUS I Turnier (DNW) 1.8 16V	EYDF	02.99 - 11.04	1796	B	85 kW	517	75
FOCUS I Turnier (DNW) 1.8 16V	EYDG	02.99 - 11.04	1796	B	85 kW	517	75
FOCUS I Turnier (DNW) 1.8 16V	EYDI	02.99 - 11.04	1796	B	85 kW	517	75
FOCUS I Turnier (DNW) 1.8 16V	EYDJ	02.99 - 11.04	1796	B	85 kW	517	75
FOCUS I Turnier (DNW) 1.8 16V	EYDL	02.99 - 11.04	1796	B	85 kW	517	75
FOCUS I Turnier (DNW) 1.8 BiFuel	EYDL	02.03 - 01.05	1796	B/G	82 kW	517	75
FOCUS I Turnier (DNW) 1.8 DI / TDDi	BHDA	08.99 - 11.04	1753	D	55 kW	520	94
FOCUS I Turnier (DNW) 1.8 DI / TDDi	BHDB	08.99 - 11.04	1753	D	55 kW	520	94
FOCUS I Turnier (DNW) 1.8 TDCi	F9DA	03.01 - 11.04	1753	D	85 kW	520	94
FOCUS I Turnier (DNW) 1.8 TDCi	F9DB	03.01 - 11.04	1753	D	85 kW	520	94
FOCUS I Turnier (DNW) 1.8 TDCi	FFDA	08.02 - 11.04	1753	D	74 kW	520	94
FOCUS I Turnier (DNW) 1.8 Turbo DI / TDDi	C9DA	02.99 - 11.04	1753	D	66 kW	520	94
FOCUS I Turnier (DNW) 1.8 Turbo DI / TDDi	C9DB	02.99 - 11.04	1753	D	66 kW	520	94
FOCUS I Turnier (DNW) 1.8 Turbo DI / TDDi	C9DC	02.99 - 11.04	1753	D	66 kW	520	94
FOCUS I Turnier (DNW) 2.0 16V	EDDB	02.99 - 11.04	1988	B	96 kW	523	112
FOCUS I Turnier (DNW) 2.0 16V	EDDC	02.99 - 11.04	1988	B	96 kW	523	113
FOCUS I Turnier (DNW) 2.0 16V	EDDD	02.99 - 11.04	1988	B	96 kW	523	114
FOCUS I Turnier (DNW) 2.0 16V	EDDF	02.99 - 11.04	1988	B	96 kW	523	114
FOCUS II (DA_ HCP, DP) 1.4	ASDA	07.04 - 09.12	1388	B	59 kW	512	45
FOCUS II (DA_ HCP, DP) 1.4	ASDB	07.04 - 09.12	1388	B	59 kW	512	45
FOCUS II (DA_ HCP, DP) 1.6 LPG	SIDA	10.09 - 07.11	1596	B/G	85 kW	514	60
FOCUS II (DA_ HCP, DP) 1.6 TDCi	G8DA	07.04 - 09.12	1560	D	80 kW	509	28
FOCUS II (DA_ HCP, DP) 1.6 TDCi	G8DB	07.04 - 09.12	1560	D	80 kW	509	28
FOCUS II (DA_ HCP, DP) 1.6 TDCi	G8DC	07.04 - 09.12	1560	D	74 kW	509	28
FOCUS II (DA_ HCP, DP) 1.6 TDCi	G8DD	07.04 - 09.12	1560	D	80 kW	509	30
FOCUS II (DA_ HCP, DP) 1.6 TDCi	G8DE	07.04 - 09.12	1560	D	80 kW	509	28
FOCUS II (DA_ HCP, DP) 1.6 TDCi	G8DF	07.04 - 09.12	1560	D	80 kW	509	28
FOCUS II (DA_ HCP, DP) 1.6 TDCi	GPDA	01.05 - 09.12	1560	D	66 kW	509	30
FOCUS II (DA_ HCP, DP) 1.6 TDCi	GPDB	01.05 - 09.12	1560	D	66 kW	510	31
FOCUS II (DA_ HCP, DP) 1.6 TDCi	GPDC	01.05 - 09.12	1560	D	66 kW	509	30
FOCUS II (DA_ HCP, DP) 1.6 TDCi	HHDA	01.05 - 09.12	1560	D	66 kW	509	30
FOCUS II (DA_ HCP, DP) 1.6 TDCi	HHDB	01.05 - 09.12	1560	D	66 kW	509	30
FOCUS II (DA_ HCP, DP) 1.6 TDCi	MTDA	07.04 - 09.12	1560	D	74 kW	509	30
FOCUS II (DA_ HCP, DP) 1.6 Ti	HXDA	07.04 - 09.12	1596	B	85 kW	513	53
FOCUS II (DA_ HCP, DP) 1.6 Ti	HXDB	07.04 - 09.12	1596	B	85 kW	513	53
FOCUS II (DA_ HCP, DP) 1.6 Ti	SIDA	07.04 - 09.12	1596	B	85 kW	514	60
FOCUS II (DA_ HCP, DP) 1.6	HWDA	07.04 - 09.12	1596	B	74 kW	513	52
FOCUS II (DA_ HCP, DP) 1.6	HWDB	07.04 - 09.12	1596	B	74 kW	513	52
FOCUS II (DA_ HCP, DP) 1.6	SHDA	07.04 - 09.12	1596	B	74 kW	513	52
FOCUS II (DA_ HCP, DP) 1.6	SHDB	07.04 - 09.12	1596	B	74 kW	513	52
FOCUS II (DA_ HCP, DP) 1.6	SHDC	07.04 - 09.12	1596	B	74 kW	513	52
FOCUS II (DA_ HCP, DP) 1.8 TDCi	KKDA	10.04 - 09.12	1753	D	85 kW	520	94
FOCUS II (DA_ HCP, DP) 1.8 TDCi	KKDB	10.04 - 09.12	1753	D	85 kW	520	94
FOCUS II (DA_ HCP, DP) 2.0 TDCi	G6DA	07.04 - 09.12	1997	D	100 kW	524	118
FOCUS II (DA_ HCP, DP) 2.0 TDCi	G6DB	07.04 - 09.12	1997	D	100 kW	524	118
FOCUS II (DA_ HCP, DP) 2.0 TDCi	G6DD	07.04 - 09.12	1997	D	100 kW	524	121
FOCUS II (DA_ HCP, DP) 2.0 TDCi	G6DE	07.04 - 01.08	1997	D	98 kW	524	121
FOCUS II (DA_ HCP, DP) 2.0 TDCi	G6DF	07.04 - 01.08	1997	D	98 kW	524	121
FOCUS II (DA_ HCP, DP) 2.0 TDCi	G6DG	07.04 - 09.12	1997	D	100 kW	524	121
FOCUS II (DA_ HCP, DP) 2.5 RS 500	JZDA	05.10 - 07.11	2521	B	257 kW	522	105
FOCUS II (DA_ HCP, DP) 2.5 RS	JZDA	01.09 - 07.11	2521	B	224 kW	522	105
FOCUS II (DA_ HCP, DP) 2.5 ST	HYDA	10.05 - 09.12	2522	B	166 kW	521	104
FOCUS II Cabriolet 1.6	HWDA	10.06 - 09.10	1596	B	74 kW	513	52
FOCUS II Cabriolet 1.6	HWDB	10.06 - 09.10	1596	B	74 kW	513	52
FOCUS II Cabriolet 1.6	SHDA	10.06 - 09.10	1596	B	74 kW	513	52
FOCUS II Cabriolet 1.6	SHDB	10.06 - 09.10	1596	B	74 kW	513	52
FOCUS II Cabriolet 1.6	SHDC	10.06 - 09.10	1596	B	74 kW	513	52
FOCUS II Cabriolet 2.0 TDCi	G6DA	10.06 - 09.10	1997	D	100 kW	524	118
FOCUS II Cabriolet 2.0 TDCi	G6DB	10.06 - 09.10	1997	D	100 kW	524	118















FOCUS II Cabriolet 2.0 TDCi	G6DD	10.06 - 09.10	1997	D	100 kW	524	121
FOCUS II Cabriolet 2.0 TDCi	G6DG	10.06 - 09.10	1997	D	100 kW	524	121
FOCUS II Kasten/Kombi 1.4	ASDA	09.05 - 07.11	1388	B	59 kW	512	45
FOCUS II Kasten/Kombi 1.4	ASDB	09.05 - 07.11	1388	B	59 kW	512	45
FOCUS II Kasten/Kombi 1.6 TDCi	G8DA	07.04 - 07.11	1560	D	80 kW	509	28
FOCUS II Kasten/Kombi 1.6 TDCi	G8DC	11.04 - 07.11	1560	D	74 kW	509	28
FOCUS II Kasten/Kombi 1.6 TDCi	HHDA	09.05 - 07.11	1560	D	66 kW	509	30
FOCUS II Kasten/Kombi 1.6 TDCi	MTDA	11.04 - 07.11	1560	D	74 kW	509	30
FOCUS II Kasten/Kombi 1.6 Ti-VCT	HXDA	09.05 - 07.11	1596	B	85 kW	513	53
FOCUS II Kasten/Kombi 1.6 Ti-VCT	HXDB	09.05 - 07.11	1596	B	85 kW	513	53
FOCUS II Kasten/Kombi 1.6 Ti-VCT	SIDA	09.05 - 07.11	1596	B	85 kW	514	60
FOCUS II Kasten/Kombi 1.6	HWDA	09.05 - 07.11	1596	B	74 kW	513	52
FOCUS II Kasten/Kombi 2.0 TDCi	G6DB	09.05 - 07.11	1997	D	100 kW	524	118
FOCUS II Stufenheck (DB_, FCH, DH) 1.4	ASDA	04.05 - 09.12	1388	B	59 kW	512	45
FOCUS II Stufenheck (DB_, FCH, DH) 1.4	ASDB	04.05 - 09.12	1388	B	59 kW	512	45
FOCUS II Stufenheck (DB_, FCH, DH) 1.6 TDCi	G8DA	04.05 - 09.12	1560	D	80 kW	509	28
FOCUS II Stufenheck (DB_, FCH, DH) 1.6 TDCi	G8DB	04.05 - 09.12	1560	D	80 kW	509	28
FOCUS II Stufenheck (DB_, FCH, DH) 1.6 TDCi	G8DC	04.05 - 09.12	1560	D	74 kW	509	28
FOCUS II Stufenheck (DB_, FCH, DH) 1.6 TDCi	G8DD	04.05 - 09.12	1560	D	80 kW	509	30
FOCUS II Stufenheck (DB_, FCH, DH) 1.6 TDCi	G8DE	04.05 - 09.12	1560	D	80 kW	509	28
FOCUS II Stufenheck (DB_, FCH, DH) 1.6 TDCi	G8DF	04.05 - 09.12	1560	D	80 kW	509	28
FOCUS II Stufenheck (DB_, FCH, DH) 1.6 TDCi	GPDA	04.05 - 09.12	1560	D	66 kW	509	30
FOCUS II Stufenheck (DB_, FCH, DH) 1.6 TDCi	GPDB	04.05 - 09.12	1560	D	66 kW	510	31
FOCUS II Stufenheck (DB_, FCH, DH) 1.6 TDCi	GPDC	04.05 - 09.12	1560	D	66 kW	509	30
FOCUS II Stufenheck (DB_, FCH, DH) 1.6 TDCi	HHDA	04.05 - 09.12	1560	D	66 kW	509	30
FOCUS II Stufenheck (DB_, FCH, DH) 1.6 TDCi	HHDB	04.05 - 09.12	1560	D	66 kW	509	30
FOCUS II Stufenheck (DB_, FCH, DH) 1.6 TDCi	MTDA	04.05 - 09.12	1560	D	74 kW	509	30
FOCUS II Stufenheck (DB_, FCH, DH) 1.6 Ti	HXDA	04.05 - 09.12	1596	B	85 kW	513	53
FOCUS II Stufenheck (DB_, FCH, DH) 1.6 Ti	HXDB	04.05 - 09.12	1596	B	85 kW	513	53
FOCUS II Stufenheck (DB_, FCH, DH) 1.6 Ti	SIDA	04.05 - 09.12	1596	B	85 kW	514	60
FOCUS II Stufenheck (DB_, FCH, DH) 1.6	HWDA	04.05 - 09.12	1596	B	74 kW	513	52
FOCUS II Stufenheck (DB_, FCH, DH) 1.6	HWDB	04.05 - 09.12	1596	B	74 kW	513	52
FOCUS II Stufenheck (DB_, FCH, DH) 1.6	SHDA	04.05 - 09.12	1596	B	74 kW	513	52
FOCUS II Stufenheck (DB_, FCH, DH) 1.6	SHDB	04.05 - 09.12	1596	B	74 kW	513	52
FOCUS II Stufenheck (DB_, FCH, DH) 1.6	SHDC	04.05 - 09.12	1596	B	74 kW	513	52
FOCUS II Stufenheck (DB_, FCH, DH) 1.8 TDCi	KKDA	04.05 - 09.12	1753	D	85 kW	520	94
FOCUS II Stufenheck (DB_, FCH, DH) 1.8 TDCi	KKDB	04.05 - 09.12	1753	D	85 kW	520	94
FOCUS II Stufenheck (DB_, FCH, DH) 2.0 TDCi	G6DA	04.05 - 09.12	1997	D	100 kW	524	118
FOCUS II Stufenheck (DB_, FCH, DH) 2.0 TDCi	G6DB	04.05 - 09.12	1997	D	100 kW	524	118
FOCUS II Stufenheck (DB_, FCH, DH) 2.0 TDCi	G6DD	04.05 - 09.12	1997	D	100 kW	524	121
FOCUS II Stufenheck (DB_, FCH, DH) 2.0 TDCi	G6DG	04.05 - 09.12	1997	D	100 kW	524	121
FOCUS II Turnier (DA_, FFS, DS) 1.4	ASDA	07.04 - 09.12	1388	B	59 kW	512	45
FOCUS II Turnier (DA_, FFS, DS) 1.4	ASDB	07.04 - 09.12	1388	B	59 kW	512	45
FOCUS II Turnier (DA_, FFS, DS) 1.6 LPG	SIDA	10.09 - 09.12	1596	B/G	85 kW	514	60
FOCUS II Turnier (DA_, FFS, DS) 1.6 TDCi	G8DA	12.07 - 09.12	1560	D	81 kW	509	28
FOCUS II Turnier (DA_, FFS, DS) 1.6 TDCi	G8DA	07.04 - 09.12	1560	D	80 kW	509	28
FOCUS II Turnier (DA_, FFS, DS) 1.6 TDCi	G8DB	07.04 - 09.12	1560	D	80 kW	509	28
FOCUS II Turnier (DA_, FFS, DS) 1.6 TDCi	G8DC	07.04 - 09.12	1560	D	74 kW	509	28
FOCUS II Turnier (DA_, FFS, DS) 1.6 TDCi	G8DD	07.04 - 09.12	1560	D	80 kW	509	30
FOCUS II Turnier (DA_, FFS, DS) 1.6 TDCi	G8DE	07.04 - 09.12	1560	D	80 kW	509	28
FOCUS II Turnier (DA_, FFS, DS) 1.6 TDCi	G8DF	07.04 - 09.12	1560	D	80 kW	509	28
FOCUS II Turnier (DA_, FFS, DS) 1.6 TDCi	GPDA	07.04 - 09.12	1560	D	66 kW	509	30
FOCUS II Turnier (DA_, FFS, DS) 1.6 TDCi	GPDB	07.04 - 09.12	1560	D	66 kW	510	31
FOCUS II Turnier (DA_, FFS, DS) 1.6 TDCi	GPDC	07.04 - 09.12	1560	D	66 kW	509	30
FOCUS II Turnier (DA_, FFS, DS) 1.6 TDCi	HHDA	07.04 - 09.12	1560	D	66 kW	509	30
FOCUS II Turnier (DA_, FFS, DS) 1.6 TDCi	HHDB	07.04 - 09.12	1560	D	66 kW	509	30
FOCUS II Turnier (DA_, FFS, DS) 1.6 TDCi	MTDA	07.04 - 09.12	1560	D	74 kW	509	30
FOCUS II Turnier (DA_, FFS, DS) 1.6 Ti	HXDA	07.04 - 09.12	1596	B	85 kW	513	53
FOCUS II Turnier (DA_, FFS, DS) 1.6 Ti	HXDB	07.04 - 09.12	1596	B	85 kW	513	53
FOCUS II Turnier (DA_, FFS, DS) 1.6 Ti	SIDA	07.04 - 09.12	1596	B	85 kW	514	60
FOCUS II Turnier (DA_, FFS, DS) 1.6	HWDA	07.04 - 07.11	1596	B	74 kW	513	52
FOCUS II Turnier (DA_, FFS, DS) 1.6	HWDB	07.04 - 07.11	1596	B	74 kW	513	52

			<b>ccm</b>		<b>kw</b>		<b>1</b> POS
FOCUS II Turnier (DA_, FFS, DS) 1.6	SHDA	07.04 - 07.11	1596	B	74 kW	513	52
FOCUS II Turnier (DA_, FFS, DS) 1.6	SHDB	07.04 - 07.11	1596	B	74 kW	513	52
FOCUS II Turnier (DA_, FFS, DS) 1.6	SHDC	07.04 - 07.11	1596	B	74 kW	513	52
FOCUS II Turnier (DA_, FFS, DS) 1.8 TDCi	KKDA	07.04 - 09.12	1753	D	85 kW	520	94
FOCUS II Turnier (DA_, FFS, DS) 1.8 TDCi	KKDB	07.04 - 09.12	1753	D	85 kW	520	94
FOCUS II Turnier (DA_, FFS, DS) 2.0 TDCi	G6DA	07.04 - 09.12	1997	D	100 kW	524	118
FOCUS II Turnier (DA_, FFS, DS) 2.0 TDCi	G6DB	07.04 - 09.12	1997	D	100 kW	524	118
FOCUS II Turnier (DA_, FFS, DS) 2.0 TDCi	G6DD	07.04 - 09.12	1997	D	100 kW	524	121
FOCUS II Turnier (DA_, FFS, DS) 2.0 TDCi	G6DE	07.04 - 01.08	1997	D	98 kW	524	121
FOCUS II Turnier (DA_, FFS, DS) 2.0 TDCi	G6DF	07.04 - 01.08	1997	D	98 kW	524	121
FOCUS II Turnier (DA_, FFS, DS) 2.0 TDCi	G6DG	07.04 - 09.12	1997	D	100 kW	524	121
FOCUS III Kasten/Kombi 1.0 EcoBoost	M1DA	02.12	998	B	92 kW	506	9
FOCUS III Kasten/Kombi 1.0 EcoBoost	M1DC	02.12	998	B	92 kW	506	9
FOCUS III Kasten/Kombi 1.0 EcoBoost	M1DD	02.12	998	B	92 kW	506	9
FOCUS III Kasten/Kombi 1.0 EcoBoost	M2DA	02.12	998	B	74 kW	506	9
FOCUS III Kasten/Kombi 1.0 EcoBoost	M2DB	02.12	998	B	74 kW	506	9
FOCUS III Kasten/Kombi 1.0 EcoBoost	M2DC	02.12	998	B	74 kW	506	9
FOCUS III Kasten/Kombi 1.0 EcoBoost	SFDA	02.12	998	B	74 kW	506	9
FOCUS III Kasten/Kombi 1.0 EcoBoost	SFDB	02.12	998	B	74 kW	506	9
FOCUS III Kasten/Kombi 1.5 EcoBoost	M8DA	09.14	1498	B	110 kW	514	57
FOCUS III Kasten/Kombi 1.5 EcoBoost	M8DB	09.14	1498	B	110 kW	514	57
FOCUS III Kasten/Kombi 1.5 EcoBoost	M9DA	09.14	1498	B	134 kW	514	57
FOCUS III Kasten/Kombi 1.5 EcoBoost	M9DB	09.14	1498	B	134 kW	514	57
FOCUS III Kasten/Kombi 1.5 TDCi ECOnetic	XXDB	09.14	1499	D	77 kW	506	12
FOCUS III Kasten/Kombi 1.5 TDCi	XWDA	09.14	1499	D	88 kW	506	12
FOCUS III Kasten/Kombi 1.5 TDCi	XWDB	09.14	1499	D	88 kW	506	12
FOCUS III Kasten/Kombi 1.5 TDCi	XWDC	09.14	1499	D	88 kW	506	12
FOCUS III Kasten/Kombi 1.5 TDCi	XWDD	09.14	1499	D	88 kW	506	12
FOCUS III Kasten/Kombi 1.5 TDCi	XXDA	09.14	1499	D	70 kW	506	12
FOCUS III Kasten/Kombi 1.5 TDCi	XXDC	09.14	1499	D	70 kW	506	12
FOCUS III Kasten/Schrägheck 1.0 EcoBoost	M1DA	02.12	998	B	92 kW	506	9
FOCUS III Kasten/Schrägheck 1.0 EcoBoost	M1DC	02.12	998	B	92 kW	506	9
FOCUS III Kasten/Schrägheck 1.0 EcoBoost	M1DD	02.12	998	B	92 kW	506	9
FOCUS III Kasten/Schrägheck 1.0 EcoBoost	M2DA	02.12	998	B	74 kW	506	9
FOCUS III Kasten/Schrägheck 1.0 EcoBoost	M2DB	02.12	998	B	74 kW	506	9
FOCUS III Kasten/Schrägheck 1.0 EcoBoost	M2DC	02.12	998	B	74 kW	506	9
FOCUS III Kasten/Schrägheck 1.0 EcoBoost	SFDA	02.12	998	B	74 kW	506	9
FOCUS III Kasten/Schrägheck 1.0 EcoBoost	SFDB	02.12	998	B	74 kW	506	9
FOCUS III Kasten/Schrägheck 1.5 EcoBoost	M8DA	09.14	1498	B	110 kW	514	57
FOCUS III Kasten/Schrägheck 1.5 EcoBoost	M8DB	09.14	1498	B	110 kW	514	57
FOCUS III Kasten/Schrägheck 1.5 EcoBoost	M9DA	09.14	1498	B	134 kW	514	57
FOCUS III Kasten/Schrägheck 1.5 EcoBoost	M9DB	09.14	1498	B	134 kW	514	57
FOCUS III Kasten/Schrägheck 1.5 TDCi ECOnetic	AEDA	09.14	1499	D	77 kW	506	12
FOCUS III Kasten/Schrägheck 1.5 TDCi ECOnetic	XXDB	09.14	1499	D	77 kW	506	12
FOCUS III Kasten/Schrägheck 1.5 TDCi	XWDA	09.14	1499	D	88 kW	506	12
FOCUS III Kasten/Schrägheck 1.5 TDCi	XWDB	09.14	1499	D	88 kW	506	12
FOCUS III Kasten/Schrägheck 1.5 TDCi	XWDC	09.14	1499	D	88 kW	506	12
FOCUS III Kasten/Schrägheck 1.5 TDCi	XWDD	09.14	1499	D	88 kW	506	12
FOCUS III Kasten/Schrägheck 1.5 TDCi	XWDE	09.14	1499	D	88 kW	506	12
FOCUS III Kasten/Schrägheck 1.5 TDCi	XXDA	09.14	1499	D	70 kW	506	12
FOCUS III Kasten/Schrägheck 1.5 TDCi	XXDC	09.14	1499	D	70 kW	506	12
FOCUS III Kasten/Schrägheck 1.6 EcoBoost	JQDA	11.11 - 06.14	1596	B	110 kW	514	57
FOCUS III Kasten/Schrägheck 1.6 EcoBoost	JQDB	11.11 - 06.14	1596	B	110 kW	514	57
FOCUS III Kasten/Schrägheck 1.6 EcoBoost	JTDA	11.11 - 06.14	1596	B	134 kW	514	57
FOCUS III Kasten/Schrägheck 1.6 EcoBoost	JTDB	11.11 - 06.14	1596	B	134 kW	514	57
FOCUS III Kasten/Schrägheck 1.6 EcoBoost	YUDA	11.11 - 06.14	1596	B	110 kW	514	57
FOCUS III Kasten/Schrägheck 1.6 TDCi	T1DA	02.12	1560	D	85 kW	510	33
FOCUS III Kasten/Schrägheck 1.6 TDCi	T1DB	02.12	1560	D	85 kW	510	33
FOCUS III Kasten/Schrägheck 1.6 TDCi	T3DA	01.11	1560	D	70 kW	510	33
FOCUS III Kasten/Schrägheck 1.6 TDCi	T3DB	01.11	1560	D	70 kW	510	33
FOCUS III Kasten/Schrägheck 1.6 Ti	IQDA	01.11	1596	B	77 kW	514	57
FOCUS III Kasten/Schrägheck 1.6 Ti	IQDB	01.11	1596	B	77 kW	513	55










							
			ccm			1 POS	
FOCUS III Kasten/Schrägheck 2.0 TDCi	TXDB	01.11 - 06.14	1997	D	120 kW	524	122
FOCUS III Kasten/Schrägheck 2.0 TDCi	TYDA	01.11 - 06.14	1997	D	85 kW	524	122
FOCUS III Kasten/Schrägheck 2.0 TDCi	UFDB	01.11 - 06.14	1997	D	103 kW	524	122
FOCUS III Stufenheck 1.0 EcoBoost	M1DA	02.12	998	B	92 kW	506	9
FOCUS III Stufenheck 1.0 EcoBoost	M1DC	02.12	998	B	92 kW	506	9
FOCUS III Stufenheck 1.0 EcoBoost	M1DD	02.12	998	B	92 kW	506	9
FOCUS III Stufenheck 1.0 EcoBoost	M1DH	10.17	998	B	103 kW	506	9
FOCUS III Stufenheck 1.0 EcoBoost	M2DA	02.12	998	B	74 kW	506	9
FOCUS III Stufenheck 1.0 EcoBoost	M2DB	02.12	998	B	74 kW	506	9
FOCUS III Stufenheck 1.0 EcoBoost	M2DC	02.12	998	B	74 kW	506	9
FOCUS III Stufenheck 1.0 EcoBoost	SFDA	02.12	998	B	74 kW	506	9
FOCUS III Stufenheck 1.0 EcoBoost	SFDB	02.12	998	B	74 kW	506	9
FOCUS III Stufenheck 1.5 EcoBoost	M8DA	11.14	1498	B	110 kW	514	57
FOCUS III Stufenheck 1.5 EcoBoost	M8DB	11.14	1498	B	110 kW	514	57
FOCUS III Stufenheck 1.5 EcoBoost	M9DA	11.14	1498	B	134 kW	514	57
FOCUS III Stufenheck 1.5 EcoBoost	M9DA	05.15	1498	B	132 kW	514	57
FOCUS III Stufenheck 1.5 EcoBoost	M9DB	11.14	1498	B	134 kW	514	57
FOCUS III Stufenheck 1.5 EcoBoost	M9DB	05.15	1498	B	132 kW	514	57
FOCUS III Stufenheck 1.5 TDCi ECONetic	AEDA	11.14	1499	D	77 kW	506	12
FOCUS III Stufenheck 1.5 TDCi ECONetic	XXDB	11.14	1499	D	77 kW	506	12
FOCUS III Stufenheck 1.5 TDCi	XWDA	11.14	1499	D	88 kW	506	12
FOCUS III Stufenheck 1.5 TDCi	XWDB	11.14	1499	D	88 kW	506	12
FOCUS III Stufenheck 1.5 TDCi	XWDC	11.14	1499	D	88 kW	506	12
FOCUS III Stufenheck 1.5 TDCi	XWDD	11.14	1499	D	88 kW	506	12
FOCUS III Stufenheck 1.5 TDCi	XWDE	11.14	1499	D	88 kW	506	12
FOCUS III Stufenheck 1.5 TDCi	XXDA	11.14	1499	D	70 kW	506	12
FOCUS III Stufenheck 1.5 TDCi	XXDC	11.14	1499	D	70 kW	506	12
FOCUS III Stufenheck 1.6 EcoBoost	JQDA	07.10	1596	B	110 kW	514	57
FOCUS III Stufenheck 1.6 EcoBoost	JQDB	07.10	1596	B	110 kW	514	57
FOCUS III Stufenheck 1.6 EcoBoost	JTDA	07.10	1596	B	134 kW	514	57
FOCUS III Stufenheck 1.6 EcoBoost	JTDB	07.10	1596	B	134 kW	514	57
FOCUS III Stufenheck 1.6 EcoBoost	YUDA	07.10	1596	B	110 kW	514	57
FOCUS III Stufenheck 1.6 Flexifuel	MUDA	07.10	1596	B/E	88 kW	514	61
FOCUS III Stufenheck 1.6 Flexifuel	YUDA	07.13	1596	B/E	110 kW	514	57
FOCUS III Stufenheck 1.6 TDCi	NGDA	05.12	1560	D	77 kW	510	33
FOCUS III Stufenheck 1.6 TDCi	NGDB	05.12	1560	D	77 kW	510	33
FOCUS III Stufenheck 1.6 TDCi	T1DA	07.10	1560	D	85 kW	510	33
FOCUS III Stufenheck 1.6 TDCi	T1DB	07.10	1560	D	85 kW	510	33
FOCUS III Stufenheck 1.6 TDCi	T3DA	07.10	1560	D	70 kW	510	33
FOCUS III Stufenheck 1.6 TDCi	T3DB	07.10	1560	D	70 kW	510	33
FOCUS III Stufenheck 1.6 Ti	IQDA	07.10	1596	B	77 kW	514	57
FOCUS III Stufenheck 1.6 Ti	IQDB	07.10	1596	B	77 kW	513	55
FOCUS III Stufenheck 1.6 Ti	IQDC	07.10	1596	B	77 kW	514	57
FOCUS III Stufenheck 1.6 Ti	XTDA	08.11	1596	B	63 kW	514	61
FOCUS III Stufenheck 2.0 TDCi	TXDB	07.10	1997	D	120 kW	524	122
FOCUS III Stufenheck 2.0 TDCi	TYDA	07.10	1997	D	85 kW	524	122
FOCUS III Stufenheck 2.0 TDCi	UFDB	07.10	1997	D	103 kW	524	122
FOCUS III Stufenheck 2.0 TDCi	UKDB	07.10	1997	D	100 kW	524	122
FOCUS III Turnier 1.0 EcoBoost	M1DA	02.12	998	B	92 kW	506	9
FOCUS III Turnier 1.0 EcoBoost	M1DC	02.12	998	B	92 kW	506	9
FOCUS III Turnier 1.0 EcoBoost	M1DD	02.12	998	B	92 kW	506	9
FOCUS III Turnier 1.0 EcoBoost	M1DH	10.17	998	B	103 kW	506	9
FOCUS III Turnier 1.0 EcoBoost	M2DA	02.12	998	B	74 kW	506	9
FOCUS III Turnier 1.0 EcoBoost	M2DB	02.12	998	B	74 kW	506	9
FOCUS III Turnier 1.0 EcoBoost	M2DC	02.12	998	B	74 kW	506	9
FOCUS III Turnier 1.0 EcoBoost	SFDA	02.12	998	B	74 kW	506	9
FOCUS III Turnier 1.0 EcoBoost	SFDB	02.12	998	B	74 kW	506	9
FOCUS III Turnier 1.5 EcoBoost	M8DA	09.14	1498	B	110 kW	514	57
FOCUS III Turnier 1.5 EcoBoost	M8DB	09.14	1498	B	110 kW	514	57
FOCUS III Turnier 1.5 EcoBoost	M9DA	09.14	1498	B	134 kW	514	57
FOCUS III Turnier 1.5 EcoBoost	M9DB	09.14	1498	B	134 kW	514	57
FOCUS III Turnier 1.5 TDCi ECONetic	AEDA	09.14	1499	D	77 kW	506	12

			<b>ccm</b>		<b>kw</b>		<b>1</b> POS
FOCUS III Turnier 1.5 TDCi ECOnetic	XXDB	09.14	1499	D	77 kW	506	12
FOCUS III Turnier 1.5 TDCi	XWDA	09.14	1499	D	88 kW	506	12
FOCUS III Turnier 1.5 TDCi	XWDB	09.14	1499	D	88 kW	506	12
FOCUS III Turnier 1.5 TDCi	XWDC	09.14	1499	D	88 kW	506	12
FOCUS III Turnier 1.5 TDCi	XWDD	09.14	1499	D	88 kW	506	12
FOCUS III Turnier 1.5 TDCi	XWDE	09.14	1499	D	88 kW	506	12
FOCUS III Turnier 1.5 TDCi	XXDA	09.14	1499	D	70 kW	506	12
FOCUS III Turnier 1.5 TDCi	XXDC	09.14	1499	D	70 kW	506	12
FOCUS III Turnier 1.6 EcoBoost	JQDA	07.10	1596	B	110 kW	514	57
FOCUS III Turnier 1.6 EcoBoost	JQDB	07.10	1596	B	110 kW	514	57
FOCUS III Turnier 1.6 EcoBoost	JTDA	07.10	1596	B	134 kW	514	57
FOCUS III Turnier 1.6 EcoBoost	JTDB	07.10	1596	B	134 kW	514	57
FOCUS III Turnier 1.6 EcoBoost	YUDA	07.10	1596	B	110 kW	514	57
FOCUS III Turnier 1.6 Flexifuel	MUDA	07.10	1596	B/E	88 kW	514	61
FOCUS III Turnier 1.6 Flexifuel	YUDA	07.13	1596	B/E	110 kW	514	57
FOCUS III Turnier 1.6 LPG	MUDA	02.12	1596	B/G	88 kW	514	61
FOCUS III Turnier 1.6 LPG	MUDA	02.12	1596	B/G	86 kW	514	61
FOCUS III Turnier 1.6 TDCi ECOnetic	NGDA	05.12	1560	D	77 kW	510	33
FOCUS III Turnier 1.6 TDCi ECOnetic	NGDB	05.12	1560	D	77 kW	510	33
FOCUS III Turnier 1.6 TDCi	T1DA	07.10	1560	D	85 kW	510	33
FOCUS III Turnier 1.6 TDCi	T1DB	07.10	1560	D	85 kW	510	33
FOCUS III Turnier 1.6 TDCi	T3DA	07.10	1560	D	70 kW	510	33
FOCUS III Turnier 1.6 TDCi	T3DB	07.10	1560	D	70 kW	510	33
FOCUS III Turnier 1.6 Ti	IQDB	07.10	1596	B	77 kW	513	55
FOCUS III Turnier 1.6 Ti	IQDC	07.10	1596	B	77 kW	514	57
FOCUS III Turnier 1.6 Ti	MUDA	02.12	1596	B	88 kW	514	61
FOCUS III Turnier 1.6 Ti	XTDA	08.11	1596	B	63 kW	514	61
FOCUS III Turnier 2.0 TDCi	TXDB	07.10	1997	D	120 kW	524	122
FOCUS III Turnier 2.0 TDCi	TYDA	07.10	1997	D	85 kW	524	122
FOCUS III Turnier 2.0 TDCi	UFDB	07.10	1997	D	103 kW	524	122
FOCUS III Turnier 2.0 TDCi	UKDB	07.10	1997	D	100 kW	524	122
FOCUS III 1.0 EcoBoost	M1DA	02.12 - 12.17	998	B	92 kW	506	9
FOCUS III 1.0 EcoBoost	M1DC	02.12 - 12.17	998	B	92 kW	506	9
FOCUS III 1.0 EcoBoost	M1DD	02.12 - 12.17	998	B	92 kW	506	9
FOCUS III 1.0 EcoBoost	M1DH	10.17 - 06.19	998	B	103 kW	506	9
FOCUS III 1.0 EcoBoost	M2DA	02.12 - 12.17	998	B	74 kW	506	9
FOCUS III 1.0 EcoBoost	M2DB	02.12 - 12.17	998	B	74 kW	506	9
FOCUS III 1.0 EcoBoost	M2DC	02.12 - 12.17	998	B	74 kW	506	9
FOCUS III 1.0 EcoBoost	SFDA	02.12 - 12.17	998	B	74 kW	506	9
FOCUS III 1.0 EcoBoost	SFDB	02.12 - 12.17	998	B	74 kW	506	9
FOCUS III 1.5 EcoBoost	M8DA	09.14 - 12.17	1498	B	110 kW	514	57
FOCUS III 1.5 EcoBoost	M8DB	09.14 - 12.17	1498	B	110 kW	514	57
FOCUS III 1.5 EcoBoost	M9DA	09.14 - 12.17	1498	B	134 kW	514	57
FOCUS III 1.5 EcoBoost	M9DA	05.15 - 12.17	1498	B	132 kW	514	57
FOCUS III 1.5 EcoBoost	M9DB	09.14 - 12.17	1498	B	134 kW	514	57
FOCUS III 1.5 EcoBoost	M9DB	05.15 - 12.17	1498	B	132 kW	514	57
FOCUS III 1.5 TDCi ECOnetic	AEDA	09.14 - 12.17	1499	D	77 kW	506	12
FOCUS III 1.5 TDCi ECOnetic	XXDB	09.14 - 12.17	1499	D	77 kW	506	12
FOCUS III 1.5 TDCi	XWDA	07.14 - 12.17	1499	D	88 kW	506	12
FOCUS III 1.5 TDCi	XWDB	07.14 - 12.17	1499	D	88 kW	506	12
FOCUS III 1.5 TDCi	XWDC	07.14 - 12.17	1499	D	88 kW	506	12
FOCUS III 1.5 TDCi	XWDD	07.14 - 12.17	1499	D	88 kW	506	12
FOCUS III 1.5 TDCi	XWDE	07.14 - 12.17	1499	D	88 kW	506	12
FOCUS III 1.5 TDCi	XXDA	09.14 - 12.17	1499	D	70 kW	506	12
FOCUS III 1.5 TDCi	XXDC	09.14 - 12.17	1499	D	70 kW	506	12
FOCUS III 1.6 EcoBoost	JQDA	07.10 - 06.14	1596	B	110 kW	514	57
FOCUS III 1.6 EcoBoost	JQDB	07.10 - 06.14	1596	B	110 kW	514	57
FOCUS III 1.6 EcoBoost	JTDA	07.10 - 06.14	1596	B	134 kW	514	57
FOCUS III 1.6 EcoBoost	JTDB	07.10 - 06.14	1596	B	134 kW	514	57
FOCUS III 1.6 EcoBoost	YUDA	07.10 - 06.14	1596	B	110 kW	514	57
FOCUS III 1.6 Flexifuel	MUDA	07.10	1596	B/E	88 kW	514	61
FOCUS III 1.6 Flexifuel	YUDA	07.13	1596	B/E	110 kW	514	57








FOCUS III 1.6 LPG	MUDA	02.12	1596	B/G	88 kW	514	61
FOCUS III 1.6 LPG	MUDA	02.12	1596	B/G	86 kW	514	61
FOCUS III 1.6 TDCi ECOnetic	NGDA	05.12	1560	D	77 kW	510	33
FOCUS III 1.6 TDCi ECOnetic	NGDB	05.12	1560	D	77 kW	510	33
FOCUS III 1.6 TDCi	T1DA	07.10 - 12.17	1560	D	85 kW	510	33
FOCUS III 1.6 TDCi	T1DB	07.10 - 12.17	1560	D	85 kW	510	33
FOCUS III 1.6 TDCi	T3DA	07.10 - 12.17	1560	D	70 kW	510	33
FOCUS III 1.6 TDCi	T3DB	07.10 - 12.17	1560	D	70 kW	510	33
FOCUS III 1.6 Ti	IQDA	07.10 - 05.18	1596	B	77 kW	514	57
FOCUS III 1.6 Ti	IQDB	07.10 - 05.18	1596	B	77 kW	513	55
FOCUS III 1.6 Ti	IQDC	07.10 - 05.18	1596	B	77 kW	514	57
FOCUS III 1.6 Ti	MUDA	02.12 - 12.17	1596	B	88 kW	514	61
FOCUS III 1.6 Ti	XTDA	08.11 - 12.17	1596	B	63 kW	514	61
FOCUS III 2.0 TDCi	TXDB	07.10 - 06.14	1997	D	120 kW	524	122
FOCUS III 2.0 TDCi	TYDA	07.10 - 06.14	1997	D	85 kW	524	122
FOCUS III 2.0 TDCi	UFDB	07.10 - 06.14	1997	D	103 kW	524	122
FOCUS III 2.0 TDCi	UKDB	07.10 - 06.14	1997	D	100 kW	524	122
FOCUS IV (HN) 1.0 EcoBoost	SFDC	05.18	998	B	63 kW	506	9
FOCUS IV (HN) 2.0 EcoBlue	YLDA	01.18	1995	D	110 kW	522	107
FOCUS IV Turnier (HP) 1.0 EcoBoost	SFDC	09.18	998	B	63 kW	506	9
FOCUS IV Turnier (HP) 2.0 EcoBlue	YLDA	09.18	1995	D	110 kW	522	107
FUSION (JU_) 1.25	FUJA	08.04 - 12.12	1242	B	55 kW	506	8
FUSION (JU_) 1.25	FUJB	08.04 - 12.12	1242	B	55 kW	506	8
FUSION (JU_) 1.4 TDCi	F6JA	08.02 - 12.12	1399	D	50 kW	507	14
FUSION (JU_) 1.4 TDCi	F6JB	08.02 - 12.12	1399	D	50 kW	507	14
FUSION (JU_) 1.4	FXJA	08.02 - 12.12	1388	B	59 kW	512	45
FUSION (JU_) 1.4	FXJB	08.02 - 12.12	1388	B	59 kW	512	45
FUSION (JU_) 1.6 TDCi	HHJA	11.04 - 12.12	1560	D	66 kW	509	30
FUSION (JU_) 1.6 TDCi	HHJB	11.04 - 12.12	1560	D	66 kW	509	30
FUSION (JU_) 1.6	FYJA	08.02 - 12.11	1596	B	74 kW	513	51
FUSION (JU_) 1.6	FYJB	08.02 - 12.11	1596	B	74 kW	513	51
FUSION (JU_) 1.6	FYJC	08.02 - 12.11	1596	B	74 kW	513	54
GALAXY I (WGR) 1.9 TDI	1Z	03.95 - 05.06	1896	D	66 kW	514	62
GALAXY I (WGR) 1.9 TDI	AFN	08.97 - 04.00	1896	D	81 kW	514	62
GALAXY I (WGR) 1.9 TDI	AHU	03.95 - 05.06	1896	D	66 kW	515	63
GALAXY I (WGR) 1.9 TDI	ANU	03.95 - 05.06	1896	D	66 kW	515	64
GALAXY I (WGR) 1.9 TDI	ASZ	11.02 - 05.06	1896	D	96 kW	515	65
GALAXY I (WGR) 1.9 TDI	AUY	04.00 - 05.06	1896	D	85 kW	516	68
GALAXY I (WGR) 1.9 TDI	AVG	08.97 - 04.00	1896	D	81 kW	515	66
GALAXY I (WGR) 1.9 TDI	BTB	05.05 - 05.06	1896	D	110 kW	516	68
GALAXY I (WGR) 2.0 i	NSE	11.95 - 05.06	1998	B	85 kW	526	134
GALAXY I (WGR) 2.0 i	ZVSA	11.95 - 05.06	1998	B	85 kW	526	134
GALAXY I (WGR) 2.3 16V	Y5B	01.97 - 05.06	2295	B	107 kW	527	142
GALAXY I (WGR) 2.3 4x4	Y5B	09.96 - 04.00	2295	B	107 kW	527	142
GALAXY I (WGR) 2.8 V6	AYL	04.00 - 05.06	2792	B	150 kW	518	83
GALAXY I (WGR) 2.8 i V6 4x4	AAA	04.96 - 04.00	2792	B	128 kW	518	82
GALAXY I (WGR) 2.8 i V6 4x4	AMY	04.96 - 04.00	2792	B	128 kW	518	82
GALAXY I (WGR) 2.8 i V6	AAA	11.95 - 04.00	2792	B	128 kW	518	82
GALAXY I (WGR) 2.8 i V6	AMY	11.95 - 04.00	2792	B	128 kW	518	82
GALAXY II (WA6) 1.6 EcoBoost	JTWA	11.10 - 06.15	1596	B	118 kW	514	57
GALAXY II (WA6) 1.6 EcoBoost	JTWB	11.10 - 06.15	1596	B	118 kW	514	57
GALAXY II (WA6) 1.6 TDCi	T1WA	02.11 - 06.15	1560	D	85 kW	510	33
GALAXY II (WA6) 1.6 TDCi	T1WB	02.11 - 06.15	1560	D	85 kW	510	33
GALAXY II (WA6) 1.8 TDCi	FFWA	05.06 - 06.15	1753	D	74 kW	520	94
GALAXY II (WA6) 1.8 TDCi	QYWA	05.06 - 06.15	1753	D	92 kW	520	94
GALAXY II (WA6) 2.0 TDCi	AZWA	05.06 - 06.15	1997	D	96 kW	524	121
GALAXY II (WA6) 2.0 TDCi	AZWC	05.06 - 06.15	1997	D	100 kW	524	121
GALAXY II (WA6) 2.0 TDCi	KLWA	11.07 - 06.15	1997	D	85 kW	524	121
GALAXY II (WA6) 2.0 TDCi	QXWA	05.06 - 06.15	1997	D	103 kW	524	121
GALAXY II (WA6) 2.0 TDCi	QXWB	05.06 - 06.15	1997	D	103 kW	524	121
GALAXY II (WA6) 2.0 TDCi	QXWC	05.06 - 06.15	1997	D	103 kW	524	121
GALAXY II (WA6) 2.0 TDCi	TXWA	03.10 - 06.15	1997	D	120 kW	524	122

			<b>ccm</b>		<b>kw</b>		<b>1</b>	<b>POS</b>
GALAXY II (WA6) 2.0 TDCi	UFWA	05.06 - 06.15	1997	D	103 kW	524	123	
GALAXY II (WA6) 2.2 TDCi	KNWA	11.10 - 06.15	2179	D	147 kW	524	119	
GALAXY II (WA6) 2.2 TDCi	Q4BA	03.08 - 12.12	2179	D	129 kW	524	120	
GALAXY II (WA6) 2.2 TDCi	Q4WA	03.08 - 12.12	2179	D	129 kW	524	119	
GALAXY III (CK) 2.0 EcoBlue 4x4	BCCC	07.18	1995	D	140 kW	522	107	
GALAXY III (CK) 2.0 EcoBlue 4x4	YMCB	07.18	1995	D	110 kW	522	107	
GALAXY III (CK) 2.0 EcoBlue Bi-Turbo	YLCB	07.18	1995	D	176 kW	522	107	
GALAXY III (CK) 2.0 EcoBlue	BCCC	07.18	1995	D	140 kW	522	107	
GALAXY III (CK) 2.0 EcoBlue	YMCB	07.18	1995	D	110 kW	522	107	
GALAXY III (CK) 2.0 EcoBlue	YNCA	07.18	1995	D	88 kW	522	107	
GALAXY MK I VAN (WGR) 1.9 TDi	AHU	09.96 - 03.06	1896	D	66 kW	515	63	
GALAXY MK I VAN (WGR) 1.9 TDi	ANU	09.96 - 03.06	1896	D	66 kW	515	64	
GALAXY MK I VAN (WGR) 1.9 TDi	AUY	05.00 - 03.06	1896	D	85 kW	516	68	
GALAXY MK I VAN (WGR) 2.0	NSE	03.96 - 03.06	1998	B	85 kW	526	134	
GALAXY MK I VAN (WGR) 2.0	ZVSA	03.96 - 03.06	1998	B	85 kW	526	134	
GALAXY MK I VAN (WGR) 2.8	AAA	11.95 - 07.00	2792	B	128 kW	518	82	
GALAXY MK I VAN (WGR) 2.8	AYL	05.00 - 03.06	2792	B	150 kW	518	83	
GALAXY MK II VAN (WA6) EcoBoost	JTWA	02.11 - 06.15	1596	B	118 kW	514	57	
GALAXY MK II VAN (WA6) EcoBoost	JTWB	02.11 - 06.15	1596	B	118 kW	514	57	
GALAXY MK II VAN (WA6) TDCi	AZWA	11.06 - 06.15	1997	D	96 kW	524	121	
GALAXY MK II VAN (WA6) TDCi	KLWA	01.07 - 06.15	1997	D	85 kW	524	121	
GALAXY MK II VAN (WA6) TDCi	KNWA	03.13 - 06.15	2179	D	147 kW	524	119	
GALAXY MK II VAN (WA6) TDCi	QXWA	05.06 - 06.15	1997	D	103 kW	524	121	
GALAXY MK II VAN (WA6) TDCi	QXWB	05.06 - 06.15	1997	D	103 kW	524	121	
GALAXY MK II VAN (WA6) TDCi	QXWC	05.06 - 06.15	1997	D	103 kW	524	121	
GALAXY MK II VAN (WA6) TDCi	T1WA	03.13 - 06.15	1560	D	85 kW	510	33	
GALAXY MK II VAN (WA6) TDCi	T1WB	03.13 - 06.15	1560	D	85 kW	510	33	
GALAXY MK II VAN (WA6) TDCi	TXWA	03.10 - 06.15	1997	D	120 kW	524	122	
GALAXY MK II VAN (WA6) TDCi	UFWA	05.06 - 06.15	1997	D	103 kW	524	123	
GALAXY MK III VAN (CK) 2.0 EcoBlue AWD	BCCC	03.19	1995	D	140 kW	522	107	
GALAXY MK III VAN (CK) 2.0 EcoBlue	YMCB	03.19	1995	D	110 kW	522	107	
GALAXY 2.0	ABK	05.92 - 12.96	1984	B	82 kW	519	92	
GRANADA (GGTL, GGFL) 2.0	OHC LC	01.76 - 08.77	1994	B	64 kW	529	153	
GRANADA II (GU) 1.7	MY	08.77 - 07.81	1699	B	54 kW	528	146	
GRANADA II (GU) 2.0	NEK	01.80 - 08.85	1993	B	77 kW	529	155	
GRANADA II (GU) 2.0	NEP	08.79 - 08.85	1993	B	74 kW	529	157	
GRANADA II (GU) 2.0	NYP	08.77 - 08.85	1998	B	66 kW	522	108	
GRANADA II (GU) 2.5 D	STP	08.82 - 08.85	2499	D	51 kW	530	163	
GRANADA Turnier (GNU) 1.7	MYE	08.77 - 07.81	1699	B	54 kW	528	147	
GRANADA Turnier (GNU) 2.0	NEK	01.80 - 08.85	1993	B	77 kW	529	155	
GRANADA Turnier (GNU) 2.0	NEP	08.79 - 08.85	1993	B	74 kW	529	157	
GRANADA Turnier (GNU) 2.0	NYP	08.77 - 08.85	1998	B	66 kW	522	108	
GRANADA Turnier (GNU) 2.0	OHC LC	08.77 - 07.79	1994	B	64 kW	529	153	
GRANADA Turnier (GNU) 2.5 D	STP	08.82 - 08.85	2499	D	51 kW	530	163	
GRAND C-MAX (DXA/CB7, DXA/CEU) 1.0 EcoBoost	M1DA	10.12 - 06.19	998	B	92 kW	506	9	
GRAND C-MAX (DXA/CB7, DXA/CEU) 1.0 EcoBoost	M1DD	10.12 - 06.19	998	B	92 kW	506	9	
GRAND C-MAX (DXA/CB7, DXA/CEU) 1.0 EcoBoost	M2DA	10.12 - 06.19	998	B	74 kW	506	9	
GRAND C-MAX (DXA/CB7, DXA/CEU) 1.0 EcoBoost	M2DC	10.12 - 06.19	998	B	74 kW	506	9	
GRAND C-MAX (DXA/CB7, DXA/CEU) 1.0 EcoBoost	SFDA	10.12 - 06.19	998	B	74 kW	506	9	
GRAND C-MAX (DXA/CB7, DXA/CEU) 1.5 EcoBoost	M8DB	03.15 - 06.19	1498	B	110 kW	514	57	
GRAND C-MAX (DXA/CB7, DXA/CEU) 1.5 EcoBoost	M9DB	03.15 - 06.19	1498	B	134 kW	514	57	
GRAND C-MAX (DXA/CB7, DXA/CEU) 1.5 TDCi	XWDA	03.15 - 06.19	1499	D	88 kW	506	12	
GRAND C-MAX (DXA/CB7, DXA/CEU) 1.5 TDCi	XWDB	03.15 - 06.19	1499	D	88 kW	506	12	
GRAND C-MAX (DXA/CB7, DXA/CEU) 1.5 TDCi	XWDC	03.15 - 06.19	1499	D	88 kW	506	12	
GRAND C-MAX (DXA/CB7, DXA/CEU) 1.5 TDCi	XWDD	03.15 - 06.19	1499	D	88 kW	506	12	
GRAND C-MAX (DXA/CB7, DXA/CEU) 1.5 TDCi	XWDE	03.15 - 06.19	1499	D	88 kW	506	12	
GRAND C-MAX (DXA/CB7, DXA/CEU) 1.5 TDCi	XXDA	03.15 - 06.19	1499	D	70 kW	506	12	
GRAND C-MAX (DXA/CB7, DXA/CEU) 1.5 TDCi	XXDC	03.15 - 06.19	1499	D	70 kW	506	12	
GRAND C-MAX (DXA/CB7, DXA/CEU) 1.6 EcoBoost	JQDA	12.10 - 06.19	1596	B	110 kW	514	57	
GRAND C-MAX (DXA/CB7, DXA/CEU) 1.6 EcoBoost	JQDB	12.10 - 06.19	1596	B	110 kW	514	57	
GRAND C-MAX (DXA/CB7, DXA/CEU) 1.6 EcoBoost	JTDA	12.10 - 06.19	1596	B	134 kW	514	57	
GRAND C-MAX (DXA/CB7, DXA/CEU) 1.6 EcoBoost	JTDB	12.10 - 06.19	1596	B	134 kW	514	57	








GRAND C-MAX (DXA/CB7, DXA/CEU) 1.6 TDCi	T1DA	12.10 - 06.19	1560	D	85 kW	510	33
GRAND C-MAX (DXA/CB7, DXA/CEU) 1.6 TDCi	T1DB	12.10 - 06.19	1560	D	85 kW	510	33
GRAND C-MAX (DXA/CB7, DXA/CEU) 1.6 TDCi	T3DA	12.10 - 06.19	1560	D	70 kW	510	33
GRAND C-MAX (DXA/CB7, DXA/CEU) 1.6 TDCi	T3DB	12.10 - 06.19	1560	D	70 kW	510	33
GRAND C-MAX (DXA/CB7, DXA/CEU) 1.6 Ti	IQDA	12.10 - 06.19	1596	B	77 kW	514	57
GRAND C-MAX (DXA/CB7, DXA/CEU) 1.6 Ti	IQDB	12.10 - 06.19	1596	B	77 kW	513	55
GRAND C-MAX (DXA/CB7, DXA/CEU) 1.6 Ti	XTDA	12.10 - 06.19	1596	B	63 kW	514	61
GRAND C-MAX (DXA/CB7, DXA/CEU) 2.0 TDCi	TXDB	12.10 - 06.19	1997	D	120 kW	524	122
GRAND C-MAX (DXA/CB7, DXA/CEU) 2.0 TDCi	TYDA	02.11 - 06.19	1997	D	85 kW	524	122
GRAND C-MAX (DXA/CB7, DXA/CEU) 2.0 TDCi	UFDB	02.11 - 06.19	1997	D	103 kW	524	122
GRAND C-MAX (DXA/CB7, DXA/CEU) 2.0 TDCi	UKDB	02.11 - 06.19	1997	D	100 kW	524	122
GRAND C-MAX Van 1.0 EcoBoost	M1DA	10.12 - 06.19	998	B	92 kW	506	9
GRAND C-MAX Van 1.0 EcoBoost	M1DD	10.12 - 06.19	998	B	92 kW	506	9
GRAND C-MAX Van 1.0 EcoBoost	M2DA	10.12 - 06.18	998	B	74 kW	506	9
GRAND C-MAX Van 1.0 EcoBoost	M2DC	10.12 - 06.18	998	B	74 kW	506	9
GRAND C-MAX Van 1.0 EcoBoost	SFDA	10.12 - 06.18	998	B	74 kW	506	9
GRAND C-MAX Van 1.5 EcoBoost	M8DB	03.15 - 06.19	1498	B	110 kW	514	57
GRAND C-MAX Van 1.5 TDCi	XWDA	03.15 - 06.19	1499	D	88 kW	506	12
GRAND C-MAX Van 1.5 TDCi	XWDB	03.15 - 06.19	1499	D	88 kW	506	12
GRAND C-MAX Van 1.5 TDCi	XWDC	03.15 - 06.19	1499	D	88 kW	506	12
GRAND C-MAX Van 1.5 TDCi	XWDD	03.15 - 06.19	1499	D	88 kW	506	12
GRAND C-MAX Van 1.5 TDCi	XWDE	03.15 - 06.19	1499	D	88 kW	506	12
GRAND C-MAX Van 1.6 EcoBoost	JQDA	12.10 - 06.19	1596	B	110 kW	514	57
GRAND C-MAX Van 1.6 EcoBoost	JQDB	12.10 - 06.19	1596	B	110 kW	514	57
GRAND C-MAX Van 1.6 EcoBoost	JTDA	12.10 - 06.19	1596	B	134 kW	514	57
GRAND C-MAX Van 1.6 EcoBoost	JTDB	12.10 - 06.19	1596	B	134 kW	514	57
GRAND C-MAX Van 1.6 TDCi	T1DA	12.10 - 06.19	1560	D	85 kW	510	33
GRAND C-MAX Van 1.6 TDCi	T1DB	12.10 - 06.19	1560	D	85 kW	510	33
GRAND C-MAX Van 1.6 TDCi	T3DA	12.10 - 06.19	1560	D	70 kW	510	33
GRAND C-MAX Van 1.6 TDCi	T3DB	12.10 - 06.19	1560	D	70 kW	510	33
GRAND C-MAX Van 1.6 TDCi	TYDA	02.11 - 06.19	1997	D	85 kW	524	122
GRAND C-MAX Van 2.0 TDCi	TXDB	12.10 - 06.19	1997	D	120 kW	524	122
GRAND C-MAX Van 2.0 TDCi	UFDB	12.10 - 06.19	1997	D	103 kW	524	122
KA (RB_) 1.3 i ROCAM	A9A	11.97 - 11.08	1299	B	51 kW	509	26
KA (RB_) 1.3 i ROCAM	A9B	11.97 - 11.08	1299	B	51 kW	509	26
KA (RB_) 1.3 i	BAA	09.96 - 11.08	1299	B	44 kW	509	26
KA (RB_) 1.3 i	J4D	09.96 - 11.08	1299	B	44 kW	509	26
KA (RB_) 1.3 i	J4K	09.96 - 11.08	1299	B	44 kW	509	26
KA (RB_) 1.3 i	J4M	09.96 - 11.08	1299	B	44 kW	509	26
KA (RB_) 1.3 i	J4N	09.96 - 11.08	1299	B	44 kW	509	25
KA (RB_) 1.3 i	J4P	09.96 - 11.08	1299	B	44 kW	509	26
KA (RB_) 1.3 i	J4S	09.96 - 11.08	1299	B	44 kW	509	25
KA (RB_) 1.3 i	JJB	09.96 - 10.02	1299	B	37 kW	509	26
KA (RB_) 1.3 i	JJD	06.98 - 11.08	1299	B	36 kW	509	25
KA (RB_) 1.3 i	JJF	06.98 - 11.08	1299	B	36 kW	509	25
KA (RB_) 1.3 i	JJG	06.98 - 11.08	1299	B	36 kW	509	25
KA (RB_) 1.3 i	JJH	06.98 - 11.08	1299	B	36 kW	509	25
KA (RB_) 1.3 i	JJL	06.98 - 11.08	1299	B	36 kW	509	25
KA (RU8) 1.2	FP4	10.08 - 05.16	1242	B	51 kW	505	5
KA (RU8) 1.3 TDCi	FD4	10.08 - 05.16	1248	D	55 kW	505	4
KA Van (RB) 1.3 i	BAA	05.02 - 05.05	1299	B	44 kW	509	26
KA Van (RB) 1.3 i	J4D	05.02 - 05.05	1299	B	44 kW	509	26
KA Van (RB) 1.3 i	J4K	05.02 - 05.05	1299	B	44 kW	509	26
KA Van (RB) 1.3 i	J4M	05.02 - 05.05	1299	B	44 kW	509	26
KA Van (RB) 1.3 i	J4N	05.02 - 05.05	1299	B	44 kW	509	25
KA Van (RB) 1.3 i	J4P	05.02 - 05.05	1299	B	44 kW	509	26
KA Van (RB) 1.3 i	J4S	05.02 - 05.05	1299	B	44 kW	509	25
KA Van (RB) 1.3	A9A	09.02 - 03.04	1299	B	51 kW	509	26
KA Van (RB) 1.3	A9B	09.02 - 03.04	1299	B	51 kW	509	26
KA+ III (UK, FK) 1.0 Flexfuel	P4JA	08.14	998	B/E	63 kW	506	9
KA+ III (UK, FK) 1.5 TDCi	15DSOX	09.15	1499	D	74 kW	506	12
KA+ III (UK, FK) 1.5 TDCi	15DSOX	02.18	1499	D	70 kW	506	12



			<b>ccm</b>		<b>kw</b>		<b>1 POS</b>
KA+ III (UK, FK) 1.5 TDCi	15DSOX	02.18	1499	D	66 kW	506	12
KA+ III Stufenheck (TK, FK) 1.0 Flexfuel	P4JA	08.14	998	B/E	63 kW	506	9
KA+ III Stufenheck (TK, FK) 1.5 TDCi	15DSOX	09.15 - 02.19	1499	D	74 kW	506	12
KUGA I VAN 2.5	HYDB	02.08 - 11.12	2521	B	147 kW	521	104
KUGA I VAN 2.5	HYDC	02.08 - 11.12	2521	B	147 kW	521	104
KUGA I VAN TDCi 4x4	TXDA	03.10 - 11.12	1997	D	120 kW	524	122
KUGA I VAN TDCi 4x4	UFDA	03.10 - 11.12	1997	D	103 kW	524	122
KUGA I VAN TDCi	UFDA	03.10 - 11.12	1997	D	103 kW	524	122
KUGA II (DM2) 1.5 EcoBoost 4x4	M8MA	07.16	1499	B	110 kW	514	57
KUGA II (DM2) 1.5 EcoBoost	M8MA	09.14 - 06.19	1499	B	110 kW	514	57
KUGA II (DM2) 1.5 TDCi	XWMB	07.16 - 06.19	1499	D	88 kW	506	13
KUGA II (DM2) 1.5 TDCi	XWMC	07.16 - 06.19	1499	D	88 kW	506	13
KUGA II (DM2) 1.6 EcoBoost 4x4	JQMA	03.13 - 09.14	1596	B	110 kW	514	57
KUGA II (DM2) 1.6 EcoBoost 4x4	JQMB	03.13 - 09.14	1596	B	110 kW	514	57
KUGA II (DM2) 1.6 EcoBoost 4x4	JTMA	03.13 - 08.15	1596	B	134 kW	514	57
KUGA II (DM2) 1.6 EcoBoost 4x4	JTMA	10.12 - 04.15	1596	B	132 kW	514	57
KUGA II (DM2) 1.6 EcoBoost	JQMA	03.13 - 09.14	1596	B	110 kW	514	57
KUGA II (DM2) 1.6 EcoBoost	JQMB	03.13 - 09.14	1596	B	110 kW	514	57
KUGA II (DM2) 1.6 EcoBoost	JTMA	01.13	1596	B	130 kW	514	57
KUGA II (DM2) 2.0 TDCi 4x4	TXDA	03.13 - 09.14	1997	D	120 kW	524	122
KUGA II (DM2) 2.0 TDCi 4x4	TXMA	03.13 - 09.14	1997	D	120 kW	524	122
KUGA II VAN 1.5 EcoBoost	M8MA	09.14	1499	B	110 kW	514	57
KUGA II VAN 1.5 TDCi	XWMB	01.19	1499	D	88 kW	506	13
KUGA II VAN 1.5 TDCi	XWMC	01.19	1499	D	88 kW	506	13
KUGA III (DFK) 2.0 EcoBlue 4x4	YLDC	02.21	1996	D	110 kW	522	110
KUGA III (DFK) 2.0 EcoBlue mHEV	YLDC	07.19	1996	D/E	110 kW	522	110
KUGA I 2.0 TDCi 4x4	G6DG	03.08 - 11.12	1997	D	100 kW	524	121
KUGA I 2.0 TDCi 4x4	TXDA	03.10 - 11.12	1997	D	120 kW	524	122
KUGA I 2.0 TDCi 4x4	UFDA	03.10 - 11.12	1997	D	103 kW	524	122
KUGA I 2.0 TDCi 4x4	UKDA	03.08 - 11.12	1997	D	100 kW	524	122
KUGA I 2.0 TDCi	G6DG	03.08 - 11.12	1997	D	100 kW	524	121
KUGA I 2.0 TDCi	UFDA	03.10 - 11.12	1997	D	103 kW	524	122
KUGA I 2.0 TDCi	UKDA	03.08 - 11.12	1997	D	100 kW	524	122
KUGA I 2.5 4x4	HYDB	02.08 - 11.12	2521	B	147 kW	521	104
KUGA I 2.5 4x4	HYDC	02.08 - 11.12	2521	B	147 kW	521	104
METROSTAR 2.5	LCBD	10.00 - 02.07	2495	B	125 kW	519	89
MONDEO I (GBP) 1.6 i 16V	L1F	02.93 - 08.96	1597	B	66 kW	511	42
MONDEO I (GBP) 1.6 i 16V	L1J	07.94 - 08.96	1597	B	65 kW	511	42
MONDEO I (GBP) 1.8 TD	RFM	06.93 - 08.96	1753	D	65 kW	520	96
MONDEO I (GBP) 1.8 TD	RFM	10.95 - 08.96	1753	D	66 kW	520	96
MONDEO I (GBP) 1.8 TD	RFN	06.93 - 08.96	1753	D	65 kW	519	91
MONDEO I (GBP) 1.8 TD	RFN	10.95 - 08.96	1753	D	66 kW	519	91
MONDEO I (GBP) 1.8 i 16V 4x4	RKA	02.93 - 08.96	1796	B	85 kW	517	78
MONDEO I (GBP) 1.8 i 16V	RKA	02.93 - 08.96	1796	B	85 kW	517	78
MONDEO I (GBP) 1.8 i 16V	RKB	07.94 - 08.96	1796	B	82 kW	517	78
MONDEO I (GBP) 2.0 i 16V 4x4	NGA	12.94 - 08.96	1988	B	97 kW	523	115
MONDEO I (GBP) 2.0 i 16V 4x4	NGA	04.93 - 08.96	1988	B	100 kW	523	115
MONDEO I (GBP) 2.0 i 16V	NGA	02.93 - 08.96	1988	B	100 kW	523	115
MONDEO I (GBP) 2.0 i 16V	NGA	12.94 - 08.96	1988	B	97 kW	523	115
MONDEO I Stufenheck (GBP) 1.6 i 16V	L1F	02.93 - 08.96	1597	B	66 kW	511	42
MONDEO I Stufenheck (GBP) 1.6 i 16V	L1J	07.94 - 08.96	1597	B	65 kW	511	42
MONDEO I Stufenheck (GBP) 1.8 4x4	RKA	02.93 - 08.96	1796	B	85 kW	517	78
MONDEO I Stufenheck (GBP) 1.8 TD	RFM	06.93 - 08.96	1753	D	65 kW	520	96
MONDEO I Stufenheck (GBP) 1.8 TD	RFM	10.95 - 08.96	1753	D	66 kW	520	96
MONDEO I Stufenheck (GBP) 1.8 TD	RFN	06.93 - 08.96	1753	D	65 kW	519	91
MONDEO I Stufenheck (GBP) 1.8 TD	RFN	10.95 - 08.96	1753	D	66 kW	519	91
MONDEO I Stufenheck (GBP) 1.8 i 16V	RKA	01.93 - 08.96	1796	B	85 kW	517	78
MONDEO I Stufenheck (GBP) 1.8 i 16V	RKB	01.94 - 08.96	1796	B	82 kW	517	78
MONDEO I Stufenheck (GBP) 2.0 i 16V 4x4	NGA	12.94 - 08.96	1988	B	97 kW	523	115
MONDEO I Stufenheck (GBP) 2.0 i 16V 4x4	NGA	02.93 - 08.96	1988	B	100 kW	523	115
MONDEO I Stufenheck (GBP) 2.0 i 16V	NGA	01.93 - 08.96	1988	B	100 kW	523	115
MONDEO I Turnier (BNP) 1.6 i 16V	L1F	04.93 - 08.96	1597	B	66 kW	511	42















MONDEO I Turnier (BNP) 1.6 i 16V	L1J	07.94 - 08.96	1597	B	65 kW	511	42
MONDEO I Turnier (BNP) 1.8 TD	RFM	06.93 - 08.96	1753	D	65 kW	520	96
MONDEO I Turnier (BNP) 1.8 TD	RFM	11.95 - 08.96	1753	D	66 kW	520	96
MONDEO I Turnier (BNP) 1.8 TD	RFN	06.93 - 08.96	1753	D	65 kW	519	91
MONDEO I Turnier (BNP) 1.8 TD	RFN	11.95 - 08.96	1753	D	66 kW	519	91
MONDEO I Turnier (BNP) 1.8 i 16V 4x4	RKA	04.93 - 08.96	1796	B	85 kW	517	78
MONDEO I Turnier (BNP) 1.8 i 16V	RKA	04.93 - 08.96	1796	B	85 kW	517	78
MONDEO I Turnier (BNP) 1.8 i 16V	RKB	07.94 - 08.96	1796	B	82 kW	517	78
MONDEO I Turnier (BNP) 2.0 i 16V 4x4	NGA	12.94 - 08.96	1988	B	97 kW	523	115
MONDEO I Turnier (BNP) 2.0 i 16V 4x4	NGA	04.93 - 08.96	1988	B	100 kW	523	115
MONDEO I Turnier (BNP) 2.0 i 16V	NGA	04.93 - 08.96	1988	B	100 kW	523	115
MONDEO I Turnier (BNP) 2.0 i 16V	NGA	01.93 - 08.96	1988	B	97 kW	523	115
MONDEO II (BAP) 1.6 i 16V	L1L	05.98 - 09.00	1597	B	70 kW	512	43
MONDEO II (BAP) 1.6 i 16V	L1N	05.98 - 09.00	1597	B	70 kW	512	43
MONDEO II (BAP) 1.6 i 16V	L1Q	05.98 - 09.00	1597	B	70 kW	512	43
MONDEO II (BAP) 1.6 i	L1J	08.96 - 09.00	1597	B	66 kW	511	42
MONDEO II (BAP) 1.8 TD	RFN	08.96 - 09.00	1753	D	66 kW	519	91
MONDEO II (BAP) 1.8 i	RKB	08.96 - 09.00	1796	B	85 kW	517	78
MONDEO II (BAP) 1.8 i	RKF	08.96 - 09.00	1796	B	85 kW	517	77
MONDEO II (BAP) 1.8 i	RKH	08.96 - 09.00	1796	B	85 kW	517	77
MONDEO II (BAP) 1.8 i	RKJ	08.96 - 09.00	1796	B	85 kW	517	77
MONDEO II (BAP) 1.8 i	RKK	08.96 - 09.00	1796	B	85 kW	517	79
MONDEO II (BAP) 2.0 i	NGA	08.96 - 09.00	1988	B	96 kW	523	115
MONDEO II (BAP) 2.0 i	NGB	08.96 - 09.00	1988	B	96 kW	523	116
MONDEO II (BAP) 2.0 i	NGC	08.96 - 09.00	1988	B	96 kW	523	115
MONDEO II (BAP) 2.0 i	NGD	08.96 - 09.00	1988	B	96 kW	523	115
MONDEO II Stufenheck (BFP) 1.6 i 16V	L1L	05.98 - 09.00	1597	B	70 kW	512	43
MONDEO II Stufenheck (BFP) 1.6 i 16V	L1N	05.98 - 09.00	1597	B	70 kW	512	43
MONDEO II Stufenheck (BFP) 1.6 i 16V	L1Q	05.98 - 09.00	1597	B	70 kW	512	43
MONDEO II Stufenheck (BFP) 1.6 i	L1J	08.96 - 09.00	1597	B	66 kW	511	42
MONDEO II Stufenheck (BFP) 1.8 TD	RFN	08.96 - 09.00	1753	D	66 kW	519	91
MONDEO II Stufenheck (BFP) 1.8 i	RKB	08.96 - 09.00	1796	B	85 kW	517	78
MONDEO II Stufenheck (BFP) 1.8 i	RKF	08.96 - 09.00	1796	B	85 kW	517	77
MONDEO II Stufenheck (BFP) 1.8 i	RKH	08.96 - 09.00	1796	B	85 kW	517	77
MONDEO II Stufenheck (BFP) 1.8 i	RKJ	08.96 - 09.00	1796	B	85 kW	517	77
MONDEO II Stufenheck (BFP) 1.8 i	RKK	08.96 - 09.00	1796	B	85 kW	517	79
MONDEO II Stufenheck (BFP) 2.0 i	NGA	08.96 - 09.00	1988	B	96 kW	523	115
MONDEO II Stufenheck (BFP) 2.0 i	NGB	08.96 - 09.00	1988	B	96 kW	523	116
MONDEO II Stufenheck (BFP) 2.0 i	NGC	08.96 - 09.00	1988	B	96 kW	523	115
MONDEO II Stufenheck (BFP) 2.0 i	NGD	08.96 - 09.00	1988	B	96 kW	523	115
MONDEO II Stufenheck (BFP) 2.5 24V	LCBD	06.00 - 09.00	2495	B	125 kW	519	89
MONDEO II Turnier (BNP) 1.6 i 16V	L1L	05.98 - 09.00	1597	B	70 kW	512	43
MONDEO II Turnier (BNP) 1.6 i 16V	L1N	05.98 - 09.00	1597	B	70 kW	512	43
MONDEO II Turnier (BNP) 1.6 i 16V	L1Q	05.98 - 09.00	1597	B	70 kW	512	43
MONDEO II Turnier (BNP) 1.6 i	L1J	08.96 - 09.00	1597	B	66 kW	511	42
MONDEO II Turnier (BNP) 1.8 TD	RFN	08.96 - 09.00	1753	D	66 kW	519	91
MONDEO II Turnier (BNP) 1.8 i	RKA	08.96 - 09.00	1796	B	85 kW	517	78
MONDEO II Turnier (BNP) 1.8 i	RKB	08.96 - 09.00	1796	B	85 kW	517	78
MONDEO II Turnier (BNP) 1.8 i	RKF	08.96 - 09.00	1796	B	85 kW	517	77
MONDEO II Turnier (BNP) 1.8 i	RKH	08.96 - 09.00	1796	B	85 kW	517	77
MONDEO II Turnier (BNP) 1.8 i	RKJ	08.96 - 09.00	1796	B	85 kW	517	77
MONDEO II Turnier (BNP) 1.8 i	RKK	08.96 - 09.00	1796	B	85 kW	517	79
MONDEO II Turnier (BNP) 2.0 i	NGA	08.96 - 09.00	1988	B	96 kW	523	115
MONDEO II Turnier (BNP) 2.0 i	NGB	08.96 - 09.00	1988	B	96 kW	523	116
MONDEO II Turnier (BNP) 2.0 i	NGC	08.96 - 09.00	1988	B	96 kW	523	115
MONDEO II Turnier (BNP) 2.0 i	NGD	08.96 - 09.00	1988	B	96 kW	523	115
MONDEO III (B5Y) 1.8 SCi	CFBA	06.03 - 03.07	1798	B	96 kW	521	102
MONDEO III (B5Y) 2.0 16V DI / TDDi / TDCi	D5BA	10.00 - 03.07	1998	D	66 kW	525	125
MONDEO III (B5Y) 2.0 16V DI / TDDi / TDCi	SDBA	10.00 - 03.07	1998	D	66 kW	525	125
MONDEO III (B5Y) 2.0 16V TDDi / TDCi	D6BA	10.00 - 03.07	1998	D	85 kW	525	125
MONDEO III (B5Y) 2.0 16V TDDi / TDCi	HJBA	10.00 - 03.07	1998	D	85 kW	525	125
MONDEO III (B5Y) 2.0 16V TDDi / TDCi	HJBB	10.00 - 03.07	1998	D	85 kW	525	125

			<b>ccm</b>		<b>kw</b>		<b>1</b> POS
MONDEO III (B5Y) 2.0 16V TDDi / TDCi	HJBC	10.00 - 03.07	1998	D	85 kW	525	127
MONDEO III (B5Y) 2.0 TDCi	FMBA	10.01 - 03.07	1998	D	96 kW	525	125
MONDEO III (B5Y) 2.0 TDCi	N7BA	10.01 - 03.07	1998	D	96 kW	525	125
MONDEO III (B5Y) 2.0 TDCi	N7BB	10.01 - 03.07	1998	D	96 kW	525	125
MONDEO III (B5Y) 2.2 TDCi	QJBA	09.04 - 03.07	2198	D	114 kW	525	125
MONDEO III (B5Y) 2.2 TDCi	QJBB	09.04 - 03.07	2198	D	114 kW	525	125
MONDEO III (B5Y) 2.2 TDCi	QJBC	09.04 - 03.07	2198	D	110 kW	525	125
MONDEO III (B5Y) 2.2 TDCi	QJBD	09.04 - 03.07	2198	D	110 kW	525	125
MONDEO III (B5Y) 2.5 V6 24V	LCBD	10.00 - 03.07	2495	B	125 kW	519	89
MONDEO III Stufenheck (B4Y) 1.8 SCi	CFBA	06.03 - 03.07	1798	B	96 kW	521	102
MONDEO III Stufenheck (B4Y) 2.0 16V DI / TDDi / TDCi	D5BA	10.00 - 03.07	1998	D	66 kW	525	125
MONDEO III Stufenheck (B4Y) 2.0 16V DI / TDDi / TDCi	SDBA	10.00 - 03.07	1998	D	66 kW	525	125
MONDEO III Stufenheck (B4Y) 2.0 16V TDDi / TDCi	D6BA	10.00 - 03.07	1998	D	85 kW	525	125
MONDEO III Stufenheck (B4Y) 2.0 16V TDDi / TDCi	HJBA	10.00 - 03.07	1998	D	85 kW	525	125
MONDEO III Stufenheck (B4Y) 2.0 16V TDDi / TDCi	HJBB	10.00 - 03.07	1998	D	85 kW	525	125
MONDEO III Stufenheck (B4Y) 2.0 16V TDDi / TDCi	HJBC	10.00 - 03.07	1998	D	85 kW	525	127
MONDEO III Stufenheck (B4Y) 2.0 TDCi	FMBA	10.01 - 03.07	1998	D	96 kW	525	125
MONDEO III Stufenheck (B4Y) 2.0 TDCi	N7BA	10.01 - 03.07	1998	D	96 kW	525	125
MONDEO III Stufenheck (B4Y) 2.0 TDCi	N7BB	10.01 - 03.07	1998	D	96 kW	525	125
MONDEO III Stufenheck (B4Y) 2.2 TDCi	QJBA	09.04 - 03.07	2198	D	114 kW	525	125
MONDEO III Stufenheck (B4Y) 2.2 TDCi	QJBB	09.04 - 03.07	2198	D	114 kW	525	125
MONDEO III Stufenheck (B4Y) 2.2 TDCi	QJBC	09.04 - 03.07	2198	D	110 kW	525	125
MONDEO III Stufenheck (B4Y) 2.2 TDCi	QJBD	09.04 - 03.07	2198	D	110 kW	525	125
MONDEO III Stufenheck (B4Y) 2.5 V6 24V	LCBD	10.00 - 03.07	2495	B	125 kW	519	89
MONDEO III Stufenheck (B4Y) 2.5 V6	LCBD	10.00 - 03.07	2495	B	125 kW	519	89
MONDEO III Turnier (BWY) 1.8 SCi	CFBA	06.03 - 03.07	1798	B	96 kW	521	102
MONDEO III Turnier (BWY) 2.0 16V DI / TDDi / TDCi	D5BA	10.00 - 03.07	1998	D	66 kW	525	125
MONDEO III Turnier (BWY) 2.0 16V DI / TDDi / TDCi	SDBA	10.00 - 03.07	1998	D	66 kW	525	125
MONDEO III Turnier (BWY) 2.0 16V TDDi / TDCi	D6BA	10.00 - 03.07	1998	D	85 kW	525	125
MONDEO III Turnier (BWY) 2.0 16V TDDi / TDCi	HJBA	10.00 - 03.07	1998	D	85 kW	525	125
MONDEO III Turnier (BWY) 2.0 16V TDDi / TDCi	HJBB	10.00 - 03.07	1998	D	85 kW	525	125
MONDEO III Turnier (BWY) 2.0 16V TDDi / TDCi	HJBC	10.00 - 03.07	1998	D	85 kW	525	127
MONDEO III Turnier (BWY) 2.0 TDCi	FMBA	10.01 - 03.07	1998	D	96 kW	525	125
MONDEO III Turnier (BWY) 2.0 TDCi	N7BA	10.01 - 03.07	1998	D	96 kW	525	125
MONDEO III Turnier (BWY) 2.0 TDCi	N7BB	10.01 - 03.07	1998	D	96 kW	525	125
MONDEO III Turnier (BWY) 2.2 TDCi	QJBA	09.04 - 03.07	2198	D	114 kW	525	125
MONDEO III Turnier (BWY) 2.2 TDCi	QJBB	09.04 - 03.07	2198	D	114 kW	525	125
MONDEO III Turnier (BWY) 2.2 TDCi	QJBC	09.04 - 03.07	2198	D	110 kW	525	125
MONDEO III Turnier (BWY) 2.2 TDCi	QJBD	09.04 - 03.07	2198	D	110 kW	525	125
MONDEO III Turnier (BWY) 2.5 V6 24V	LCBD	10.00 - 03.07	2495	B	125 kW	519	89
MONDEO IV (BA7) 1.6 EcoBoost	JTBA	02.11 - 01.15	1596	B	118 kW	514	57
MONDEO IV (BA7) 1.6 EcoBoost	JTBB	02.11 - 01.15	1596	B	118 kW	514	57
MONDEO IV (BA7) 1.6 TDCi	T1BA	02.11 - 01.15	1560	D	85 kW	510	33
MONDEO IV (BA7) 1.6 TDCi	T1BB	02.11 - 01.15	1560	D	85 kW	510	33
MONDEO IV (BA7) 1.6 TDCi	T1BC	02.11 - 01.15	1560	D	85 kW	510	33
MONDEO IV (BA7) 1.6 Ti	PNBA	03.07 - 01.15	1596	B	92 kW	513	52
MONDEO IV (BA7) 1.6 Ti	RHBA	03.07 - 01.15	1596	B	81 kW	513	52
MONDEO IV (BA7) 1.8 TDCi	FFBA	03.07 - 01.15	1753	D	74 kW	520	94
MONDEO IV (BA7) 1.8 TDCi	KHBA	06.07 - 01.15	1753	D	92 kW	520	94
MONDEO IV (BA7) 1.8 TDCi	QYBA	06.07 - 01.15	1753	D	92 kW	520	94
MONDEO IV (BA7) 2.0 TDCi	AZBA	03.07 - 01.15	1997	D	96 kW	524	121
MONDEO IV (BA7) 2.0 TDCi	AZBC	03.07 - 12.14	1997	D	100 kW	524	121
MONDEO IV (BA7) 2.0 TDCi	KLBA	11.07 - 01.15	1997	D	85 kW	524	121
MONDEO IV (BA7) 2.0 TDCi	LPBA	11.07 - 01.15	1997	D	85 kW	524	121
MONDEO IV (BA7) 2.0 TDCi	QXBA	03.07 - 01.15	1997	D	103 kW	524	121
MONDEO IV (BA7) 2.0 TDCi	QXBB	03.07 - 01.15	1997	D	103 kW	524	121
MONDEO IV (BA7) 2.0 TDCi	TXBA	03.10 - 01.15	1997	D	120 kW	524	122
MONDEO IV (BA7) 2.0 TDCi	TXBB	03.10 - 01.15	1997	D	120 kW	524	122
MONDEO IV (BA7) 2.2 TDCi	Q4BA	03.08 - 10.10	2179	D	129 kW	524	120
MONDEO IV (BA7) 2.5	HUBA	03.07 - 01.15	2521	B	162 kW	521	104
MONDEO IV Stufenheck (BA7) 1.6 EcoBoost	JTBA	11.10 - 01.15	1596	B	118 kW	514	57
MONDEO IV Stufenheck (BA7) 1.6 EcoBoost	JTBB	11.10 - 01.15	1596	B	118 kW	514	57

















							
			ccm				
MONDEO IV Stufenheck (BA7) 1.6 TDCi	T1BA	12.10 - 01.15	1560	D	85 kW	510	33
MONDEO IV Stufenheck (BA7) 1.6 TDCi	T1BB	12.10 - 01.15	1560	D	85 kW	510	33
MONDEO IV Stufenheck (BA7) 1.6 TDCi	T1BC	12.10 - 01.15	1560	D	85 kW	510	33
MONDEO IV Stufenheck (BA7) 1.6 Ti	PNBA	03.07 - 01.15	1596	B	92 kW	513	52
MONDEO IV Stufenheck (BA7) 1.6 Ti	RHBA	03.07 - 01.15	1596	B	81 kW	513	52
MONDEO IV Stufenheck (BA7) 1.8 TDCi	FFBA	03.07 - 01.15	1753	D	74 kW	520	94
MONDEO IV Stufenheck (BA7) 1.8 TDCi	KHBA	06.07 - 01.15	1753	D	92 kW	520	94
MONDEO IV Stufenheck (BA7) 1.8 TDCi	QYBA	06.07 - 01.15	1753	D	92 kW	520	94
MONDEO IV Stufenheck (BA7) 2.0 TDCi	AZBA	03.07 - 01.15	1997	D	96 kW	524	121
MONDEO IV Stufenheck (BA7) 2.0 TDCi	AZBC	08.08 - 12.14	1997	D	100 kW	524	121
MONDEO IV Stufenheck (BA7) 2.0 TDCi	KLBA	11.07 - 01.15	1997	D	85 kW	524	121
MONDEO IV Stufenheck (BA7) 2.0 TDCi	LPBA	11.07 - 01.15	1997	D	85 kW	524	121
MONDEO IV Stufenheck (BA7) 2.0 TDCi	QXBA	03.07 - 01.15	1997	D	103 kW	524	121
MONDEO IV Stufenheck (BA7) 2.0 TDCi	QXBB	03.07 - 01.15	1997	D	103 kW	524	121
MONDEO IV Stufenheck (BA7) 2.0 TDCi	TXBA	03.10 - 01.15	1997	D	120 kW	524	122
MONDEO IV Stufenheck (BA7) 2.0 TDCi	TXBB	03.10 - 01.15	1997	D	120 kW	524	122
MONDEO IV Stufenheck (BA7) 2.2 TDCi	Q4BA	03.08 - 10.10	2179	D	129 kW	524	120
MONDEO IV Stufenheck (BA7) 2.5	HUBA	03.07 - 01.15	2521	B	162 kW	521	104
MONDEO IV Turnier (BA7) 1.6 EcoBoost	JTBA	02.11 - 01.15	1596	B	118 kW	514	57
MONDEO IV Turnier (BA7) 1.6 EcoBoost	JTBB	02.11 - 01.15	1596	B	118 kW	514	57
MONDEO IV Turnier (BA7) 1.6 TDCi	T1BA	02.11 - 01.15	1560	D	85 kW	510	33
MONDEO IV Turnier (BA7) 1.6 TDCi	T1BB	02.11 - 01.15	1560	D	85 kW	510	33
MONDEO IV Turnier (BA7) 1.6 TDCi	T1BC	02.11 - 01.15	1560	D	85 kW	510	33
MONDEO IV Turnier (BA7) 1.6 Ti	PNBA	03.07 - 12.10	1596	B	92 kW	513	52
MONDEO IV Turnier (BA7) 1.6 Ti	RHBA	03.07 - 12.12	1596	B	81 kW	513	52
MONDEO IV Turnier (BA7) 1.8 TDCi	FFBA	03.07 - 12.12	1753	D	74 kW	520	94
MONDEO IV Turnier (BA7) 1.8 TDCi	KHBA	06.07 - 12.12	1753	D	92 kW	520	94
MONDEO IV Turnier (BA7) 1.8 TDCi	QYBA	06.07 - 12.12	1753	D	92 kW	520	94
MONDEO IV Turnier (BA7) 2.0 TDCi	AZBA	03.07 - 12.12	1997	D	96 kW	524	121
MONDEO IV Turnier (BA7) 2.0 TDCi	AZBC	03.07 - 12.14	1997	D	100 kW	524	121
MONDEO IV Turnier (BA7) 2.0 TDCi	KLBA	11.07 - 01.15	1997	D	85 kW	524	121
MONDEO IV Turnier (BA7) 2.0 TDCi	LPBA	11.07 - 01.15	1997	D	85 kW	524	121
MONDEO IV Turnier (BA7) 2.0 TDCi	QXBA	03.07 - 01.15	1997	D	103 kW	524	121
MONDEO IV Turnier (BA7) 2.0 TDCi	QXBB	03.07 - 01.15	1997	D	103 kW	524	121
MONDEO IV Turnier (BA7) 2.0 TDCi	TXBA	03.10 - 01.15	1997	D	120 kW	524	122
MONDEO IV Turnier (BA7) 2.0 TDCi	TXBB	03.10 - 01.15	1997	D	120 kW	524	122
MONDEO IV Turnier (BA7) 2.2 TDCi	Q4BA	03.08 - 10.10	2179	D	129 kW	524	120
MONDEO IV Turnier (BA7) 2.5	HUBA	03.07 - 12.12	2521	B	162 kW	521	104
MONDEO IV Van 1.6 EcoBoost	JTBA	11.10 - 09.14	1596	B	118 kW	514	57
MONDEO IV Van 1.6 TDCi	T1BA	03.13 - 09.14	1560	D	85 kW	510	33
MONDEO IV Van 1.6 TDCi	T1BB	03.13 - 09.14	1560	D	85 kW	510	33
MONDEO IV Van 1.6 TDCi	T1BC	03.13 - 09.14	1560	D	85 kW	510	33
MONDEO IV Van 2.0 TDCi	KLBA	11.07 - 09.14	1997	D	85 kW	524	121
MONDEO IV Van 2.0 TDCi	QXBB	03.07 - 09.14	1997	D	103 kW	524	121
MONDEO IV Van 2.0 TDCi	TXBA	03.10 - 09.14	1997	D	120 kW	524	122
MONDEO V Schrägheck (CE) 1.0 EcoBoost	M1CA	02.15	998	B	92 kW	506	9
MONDEO V Schrägheck (CE) 1.0 EcoBoost	M1CB	02.15	998	B	92 kW	506	9
MONDEO V Schrägheck (CE) 1.5 EcoBoost	UNCA	09.14	1499	B	118 kW	514	57
MONDEO V Schrägheck (CE) 1.5 EcoBoost	UNCB	09.14	1499	B	118 kW	514	57
MONDEO V Schrägheck (CE) 1.5 EcoBoost	UNCE	09.14	1499	B	118 kW	514	57
MONDEO V Schrägheck (CE) 1.5 EcoBoost	UNCF	09.14	1499	B	118 kW	514	57
MONDEO V Schrägheck (CE) 1.5 TDCi	UGCC	03.15	1499	D	88 kW	506	12
MONDEO V Schrägheck (CE) 1.5 TDCi	XUCA	03.15	1499	D	88 kW	506	13
MONDEO V Schrägheck (CE) 1.6 TDCi	NGCA	09.14	1560	D	85 kW	510	35
MONDEO V Schrägheck (CE) 1.6 TDCi	U3CA	09.14	1560	D	85 kW	510	35
MONDEO V Schrägheck (CE) 2.0 EcoBlue 4x4	YMCC	01.19	1995	D	140 kW	522	107
MONDEO V Schrägheck (CE) 2.0 EcoBlue	BCCD	01.19	1995	D	88 kW	522	107
MONDEO V Schrägheck (CE) 2.0 EcoBlue	YLCC	01.19	1995	D	110 kW	522	107
MONDEO V Schrägheck (CE) 2.0 EcoBlue	YMCC	01.19	1995	D	140 kW	522	107
MONDEO V Stufenheck (CD) 1.0 EcoBoost	M1CA	02.15	998	B	92 kW	506	9
MONDEO V Stufenheck (CD) 1.0 EcoBoost	M1CB	02.15	998	B	92 kW	506	9
MONDEO V Stufenheck (CD) 1.5 EcoBoost	UNCA	09.14	1499	B	118 kW	514	57

			<b>ccm</b>		<b>kw</b>		<b>1 POS</b>
MONDEO V Stufenheck (CD) 1.5 EcoBoost	UNCB	09.14	1499	B	118 kW	514	57
MONDEO V Stufenheck (CD) 1.5 EcoBoost	UNCE	09.14	1499	B	118 kW	514	57
MONDEO V Stufenheck (CD) 1.5 EcoBoost	UNCF	09.14	1499	B	118 kW	514	57
MONDEO V Stufenheck (CD) 1.5 TDCi	UGCC	03.15	1499	D	88 kW	506	12
MONDEO V Stufenheck (CD) 1.5 TDCi	XUCA	03.15	1499	D	88 kW	506	13
MONDEO V Stufenheck (CD) 1.5	UNCA	09.13	1499	B	133 kW	514	57
MONDEO V Stufenheck (CD) 2.0 EcoBlue 4x4	YMCC	01.19	1995	D	140 kW	522	107
MONDEO V Stufenheck (CD) 2.0 EcoBlue	BCCD	01.19	1995	D	88 kW	522	107
MONDEO V Stufenheck (CD) 2.0 EcoBlue	YLCC	01.19	1995	D	110 kW	522	107
MONDEO V Stufenheck (CD) 2.0 EcoBlue	YMCC	01.19	1995	D	140 kW	522	107
MONDEO V Turnier (CF) 1.0 EcoBoost	M1CA	02.15	998	B	92 kW	506	9
MONDEO V Turnier (CF) 1.0 EcoBoost	M1CB	02.15	998	B	92 kW	506	9
MONDEO V Turnier (CF) 1.5 EcoBoost	UNCA	09.14	1499	B	118 kW	514	57
MONDEO V Turnier (CF) 1.5 EcoBoost	UNCB	09.14	1499	B	118 kW	514	57
MONDEO V Turnier (CF) 1.5 EcoBoost	UNCE	09.14	1499	B	118 kW	514	57
MONDEO V Turnier (CF) 1.5 EcoBoost	UNCF	09.14	1499	B	118 kW	514	57
MONDEO V Turnier (CF) 1.5 TDCi	UGCC	03.15	1499	D	88 kW	506	12
MONDEO V Turnier (CF) 1.5 TDCi	XUCA	03.15	1499	D	88 kW	506	13
MONDEO V Turnier (CF) 1.6 TDCi	NGCA	09.14	1560	D	85 kW	510	35
MONDEO V Turnier (CF) 1.6 TDCi	U3CA	09.14	1560	D	85 kW	510	35
MONDEO V Turnier (CF) 2.0 EcoBlue 4x4	YMCC	01.19	1995	D	140 kW	522	107
MONDEO V Turnier (CF) 2.0 EcoBlue	BCCD	01.19	1995	D	88 kW	522	107
MONDEO V Turnier (CF) 2.0 EcoBlue	YLCC	01.19	1995	D	110 kW	522	107
MONDEO V Turnier (CF) 2.0 EcoBlue	YMCC	01.19	1995	D	140 kW	522	107
ORION I (AFD) 1.3	JPA	07.83 - 03.86	1296	B	51 kW	516	71
ORION I (AFD) 1.6 D	LTA	02.84 - 03.86	1608	D	40 kW	516	74
ORION I (AFD) 1.6 i	LR1	07.83 - 03.86	1597	B	77 kW	516	73
ORION I (AFD) 1.6 i	LRA	07.83 - 03.86	1597	B	77 kW	516	73
ORION I (AFD) 1.6	LP1	07.83 - 03.86	1597	B	58 kW	516	71
ORION I (AFD) 1.6	LPA	07.83 - 03.86	1597	B	58 kW	516	71
ORION II (AFF) 1.3	JBB	12.85 - 07.90	1297	B	44 kW	507	18
ORION II (AFF) 1.3	JLA	12.85 - 07.90	1297	B	44 kW	508	19
ORION II (AFF) 1.3	JLB	12.85 - 07.90	1297	B	44 kW	508	20
ORION II (AFF) 1.3	JPA	11.86 - 07.88	1296	B	51 kW	516	71
ORION II (AFF) 1.4 Cat	F6B	02.87 - 07.90	1392	B	54 kW	512	49
ORION II (AFF) 1.4 Cat	F6D	02.87 - 07.90	1392	B	54 kW	512	49
ORION II (AFF) 1.4	FUAA	03.86 - 07.90	1392	B	52 kW	512	49
ORION II (AFF) 1.4	FUA	12.85 - 07.90	1392	B	55 kW	512	49
ORION II (AFF) 1.4	FUC	01.86 - 07.90	1392	B	54 kW	512	49
ORION II (AFF) 1.6 D	LTC	12.85 - 01.89	1608	D	40 kW	516	74
ORION II (AFF) 1.6 i Cat	L4B	03.86 - 07.90	1598	B	66 kW	516	73
ORION II (AFF) 1.6 i	LJB	02.86 - 07.90	1597	B	75 kW	516	73
ORION II (AFF) 1.6 i	LRB	03.86 - 07.90	1597	B	77 kW	516	73
ORION II (AFF) 1.6	LUC	12.85 - 07.90	1598	B	66 kW	516	71
ORION II (AFF) 1.6	LUG	03.86 - 07.90	1597	B	65 kW	516	71
ORION II (AFF) 1.8 D	RTA	01.89 - 07.90	1753	D	44 kW	521	99
ORION II (AFF) 1.8 D	RTB	01.89 - 07.90	1753	D	44 kW	521	99
ORION III (GAL) 1.3	J4B	07.90 - 12.93	1299	B	44 kW	509	25
ORION III (GAL) 1.3	J6A	07.90 - 12.93	1299	B	44 kW	509	26
ORION III (GAL) 1.4	F6F	07.90 - 12.93	1392	B	52 kW	512	49
ORION III (GAL) 1.4	F6G	07.90 - 12.93	1392	B	52 kW	512	48
ORION III (GAL) 1.4	FUH	07.90 - 12.93	1392	B	54 kW	512	49
ORION III (GAL) 1.6 i 16V	L1E	07.92 - 12.93	1597	B	66 kW	511	42
ORION III (GAL) 1.6 i 16V	L1K	07.92 - 12.93	1597	B	66 kW	512	43
ORION III (GAL) 1.6 i	L1F	07.90 - 09.92	1598	B	77 kW	516	69
ORION III (GAL) 1.6	CHT 1600	01.90 - 11.92	1555	B	55 kW	512	46
ORION III (GAL) 1.6	LUJ	07.90 - 12.92	1598	B	66 kW	516	70
ORION III (GAL) 1.6	LUK	07.90 - 12.92	1598	B	66 kW	516	71
ORION III (GAL) 1.8 D	RTE	11.90 - 12.93	1753	D	44 kW	521	99
ORION III (GAL) 1.8 D	RTF	11.90 - 12.93	1753	D	44 kW	521	99
ORION III (GAL) 1.8 D	RTH	11.90 - 12.93	1753	D	44 kW	521	99
ORION III (GAL) 1.8 TD	RFD	03.92 - 12.93	1753	D	66 kW	520	96








							
ORION III (GAL) 1.8 TD	RFK	03.92 - 12.93	1753	D	66 kW	520	96
ORION III (GAL) 1.8 i 16V	RDA	02.92 - 12.93	1796	B	77 kW	517	77
ORION III (GAL) 1.8 i 16V	RQB	01.92 - 12.93	1796	B	96 kW	517	77
ORION III (GAL) 1.8 Álcool	UE	04.93 - 05.94	1781	E	73 kW	518	86
ORION III (GAL) 1.8	RTD	01.90 - 09.93	1753	B	64 kW	520	98
ORION III (GAL) 1.8	RTD	05.94 - 09.96	1753	B	70 kW	520	98
ORION III (GAL) 1.8	RTD	10.93 - 09.96	1753	B	66 kW	520	98
ORION III (GAL) 2.0 Álcool	UR	10.93 - 10.94	1984	E	85 kW	521	101
ORION III (GAL) 2.0 Álcool	UUA	03.94 - 09.96	1984	E	88 kW	521	101
ORION III (GAL) 2.0	ABK	02.94 - 09.96	1984	B	89 kW	519	92
ORION III (GAL) 2.0	ACX	10.93 - 05.94	1984	B	80 kW	520	93
P 100 II 1.8 TD	RFA	10.87 - 12.92	1753	D	55 kW	520	96
P 100 II 2.0	NAE	10.87 - 12.92	1993	B	57 kW	529	154
P 100 I 1.6	LCR	04.82 - 09.87	1593	B	54 kW	527	138
PUMA (EC_) 1.4 16V	FHD	11.97 - 10.00	1388	B	66 kW	511	37
PUMA (EC_) 1.4 16V	FHF	11.97 - 10.00	1388	B	66 kW	511	38
PUMA (EC_) 1.6 16V	L1W	08.00 - 06.02	1596	B	76 kW	514	59
RANGER (ER, EQ, R_) 1.8	RKA	06.99 - 02.02	1796	B	85 kW	517	78
RANGER (ER, EQ, R_) 2.2	F2D6	03.02 - 09.05	2184	B	78 kW	525	126
RANGER (ER, EQ, R_) 2.5 D 4x4	A79	10.97 - 07.01	2509	D	85 kW	528	149
RANGER (ER, EQ, R_) 2.5 D	A79	10.97 - 07.01	2509	D	85 kW	528	149
RANGER (ER, EQ, R_) 2.5 TD 4x4	WL-T	10.99 - 06.06	2499	D	80 kW	530	161
RANGER (ER, EQ, R_) 2.5 TD 4x4	WL-T	04.02 - 06.06	2499	D	62 kW	530	161
RANGER (ER, EQ, R_) 2.5 TD	WL-T	04.02 - 06.06	2499	D	62 kW	530	161
RANGER (ER, EQ, R_) 2.6	F6D6	10.02 - 09.04	2608	B	80 kW	530	162
RANGER (ER, EQ, R_) 2.8 D 4x4	B60	05.01 - 10.05	2785	D	98 kW	529	159
RANGER (ER, EQ, R_) 2.8 D 4x4	B60	10.01 - 10.05	2785	D	101 kW	529	159
RANGER (ER, EQ, R_) 2.8 D 4x4	B60	08.01 - 06.06	2785	D	99 kW	529	159
RANGER (ER, EQ, R_) 2.8 D	B60	09.01 - 06.06	2785	D	97 kW	529	159
RANGER (ER, EQ, R_) 2.8 D	B60	10.01 - 10.05	2785	D	101 kW	529	159
RANGER (ER, EQ, R_) 2.8 D	B60	08.01 - 06.06	2785	D	99 kW	529	159
RANGER (ER, EQ, R_) 2.8 D	B60	05.01 - 06.06	2785	D	98 kW	529	159
RANGER (ET) 2.5 TD	WL-T	06.05 - 11.11	2499	D	80 kW	530	161
RANGER (TKE) 2.0 EcoBlue 4x4	YN2Q	09.18	1995	D	157 kW	522	107
RANGER (TKE) 3.2 TDCi 4x4	SAFA	04.11	3198	D	147 kW	528	145
RANGER (TKE) 3.2 TDCi	SAFA	11.11	3198	D	147 kW	528	145
S-MAX (CJ, WA6) 2.0 EcoBlue 4x4	BCCC	07.18	1995	D	140 kW	522	107
S-MAX (CJ, WA6) 2.0 EcoBlue 4x4	YMCB	07.18	1995	D	110 kW	522	107
S-MAX (CJ, WA6) 2.0 EcoBlue BI-Turbo	YLCB	07.18	1995	D	176 kW	522	107
S-MAX (CJ, WA6) 2.0 EcoBlue	BCCC	07.18	1995	D	140 kW	522	107
S-MAX (CJ, WA6) 2.0 EcoBlue	YMCB	07.18	1995	D	110 kW	522	107
S-MAX (CJ, WA6) 2.0 EcoBlue	YNCA	07.18	1995	D	88 kW	522	107
S-MAX (WA6) 1.6 EcoBoost	JTWA	02.11 - 12.14	1596	B	118 kW	514	57
S-MAX (WA6) 1.6 EcoBoost	JTWB	02.11 - 12.14	1596	B	118 kW	514	57
S-MAX (WA6) 1.6 TDCi	T1WA	02.11 - 12.14	1560	D	85 kW	510	33
S-MAX (WA6) 1.6 TDCi	T1WB	02.11 - 12.14	1560	D	85 kW	510	33
S-MAX (WA6) 1.8 TDCi	FFWA	01.07 - 12.10	1753	D	74 kW	520	94
S-MAX (WA6) 1.8 TDCi	QYWA	05.06 - 12.14	1753	D	92 kW	520	94
S-MAX (WA6) 2.0 TDCi	AZWA	05.06 - 12.14	1997	D	96 kW	524	121
S-MAX (WA6) 2.0 TDCi	AZWC	05.06 - 12.14	1997	D	100 kW	524	121
S-MAX (WA6) 2.0 TDCi	KLWA	11.07 - 12.14	1997	D	85 kW	524	121
S-MAX (WA6) 2.0 TDCi	QXWA	05.06 - 12.14	1997	D	103 kW	524	121
S-MAX (WA6) 2.0 TDCi	QXWB	05.06 - 12.14	1997	D	103 kW	524	121
S-MAX (WA6) 2.0 TDCi	QXWC	05.06 - 12.14	1997	D	103 kW	524	121
S-MAX (WA6) 2.0 TDCi	TXWA	03.10 - 12.14	1997	D	120 kW	524	122
S-MAX (WA6) 2.0 TDCi	UFWA	05.06 - 12.14	1997	D	103 kW	524	123
S-MAX (WA6) 2.2 TDCi	KNWA	07.10 - 12.14	2179	D	147 kW	524	119
S-MAX (WA6) 2.2 TDCi	Q4WA	03.08 - 12.12	2179	D	129 kW	524	119
S-MAX (WA6) 2.5 ST	HUWA	05.06 - 12.14	2521	B	162 kW	521	103
S-MAX VAN (WA6) 1.6	JTWA	02.11 - 12.14	1596	B	118 kW	514	57
S-MAX VAN (WA6) 2.0 TDCi	KLWA	01.07 - 12.14	1997	D	85 kW	524	121
S-MAX VAN (WA6) 2.0 TDCi	QXWA	03.10 - 12.14	1997	D	103 kW	524	121

			<b>ccm</b>		<b>kw</b>		<b>1</b>	<b>POS</b>
S-MAX VAN (WA6) 2.0 TDCi	QXWB	03.10 - 12.14	1997	D	103 kW	524	121	
S-MAX VAN (WA6) 2.0 TDCi	QXWC	03.10 - 12.14	1997	D	103 kW	524	121	
S-MAX VAN (WA6) 2.0 TDCi	TXWA	03.10 - 12.14	1997	D	120 kW	524	122	
S-MAX VAN (WA6) 2.0 TDCi	UFWA	03.10 - 12.14	1997	D	103 kW	524	123	
SCORPIO I (GAE, GGE) 1.8	REC	04.85 - 02.92	1796	B	66 kW	526	136	
SCORPIO I (GAE, GGE) 2.0 i	N9D	05.89 - 09.94	1998	B	88 kW	526	134	
SCORPIO I (GAE, GGE) 2.0 i	N9F	02.92 - 09.94	1998	B	85 kW	526	134	
SCORPIO I (GAE, GGE) 2.0 i	NER	10.85 - 12.90	1993	B	74 kW	529	157	
SCORPIO I (GAE, GGE) 2.0 i	NRA	04.85 - 02.92	1993	B	85 kW	529	157	
SCORPIO I (GAE, GGE) 2.0 i	NRC	10.85 - 12.90	1993	B	74 kW	529	157	
SCORPIO I (GAE, GGE) 2.0 i	NRI	04.85 - 02.92	1993	B	85 kW	529	157	
SCORPIO I (GAE, GGE) 2.0	N8A	11.88 - 10.92	1998	B	80 kW	526	131	
SCORPIO I (GAE, GGE) 2.0	N8D	04.85 - 08.89	1993	B	77 kW	526	131	
SCORPIO I (GAE, GGE) 2.0	NEL	04.85 - 08.89	1993	B	77 kW	529	156	
SCORPIO I (GAE, GGE) 2.4 i	ARC	09.86 - 09.88	2394	B	96 kW	522	106	
SCORPIO I (GAE, GGE) 2.5 D	STR	12.85 - 02.92	2498	D	51 kW	530	163	
SCORPIO I (GAE, GGE) 2.5 TD	SFA	06.88 - 07.93	2498	D	68 kW	530	163	
SCORPIO I (GAE, GGE) 2.5 TD	SFB	06.88 - 07.93	2498	D	68 kW	530	163	
SCORPIO I (GAE, GGE) 2.9 i 24V	BOA	04.91 - 09.94	2933	B	143 kW	530	160	
SCORPIO I Stufenheck (GGE) 1.8	REC	01.86 - 10.88	1796	B	66 kW	526	136	
SCORPIO I Stufenheck (GGE) 2.0 i	N9B	05.89 - 02.92	1998	B	92 kW	526	134	
SCORPIO I Stufenheck (GGE) 2.0 i	N9D	05.89 - 09.94	1998	B	88 kW	526	134	
SCORPIO I Stufenheck (GGE) 2.0 i	N9F	02.92 - 09.94	1998	B	85 kW	526	134	
SCORPIO I Stufenheck (GGE) 2.0	NRA	11.92 - 09.93	1993	B	85 kW	529	157	
SCORPIO I Stufenheck (GGE) 2.0	NRI	11.92 - 09.93	1993	B	85 kW	529	157	
SCORPIO I Stufenheck (GGE) 2.5 D	STR	12.89 - 12.94	2498	D	51 kW	530	163	
SCORPIO I Stufenheck (GGE) 2.5 TD	SFA	06.88 - 07.93	2498	D	68 kW	530	163	
SCORPIO I Stufenheck (GGE) 2.5 TD	SFB	06.88 - 07.93	2498	D	68 kW	530	163	
SCORPIO I Stufenheck (GGE) 2.9 i 24V	BOA	04.91 - 09.94	2933	B	143 kW	530	160	
SCORPIO I Turnier (GGE) 2.0 i	N9A	10.90 - 10.92	1998	B	90 kW	526	132	
SCORPIO I Turnier (GGE) 2.0 i	N9D	09.91 - 09.94	1998	B	88 kW	526	134	
SCORPIO I Turnier (GGE) 2.0 i	N9F	09.91 - 09.94	1998	B	85 kW	526	134	
SCORPIO I Turnier (GGE) 2.5 D	STR	10.90 - 08.92	2498	D	51 kW	530	163	
SCORPIO I Turnier (GGE) 2.5 TD	SFA	09.91 - 07.93	2498	D	68 kW	530	163	
SCORPIO I Turnier (GGE) 2.5 TD	SFB	09.91 - 07.93	2498	D	68 kW	530	163	
SCORPIO I Turnier (GGE) 2.9 24V	BOA	08.93 - 09.94	2933	B	143 kW	530	160	
SCORPIO II (GFR, GGR) 2.0 i 16V	N3A	10.94 - 08.98	1998	B	100 kW	525	128	
SCORPIO II (GFR, GGR) 2.0 i	NSD	10.94 - 08.98	1998	B	85 kW	526	134	
SCORPIO II (GFR, GGR) 2.9 i 24V	BOB	10.94 - 08.98	2933	B	152 kW	530	160	
SCORPIO II Turnier (GFR, GGR) 2.0 i 16V	N3A	10.94 - 08.98	1998	B	100 kW	525	128	
SCORPIO II Turnier (GFR, GGR) 2.0 i	NSD	10.94 - 08.98	1998	B	85 kW	526	134	
SCORPIO II Turnier (GFR, GGR) 2.9 i 24V	BOB	10.94 - 08.98	2933	B	152 kW	530	160	
SIERRA I Schrägheck (GBC) 1.8	REB	10.84 - 12.86	1796	B	66 kW	526	136	
SIERRA I Schrägheck (GBC) 2.0 i	NR2	03.85 - 12.86	1993	B	85 kW	529	157	
SIERRA I Schrägheck (GBC) 2.0 i	NRB	03.85 - 12.86	1993	B	85 kW	529	157	
SIERRA I Schrägheck (GBC) 2.0	NET	08.82 - 12.86	1993	B	77 kW	529	157	
SIERRA I Schrägheck (GBC) 2.0	NRD	10.85 - 12.86	1993	B	74 kW	529	157	
SIERRA I Schrägheck (GBC) 2.0	NYT	08.82 - 10.84	1999	B	66 kW	522	108	
SIERRA I Schrägheck (GBC) 2.3 D	YTT	08.82 - 12.86	2304	D	49 kW	530	164	
SIERRA II (GBG, GB4) 1.6 i	L6B	10.89 - 02.93	1598	B	59 kW	516	73	
SIERRA II (GBG, GB4) 1.6	LSF	01.88 - 02.93	1597	B	53 kW	519	88	
SIERRA II (GBG, GB4) 1.8 TD	RFA	08.88 - 02.93	1753	D	55 kW	520	96	
SIERRA II (GBG, GB4) 1.8 TD	RFB	08.88 - 02.93	1753	D	55 kW	520	96	
SIERRA II (GBG, GB4) 1.8 TD	RFL	08.88 - 02.93	1753	D	55 kW	520	96	
SIERRA II (GBG, GB4) 1.8	R2A	01.87 - 05.88	1796	B	66 kW	526	135	
SIERRA II (GBG, GB4) 1.8	R2C	05.88 - 02.93	1769	B	64 kW	516	72	
SIERRA II (GBG, GB4) 1.8	R6A	05.88 - 02.93	1769	B	64 kW	516	72	
SIERRA II (GBG, GB4) 1.8	RED	10.87 - 09.89	1796	B	59 kW	526	136	
SIERRA II (GBG, GB4) 1.8	RED	01.87 - 05.88	1796	B	66 kW	526	136	
SIERRA II (GBG, GB4) 1.8	REF	10.87 - 09.89	1796	B	59 kW	526	136	
SIERRA II (GBG, GB4) 2.0 4x4	N9C	01.90 - 02.93	1998	B	88 kW	526	134	
SIERRA II (GBG, GB4) 2.0 4x4	N9C	01.90 - 02.93	1998	B	92 kW	526	134	










SIERRA II (GBG, GB4) 2.0 i Cat	N4B	01.87 - 02.93	1993	B	74 kW	529	152
SIERRA II (GBG, GB4) 2.0 i DOHC	N9E	12.91 - 02.93	1998	B	85 kW	526	133
SIERRA II (GBG, GB4) 2.0 i	N4A	01.87 - 02.93	1993	B	85 kW	529	157
SIERRA II (GBG, GB4) 2.0 i	N4I	01.87 - 02.93	1993	B	85 kW	529	157
SIERRA II (GBG, GB4) 2.0 i	N9A	01.90 - 02.93	1998	B	90 kW	526	132
SIERRA II (GBG, GB4) 2.0 i	N9C	01.90 - 02.93	1998	B	88 kW	526	134
SIERRA II (GBG, GB4) 2.0 i	N9C	01.90 - 02.93	1998	B	92 kW	526	134
SIERRA II (GBG, GB4) 2.0 i	NE5	01.87 - 12.89	1993	B	74 kW	529	152
SIERRA II (GBG, GB4) 2.0 i	NEJ	01.87 - 12.89	1993	B	74 kW	529	152
SIERRA II (GBG, GB4) 2.0	N8A	07.89 - 12.92	1998	B	80 kW	526	131
SIERRA II (GBG, GB4) 2.0	N8C	01.87 - 02.93	1993	B	77 kW	526	130
SIERRA II (GBG, GB4) 2.0	NES	01.87 - 02.93	1993	B	77 kW	529	152
SIERRA II (GBG, GB4) 2.3 D	YTR	01.87 - 09.89	2304	D	49 kW	530	164
SIERRA II (GBG, GB4) 2.3 D	YTT	01.87 - 09.89	2304	D	49 kW	530	164
SIERRA II Schrägheck (GBC, GBG) 1.6 i	L6B	10.89 - 02.93	1598	B	59 kW	516	73
SIERRA II Schrägheck (GBC, GBG) 1.6	LSF	01.88 - 02.93	1597	B	53 kW	519	88
SIERRA II Schrägheck (GBC, GBG) 1.8 TD	RFA	08.88 - 02.93	1753	D	55 kW	520	96
SIERRA II Schrägheck (GBC, GBG) 1.8 TD	RFB	08.88 - 02.93	1753	D	55 kW	520	96
SIERRA II Schrägheck (GBC, GBG) 1.8 TD	RFL	08.88 - 02.93	1753	D	55 kW	520	96
SIERRA II Schrägheck (GBC, GBG) 1.8	R2A	01.87 - 05.88	1796	B	66 kW	526	135
SIERRA II Schrägheck (GBC, GBG) 1.8	R2C	05.88 - 02.93	1769	B	64 kW	516	72
SIERRA II Schrägheck (GBC, GBG) 1.8	R6A	05.88 - 02.93	1769	B	64 kW	516	72
SIERRA II Schrägheck (GBC, GBG) 1.8	RED	10.87 - 05.88	1796	B	59 kW	526	136
SIERRA II Schrägheck (GBC, GBG) 1.8	RED	01.87 - 05.88	1796	B	66 kW	526	136
SIERRA II Schrägheck (GBC, GBG) 1.8	REF	10.87 - 05.88	1796	B	59 kW	526	136
SIERRA II Schrägheck (GBC, GBG) 2.0 4x4	N9C	10.91 - 03.93	1998	B	88 kW	526	134
SIERRA II Schrägheck (GBC, GBG) 2.0 i Cat	N4B	01.87 - 02.93	1993	B	74 kW	529	152
SIERRA II Schrägheck (GBC, GBG) 2.0 i DOHC	N9E	12.91 - 02.93	1998	B	85 kW	526	133
SIERRA II Schrägheck (GBC, GBG) 2.0 i	N4A	01.87 - 02.93	1993	B	85 kW	529	157
SIERRA II Schrägheck (GBC, GBG) 2.0 i	N4I	01.87 - 02.93	1993	B	85 kW	529	157
SIERRA II Schrägheck (GBC, GBG) 2.0 i	N8A	06.89 - 02.93	1998	B	80 kW	526	131
SIERRA II Schrägheck (GBC, GBG) 2.0 i	N9B	06.89 - 02.93	1998	B	92 kW	526	134
SIERRA II Schrägheck (GBC, GBG) 2.0 i	N9C	06.89 - 02.93	1998	B	88 kW	526	134
SIERRA II Schrägheck (GBC, GBG) 2.0 i	NE5	01.87 - 02.93	1993	B	74 kW	529	152
SIERRA II Schrägheck (GBC, GBG) 2.0 i	NEJ	01.87 - 02.93	1993	B	74 kW	529	152
SIERRA II Schrägheck (GBC, GBG) 2.0	N8C	01.87 - 02.93	1993	B	77 kW	526	130
SIERRA II Schrägheck (GBC, GBG) 2.0	NES	01.87 - 02.93	1993	B	77 kW	529	152
SIERRA II Schrägheck (GBC, GBG) 2.3 D	YTR	01.87 - 09.89	2304	D	49 kW	530	164
SIERRA II Turnier (BNG) 1.6 i	L6B	10.89 - 02.93	1598	B	59 kW	516	73
SIERRA II Turnier (BNG) 1.6	LSF	01.88 - 02.93	1597	B	53 kW	519	88
SIERRA II Turnier (BNG) 1.8 TD	RFA	08.88 - 02.93	1753	D	55 kW	520	96
SIERRA II Turnier (BNG) 1.8 TD	RFB	08.88 - 02.93	1753	D	55 kW	520	96
SIERRA II Turnier (BNG) 1.8 TD	RFL	08.88 - 02.93	1753	D	55 kW	520	96
SIERRA II Turnier (BNG) 1.8	R2A	01.87 - 05.88	1796	B	66 kW	526	135
SIERRA II Turnier (BNG) 1.8	R2C	05.88 - 02.93	1769	B	64 kW	516	72
SIERRA II Turnier (BNG) 1.8	R6A	05.88 - 02.93	1769	B	64 kW	516	72
SIERRA II Turnier (BNG) 1.8	RED	10.87 - 05.88	1796	B	59 kW	526	136
SIERRA II Turnier (BNG) 1.8	RED	01.87 - 05.88	1796	B	66 kW	526	136
SIERRA II Turnier (BNG) 1.8	REF	10.87 - 05.88	1796	B	59 kW	526	136
SIERRA II Turnier (BNG) 1.9	N8A	10.88 - 09.91	1998	B	80 kW	526	131
SIERRA II Turnier (BNG) 2.0 4x4	N9C	02.90 - 02.93	1998	B	88 kW	526	134
SIERRA II Turnier (BNG) 2.0 4x4	N9C	05.89 - 02.93	1998	B	92 kW	526	134
SIERRA II Turnier (BNG) 2.0 i Cat	N4B	01.87 - 02.93	1993	B	74 kW	529	152
SIERRA II Turnier (BNG) 2.0 i DOHC	N9E	12.91 - 02.93	1998	B	85 kW	526	133
SIERRA II Turnier (BNG) 2.0 i	N4A	01.87 - 02.93	1993	B	85 kW	529	157
SIERRA II Turnier (BNG) 2.0 i	N4I	01.87 - 02.93	1993	B	85 kW	529	157
SIERRA II Turnier (BNG) 2.0 i	N9C	05.89 - 02.93	1998	B	88 kW	526	134
SIERRA II Turnier (BNG) 2.0 i	N9C	05.89 - 02.93	1998	B	92 kW	526	134
SIERRA II Turnier (BNG) 2.0 i	NE5	01.87 - 02.93	1993	B	74 kW	529	152
SIERRA II Turnier (BNG) 2.0 i	NEJ	01.87 - 02.93	1993	B	74 kW	529	152
SIERRA II Turnier (BNG) 2.0	N8C	01.87 - 02.93	1993	B	77 kW	526	130
SIERRA II Turnier (BNG) 2.0	NES	01.87 - 02.93	1993	B	77 kW	529	152



			<b>ccm</b>		<b>kw</b>		<b>1</b> POS
SIERRA II Turnier (BNG) 2.3 D	YTR	01.87 - 02.93	2304	D	49 kW	530	164
SIERRA Turnier (BNC) 1.8	REB	10.84 - 12.86	1796	B	66 kW	526	136
SIERRA Turnier (BNC) 2.0	NET	08.82 - 12.86	1993	B	77 kW	529	157
SIERRA Turnier (BNC) 2.0	NR2	03.85 - 12.86	1993	B	85 kW	529	157
SIERRA Turnier (BNC) 2.0	NRB	03.85 - 12.86	1993	B	85 kW	529	157
SIERRA Turnier (BNC) 2.0	NRD	10.85 - 12.86	1993	B	74 kW	529	157
SIERRA Turnier (BNC) 2.0	NYT	08.82 - 10.84	1999	B	66 kW	522	108
SIERRA Turnier (BNC) 2.3 D	YTT	08.82 - 12.86	2304	D	49 kW	530	164
TAUNUS (GBFK) 1600	LAD	01.74 - 05.75	1593	B	50 kW	527	137
TAUNUS (GBFK) 1600	LCJ	08.70 - 02.76	1593	B	53 kW	527	140
TAUNUS (GBFK) 1600	LE	08.70 - 02.76	1593	B	65 kW	527	137
TAUNUS (GBTK) 1300	JAC	01.70 - 05.75	1297	B	40 kW	514	56
TAUNUS (GBTK) 1600	LAD	01.74 - 05.75	1593	B	50 kW	527	137
TAUNUS (GBTK) 1600	LCJ	01.70 - 05.75	1593	B	53 kW	527	140
TAUNUS (GBTK) 1600	LE	08.70 - 02.76	1593	B	65 kW	527	137
TAUNUS (GBTK) 2000	NEG	08.73 - 02.76	1993	B	72 kW	529	152
TAUNUS (GBTS, GBFS, CBTS) 1.3 (CBTS)	JAC	09.76 - 07.79	1297	B	40 kW	514	56
TAUNUS (GBTS, GBFS, CBTS) 1.3	JAC	05.75 - 07.79	1297	B	40 kW	514	56
TAUNUS (GBTS, GBFS, CBTS) 1.3	JAC	01.76 - 07.79	1297	B	41 kW	514	56
TAUNUS (GBTS, GBFS, CBTS) 1.6	LAD	05.75 - 07.79	1593	B	50 kW	527	137
TAUNUS (GBTS, GBFS, CBTS) 1.6	LCJ	05.75 - 07.79	1593	B	53 kW	527	140
TAUNUS (GBTS, GBFS, CBTS) 1.6	LE	08.76 - 07.79	1593	B	65 kW	527	137
TAUNUS (GBTS, GBFS, CBTS) 2.0	NEG	08.76 - 07.79	1993	B	70 kW	529	152
TAUNUS (GBTS, GBFS, CBTS) 2.0	NEG	09.76 - 07.79	1993	B	72 kW	529	152
TAUNUS (GBTS, GBFS, CBTS) 2.0	NYR	05.75 - 07.79	1999	B	66 kW	522	108
TAUNUS (GBTS, GBFS, CBTS) 2.0	OHC LC	12.75 - 07.76	1994	B	64 kW	529	153
TAUNUS (GBTS, GBFS, CBTS) 2.0	OHC TL 20 H	08.76 - 07.79	1993	B	70 kW	529	153
TAUNUS 17M II (31F) 1.7	MY	07.67 - 04.74	1699	B	51 kW	528	146
TAUNUS 17M II (31F) 1.7	MY	12.67 - 04.74	1699	B	55 kW	528	146
TAUNUS 17M II (32F) 1.7	MY	07.67 - 04.74	1699	B	51 kW	528	146
TAUNUS 17M II (32F) 1.7	MY	08.68 - 04.74	1699	B	55 kW	528	146
TAUNUS 17M II Coupe (33F) 1.7	MY	07.67 - 04.74	1699	B	51 kW	528	146
TAUNUS 17M II Coupe (33F) 1.7	MY	08.68 - 04.74	1699	B	55 kW	528	146
TAUNUS 17M II Turnier (35F) 1.7	MY	01.68 - 04.74	1699	B	55 kW	528	146
TAUNUS 17M II Turnier (36F) 1.7	MY	08.68 - 04.74	1699	B	55 kW	528	146
TAUNUS 20M II (41F) 2.3	TV 23 S	09.67 - 08.71	2294	B	92 kW	528	148
TAUNUS 20M II (42F) 2.3	TV 23 S	09.67 - 08.71	2294	B	92 kW	528	148
TAUNUS 20M II Coupe (43F) 2.3	TV 23 S	09.67 - 08.71	2294	B	92 kW	528	148
TAUNUS Coupe (GBCK) 1600	LE	08.70 - 02.76	1593	B	65 kW	527	137
TAUNUS Coupe (GBCK) 2000	NEE	08.73 - 02.76	1993	B	72 kW	529	152
TAUNUS Coupe 1.3	JAC	09.76 - 01.79	1297	B	40 kW	514	56
TAUNUS Coupe 1.3	JAC	01.76 - 07.79	1297	B	41 kW	514	56
TAUNUS Coupe 1.6	LAD	09.76 - 08.79	1593	B	50 kW	527	137
TAUNUS III Turnier (GBNS) 1.6	LAR	07.79 - 07.82	1593	B	51 kW	527	137
TAUNUS III Turnier (GBNS) 1.6	LCJ	07.79 - 07.82	1593	B	54 kW	527	140
TAUNUS III Turnier (GBNS) 1.6	LE	09.79 - 12.82	1593	B	68 kW	527	137
TAUNUS III Turnier (GBNS) 2.0	NER	07.79 - 07.82	1993	B	74 kW	529	157
TAUNUS III Turnier (GBNS) 2.0	NWR	07.79 - 07.82	1999	B	66 kW	522	109
TAUNUS Turnier (GBNK) 1600	LAD	01.74 - 05.75	1593	B	50 kW	527	137
TAUNUS Turnier (GBNK) 1600	LCJ	08.70 - 02.76	1593	B	53 kW	527	140
TAUNUS Turnier (GBNS) 1.3	JAC	05.75 - 07.79	1297	B	43 kW	514	56
TAUNUS Turnier (GBNS) 1.3	JAC	12.75 - 07.79	1297	B	40 kW	514	56
TAUNUS Turnier (GBNS) 1.3	JAC	01.76 - 07.79	1297	B	41 kW	514	56
TAUNUS Turnier (GBNS) 1.6	LAD	05.75 - 07.79	1593	B	50 kW	527	137
TAUNUS Turnier (GBNS) 1.6	LCJ	05.75 - 07.79	1593	B	53 kW	527	140
TAUNUS Turnier (GBNS) 1.6	LE	09.76 - 08.79	1593	B	66 kW	527	137
TAUNUS Turnier (GBNS) 2.0	NEG	08.76 - 07.79	1993	B	70 kW	529	152
TAUNUS Turnier (GBNS) 2.0	NYR	05.75 - 07.79	1999	B	66 kW	522	108
TAUNUS Turnier (GBNS) 2.0	OHC LC	12.75 - 07.76	1994	B	64 kW	529	153
TAUNUS Turnier (GBNS) 2.0	OHC TL 20 H	08.76 - 07.79	1993	B	70 kW	529	153
TAUNUS V (GBS, GBNS) 1.6	LAR	07.79 - 07.82	1593	B	51 kW	527	137
TAUNUS V (GBS, GBNS) 1.6	LCJ	07.79 - 07.82	1593	B	54 kW	527	140








							
TAUNUS V (GBS, GBNS) 1.6	LCR	07.79 - 07.82	1593	B	54 kW	527	138
TAUNUS V (GBS, GBNS) 1.6	LE	07.79 - 07.82	1593	B	65 kW	527	137
TAUNUS V (GBS, GBNS) 2.0	NER	07.79 - 07.82	1993	B	74 kW	529	157
TAUNUS V (GBS, GBNS) 2.0	NER	07.79 - 07.82	1993	B	64 kW	529	157
TAUNUS V (GBS, GBNS) 2.0	NWR	07.79 - 07.82	1999	B	66 kW	522	109
TOURNEO CONNECT / GRAND TOURNEO CONNECT Großraumlimousine 1.5 EcoBoost	DPBC	02.22	1498	B	84 kW	509	27
TOURNEO CONNECT / GRAND TOURNEO CONNECT V408 Großraumlimousi 1.0 EcoBoost	M2GA	11.13	998	B	74 kW	506	9
TOURNEO CONNECT / GRAND TOURNEO CONNECT V408 Großraumlimousi 1.0 EcoBoost	M2GB	11.13	998	B	74 kW	506	9
TOURNEO CONNECT / GRAND TOURNEO CONNECT V408 Großraumlimousi 1.0 EcoBoost	SFCB	11.13	998	B	74 kW	506	9
TOURNEO CONNECT / GRAND TOURNEO CONNECT V408 Großraumlimousi 1.5 TDCi	XUGA	05.15	1499	D	55 kW	510	33
TOURNEO CONNECT / GRAND TOURNEO CONNECT V408 Großraumlimousi 1.5 TDCi	XVGA	05.15	1499	D	74 kW	506	13
TOURNEO CONNECT / GRAND TOURNEO CONNECT V408 Großraumlimousi 1.5 TDCi	XVGB	05.15	1499	D	74 kW	506	13
TOURNEO CONNECT / GRAND TOURNEO CONNECT V408 Großraumlimousi 1.5 TDCi	XVGC	05.15	1499	D	74 kW	506	13
TOURNEO CONNECT / GRAND TOURNEO CONNECT V408 Großraumlimousi 1.5 TDCi	XWGA	05.15	1499	D	88 kW	506	12
TOURNEO CONNECT / GRAND TOURNEO CONNECT V408 Großraumlimousi 1.5 TDCi	XWGB	05.15	1499	D	88 kW	506	12
TOURNEO CONNECT / GRAND TOURNEO CONNECT V408 Großraumlimousi 1.5 TDCi	XWGC	05.15	1499	D	88 kW	506	13
TOURNEO CONNECT / GRAND TOURNEO CONNECT V408 Großraumlimousi 1.5 TDCi	XXGA	05.15	1499	D	74 kW	506	13
TOURNEO CONNECT / GRAND TOURNEO CONNECT V408 Großraumlimousi 1.5 TDCi	XXGA	08.16	1499	D	70 kW	506	13
TOURNEO CONNECT / GRAND TOURNEO CONNECT V408 Großraumlimousi 1.6 TDCi	T1GA	09.13	1560	D	85 kW	527	141
TOURNEO CONNECT / GRAND TOURNEO CONNECT V408 Großraumlimousi 1.6 TDCi	TZGA	09.13	1560	D	70 kW	510	33
TOURNEO CONNECT / GRAND TOURNEO CONNECT V408 Großraumlimousi 1.6 TDCi	TZGB	09.13	1560	D	70 kW	510	33
TOURNEO CONNECT / GRAND TOURNEO CONNECT V408 Großraumlimousi 1.6 TDCi	UBGA	09.13	1560	D	55 kW	510	35
TOURNEO CONNECT 1.8 16V	EYPA	06.02 - 12.13	1796	B	85 kW	517	76
TOURNEO CONNECT 1.8 16V	EYPC	06.02 - 12.13	1796	B	85 kW	517	75
TOURNEO CONNECT 1.8 16V	EYPD	06.02 - 12.13	1796	B	85 kW	517	75
TOURNEO CONNECT 1.8 TDCi /TDDi /DI	BHPA	06.02 - 12.13	1753	D	55 kW	520	94
TOURNEO CONNECT 1.8 TDCi /TDDi /DI	P7PA	06.02 - 12.13	1753	D	55 kW	520	94
TOURNEO CONNECT 1.8 TDCi /TDDi /DI	P7PB	06.02 - 12.13	1753	D	55 kW	520	94
TOURNEO CONNECT 1.8 TDCi /TDDi /DI	R2PA	06.02 - 12.13	1753	D	55 kW	520	94
TOURNEO CONNECT 1.8 TDCi	HCPA	06.02 - 12.13	1753	D	66 kW	520	94
TOURNEO CONNECT 1.8 TDCi	HCPB	06.02 - 12.13	1753	D	66 kW	520	94
TOURNEO CONNECT 1.8 TDCi	P9PA	06.02 - 12.13	1753	D	66 kW	520	95
TOURNEO CONNECT 1.8 TDCi	P9PB	06.02 - 12.13	1753	D	66 kW	520	95
TOURNEO CONNECT 1.8 TDCi	P9PC	06.02 - 12.13	1753	D	66 kW	520	95
TOURNEO CONNECT 1.8 TDCi	P9PD	06.02 - 12.13	1753	D	66 kW	520	95
TOURNEO CONNECT 1.8 TDCi	R3PA	06.02 - 12.13	1753	D	66 kW	520	94
TOURNEO CONNECT 1.8 TDCi	RWPA	08.06 - 12.13	1753	D	81 kW	520	94
TOURNEO CONNECT 1.8 TDCi	RWPC	08.06 - 12.13	1753	D	81 kW	520	94
TOURNEO CONNECT 1.8 TDCi	RWPD	08.06 - 12.13	1753	D	81 kW	520	94
TOURNEO CONNECT 1.8 TDCi	RWPE	06.02 - 12.13	1753	D	66 kW	520	94
TOURNEO CONNECT 1.8 TDCi	RWPF	06.02 - 12.13	1753	D	66 kW	520	94
TOURNEO COURIER B460 Großraumlimousine 1.0 EcoBoost	SFCA	02.14	998	B	74 kW	506	9
TOURNEO COURIER B460 Großraumlimousine 1.0 EcoBoost	SFCB	02.14	998	B	74 kW	506	9
TOURNEO COURIER B460 Großraumlimousine 1.0 EcoBoost	SFCC	02.14	998	B	74 kW	506	9
TOURNEO COURIER B460 Großraumlimousine 1.0 EcoBoost	SFCD	02.14	998	B	74 kW	506	9
TOURNEO COURIER B460 Großraumlimousine 1.5 EcoBlue	XXCA	04.18	1499	D	74 kW	506	13
TOURNEO COURIER B460 Großraumlimousine 1.5 EcoBlue	XXCB	04.18	1499	D	74 kW	506	13
TOURNEO COURIER B460 Großraumlimousine 1.5 EcoBlue	XXCC	04.18	1499	D	74 kW	506	13
TOURNEO COURIER B460 Großraumlimousine 1.5 TDCi	UGCA	02.14	1499	D	55 kW	506	12
TOURNEO COURIER B460 Großraumlimousine 1.5 TDCi	UGCB	02.14	1499	D	55 kW	506	12
TOURNEO COURIER B460 Großraumlimousine 1.5 TDCi	XUCC	02.14	1499	D	55 kW	506	13
TOURNEO COURIER B460 Großraumlimousine 1.5 TDCi	XUCD	02.14	1499	D	55 kW	506	13
TOURNEO COURIER B460 Großraumlimousine 1.5 TDCi	XUCE	02.14	1499	D	55 kW	506	11
TOURNEO COURIER B460 Großraumlimousine 1.5 TDCi	XVCA	05.15	1499	D	70 kW	506	13
TOURNEO COURIER B460 Großraumlimousine 1.5 TDCi	XVCB	05.15	1499	D	70 kW	506	13
TOURNEO COURIER B460 Großraumlimousine 1.5 TDCi	XVCC	05.15	1499	D	70 kW	506	13
TOURNEO COURIER B460 Großraumlimousine 1.5 TDCi	XWCA	02.14	1499	D	55 kW	506	13
TOURNEO COURIER B460 Großraumlimousine 1.5 TDCi	XWCB	02.14	1499	D	55 kW	506	13
TOURNEO COURIER B460 Großraumlimousine 1.6 TDCi	T3CA	02.14	1560	D	70 kW	510	33
TOURNEO COURIER B460 Großraumlimousine 1.6 TDCi	T3CB	02.14	1560	D	70 kW	510	33
TOURNEO COURIER B460 Großraumlimousine 1.6 TDCi	T3CC	02.14	1560	D	70 kW	510	33
TOURNEO CUSTOM V362 Bus (F3) 2.0 EcoBlue mHEV	BCFC	05.19	1995	D/E	136 kW	522	107












TRANSIT Bus (FD_, FB_, FS_, FZ_, FC_) 2.2 TDCi	QWFA	04.06 - 08.14	2198	D	96 kW	525	125
TRANSIT Bus (FD_, FB_, FS_, FZ_, FC_) 2.2 TDCi	SRFA	10.08 - 08.14	2198	D	85 kW	525	125
TRANSIT Bus (FD_, FB_, FS_, FZ_, FC_) 2.2 TDCi	SRFB	10.08 - 08.14	2198	D	85 kW	525	125
TRANSIT Bus (FD_, FB_, FS_, FZ_, FC_) 2.2 TDCi	SRFC	10.08 - 08.14	2198	D	85 kW	525	125
TRANSIT Bus (FD_, FB_, FS_, FZ_, FC_) 2.2 TDCi	SRFD	10.08 - 08.14	2198	D	85 kW	525	125
TRANSIT Bus (FD_, FB_, FS_, FZ_, FC_) 2.2 TDCi	SRFE	10.08 - 08.14	2198	D	85 kW	525	125
TRANSIT Bus (FD_, FB_, FS_, FZ_, FC_) 2.2 TDCi	UHFA	10.07 - 08.14	2198	D	103 kW	525	125
TRANSIT Bus (FD_, FB_, FS_, FZ_, FC_) 2.2 TDCi	UHFB	10.07 - 08.14	2198	D	103 kW	525	125
TRANSIT Bus (FD_, FB_, FS_, FZ_, FC_) 2.2 TDCi	UHFC	10.07 - 08.14	2198	D	103 kW	525	125
TRANSIT Bus (FD_, FB_, FS_, FZ_, FC_) 2.3 16V RWD (F_B_, F_C_, F_A_)	E5FA	08.00 - 05.06	2295	B	107 kW	527	142
TRANSIT Bus (FD_, FB_, FS_, FZ_, FC_) 2.3 16V RWD (F_B_, F_C_, F_A_)	E5FC	08.00 - 05.06	2295	B	107 kW	527	142
TRANSIT Bus (FD_, FB_, FS_, FZ_, FC_) 2.4 DI (F_B_, F_C_, F_A_)	D2FA	01.00 - 05.06	2402	D	66 kW	528	144
TRANSIT Bus (FD_, FB_, FS_, FZ_, FC_) 2.4 DI (F_B_, F_C_, F_A_)	D2FB	01.00 - 05.06	2402	D	66 kW	528	144
TRANSIT Bus (FD_, FB_, FS_, FZ_, FC_) 2.4 DI (F_B_, F_C_, F_A_)	D2FE	01.00 - 05.06	2402	D	66 kW	528	144
TRANSIT Bus (FD_, FB_, FS_, FZ_, FC_) 2.4 DI RWD (F_B_, F_C_)	F4FA	01.00 - 05.06	2402	D	55 kW	528	144
TRANSIT Bus (FD_, FB_, FS_, FZ_, FC_) 2.4 DI RWD (F_B_, F_C_, F_A_)	D4FA	01.00 - 05.06	2402	D	88 kW	528	144
TRANSIT Bus (FD_, FB_, FS_, FZ_, FC_) 2.4 TDCi 4x4	H9FB	11.06 - 08.14	2402	D	103 kW	528	145
TRANSIT Bus (FD_, FB_, FS_, FZ_, FC_) 2.4 TDCi	H9FA	03.04 - 05.06	2402	D	101 kW	527	143
TRANSIT Bus (FD_, FB_, FS_, FZ_, FC_) 2.4 TDCi	H9FD	04.06 - 08.14	2402	D	103 kW	527	143
TRANSIT Bus (FD_, FB_, FS_, FZ_, FC_) 2.4 TDCi	JXFA	04.06 - 08.14	2402	D	85 kW	528	144
TRANSIT Bus (FD_, FB_, FS_, FZ_, FC_) 2.4 TDCi	JXFC	04.06 - 08.14	2402	D	85 kW	528	144
TRANSIT Bus (FD_, FB_, FS_, FZ_, FC_) 2.4 TDCi	PHFA	04.06 - 08.14	2402	D	74 kW	528	144
TRANSIT Bus (FD_, FB_, FS_, FZ_, FC_) 2.4 TDCi	PHFC	04.06 - 08.14	2402	D	74 kW	528	144
TRANSIT Bus (FD_, FB_, FS_, FZ_, FC_) 2.4 TDE (F_C_, F_B_, F_A_)	DOFA	07.01 - 05.06	2402	D	92 kW	528	144
TRANSIT Bus (FD_, FB_, FS_, FZ_, FC_) 2.4 TDE	FXFA	03.04 - 05.06	2402	D	85 kW	528	144
TRANSIT Bus (FD_, FB_, FS_, FZ_, FC_) 3.2 TDCi	SAFA	02.08 - 08.14	3198	D	147 kW	528	145
TRANSIT Bus (FD_, FB_, FS_, FZ_, FC_) 3.2 TDCi	SAFB	02.08 - 08.14	3199	D	147 kW	528	145
TRANSIT Bus (T_) 2.0 (TBS, TCL, TCS, TEL, TES)	NAT	11.85 - 09.92	1994	B	57 kW	528	150
TRANSIT Bus (T_) 2.0 (TBS, TCL, TCS, TEL, TES)	NAV	11.85 - 09.92	1994	B	57 kW	529	154
TRANSIT Bus (T_) 2.0 Cat (TBS, TCL, TCS)	N6T	12.85 - 09.92	1993	B	57 kW	528	150
TRANSIT Bus (V_) 1.6 (VAS, VLS, VZS)	4RB	12.77 - 10.86	1593	B	48 kW	527	139
TRANSIT Bus (V_) 2.0 (VAS, VBLVIL, VLS, VUL, VZS)	4RC	12.77 - 07.82	1993	B	43 kW	529	154
TRANSIT Bus (V_) 2.0 (VAS, VIL, VLS, VUL, VZS)	4RC	11.77 - 10.86	1993	B	57 kW	529	154
TRANSIT Bus (V_) 2.0 (VAS, VLS, VZS)	4RC	11.77 - 10.86	1993	B	55 kW	529	154
TRANSIT CONNECT (P65_, P70_, P80_) 1.8 16V LPG	EYPA	06.02 - 12.13	1796	B/G	85 kW	517	76
TRANSIT CONNECT (P65_, P70_, P80_) 1.8 16V LPG	EYPC	06.02 - 12.13	1796	B/G	85 kW	517	75
TRANSIT CONNECT (P65_, P70_, P80_) 1.8 16V LPG	EYPD	06.02 - 12.13	1796	B/G	85 kW	517	75
TRANSIT CONNECT (P65_, P70_, P80_) 1.8 16V	EYPA	06.02 - 12.13	1796	B	85 kW	517	76
TRANSIT CONNECT (P65_, P70_, P80_) 1.8 16V	EYPC	06.02 - 12.13	1796	B	85 kW	517	75
TRANSIT CONNECT (P65_, P70_, P80_) 1.8 16V	EYPD	06.02 - 12.13	1796	B	85 kW	517	75
TRANSIT CONNECT (P65_, P70_, P80_) 1.8 Di	BHPA	06.02 - 12.13	1753	D	55 kW	520	94
TRANSIT CONNECT (P65_, P70_, P80_) 1.8 Di	P7PA	06.02 - 12.13	1753	D	55 kW	520	94
TRANSIT CONNECT (P65_, P70_, P80_) 1.8 Di	P7PB	06.02 - 12.13	1753	D	55 kW	520	94
TRANSIT CONNECT (P65_, P70_, P80_) 1.8 Di	R2PA	06.02 - 12.13	1753	D	55 kW	520	94
TRANSIT CONNECT (P65_, P70_, P80_) 1.8 TDCi	HCPA	06.02 - 12.13	1753	D	66 kW	520	94
TRANSIT CONNECT (P65_, P70_, P80_) 1.8 TDCi	HCPB	06.02 - 12.13	1753	D	66 kW	520	94
TRANSIT CONNECT (P65_, P70_, P80_) 1.8 TDCi	P9PA	06.02 - 12.13	1753	D	66 kW	520	95
TRANSIT CONNECT (P65_, P70_, P80_) 1.8 TDCi	P9PB	06.02 - 12.13	1753	D	66 kW	520	95
TRANSIT CONNECT (P65_, P70_, P80_) 1.8 TDCi	P9PC	06.02 - 12.13	1753	D	66 kW	520	95
TRANSIT CONNECT (P65_, P70_, P80_) 1.8 TDCi	P9PD	06.02 - 12.13	1753	D	66 kW	520	95
TRANSIT CONNECT (P65_, P70_, P80_) 1.8 TDCi	R3PA	06.02 - 12.13	1753	D	66 kW	520	94
TRANSIT CONNECT (P65_, P70_, P80_) 1.8 TDCi	RWPA	08.06 - 12.13	1753	D	81 kW	520	94
TRANSIT CONNECT (P65_, P70_, P80_) 1.8 TDCi	RWPC	08.06 - 12.13	1753	D	81 kW	520	94
TRANSIT CONNECT (P65_, P70_, P80_) 1.8 TDCi	RWPD	08.06 - 12.13	1753	D	81 kW	520	94
TRANSIT CONNECT (P65_, P70_, P80_) 1.8 TDCi	RWPE	06.02 - 12.13	1753	D	66 kW	520	94
TRANSIT CONNECT (P65_, P70_, P80_) 1.8 TDCi	RWPF	06.02 - 12.13	1753	D	66 kW	520	94
TRANSIT CONNECT Großraumlimousine 1.5 TDCi	XUGA	08.15	1499	D	55 kW	510	33
TRANSIT CONNECT Großraumlimousine 1.5 TDCi	XVGA	05.15	1499	D	74 kW	506	13
TRANSIT CONNECT Großraumlimousine 1.5 TDCi	XVGB	05.15	1499	D	74 kW	506	13
TRANSIT CONNECT Großraumlimousine 1.5 TDCi	XVGC	05.15	1499	D	74 kW	506	13
TRANSIT CONNECT Großraumlimousine 1.5 TDCi	XWGA	05.15	1499	D	88 kW	506	12
TRANSIT CONNECT Großraumlimousine 1.5 TDCi	XWGB	05.15	1499	D	88 kW	506	12

	 ENGINE	 ccm		<b>kw</b>		<b>1</b> POS	
TRANSIT CONNECT Großraumlimousine 1.5 TDCi	XWGC	05.15	1499	D	88 kW	506	13
TRANSIT CONNECT Großraumlimousine 1.5 TDCi	XXGA	05.15	1499	D	74 kW	506	13
TRANSIT CONNECT Großraumlimousine 1.6 TDCi	T1GA	02.13	1560	D	85 kW	527	141
TRANSIT CONNECT Großraumlimousine 1.6 TDCi	TZGA	02.13	1560	D	70 kW	510	33
TRANSIT CONNECT Großraumlimousine 1.6 TDCi	TZGB	02.13	1560	D	70 kW	510	33
TRANSIT CONNECT Großraumlimousine 1.6 TDCi	UBGA	02.13	1560	D	55 kW	510	35
TRANSIT CONNECT V408 Kasten/Großraumlimousine 1.0 EcoBoost	M2GA	02.13	998	B	74 kW	506	9
TRANSIT CONNECT V408 Kasten/Großraumlimousine 1.0 EcoBoost	M2GB	02.13	998	B	74 kW	506	9
TRANSIT CONNECT V408 Kasten/Großraumlimousine 1.5 TDCi	XUGA	08.15	1499	D	55 kW	510	33
TRANSIT CONNECT V408 Kasten/Großraumlimousine 1.5 TDCi	XVGA	05.15	1499	D	74 kW	506	13
TRANSIT CONNECT V408 Kasten/Großraumlimousine 1.5 TDCi	XVGB	05.15	1499	D	74 kW	506	13
TRANSIT CONNECT V408 Kasten/Großraumlimousine 1.5 TDCi	XVGC	05.15	1499	D	74 kW	506	13
TRANSIT CONNECT V408 Kasten/Großraumlimousine 1.5 TDCi	XWGA	05.15	1499	D	88 kW	506	12
TRANSIT CONNECT V408 Kasten/Großraumlimousine 1.5 TDCi	XWGB	05.15	1499	D	88 kW	506	12
TRANSIT CONNECT V408 Kasten/Großraumlimousine 1.5 TDCi	XWGC	05.15	1499	D	88 kW	506	13
TRANSIT CONNECT V408 Kasten/Großraumlimousine 1.5 TDCi	XXGA	05.15	1499	D	74 kW	506	13
TRANSIT CONNECT V408 Kasten/Großraumlimousine 1.5 TDCi	XXGA	03.16	1499	D	70 kW	506	13
TRANSIT CONNECT V408 Kasten/Großraumlimousine 1.6 TDCi	T1GA	02.13	1560	D	85 kW	527	141
TRANSIT CONNECT V408 Kasten/Großraumlimousine 1.6 TDCi	TZGA	02.13	1560	D	70 kW	510	33
TRANSIT CONNECT V408 Kasten/Großraumlimousine 1.6 TDCi	TZGB	02.13	1560	D	70 kW	510	33
TRANSIT CONNECT V408 Kasten/Großraumlimousine 1.6 TDCi	UBGA	02.13	1560	D	55 kW	510	35
TRANSIT COURIER B460 Großraumlimousine 1.0 EcoBoost	SFCA	02.14	998	B	74 kW	506	9
TRANSIT COURIER B460 Großraumlimousine 1.0 EcoBoost	SFCB	02.14	998	B	74 kW	506	9
TRANSIT COURIER B460 Großraumlimousine 1.0 EcoBoost	SFCC	02.14	998	B	74 kW	506	9
TRANSIT COURIER B460 Großraumlimousine 1.0 EcoBoost	SFCD	02.14	998	B	74 kW	506	9
TRANSIT COURIER B460 Großraumlimousine 1.5 EcoBlue	XXCA	04.18	1499	D	74 kW	506	13
TRANSIT COURIER B460 Großraumlimousine 1.5 EcoBlue	XXCB	04.18	1499	D	74 kW	506	13
TRANSIT COURIER B460 Großraumlimousine 1.5 EcoBlue	XXCC	04.18	1499	D	74 kW	506	13
TRANSIT COURIER B460 Großraumlimousine 1.5 TDCi	UGCA	02.14	1499	D	55 kW	506	12
TRANSIT COURIER B460 Großraumlimousine 1.5 TDCi	UGCB	02.14	1499	D	55 kW	506	12
TRANSIT COURIER B460 Großraumlimousine 1.5 TDCi	XUCC	02.14	1499	D	55 kW	506	13
TRANSIT COURIER B460 Großraumlimousine 1.5 TDCi	XUCD	02.14	1499	D	55 kW	506	13
TRANSIT COURIER B460 Großraumlimousine 1.5 TDCi	XUCE	02.14	1499	D	55 kW	506	11
TRANSIT COURIER B460 Großraumlimousine 1.5 TDCi	XVCA	05.15	1499	D	70 kW	506	13
TRANSIT COURIER B460 Großraumlimousine 1.5 TDCi	XVCB	05.15	1499	D	70 kW	506	13
TRANSIT COURIER B460 Großraumlimousine 1.5 TDCi	XVCC	05.15	1499	D	70 kW	506	13
TRANSIT COURIER B460 Großraumlimousine 1.5 TDCi	XWCA	02.14	1499	D	55 kW	506	13
TRANSIT COURIER B460 Großraumlimousine 1.5 TDCi	XWCB	02.14	1499	D	55 kW	506	13
TRANSIT COURIER B460 Großraumlimousine 1.6 TDCi	T3CA	02.14	1560	D	70 kW	510	33
TRANSIT COURIER B460 Großraumlimousine 1.6 TDCi	T3CB	02.14	1560	D	70 kW	510	33
TRANSIT COURIER B460 Großraumlimousine 1.6 TDCi	T3CC	02.14	1560	D	70 kW	510	33
TRANSIT COURIER B460 Kasten/Großraumlimousine 1.0 EcoBoost	SFCA	02.14	998	B	74 kW	506	9
TRANSIT COURIER B460 Kasten/Großraumlimousine 1.0 EcoBoost	SFCB	02.14	998	B	74 kW	506	9
TRANSIT COURIER B460 Kasten/Großraumlimousine 1.0 EcoBoost	SFCC	02.14	998	B	74 kW	506	9
TRANSIT COURIER B460 Kasten/Großraumlimousine 1.0 EcoBoost	SFCD	02.14	998	B	74 kW	506	9
TRANSIT COURIER B460 Kasten/Großraumlimousine 1.5 EcoBlue	XXCA	04.18	1499	D	74 kW	506	13
TRANSIT COURIER B460 Kasten/Großraumlimousine 1.5 EcoBlue	XXCB	04.18	1499	D	74 kW	506	13
TRANSIT COURIER B460 Kasten/Großraumlimousine 1.5 EcoBlue	XXCC	04.18	1499	D	74 kW	506	13
TRANSIT COURIER B460 Kasten/Großraumlimousine 1.5 TDCi	UGCA	02.14	1499	D	55 kW	506	12
TRANSIT COURIER B460 Kasten/Großraumlimousine 1.5 TDCi	UGCB	02.14	1499	D	55 kW	506	12
TRANSIT COURIER B460 Kasten/Großraumlimousine 1.5 TDCi	XUCC	02.14	1499	D	55 kW	506	13
TRANSIT COURIER B460 Kasten/Großraumlimousine 1.5 TDCi	XUCD	02.14	1499	D	55 kW	506	13
TRANSIT COURIER B460 Kasten/Großraumlimousine 1.5 TDCi	XUCE	02.14	1499	D	55 kW	506	11
TRANSIT COURIER B460 Kasten/Großraumlimousine 1.5 TDCi	XVCA	05.15	1499	D	70 kW	506	13
TRANSIT COURIER B460 Kasten/Großraumlimousine 1.5 TDCi	XVCB	05.15	1499	D	70 kW	506	13
TRANSIT COURIER B460 Kasten/Großraumlimousine 1.5 TDCi	XVCC	05.15	1499	D	70 kW	506	13
TRANSIT COURIER B460 Kasten/Großraumlimousine 1.5 TDCi	XWCA	02.14	1499	D	55 kW	506	13
TRANSIT COURIER B460 Kasten/Großraumlimousine 1.5 TDCi	XWCB	02.14	1499	D	55 kW	506	13
TRANSIT COURIER B460 Kasten/Großraumlimousine 1.6 TDCi	T3CA	02.14	1560	D	70 kW	510	33
TRANSIT COURIER B460 Kasten/Großraumlimousine 1.6 TDCi	T3CB	02.14	1560	D	70 kW	510	33
TRANSIT COURIER B460 Kasten/Großraumlimousine 1.6 TDCi	T3CC	02.14	1560	D	70 kW	510	33
TRANSIT CUSTOM V362 Bus (F3) 2.0 EcoBlue mHEV	BCFC	05.19	1995	D/E	136 kW	522	107








			<b>ccm</b>		<b>kw</b>		<b>1 POS</b>
TRANSIT CUSTOM V362 Kasten (FY, FZ) 2.2 TDCi	DRF4	09.12	2198	D	74 kW	525	125
TRANSIT CUSTOM V362 Kasten (FY, FZ) 2.2 TDCi	DRFF	09.12	2198	D	74 kW	525	125
TRANSIT CUSTOM V362 Kasten (FY, FZ) 2.2 TDCi	DRFG	09.12	2198	D	74 kW	525	125
TRANSIT Kasten (E_) 2.0 (EAL, EAS)	NSF	06.94 - 03.00	1998	B	84 kW	526	134
TRANSIT Kasten (E_) 2.0 (EAL, EAS)	NSG	06.94 - 03.00	1998	B	84 kW	526	134
TRANSIT Kasten (E_) 2.0 (EAL, EAS)	NSH	06.94 - 03.00	1998	B	84 kW	526	134
TRANSIT Kasten (E_) 2.0 CNG	NSH	06.99 - 12.00	1998	B/G	84 kW	526	134
TRANSIT Kasten (E_) 2.0 i (EAL, EAS)	NCA	09.91 - 06.94	1994	B	72 kW	528	151
TRANSIT Kasten (E_) 2.0	NBA	09.91 - 06.94	1993	B	66 kW	528	150
TRANSIT Kasten (FA_) 2.0 DI (FAE_, FAF_, FAG_)	ABFA	08.00 - 05.06	1998	D	74 kW	525	125
TRANSIT Kasten (FA_) 2.0 DI (FAE_, FAF_, FAG_)	D3FA	08.00 - 05.06	1998	D	55 kW	525	125
TRANSIT Kasten (FA_) 2.0 DI (FAE_, FAF_, FAG_)	F3FA	08.00 - 05.06	1998	D	63 kW	525	125
TRANSIT Kasten (FA_) 2.0 TDCi	FIFA	08.02 - 05.06	1998	D	92 kW	525	125
TRANSIT Kasten (FA_) 2.2 TDCi 4x4	CYRB	10.11 - 08.14	2198	D	92 kW	525	125
TRANSIT Kasten (FA_) 2.2 TDCi 4x4	CYRC	10.11 - 08.14	2198	D	92 kW	525	125
TRANSIT Kasten (FA_) 2.2 TDCi RWD	CVRA	10.11 - 08.14	2198	D	114 kW	525	125
TRANSIT Kasten (FA_) 2.2 TDCi RWD	CVRB	10.11 - 08.14	2198	D	114 kW	525	125
TRANSIT Kasten (FA_) 2.2 TDCi RWD	CVRC	10.11 - 08.14	2198	D	114 kW	525	125
TRANSIT Kasten (FA_) 2.2 TDCi RWD	CYRA	09.11 - 12.14	2198	D	92 kW	525	125
TRANSIT Kasten (FA_) 2.2 TDCi RWD	CYRB	09.11 - 12.14	2198	D	92 kW	525	125
TRANSIT Kasten (FA_) 2.2 TDCi RWD	DRRA	10.11 - 08.14	2198	D	74 kW	525	125
TRANSIT Kasten (FA_) 2.2 TDCi RWD	DRRB	10.11 - 08.14	2198	D	74 kW	525	125
TRANSIT Kasten (FA_) 2.2 TDCi RWD	DRRC	10.11 - 08.14	2198	D	74 kW	525	125
TRANSIT Kasten (FA_) 2.2 TDCi RWD	USRA	10.11 - 08.14	2198	D	100 kW	525	125
TRANSIT Kasten (FA_) 2.2 TDCi RWD	USRB	10.11 - 08.14	2198	D	100 kW	525	125
TRANSIT Kasten (FA_) 2.2 TDCi	CYFA	10.11 - 10.14	2198	D	92 kW	525	125
TRANSIT Kasten (FA_) 2.2 TDCi	CYFB	10.11 - 10.14	2198	D	92 kW	525	125
TRANSIT Kasten (FA_) 2.2 TDCi	CYFC	10.11 - 10.14	2198	D	92 kW	525	125
TRANSIT Kasten (FA_) 2.2 TDCi	CYFD	10.11 - 10.14	2198	D	92 kW	525	125
TRANSIT Kasten (FA_) 2.2 TDCi	DRFA	10.11 - 08.14	2198	D	74 kW	525	124
TRANSIT Kasten (FA_) 2.2 TDCi	DRFB	10.11 - 08.14	2198	D	74 kW	525	125
TRANSIT Kasten (FA_) 2.2 TDCi	DRFC	10.11 - 08.14	2198	D	74 kW	525	125
TRANSIT Kasten (FA_) 2.2 TDCi	DRFD	10.11 - 08.14	2198	D	74 kW	525	125
TRANSIT Kasten (FA_) 2.2 TDCi	DRFE	10.11 - 08.14	2198	D	74 kW	525	125
TRANSIT Kasten (FA_) 2.2 TDCi	P8FA	04.06 - 08.14	2198	D	63 kW	525	125
TRANSIT Kasten (FA_) 2.2 TDCi	P8FB	04.06 - 08.14	2198	D	63 kW	525	125
TRANSIT Kasten (FA_) 2.2 TDCi	PGFA	10.07 - 08.14	2198	D	103 kW	525	125
TRANSIT Kasten (FA_) 2.2 TDCi	PGFB	10.07 - 08.14	2198	D	103 kW	525	125
TRANSIT Kasten (FA_) 2.2 TDCi	QVFA	04.06 - 08.14	2198	D	81 kW	525	125
TRANSIT Kasten (FA_) 2.2 TDCi	QWFA	04.06 - 08.14	2198	D	96 kW	525	125
TRANSIT Kasten (FA_) 2.2 TDCi	SRFA	10.08 - 08.14	2198	D	85 kW	525	125
TRANSIT Kasten (FA_) 2.2 TDCi	SRFB	10.08 - 08.14	2198	D	85 kW	525	125
TRANSIT Kasten (FA_) 2.2 TDCi	SRFC	10.08 - 08.14	2198	D	85 kW	525	125
TRANSIT Kasten (FA_) 2.2 TDCi	SRFD	10.08 - 08.14	2198	D	85 kW	525	125
TRANSIT Kasten (FA_) 2.2 TDCi	SRFE	10.08 - 08.14	2198	D	85 kW	525	125
TRANSIT Kasten (FA_) 2.2 TDCi	UHFA	10.07 - 08.14	2198	D	103 kW	525	125
TRANSIT Kasten (FA_) 2.2 TDCi	UHFB	10.07 - 08.14	2198	D	103 kW	525	125
TRANSIT Kasten (FA_) 2.2 TDCi	UHFC	10.07 - 08.14	2198	D	103 kW	525	125
TRANSIT Kasten (FA_) 2.3 16V RWD (FAA_, FAB_, FAC_)	E5FA	04.01 - 05.06	2295	B	107 kW	527	142
TRANSIT Kasten (FA_) 2.3 16V RWD (FAA_, FAB_, FAC_)	E5FC	04.01 - 05.06	2295	B	107 kW	527	142
TRANSIT Kasten (FA_) 2.3 BiFuel	E5FC	03.01 - 03.06	2295	B/G	105 kW	527	142
TRANSIT Kasten (FA_) 2.3	E5FC	03.01 - 03.06	2295	B	105 kW	527	142
TRANSIT Kasten (FA_) 2.4 DI (FAA_, FAB_, FAC_, FAD_)	D2FA	01.00 - 05.06	2402	D	66 kW	528	144
TRANSIT Kasten (FA_) 2.4 DI (FAA_, FAB_, FAC_, FAD_)	D2FB	01.00 - 05.06	2402	D	66 kW	528	144
TRANSIT Kasten (FA_) 2.4 DI (FAA_, FAB_, FAC_, FAD_)	D2FE	01.00 - 05.06	2402	D	66 kW	528	144
TRANSIT Kasten (FA_) 2.4 DI RWD (FAA_, FAB_, FAC_, FAD_)	D4FA	01.00 - 05.06	2402	D	88 kW	528	144
TRANSIT Kasten (FA_) 2.4 DI RWD (FAA_, FAB_, FAC_, FAD_)	F4FA	01.00 - 05.06	2402	D	55 kW	528	144
TRANSIT Kasten (FA_) 2.4 TDCi 4x4	H9FB	11.06 - 08.14	2402	D	103 kW	528	145
TRANSIT Kasten (FA_) 2.4 TDCi RWD	H9FB	04.06 - 08.14	2402	D	103 kW	528	145
TRANSIT Kasten (FA_) 2.4 TDCi RWD	H9FD	04.06 - 08.14	2402	D	103 kW	527	143
TRANSIT Kasten (FA_) 2.4 TDCi RWD	JXFA	04.06 - 08.14	2402	D	85 kW	528	144
TRANSIT Kasten (FA_) 2.4 TDCi RWD	JXFC	04.06 - 08.14	2402	D	85 kW	528	144












TRANSIT Kasten (FA_) 2.4 TDCi RWD	PHFA	04.06 - 08.14	2402	D	74 kW	528	144
TRANSIT Kasten (FA_) 2.4 TDCi RWD	PHFC	04.06 - 08.14	2402	D	74 kW	528	144
TRANSIT Kasten (FA_) 2.4 TDCi	H9FA	03.04 - 05.06	2402	D	101 kW	527	143
TRANSIT Kasten (FA_) 2.4 TDE	DOFA	07.01 - 05.06	2402	D	92 kW	528	144
TRANSIT Kasten (FA_) 2.4 TDE	FXFA	03.04 - 05.06	2402	D	85 kW	528	144
TRANSIT Kasten (FA_) 2.4 TD	F4FA	08.00 - 08.03	2402	D	55 kW	528	144
TRANSIT Kasten (FA_) 3.2 TDCi RWD	SAFA	09.07 - 08.14	3198	D	147 kW	528	145
TRANSIT Kasten (FA_) 3.2 TDCi RWD	SAFB	09.07 - 08.14	3199	D	147 kW	528	145
TRANSIT Kasten (T_) 2.0 (TAL, TAS, TGL, TWS)	NAT	09.85 - 09.92	1994	B	57 kW	528	150
TRANSIT Kasten (T_) 2.0 (TAL, TAS, TGL, TWS)	NAV	09.85 - 09.92	1994	B	57 kW	529	154
TRANSIT Kasten (V_) 1.6 (WS)	4RB	11.77 - 10.86	1593	B	48 kW	527	139
TRANSIT Kasten (V_) 2.0 (VHL, VVS)	4RC	11.77 - 10.86	1993	B	57 kW	529	154
TRANSIT Kasten (V_) 2.0 (VVL)	4RC	11.77 - 10.86	1993	B	55 kW	529	154
TRANSIT Kasten (V_) 2.0 (VVS)	4RC	11.77 - 07.82	1993	B	43 kW	529	154
TRANSIT Pritsche/Fahrgestell (E_) 2.0 (EME/L/S, ENE/L/S)	NCA	09.91 - 08.94	1994	B	72 kW	528	151
TRANSIT Pritsche/Fahrgestell (E_) 2.0 (EME/L/S, ENE/L/S)	NSF	08.94 - 03.00	1998	B	84 kW	526	134
TRANSIT Pritsche/Fahrgestell (E_) 2.0 (EME/L/S, ENE/L/S)	NSG	08.94 - 03.00	1998	B	84 kW	526	134
TRANSIT Pritsche/Fahrgestell (E_) 2.0	NBA	04.91 - 07.94	1993	B	66 kW	528	150
TRANSIT Pritsche/Fahrgestell (FM_, FN_) 2.0 DI (F_E_, F_F_)	ABFA	08.00 - 05.06	1998	D	74 kW	525	125
TRANSIT Pritsche/Fahrgestell (FM_, FN_) 2.0 DI (F_E_, F_F_)	D3FA	08.00 - 05.06	1998	D	55 kW	525	125
TRANSIT Pritsche/Fahrgestell (FM_, FN_) 2.0 DI (F_E_, F_F_)	F3FA	08.00 - 05.06	1998	D	63 kW	525	125
TRANSIT Pritsche/Fahrgestell (FM_, FN_) 2.0 TDCi (F_E_, F_F_)	FIFA	08.02 - 05.06	1998	D	92 kW	525	125
TRANSIT Pritsche/Fahrgestell (FM_, FN_) 2.3 16V (F_A_, F_B_, F_C_, F_D_)	E5FA	04.01 - 05.06	2295	B	107 kW	527	142
TRANSIT Pritsche/Fahrgestell (FM_, FN_) 2.3 16V (F_A_, F_B_, F_C_, F_D_)	E5FC	04.01 - 05.06	2295	B	107 kW	527	142
TRANSIT Pritsche/Fahrgestell (FM_, FN_) 2.3 BiFuel	E5FC	03.01 - 03.06	2295	B/G	105 kW	527	142
TRANSIT Pritsche/Fahrgestell (FM_, FN_) 2.3	E5FC	03.01 - 03.06	2295	B	105 kW	527	142
TRANSIT Pritsche/Fahrgestell (FM_, FN_) 2.4 DI (F_A_, F_B_, F_C_, F_D_)	D2FA	01.00 - 05.06	2402	D	66 kW	528	144
TRANSIT Pritsche/Fahrgestell (FM_, FN_) 2.4 DI (F_A_, F_B_, F_C_, F_D_)	D2FB	01.00 - 05.06	2402	D	66 kW	528	144
TRANSIT Pritsche/Fahrgestell (FM_, FN_) 2.4 DI (F_A_, F_B_, F_C_, F_D_)	D2FE	01.00 - 05.06	2402	D	66 kW	528	144
TRANSIT Pritsche/Fahrgestell (FM_, FN_) 2.4 DI (F_A_, F_B_, F_C_, F_D_)	D4FA	01.00 - 05.06	2402	D	88 kW	528	144
TRANSIT Pritsche/Fahrgestell (FM_, FN_) 2.4 DI (F_A_, F_B_, F_C_, F_D_)	F4FA	01.00 - 05.06	2402	D	55 kW	528	144
TRANSIT Pritsche/Fahrgestell (FM_, FN_) 2.4 TDCi	H9FA	03.04 - 05.06	2402	D	101 kW	527	143
TRANSIT Pritsche/Fahrgestell (FM_, FN_) 2.4 TDE	DOFA	07.01 - 05.06	2402	D	92 kW	528	144
TRANSIT Pritsche/Fahrgestell (FM_, FN_) 2.4 TDE	FXFA	03.04 - 05.06	2402	D	85 kW	528	144
TRANSIT Pritsche/Fahrgestell (FM_, FN_, FF_) 2.2 TDCi 4x4	CYRB	10.11 - 08.14	2198	D	92 kW	525	125
TRANSIT Pritsche/Fahrgestell (FM_, FN_, FF_) 2.2 TDCi 4x4	CYRC	10.11 - 08.14	2198	D	92 kW	525	125
TRANSIT Pritsche/Fahrgestell (FM_, FN_, FF_) 2.2 TDCi RWD	CVRA	10.11 - 08.14	2198	D	114 kW	525	125
TRANSIT Pritsche/Fahrgestell (FM_, FN_, FF_) 2.2 TDCi RWD	CVRB	10.11 - 08.14	2198	D	114 kW	525	125
TRANSIT Pritsche/Fahrgestell (FM_, FN_, FF_) 2.2 TDCi RWD	CVRC	10.11 - 08.14	2198	D	114 kW	525	125
TRANSIT Pritsche/Fahrgestell (FM_, FN_, FF_) 2.2 TDCi RWD	CYRA	10.11 - 08.14	2198	D	92 kW	525	125
TRANSIT Pritsche/Fahrgestell (FM_, FN_, FF_) 2.2 TDCi RWD	CYRB	10.11 - 08.14	2198	D	92 kW	525	125
TRANSIT Pritsche/Fahrgestell (FM_, FN_, FF_) 2.2 TDCi RWD	DRRA	10.11 - 08.14	2198	D	74 kW	525	125
TRANSIT Pritsche/Fahrgestell (FM_, FN_, FF_) 2.2 TDCi RWD	DRRB	10.11 - 08.14	2198	D	74 kW	525	125
TRANSIT Pritsche/Fahrgestell (FM_, FN_, FF_) 2.2 TDCi RWD	DRRC	10.11 - 08.14	2198	D	74 kW	525	125
TRANSIT Pritsche/Fahrgestell (FM_, FN_, FF_) 2.2 TDCi	CYFA	10.11 - 10.14	2198	D	92 kW	525	125
TRANSIT Pritsche/Fahrgestell (FM_, FN_, FF_) 2.2 TDCi	CYFB	10.11 - 10.14	2198	D	92 kW	525	125
TRANSIT Pritsche/Fahrgestell (FM_, FN_, FF_) 2.2 TDCi	CYFC	10.11 - 10.14	2198	D	92 kW	525	125
TRANSIT Pritsche/Fahrgestell (FM_, FN_, FF_) 2.2 TDCi	CYFD	10.11 - 10.14	2198	D	92 kW	525	125
TRANSIT Pritsche/Fahrgestell (FM_, FN_, FF_) 2.2 TDCi	DRFA	10.11 - 08.14	2198	D	74 kW	525	124
TRANSIT Pritsche/Fahrgestell (FM_, FN_, FF_) 2.2 TDCi	DRFB	10.11 - 08.14	2198	D	74 kW	525	125
TRANSIT Pritsche/Fahrgestell (FM_, FN_, FF_) 2.2 TDCi	DRFC	10.11 - 08.14	2198	D	74 kW	525	125
TRANSIT Pritsche/Fahrgestell (FM_, FN_, FF_) 2.2 TDCi	DRFD	10.11 - 08.14	2198	D	74 kW	525	125
TRANSIT Pritsche/Fahrgestell (FM_, FN_, FF_) 2.2 TDCi	DRFE	10.11 - 08.14	2198	D	74 kW	525	125
TRANSIT Pritsche/Fahrgestell (FM_, FN_, FF_) 2.2 TDCi	P8FA	04.06 - 08.14	2198	D	63 kW	525	125
TRANSIT Pritsche/Fahrgestell (FM_, FN_, FF_) 2.2 TDCi	P8FB	04.06 - 08.14	2198	D	63 kW	525	125
TRANSIT Pritsche/Fahrgestell (FM_, FN_, FF_) 2.2 TDCi	PGFA	10.07 - 09.11	2198	D	103 kW	525	125
TRANSIT Pritsche/Fahrgestell (FM_, FN_, FF_) 2.2 TDCi	PGFB	10.07 - 09.11	2198	D	103 kW	525	125
TRANSIT Pritsche/Fahrgestell (FM_, FN_, FF_) 2.2 TDCi	QVFA	04.06 - 08.14	2198	D	81 kW	525	125
TRANSIT Pritsche/Fahrgestell (FM_, FN_, FF_) 2.2 TDCi	QWFA	04.06 - 08.14	2198	D	96 kW	525	125
TRANSIT Pritsche/Fahrgestell (FM_, FN_, FF_) 2.2 TDCi	SRFA	10.08 - 08.14	2198	D	85 kW	525	125
TRANSIT Pritsche/Fahrgestell (FM_, FN_, FF_) 2.2 TDCi	SRFB	10.08 - 08.14	2198	D	85 kW	525	125
TRANSIT Pritsche/Fahrgestell (FM_, FN_, FF_) 2.2 TDCi	SRFC	10.08 - 08.14	2198	D	85 kW	525	125

			<b>ccm</b>		<b>kw</b>		<b>1 POS</b>
TRANSIT Pritsche/Fahrgestell (FM___, FN___, FF___) 2.2 TDCi	SRFD	10.08 - 08.14	2198	D	85 kW	525	125
TRANSIT Pritsche/Fahrgestell (FM___, FN___, FF___) 2.2 TDCi	SRFE	10.08 - 08.14	2198	D	85 kW	525	125
TRANSIT Pritsche/Fahrgestell (FM___, FN___, FF___) 2.2 TDCi	UHFA	10.07 - 09.11	2198	D	103 kW	525	125
TRANSIT Pritsche/Fahrgestell (FM___, FN___, FF___) 2.2 TDCi	UHFB	10.07 - 09.11	2198	D	103 kW	525	125
TRANSIT Pritsche/Fahrgestell (FM___, FN___, FF___) 2.2 TDCi	UHFC	10.07 - 09.11	2198	D	103 kW	525	125
TRANSIT Pritsche/Fahrgestell (FM___, FN___, FF___) 2.4 TDCi 4x4	H9FB	11.06 - 08.14	2402	D	103 kW	528	145
TRANSIT Pritsche/Fahrgestell (FM___, FN___, FF___) 2.4 TDCi RWD	H9FB	04.06 - 08.14	2402	D	103 kW	528	145
TRANSIT Pritsche/Fahrgestell (FM___, FN___, FF___) 2.4 TDCi RWD	H9FB	04.06 - 08.14	2402	D	103 kW	528	145
TRANSIT Pritsche/Fahrgestell (FM___, FN___, FF___) 2.4 TDCi RWD	H9FD	04.06 - 08.14	2402	D	103 kW	527	143
TRANSIT Pritsche/Fahrgestell (FM___, FN___, FF___) 2.4 TDCi RWD	JXFA	04.06 - 08.14	2402	D	85 kW	528	144
TRANSIT Pritsche/Fahrgestell (FM___, FN___, FF___) 2.4 TDCi RWD	JXFC	04.06 - 08.14	2402	D	85 kW	528	144
TRANSIT Pritsche/Fahrgestell (FM___, FN___, FF___) 2.4 TDCi RWD	PHFA	04.06 - 08.14	2402	D	74 kW	528	144
TRANSIT Pritsche/Fahrgestell (FM___, FN___, FF___) 2.4 TDCi RWD	PHFC	04.06 - 08.14	2402	D	74 kW	528	144
TRANSIT Pritsche/Fahrgestell (FM___, FN___, FF___) 3.2 TDCi RWD	SAFA	09.07 - 08.14	3198	D	147 kW	528	145
TRANSIT Pritsche/Fahrgestell (FM___, FN___, FF___) 3.2 TDCi RWD	SAFB	09.07 - 08.14	3199	D	147 kW	528	145
TRANSIT Pritsche/Fahrgestell (T___) 2.0 (TTE, TTL, TTS)	NAT	01.86 - 09.92	1994	B	57 kW	528	150
TRANSIT Pritsche/Fahrgestell (T___) 2.0 (TTE, TTL, TTS)	NAV	01.86 - 09.92	1994	B	57 kW	529	154
TRANSIT Pritsche/Fahrgestell (T___) 2.0 Cat (TUL)	N6T	11.85 - 09.92	1993	B	57 kW	528	150
TRANSIT Pritsche/Fahrgestell (V___) 1.6 (VCS, VDS)	B	11.77 - 10.86	1593	B	48 kW	527	139
TRANSIT Pritsche/Fahrgestell (V___) 2.0 (VGL, VSL, VTL)	4RC	11.77 - 07.82	1993	B	43 kW	529	154
TRANSIT Pritsche/Fahrgestell (V___) 2.0 (VGL, VSL, VTL, VCS, VDS)	4RC	11.77 - 10.86	1993	B	57 kW	529	154
TRANSIT TOURNEO Bus (FC___) 2.0	ABFA	06.00 - 03.05	1998	D	74 kW	525	125
TRANSIT TOURNEO Bus (FC___) 2.0	D3FA	06.00 - 08.03	1998	D	55 kW	525	125
TRANSIT TOURNEO Bus (FC___) 2.0	FIFA	03.02 - 03.06	1998	D	92 kW	525	125
TRANSIT TOURNEO Bus 2.0	NSF	11.94 - 12.00	1998	B	84 kW	526	134
TRANSIT TOURNEO Bus 2.0	NSG	11.94 - 12.00	1998	B	84 kW	526	134
TRANSIT TOURNEO Bus 2.0	NSH	11.94 - 12.00	1998	B	84 kW	526	134
TRANSIT TOURNEO Bus 2.2 TDCi	PGFA	10.07 - 08.14	2198	D	103 kW	525	125
TRANSIT TOURNEO Bus 2.2 TDCi	PGFB	10.07 - 08.14	2198	D	103 kW	525	125
TRANSIT TOURNEO Bus 2.2 TDCi	QVFA	07.06 - 08.14	2198	D	81 kW	525	125
TRANSIT TOURNEO Bus 2.2 TDCi	QWFA	07.06 - 08.14	2198	D	96 kW	525	125
TRANSIT TOURNEO Bus 2.2 TDCi	SRFA	10.08 - 08.14	2198	D	85 kW	525	125
TRANSIT TOURNEO Bus 2.2 TDCi	SRFB	10.08 - 08.14	2198	D	85 kW	525	125
TRANSIT TOURNEO Bus 2.2 TDCi	SRFC	10.08 - 08.14	2198	D	85 kW	525	125
TRANSIT TOURNEO Bus 2.2 TDCi	SRFD	10.08 - 08.14	2198	D	85 kW	525	125
TRANSIT TOURNEO Bus 2.2 TDCi	SRFE	10.08 - 08.14	2198	D	85 kW	525	125
TRANSIT TOURNEO Bus 2.2 TDCi	UHFA	10.07 - 08.14	2198	D	103 kW	525	125
TRANSIT TOURNEO Bus 2.2 TDCi	UHFB	10.07 - 08.14	2198	D	103 kW	525	125
TRANSIT TOURNEO Bus 2.2 TDCi	UHFC	10.07 - 08.14	2198	D	103 kW	525	125
TRANSIT TOURNEO Bus 2.2	CYFA	10.11 - 08.14	2198	D	92 kW	525	125
TRANSIT TOURNEO Bus 2.2	CYFB	10.11 - 08.14	2198	D	92 kW	525	125
TRANSIT TOURNEO Bus 2.2	CYFC	10.11 - 08.14	2198	D	92 kW	525	125
TRANSIT TOURNEO Bus 2.2	CYFD	10.11 - 08.14	2198	D	92 kW	525	125
TRANSIT V363 Bus (FAD, FBD) 2.0 EcoBlue RWD	BLHA	05.19	1995	D	125 kW	522	110
TRANSIT V363 Bus (FAD, FBD) 2.0 EcoBlue RWD	YMHA	05.19	1995	D	96 kW	522	110
TRANSIT V363 Bus (FAD, FBD) 2.0 EcoBlue mHEV	BKFC	05.19	1996	D/E	96 kW	522	110
TRANSIT V363 Bus (FAD, FBD) 2.0 EcoBlue mHEV	BKFD	05.19	1996	D/E	96 kW	522	110
TRANSIT V363 Bus (FAD, FBD) 2.0 EcoBlue mHEV	BLFC	05.19	1996	D/E	125 kW	522	110
TRANSIT V363 Bus (FAD, FBD) 2.0 EcoBlue mHEV	BLFD	05.19	1995	D/E	125 kW	522	107
TRANSIT V363 Bus (FAD, FBD) 2.0 EcoBlue	BJFA	03.16	1995	D	77 kW	522	110
TRANSIT V363 Bus (FAD, FBD) 2.0 EcoBlue	BJFB	03.16	1995	D	77 kW	522	110
TRANSIT V363 Bus (FAD, FBD) 2.0 EcoBlue	BKFA	03.16	1995	D	96 kW	522	110
TRANSIT V363 Bus (FAD, FBD) 2.0 EcoBlue	BKFB	03.16	1995	D	96 kW	522	110
TRANSIT V363 Bus (FAD, FBD) 2.0 EcoBlue	BLFA	03.16	1995	D	125 kW	522	110
TRANSIT V363 Bus (FAD, FBD) 2.0 EcoBlue	BLFB	03.16	1995	D	125 kW	522	110
TRANSIT V363 Bus (FAD, FBD) 2.0 EcoBlue	YLF6	03.16	1995	D	77 kW	522	110
TRANSIT V363 Bus (FAD, FBD) 2.0 EcoBlue	YLFA	03.16	1995	D	77 kW	522	110
TRANSIT V363 Bus (FAD, FBD) 2.0 EcoBlue	YLFB	03.16	1995	D	77 kW	522	110
TRANSIT V363 Bus (FAD, FBD) 2.0 EcoBlue	YLFS	03.16	1995	D	77 kW	522	110
TRANSIT V363 Bus (FAD, FBD) 2.0 EcoBlue	YMF6	03.16	1995	D	96 kW	522	110
TRANSIT V363 Bus (FAD, FBD) 2.0 EcoBlue	YMFA	03.16	1995	D	96 kW	522	110
TRANSIT V363 Bus (FAD, FBD) 2.0 EcoBlue	YMF6	03.16	1995	D	96 kW	522	110



















							
TRANSIT V363 Bus (FAD, FBD) 2.0 EcoBlue	YMFS	03.16	1995	D	96 kW	522	110
TRANSIT V363 Bus (FAD, FBD) 2.0 EcoBlue	YNF6	03.16	1995	D	125 kW	522	110
TRANSIT V363 Bus (FAD, FBD) 2.0 EcoBlue	YNFA	03.16	1995	D	125 kW	522	110
TRANSIT V363 Bus (FAD, FBD) 2.0 EcoBlue	YNFB	03.16	1995	D	125 kW	522	110
TRANSIT V363 Bus (FAD, FBD) 2.0 EcoBlue	YNFS	03.16	1995	D	125 kW	522	110
TRANSIT V363 Bus (FAD, FBD) 2.2 TDCi 4x4	CY24	08.13 - 12.18	2198	D	92 kW	525	125
TRANSIT V363 Bus (FAD, FBD) 2.2 TDCi Allrad	CV24	08.15 - 12.18	2198	D	114 kW	525	125
TRANSIT V363 Bus (FAD, FBD) 2.2 TDCi Allrad	CVR5	08.15 - 12.18	2198	D	114 kW	525	125
TRANSIT V363 Bus (FAD, FBD) 2.2 TDCi RWD	CV24	08.13 - 12.18	2198	D	114 kW	525	125
TRANSIT V363 Bus (FAD, FBD) 2.2 TDCi RWD	CVR5	08.13 - 12.18	2198	D	114 kW	525	125
TRANSIT V363 Bus (FAD, FBD) 2.2 TDCi RWD	DRR5	08.13 - 12.18	2198	D	74 kW	525	125
TRANSIT V363 Bus (FAD, FBD) 2.2 TDCi RWD	UHR5	08.13 - 12.18	2198	D	99 kW	525	125
TRANSIT V363 Bus (FAD, FBD) 2.2 TDCi RWD	USR6	08.13 - 12.18	2198	D	92 kW	525	125
TRANSIT V363 Bus (FAD, FBD) 2.2 TDCi RWD	UYR6	08.13 - 12.18	2198	D	114 kW	525	125
TRANSIT V363 Bus (FAD, FBD) 2.2 TDCi	CVF5	12.14 - 12.18	2198	D	114 kW	525	125
TRANSIT V363 Bus (FAD, FBD) 2.2 TDCi	CY14	08.13 - 12.18	2198	D	92 kW	525	125
TRANSIT V363 Bus (FAD, FBD) 2.2 TDCi	CYF5	08.13 - 12.18	2198	D	92 kW	525	125
TRANSIT V363 Bus (FAD, FBD) 2.2 TDCi	CYFG	08.13 - 12.18	2198	D	92 kW	525	125
TRANSIT V363 Bus (FAD, FBD) 2.2 TDCi	DRF5	08.13 - 12.18	2198	D	74 kW	525	125
TRANSIT V363 Bus (FAD, FBD) 2.2 TDCi	DRFF	08.13 - 12.18	2198	D	74 kW	525	125
TRANSIT V363 Bus (FAD, FBD) 2.2 TDCi	DRFG	08.13 - 12.18	2198	D	74 kW	525	125
TRANSIT V363 Bus (FAD, FBD) 2.2 TDCi	USF6	08.13 - 12.18	2198	D	92 kW	525	125
TRANSIT V363 Kasten (FCD, FDD) 2.0 EcoBlue 4x4	BKRA	01.17	1995	D	96 kW	522	110
TRANSIT V363 Kasten (FCD, FDD) 2.0 EcoBlue 4x4	BLRA	01.17	1995	D	125 kW	522	110
TRANSIT V363 Kasten (FCD, FDD) 2.0 EcoBlue 4x4	YMR6	01.17	1995	D	96 kW	522	107
TRANSIT V363 Kasten (FCD, FDD) 2.0 EcoBlue 4x4	YNR6	01.17	1995	D	125 kW	522	107
TRANSIT V363 Kasten (FCD, FDD) 2.0 EcoBlue RWD	BCRA	05.19	1995	D	136 kW	522	107
TRANSIT V363 Kasten (FCD, FDD) 2.0 EcoBlue RWD	BKRA	03.16	1995	D	96 kW	522	110
TRANSIT V363 Kasten (FCD, FDD) 2.0 EcoBlue RWD	BLHA	03.16	1995	D	125 kW	522	110
TRANSIT V363 Kasten (FCD, FDD) 2.0 EcoBlue RWD	BLRA	03.16	1995	D	125 kW	522	110
TRANSIT V363 Kasten (FCD, FDD) 2.0 EcoBlue RWD	YLR6	03.16	1995	D	77 kW	522	107
TRANSIT V363 Kasten (FCD, FDD) 2.0 EcoBlue RWD	YMHA	03.16	1995	D	96 kW	522	110
TRANSIT V363 Kasten (FCD, FDD) 2.0 EcoBlue RWD	YMR6	03.16	1995	D	96 kW	522	107
TRANSIT V363 Kasten (FCD, FDD) 2.0 EcoBlue RWD	YNR6	03.16	1995	D	125 kW	522	107
TRANSIT V363 Kasten (FCD, FDD) 2.0 EcoBlue mHEV RWD	BKRB	05.19	1996	D/E	96 kW	522	110
TRANSIT V363 Kasten (FCD, FDD) 2.0 EcoBlue mHEV RWD	BLRB	05.19	1996	D/E	125 kW	522	110
TRANSIT V363 Kasten (FCD, FDD) 2.0 EcoBlue mHEV	BKFC	05.19	1996	D/E	96 kW	522	110
TRANSIT V363 Kasten (FCD, FDD) 2.0 EcoBlue mHEV	BKFD	05.19	1996	D/E	96 kW	522	110
TRANSIT V363 Kasten (FCD, FDD) 2.0 EcoBlue mHEV	BLFC	05.19	1996	D/E	125 kW	522	110
TRANSIT V363 Kasten (FCD, FDD) 2.0 EcoBlue mHEV	BLFD	05.19	1995	D/E	125 kW	522	107
TRANSIT V363 Kasten (FCD, FDD) 2.0 EcoBlue	BCFB	05.19	1995	D	136 kW	522	107
TRANSIT V363 Kasten (FCD, FDD) 2.0 EcoBlue	BJFA	03.16	1995	D	77 kW	522	110
TRANSIT V363 Kasten (FCD, FDD) 2.0 EcoBlue	BJFB	03.16	1995	D	77 kW	522	110
TRANSIT V363 Kasten (FCD, FDD) 2.0 EcoBlue	BKFA	03.16	1995	D	96 kW	522	110
TRANSIT V363 Kasten (FCD, FDD) 2.0 EcoBlue	BKFB	03.16	1995	D	96 kW	522	110
TRANSIT V363 Kasten (FCD, FDD) 2.0 EcoBlue	BLFA	03.16	1995	D	125 kW	522	110
TRANSIT V363 Kasten (FCD, FDD) 2.0 EcoBlue	BLFB	03.16	1995	D	125 kW	522	110
TRANSIT V363 Kasten (FCD, FDD) 2.0 EcoBlue	YLF6	03.16	1995	D	77 kW	522	110
TRANSIT V363 Kasten (FCD, FDD) 2.0 EcoBlue	YLFA	03.16	1995	D	77 kW	522	110
TRANSIT V363 Kasten (FCD, FDD) 2.0 EcoBlue	YLFB	03.16	1995	D	77 kW	522	110
TRANSIT V363 Kasten (FCD, FDD) 2.0 EcoBlue	YLFS	03.16	1995	D	77 kW	522	110
TRANSIT V363 Kasten (FCD, FDD) 2.0 EcoBlue	YMF6	03.16	1995	D	96 kW	522	110
TRANSIT V363 Kasten (FCD, FDD) 2.0 EcoBlue	YMFA	03.16	1995	D	96 kW	522	110
TRANSIT V363 Kasten (FCD, FDD) 2.0 EcoBlue	YMFB	03.16	1995	D	96 kW	522	110
TRANSIT V363 Kasten (FCD, FDD) 2.0 EcoBlue	YMFS	03.16	1995	D	96 kW	522	110
TRANSIT V363 Kasten (FCD, FDD) 2.0 EcoBlue	YNF6	03.16	1995	D	125 kW	522	110
TRANSIT V363 Kasten (FCD, FDD) 2.0 EcoBlue	YNFA	03.16	1995	D	125 kW	522	110
TRANSIT V363 Kasten (FCD, FDD) 2.0 EcoBlue	YNFB	03.16	1995	D	125 kW	522	110
TRANSIT V363 Kasten (FCD, FDD) 2.0 EcoBlue	YNFS	03.16	1995	D	125 kW	522	110
TRANSIT V363 Kasten (FCD, FDD) 2.2 TDCi 4x4	CV24	08.15 - 12.18	2198	D	114 kW	525	125
TRANSIT V363 Kasten (FCD, FDD) 2.2 TDCi 4x4	CVR5	08.15 - 12.18	2198	D	114 kW	525	125
TRANSIT V363 Kasten (FCD, FDD) 2.2 TDCi 4x4	CY24	08.13 - 12.18	2198	D	92 kW	525	125













							
TRANSIT V363 Pritsche/Fahrgestell (FED, FFD) 2.2 TDCi	CYF5	08.13 - 12.18	2198	D	92 kW	525	125
TRANSIT V363 Pritsche/Fahrgestell (FED, FFD) 2.2 TDCi	CYFG	08.13 - 12.18	2198	D	92 kW	525	125
TRANSIT V363 Pritsche/Fahrgestell (FED, FFD) 2.2 TDCi	DRF5	08.13 - 12.18	2198	D	74 kW	525	125
TRANSIT V363 Pritsche/Fahrgestell (FED, FFD) 2.2 TDCi	DRFF	08.13 - 12.18	2198	D	74 kW	525	125
TRANSIT V363 Pritsche/Fahrgestell (FED, FFD) 2.2 TDCi	DRFG	08.13 - 12.18	2198	D	74 kW	525	125
TRANSIT V363 Pritsche/Fahrgestell (FED, FFD) 2.2 TDCi	USF6	08.13 - 12.18	2198	D	92 kW	525	125

ENGINE			ccm	kW			1 POS	ENGINE			ccm	kW			1 POS
15DSOX	73,500	4	1499	66 - 74 kW	D	506	12	BLFD	84,000	4	1995	125 kW	D	522	107
1Z	79,500	4	1896	66 kW	D	514	62	BLHA	84,010	4	1995	121 - 125 kW	D	522	110
21418	77,000	4	1555	52 - 55 kW	B	512	46	BLRA	84,010	4	1995	125 kW	D	522	110
21448	77,000	4	1554	48 - 55 kW	B	512	46	BLRB	84,010	4	1996	125 kW	D	522	110
4D56-T	91,100	4	2477	62 - 110 kW	D	529	158	BOA	93,000	6	2933	143 kW	B	530	160
4G63	85,000	4	1997	78 kW	B	523	117	BOB	93,000	6	2933	152 kW	B	530	160
4RB	87,680	4	1593	48 kW	B	527	139	BTB	79,500	4	1896	110 kW	D	516	68
4RC	90,830	4	1993	43 - 57 kW	B	529	154	B	87,680	4	1593	48 kW	B	527	139
6 CT	114,000	6	8270	158 kW	D	530	166	C9DA	82,500	4	1753	66 kW	D	520	94
A79	90,740	4	2509	85 kW	D	528	149	C9DB	82,500	4	1753	66 kW	D	520	94
A9A	74,000	4	1299	51 kW	B	509	26	C9DC	82,500	4	1753	66 kW	D	520	94
A9B	74,000	4	1299	51 kW	B	509	26	CFBA	83,000	4	1798	96 kW	B	521	102
A9JA	74,000	4	1299	51 kW	B	509	26	CHT 1600	77,000	4	1555	47 - 66 kW	B	512	46
A9JB	74,000	4	1299	51 kW	B	509	26	CV24	86,000	4	2198	114 kW	D	525	125
AAA	81,000	6	2792	128 kW	B	518	82	CVF5	86,000	4	2198	114 kW	D	525	125
ABFA	86,000	4	1998	74 kW	D	525	125	CVFF	86,000	4	2198	114 kW	D	525	125
ABK	82,500	4	1984	82 - 92 kW	B	519	92	CVR5	86,000	4	2198	114 kW	D	525	125
ACX	82,500	4	1984	78 kW	B	520	93	CVRA	86,000	4	2198	114 kW	D	525	125
AEDA	73,500	4	1499	77 kW	D	506	12	CVRB	86,000	4	2198	114 kW	D	525	125
AFN	79,500	4	1896	81 kW	D	514	62	CVRC	86,000	4	2198	114 kW	D	525	125
AHU	79,500	4	1896	66 kW	D	515	63	CY14	86,000	4	2198	92 kW	D	525	125
AJM	79,500	4	1896	85 kW	D	515	67	CY24	86,000	4	2198	92 kW	D	525	125
AMY	81,000	6	2792	128 kW	B	518	82	CYF4	86,000	4	2198	92 kW	D	525	125
ANU	79,500	4	1896	66 kW	D	515	64	CYF5	86,000	4	2198	92 - 99 kW	D	525	125
ARC	84,000	6	2394	96 kW	B	522	106	CYFA	86,000	4	2198	92 kW	D	525	125
ASDA	76,000	4	1388	59 kW	B	512	45	CYFB	86,000	4	2198	92 kW	D	525	125
ASDB	76,000	4	1388	59 kW	B	512	45	CYFC	86,000	4	2198	92 kW	D	525	125
ASZ	79,500	4	1896	96 kW	D	515	65	CYFD	86,000	4	2198	92 kW	D	525	125
AUY	79,500	4	1896	85 kW	D	516	68	CYFF	86,000	4	2198	92 kW	D	525	125
AVG	79,500	4	1896	81 kW	D	515	66	CYFG	86,000	4	2198	92 kW	D	525	125
AYL	81,000	6	2792	150 kW	B	518	83	CYRA	86,000	4	2198	92 kW	D	525	125
AZBA	85,000	4	1997	96 kW	D	524	121	CYRB	86,000	4	2198	92 kW	D	525	125
AZBC	85,000	4	1997	100 - 103 kW	D	524	121	CYRC	86,000	4	2198	92 kW	D	525	125
AZWA	85,000	4	1997	96 kW	D	524	121	C	90,830	4	1993	43 - 55 kW	B	529	154
AZWC	85,000	4	1997	100 kW	D	524	121	D2FA	89,900	4	2402	66 kW	D	528	144
B3	71,000	4	1324	40 - 47 kW	B	505	6	D2FB	89,900	4	2402	66 kW	D	528	144
B60	93,000	4	2785	97 - 101 kW	D	529	159	D2FE	89,900	4	2402	66 kW	D	528	144
BAA	74,000	4	1299	44 kW	B	509	26	D3FA	86,000	4	1998	55 kW	D	525	125
BCCC	84,000	4	1995	140 kW	D	522	107	D4FA	89,900	4	2402	88 kW	D	528	144
BCCD	84,000	4	1995	88 kW	D	522	107	D5BA	86,000	4	1998	66 kW	D	525	125
BCFA	84,000	4	1995	136 kW	D	522	107	D6BA	86,000	4	1998	85 kW	D	525	125
BCFB	84,000	4	1995	136 kW	D	522	107	DHA	71,900	4	1242	55 kW	B	506	7
BCFC	84,000	4	1995	136 kW	D	522	107	DHB	71,900	4	1242	55 kW	B	506	7
BCFD	84,010	4	1996	136 kW	D	522	110	DHC	71,900	4	1242	55 kW	B	506	7
BCRA	84,000	4	1995	136 kW	D	522	107	DHD	71,900	4	1242	55 kW	B	506	7
BF2	82,500	4	1984	73 - 88 kW	B	521	101	DHE	71,900	4	1242	55 kW	B	506	7
BHDA	82,500	4	1753	55 - 57 kW	D	520	94	DHF	71,900	4	1242	55 kW	B	506	7
BHDB	82,500	4	1753	55 - 57 kW	D	520	94	DHG	71,900	4	1242	55 kW	B	506	7
BHPA	82,500	4	1753	55 - 57 kW	D	520	94	DOFA	89,900	4	2402	92 kW	D	528	144
BJFA	84,010	4	1995	77 kW	D	522	110	DPBC	74,500	4	1498	84 kW	B	509	27
BJFB	84,010	4	1995	77 kW	D	522	110	DRF4	86,000	4	2198	74 kW	D	525	125
BJFC	84,010	4	1996	77 kW	D	522	110	DRF5	86,000	4	2198	74 kW	D	525	125
BJFD	84,010	4	1996	77 kW	D	522	110	DRFA	86,000	4	2198	74 kW	D	525	124
BKFA	84,010	4	1995	96 kW	D	522	110	DRFB	86,000	4	2198	74 kW	D	525	125
BKFB	84,010	4	1995	96 kW	D	522	110	DRFC	86,000	4	2198	74 kW	D	525	125
BKFC	84,010	4	1996	96 kW	D	522	110	DRFD	86,000	4	2198	74 kW	D	525	125
BKFD	84,010	4	1996	96 kW	D	522	110	DRFE	86,000	4	2198	74 kW	D	525	125
BKRA	84,010	4	1995	96 kW	D	522	110	DRFF	86,000	4	2198	74 kW	D	525	125
BKRB	84,010	4	1996	96 kW	D	522	110	DRFG	86,000	4	2198	74 kW	D	525	125
BLFA	84,010	4	1995	125 kW	D	522	110	DRR5	86,000	4	2198	74 kW	D	525	125
BLFB	84,010	4	1995	125 kW	D	522	110	DRRA	86,000	4	2198	74 kW	D	525	125
BLFC	84,010	4	1996	125 kW	D	522	110	DRRB	86,000	4	2198	74 kW	D	525	125









ENGINE			ccm	kW			1 POS	ENGINE			ccm	kW			1 POS
DRRC	86,000	4	2198	74 kW	D	525	125	FUG	77,250	4	1392	54 kW	B	512	49
E5FA	89,600	4	2295	107 kW	B	527	142	FUH	77,250	4	1392	54 - 55 kW	B	512	49
E5FC	89,600	4	2295	103 - 107 kW	B/G	527	142	FUJA	71,900	4	1242	55 kW	B	506	8
EDBA	84,800	4	1988	96 kW	B	522	111	FUJB	71,900	4	1242	55 kW	B	506	8
EDBB	84,800	4	1988	96 kW	B	522	111	FUJ	77,250	4	1392	54 kW	B	512	49
EDBC	84,800	4	1988	96 kW	B	522	111	FXDA	76,000	4	1388	55 kW	B	511	39
EDBD	84,800	4	1988	96 kW	B	522	111	FXDB	76,000	4	1388	55 kW	B	511	39
EDDB	84,800	4	1988	96 kW	B	523	112	FXDC	76,000	4	1388	55 kW	B	511	39
EDDC	84,800	4	1988	96 kW	B	523	113	FXDD	76,000	4	1388	55 kW	B	511	39
EDDD	84,800	4	1988	85 - 96 kW	B	523	114	FXFA	89,900	4	2402	85 kW	D	528	144
EDDF	84,800	4	1988	96 kW	B	523	114	FXJA	76,000	4	1388	59 - 62 kW	B	512	45
ENUG	73,500	4	1499	70 kW	D	506	10	FXJB	76,000	4	1388	59 - 62 kW	B	512	45
EYDB	80,600	4	1796	85 kW	B	517	76	FYDA	79,000	4	1596	74 - 75 kW	B	513	51
EYDC	80,600	4	1796	85 kW	B	517	76	FYDB	79,000	4	1596	74 kW	B	513	50
EYDD	80,600	4	1796	85 kW	B	517	75	FYDC	79,000	4	1596	74 kW	B	513	51
EYDE	80,600	4	1796	85 kW	B	517	75	FYDD	79,000	4	1596	74 kW	B	513	50
EYDF	80,600	4	1796	85 kW	B	517	75	FYDH	79,000	4	1596	74 - 75 kW	B	513	50
EYDG	80,600	4	1796	85 kW	B	517	75	FYJA	79,000	4	1596	74 kW	B	513	51
EYDI	80,600	4	1796	85 kW	B	517	75	FYJB	79,000	4	1596	74 kW	B	513	51
EYDJ	80,600	4	1796	85 kW	B	517	75	FYJC	79,000	4	1596	74 kW	B	513	54
EYDL	80,600	4	1796	82 - 85 kW	B	517	75	G6A	68,700	4	1119	37 kW	B	505	2
EYPA	80,600	4	1796	85 kW	B	517	76	G6DA	85,000	4	1997	100 kW	D	524	118
EYPC	80,600	4	1796	85 kW	B	517	75	G6DB	85,000	4	1997	100 kW	D	524	118
EYPD	80,600	4	1796	85 kW	B	517	75	G6DC	85,000	4	1997	98 kW	D	524	121
F2D6	86,000	4	2184	78 - 78 kW	B	525	126	G6DD	85,000	4	1997	100 kW	D	524	121
F3AE3681D	125,000	6	10308	310 kW	D	531	167	G6DE	85,000	4	1997	98 kW	D	524	121
F3FA	86,000	4	1998	63 kW	D	525	125	G6DF	85,000	4	1997	98 kW	D	524	121
F4A	77,250	4	1392	54 kW	B	512	49	G6DG	85,000	4	1997	100 kW	D	524	121
F4B	77,250	4	1392	54 - 55 kW	B	512	49	G8DA	75,000	4	1560	80 kW	D	509	28
F4FA	89,900	4	2402	55 kW	D	528	144	G8DB	75,000	4	1560	80 kW	D	509	28
F6A	77,250	4	1393	52 - 54 kW	B	512	49	G8DC	75,000	4	1560	74 kW	D	509	28
F6B	77,250	4	1392	52 - 54 kW	B	512	49	G8DD	75,000	4	1560	80 kW	D	509	30
F6C	77,250	4	1392	52 kW	B	512	49	G8DE	75,000	4	1560	80 kW	D	509	28
F6D6	94,000	4	2608	80 - 80 kW	B	530	162	G8DF	75,000	4	1560	80 kW	D	509	28
F6D	77,250	4	1392	54 kW	B	512	49	GLC	74,000	4	1117	37 kW	B	508	22
F6E	77,250	4	1392	52 kW	B	512	49	GL	75,000	4	1043	41 kW	B	509	29
F6F	77,250	4	1392	52 kW	B	512	49	GMA	74,000	4	1117	37 - 40 kW	B	508	23
F6G	77,240	4	1392	52 kW	B	512	48	GPA	74,000	4	1117	43 kW	B	508	23
F6JA	73,700	4	1399	50 - 51 kW	D	507	14	GPDA	75,000	4	1560	66 kW	D	509	30
F6JB	73,700	4	1399	50 kW	D	507	14	GPDB	75,000	4	1560	66 kW	D	510	31
F6JC	73,700	4	1399	50 kW	D	507	15	GPDC	75,000	4	1560	66 kW	D	509	30
F6JD	73,700	4	1399	50 - 51 kW	D	507	16	GSE	74,000	4	1117	37 - 40 kW	B	508	22
F9DA	82,500	4	1753	85 kW	D	520	94	GSF	74,000	4	1117	37 kW	B	508	22
F9DB	82,500	4	1753	85 kW	D	520	94	GSG	74,000	4	1117	37 kW	B	508	22
FD4	69,600	4	1248	55 kW	D	505	4	GUC	68,700	4	1119	40 kW	B	505	3
FFBA	82,500	4	1753	74 kW	D	520	94	GUD	68,700	4	1119	40 kW	B	505	1
FFDA	82,500	4	1753	74 kW	D	520	94	GUE	68,700	4	1119	40 kW	B	505	1
FFWA	82,500	4	1753	74 kW	D	520	94	GUF	68,700	4	1118	40 kW	B	505	2
FHA	76,000	4	1388	66 kW	B	510	36	H9FA	89,900	4	2402	101 kW	D	527	143
FHD	76,000	4	1388	66 kW	B	511	37	H9FB	89,900	4	2402	103 kW	D	528	145
FHE	76,000	4	1388	66 kW	B	511	38	H9FD	89,900	4	2402	103 kW	D	527	143
FHF	76,000	4	1388	66 kW	B	511	38	HCPA	82,500	4	1753	66 kW	D	520	94
FIFA	86,000	4	1998	92 kW	D	525	125	HCPB	82,500	4	1753	66 kW	D	520	94
FMBA	86,000	4	1998	96 kW	D	525	125	HHDA	75,000	4	1560	66 kW	D	509	30
FP4	70,800	4	1242	51 kW	B	505	5	HHDB	75,000	4	1560	66 kW	D	509	30
FUAA	77,250	4	1392	51 - 55 kW	B	512	49	HHJA	75,000	4	1560	66 kW	D	509	30
FUA	77,250	4	1392	55 kW	B	512	49	HHJB	75,000	4	1560	66 kW	D	509	30
FUBA	77,220	4	1392	51 kW	B	512	47	HHJC	75,000	4	1560	66 kW	D	509	30
FUB	77,250	4	1392	55 kW	B	512	49	HHJD	75,000	4	1560	66 kW	D	509	30
FUC	77,250	4	1392	54 kW	B	512	49	HHJE	75,000	4	1560	66 kW	D	509	30
FUD	77,250	4	1392	54 kW	B	512	49	HHJF	75,000	4	1560	55 kW	D	509	30
FUF	77,250	4	1392	55 kW	B	512	49	HJBA	86,000	4	1998	85 kW	D	525	125

ENGINE		ccm	kW			1 POS	ENGINE		ccm	kW			1 POS		
HJBB	86,000	4	1998	85 kW	D	525	125	JTBA	79,000	4	1596	118 kW	B	514	57
HJBC	86,000	4	1998	85 kW	D	525	127	JTBB	79,000	4	1596	118 kW	B	514	57
HUBA	83,000	5	2521	162 kW	B	521	104	JTDA	79,000	4	1596	134 kW	B	514	57
HUWA	83,000	5	2521	162 kW	B	521	103	JTDB	79,000	4	1596	134 kW	B	514	57
HWDA	79,000	4	1596	74 kW	B	513	52	JTJA	79,000	4	1596	134 kW	B	514	57
HWDB	79,000	4	1596	74 kW	B	513	52	JTJB	79,000	4	1596	134 kW	B	514	57
HXDA	79,000	4	1596	85 kW	B	513	53	JTMA	79,000	4	1596	130 - 134 kW	B	514	57
HXDB	79,000	4	1596	85 kW	B	513	53	JTWA	79,000	4	1596	118 kW	B	514	57
HXJA	79,000	4	1596	88 - 89 kW	B	513	54	JTWB	79,000	4	1596	118 kW	B	514	57
HXJB	79,000	4	1596	88 - 89 kW	B	513	54	JXFA	89,900	4	2402	85 kW	D	528	144
HXJD	79,000	4	1596	90 kW	B	513	54	JXFC	89,900	4	2402	85 kW	D	528	144
HYDA	83,000	5	2522	166 kW	B	521	104	JZDA	83,000	5	2521	224 - 257 kW	B	522	105
HYDB	83,000	5	2521	147 kW	B	521	104	KHBA	82,500	4	1753	92 kW	D	520	94
HYDC	83,000	5	2521	147 kW	B	521	104	KKDA	82,500	4	1753	85 kW	D	520	94
IQDA	79,000	4	1596	77 kW	B	514	57	KKDB	82,500	4	1753	85 kW	D	520	94
IQDB	79,000	4	1596	77 kW	B	513	55	KLBA	85,000	4	1997	85 kW	D	524	121
IQDC	79,000	4	1596	77 kW	B	514	57	KLWA	85,000	4	1997	85 kW	D	524	121
IQJA	79,000	4	1596	77 kW	B	514	57	KNWA	85,000	4	2179	147 kW	D	524	119
ISB-185	102,000	6	5883	138 kW	D	530	165	KVJA	73,700	4	1399	50 - 51 kW	D	507	17
ISB-275	102,000	6	5883	205 kW	D	530	165	L1E	76,000	4	1597	66 kW	B	511	42
J1E	81,000	4	1298	40 kW	B	518	84	L1F	76,000	4	1597	66 kW	B	511	42
J1F	81,000	4	1298	40 kW	B	518	84	L1G	76,000	4	1597	65 - 66 kW	B	511	40
J4B	74,000	4	1299	44 kW	B	509	25	L1H	76,000	4	1597	65 kW	B	511	41
J4C	74,000	4	1299	44 kW	B	508	24	L1J	76,000	4	1597	65 - 66 kW	B	511	42
J4D	74,000	4	1299	44 kW	B	509	26	L1K	76,000	4	1597	66 - 70 kW	B	512	43
J4J	74,000	4	1299	44 kW	B	508	24	L1L	76,000	4	1597	70 kW	B	512	43
J4K	74,000	4	1299	44 kW	B	509	26	L1N	76,000	4	1597	70 kW	B	512	43
J4L	74,000	4	1299	44 kW	B	508	24	L1Q	76,000	4	1597	70 kW	B	512	43
J4M	74,000	4	1299	44 kW	B	509	26	L1T	79,000	4	1596	76 kW	B	514	58
J4N	74,000	4	1299	44 kW	B	509	25	L1V	79,000	4	1596	70 - 76 kW	B	514	58
J4P	74,000	4	1299	44 kW	B	509	26	L1W	79,000	4	1596	76 kW	B	514	59
J4Q	74,000	4	1299	44 kW	B	508	24	L3E	80,980	4	1598	62 - 71 kW	B	518	81
J4R	74,000	4	1299	44 kW	B	508	24	L4B	80,000	4	1598	66 kW	B	516	73
J4S	74,000	4	1299	44 kW	B	509	25	L6B	80,000	4	1598	59 kW	B	516	73
J4T	74,000	4	1299	44 kW	B	508	24	LAD	87,650	4	1593	50 - 51 kW	B	527	137
J6A	74,000	4	1299	44 kW	B	509	26	LAR	87,650	4	1593	51 kW	B	527	137
J6B	74,000	4	1299	44 kW	B	509	25	LCBA	82,400	6	2544	125 kW	B	519	90
JAC	79,000	4	1297	40 - 43 kW	B	514	56	LCBB	81,600	6	2495	125 kW	B	519	89
JBA	73,960	4	1297	44 - 46 kW	B	507	18	LCBC	81,600	6	2495	125 kW	B	519	89
JBB	73,960	4	1297	44 kW	B	507	18	LCBD	81,600	6	2495	125 kW	B	519	89
JBC	74,000	4	1299	44 kW	B	508	24	LCBE	81,600	6	2495	125 kW	B	519	89
JBD	74,000	4	1297	46 kW	B	509	25	LCE	87,680	4	1593	53 kW	B	527	139
JJA	74,000	4	1299	37 kW	B	509	25	LCJ	87,680	4	1593	53 - 63 kW	B	527	140
JJB	74,000	4	1299	37 kW	B	509	26	LCN	87,650	4	1593	54 kW	B	527	138
JJC	74,000	4	1299	37 kW	B	509	26	LCR	87,650	4	1593	54 kW	B	527	138
JJD	74,000	4	1299	36 kW	B	509	25	LC	81,000	4	1598	53 - 62 kW	B	518	85
JJE	74,000	4	1299	37 kW	B	509	25	LE	87,650	4	1593	65 - 68 kW	B	527	137
JJF	74,000	4	1299	36 kW	B	509	25	LHA	80,000	4	1598	96 - 98 kW	B	516	73
JJG	74,000	4	1299	36 kW	B	509	25	LJB	80,000	4	1597	75 kW	B	516	73
JJH	74,000	4	1299	36 kW	B	509	25	LJC	80,000	4	1597	81 kW	B	516	73
JJJ	74,000	4	1299	37 kW	B	509	25	LJD	80,000	4	1598	76 kW	B	516	73
JJK	74,000	4	1299	37 kW	B	509	25	LJE	80,000	4	1598	79 kW	B	516	72
JJL	74,000	4	1299	36 kW	B	509	25	LJF	79,960	4	1598	77 kW	B	516	69
JJM	74,000	4	1299	37 kW	B	509	25	LNA	79,960	4	1597	97 kW	B	516	69
JLA	73,960	4	1297	44 kW	B	508	19	LNB	79,960	4	1597	97 kW	B	516	69
JLB	73,960	4	1297	44 kW	B	508	20	LP1	80,000	4	1597	52 - 58 kW	B	516	71
JPA	80,000	4	1296	51 kW	B	516	71	LP2	80,000	4	1597	58 kW	B	516	71
JPC	80,000	4	1297	51 kW	B	516	71	LP3	80,000	4	1597	58 kW	B	516	71
JQDA	79,000	4	1596	110 kW	B	514	57	LPA	80,000	4	1597	58 kW	B	516	71
JQDB	79,000	4	1596	110 kW	B	514	57	LPBA	85,000	4	1997	85 kW	D	524	121
JQMA	79,000	4	1596	110 kW	B	514	57	LR1	80,000	4	1597	77 kW	B	516	73
JQMB	79,000	4	1596	110 kW	B	514	57	LR2	80,000	4	1597	77 kW	B	516	73













ENGINE			ccm	kW			1 POS	ENGINE			ccm	kW			1 POS
LRA	80,000	4	1597	77 kW	B	516	73	NAE	90,830	4	1993	57 kW	B	529	154
LRB	80,000	4	1597	77 kW	B	516	73	NAT	90,800	4	1994	57 kW	B	528	150
LSF	81,300	4	1597	53 kW	B	519	88	NAV	90,830	4	1994	55 - 57 kW	B	529	154
LTA	80,000	4	1608	40 kW	D	516	74	NBA	90,800	4	1993	66 kW	B	528	150
LTB	80,000	4	1608	40 kW	D	516	74	NCA	90,800	4	1994	72 kW	B	528	151
LTC	80,000	4	1608	40 kW	D	516	74	NE5	90,800	4	1993	74 kW	B	529	152
LUAE	80,000	4	1597	85 kW	B	516	71	NEE	90,800	4	1993	72 kW	B	529	152
LUA	80,000	4	1597	71 kW	B	516	71	NEG	90,800	4	1993	70 - 73 kW	B	529	152
LUB	80,000	4	1597	70 - 71 kW	B	516	71	NEJ	90,800	4	1993	74 kW	B	529	152
LUC	80,000	4	1598	60 - 66 kW	B	516	71	NEK	90,830	4	1993	74 - 77 kW	B	529	155
LUD	80,000	4	1597	70 kW	B	516	73	NEL	90,830	4	1993	77 kW	B	529	156
LUG	80,000	4	1597	65 - 66 kW	B	516	71	NEN	90,830	4	1993	73 - 74 kW	B	529	157
LUH	76,000	4	1597	65 - 66 kW	B	512	44	NEP	90,830	4	1993	74 - 77 kW	B	529	157
LUJ	80,000	4	1598	65 - 66 kW	B	516	70	NER	90,830	4	1993	64 - 74 kW	B	529	157
LUK	80,000	4	1598	65 - 66 kW	B	516	71	NES	90,800	4	1993	77 kW	B	529	152
M1CA	71,900	3	998	92 kW	B	506	9	NET	90,830	4	1993	74 - 77 kW	B	529	157
M1CB	71,900	3	998	92 kW	B	506	9	NE	90,800	4	1993	73 - 80 kW	B	529	152
M1DA	71,900	3	998	92 kW	B	506	9	NGA	84,800	4	1988	96 - 100 kW	B	523	115
M1DC	71,900	3	998	92 kW	B	506	9	NGB	84,800	4	1988	96 kW	B	523	116
M1DD	71,900	3	998	92 kW	B	506	9	NGCA	75,000	4	1560	85 kW	D	510	35
M1DH	71,900	3	998	103 kW	B	506	9	NGC	84,800	4	1988	96 kW	B	523	115
M1JA	71,900	3	998	88 kW	B	506	9	NGDA	75,000	4	1560	77 kW	D	510	33
M1JC	71,900	3	998	92 kW	B	506	9	NGDB	75,000	4	1560	77 kW	D	510	33
M1JE	71,900	3	998	92 kW	B	506	9	NGD	84,800	4	1988	96 kW	B	523	115
M1JH	71,900	3	998	92 kW	B	506	9	NR2	90,830	4	1993	85 kW	B	529	157
M1JJ	71,900	3	998	92 kW	B	506	9	NRA	90,830	4	1993	85 kW	B	529	157
M1JL	71,900	3	998	92 kW	B	506	9	NRB	90,830	4	1993	85 kW	B	529	157
M1JM	71,900	3	998	92 kW	B	506	9	NRC	90,830	4	1993	74 kW	B	529	157
M1JU	71,900	3	998	92 kW	B	506	9	NRD	90,830	4	1993	74 kW	B	529	157
M2DA	71,900	3	998	74 kW	B	506	9	NRI	90,830	4	1993	85 kW	B	529	157
M2DB	71,900	3	998	74 kW	B	506	9	NSD	86,000	4	1998	85 kW	B	526	134
M2DC	71,900	3	998	74 kW	B	506	9	NSE	86,000	4	1998	85 kW	B	526	134
M2GA	71,900	3	998	74 kW	B	506	9	NSF	86,000	4	1998	84 kW	B	526	134
M2GB	71,900	3	998	74 kW	B	506	9	NSG	86,000	4	1998	84 kW	B	526	134
M7JA	71,900	4	1242	51 kW	B	506	8	NSH	86,000	4	1998	74 - 84 kW	B/G	526	134
M7JB	71,900	4	1242	51 kW	B	506	8	NWN	84,000	6	1999	66 kW	B	522	108
M8DA	79,000	4	1498	110 kW	B	514	57	NWR	84,000	6	1999	66 kW	B	522	109
M8DB	79,000	4	1498	110 kW	B	514	57	NYL	84,000	6	1999	66 kW	B	522	108
M8MA	79,000	4	1499	110 kW	B	514	57	NYP	84,000	6	1998	66 kW	B	522	108
M9DA	79,000	4	1498	132 - 134 kW	B	514	57	NYR	84,000	6	1999	66 kW	B	522	108
M9DB	79,000	4	1498	132 - 134 kW	B	514	57	NYT	84,000	6	1999	66 kW	B	522	108
MTDA	75,000	4	1560	74 kW	D	509	30	OHC LC	90,800	4	1994	64 kW	B	529	153
MUDA	79,000	4	1596	86 - 88 kW	B/G	514	61	OHC TL 20 H	90,800	4	1993	70 - 74 kW	B	529	153
MYE	90,000	4	1699	54 kW	B	528	147	P4JA	71,900	3	998	59 - 63 kW	B	506	9
MY	90,000	4	1699	51 - 55 kW	B	528	146	P4JB	71,900	3	998	59 kW	B	506	9
N3A	86,000	4	1998	100 kW	B	525	128	P4JC	71,900	3	998	59 kW	B	506	9
N4A	90,830	4	1993	85 kW	B	529	157	P4JD	71,900	3	998	59 kW	B	506	9
N4B	90,800	4	1993	74 kW	B	529	152	P7PA	82,500	4	1753	55 kW	D	520	94
N4I	90,830	4	1993	85 kW	B	529	157	P7PB	82,500	4	1753	55 kW	D	520	94
N6T	90,800	4	1993	57 kW	B	528	150	P8FA	86,000	4	2198	63 kW	D	525	125
N7A	86,000	4	1998	110 kW	B	525	129	P8FB	86,000	4	2198	63 kW	D	525	125
N7BA	86,000	4	1998	96 kW	D	525	125	P9PA	82,500	4	1753	66 kW	D	520	95
N7BB	86,000	4	1998	96 kW	D	525	125	P9PB	82,500	4	1753	66 kW	D	520	95
N8A	86,000	4	1998	80 kW	B	526	131	P9PC	82,500	4	1753	66 kW	D	520	95
N8C	86,000	4	1993	77 kW	B	526	130	P9PD	82,500	4	1753	66 kW	D	520	95
N8D	86,000	4	1993	77 kW	B	526	131	PGFA	86,000	4	2198	103 kW	D	525	125
N9A	86,000	4	1998	90 kW	B	526	132	PGFB	86,000	4	2198	103 kW	D	525	125
N9B	86,000	4	1998	92 kW	B	526	134	PHFA	89,900	4	2402	74 kW	D	528	144
N9C	86,000	4	1998	88 - 92 kW	B	526	134	PHFC	89,900	4	2402	74 kW	D	528	144
N9D	86,000	4	1998	88 kW	B	526	134	PNBA	79,000	4	1596	92 kW	B	513	52
N9E	86,000	4	1998	85 kW	B	526	133	Q4BA	85,000	4	2179	129 kW	D	524	120
N9F	86,000	4	1998	85 kW	B	526	134	Q4WA	85,000	4	2179	129 kW	D	524	119



ENGINE		ccm	kW			1 POS	ENGINE		ccm	kW			1 POS		
QJBA	86,000	4	2198	114 kW	D	525	125	SAFA	89,900	5	3198	147 kW	D	528	145
QJBB	86,000	4	2198	114 kW	D	525	125	SABF	89,900	5	3199	147 kW	D	528	145
QJBC	86,000	4	2198	110 kW	D	525	125	SDBA	86,000	4	1998	66 kW	D	525	125
QJBD	86,000	4	2198	110 kW	D	525	125	SFA	94,000	4	2498	68 kW	D	530	163
QVFA	86,000	4	2198	81 kW	D	525	125	SFB	94,000	4	2498	68 kW	D	530	163
QWFA	86,000	4	2198	96 kW	D	525	125	SFCA	71,900	3	998	74 kW	B	506	9
QXBA	85,000	4	1997	103 kW	D	524	121	SFCB	71,900	3	998	74 kW	B	506	9
QXBB	85,000	4	1997	103 kW	D	524	121	SFCC	71,900	3	998	74 kW	B	506	9
QXWA	85,000	4	1997	103 kW	D	524	121	SFCD	71,900	3	998	74 kW	B	506	9
QXWB	85,000	4	1997	103 kW	D	524	121	SFDA	71,900	3	998	74 kW	B	506	9
QXWC	85,000	4	1997	103 kW	D	524	121	SFDB	71,900	3	998	74 kW	B	506	9
QYBA	82,500	4	1753	92 kW	D	520	94	SFDC	71,900	3	998	63 kW	B	506	9
QYWBA	82,500	4	1753	92 kW	D	520	94	SFJA	71,900	3	998	74 kW	B	506	9
R2A	86,200	4	1796	66 kW	B	526	135	SFJB	71,900	3	998	74 kW	B	506	9
R2C	80,000	4	1769	64 kW	B	516	72	SFJC	71,900	3	998	74 kW	B	506	9
R2PA	82,500	4	1753	55 kW	D	520	94	SFJD	71,900	3	998	74 kW	B	506	9
R3PA	82,500	4	1753	66 kW	D	520	94	SFJE	71,900	3	998	74 kW	B	506	9
R6A	80,000	4	1769	64 - 66 kW	B	516	72	SFJF	71,900	3	998	74 kW	B	506	9
RDA	80,600	4	1796	77 kW	B	517	77	SFJH	71,900	3	998	74 kW	B	506	9
RDB	80,600	4	1796	77 kW	B	517	77	SFJJ	71,900	3	998	74 kW	B	506	9
REB	86,200	4	1796	66 kW	B	526	136	SFJK	71,900	3	998	74 kW	B	506	9
REC	86,200	4	1796	66 kW	B	526	136	SFJL	71,900	3	998	74 kW	B	506	9
RED	86,200	4	1796	59 - 66 kW	B	526	136	SFJN	71,900	3	998	74 kW	B	506	9
REF	86,200	4	1796	59 kW	B	526	136	SFJP	71,900	3	998	74 kW	B	506	9
RFA	82,500	4	1753	55 - 57 kW	D	520	96	SHDA	79,000	4	1596	74 kW	B	513	52
RFB	82,500	4	1753	55 - 57 kW	D	520	96	SHDB	79,000	4	1596	74 kW	B	513	52
RFD	82,500	4	1753	66 kW	D	520	96	SHDC	79,000	4	1596	74 kW	B	513	52
RFK	82,500	4	1753	66 kW	D	520	96	SIDA	79,000	4	1596	85 kW	B	514	60
RFL	82,500	4	1753	55 - 57 kW	D	520	96	SNJA	71,900	4	1242	60 kW	B	506	8
RFM	82,500	4	1753	65 - 66 kW	D	520	96	SNJB	71,900	4	1242	60 kW	B	506	8
RFN	82,500	4	1753	65 - 66 kW	D	519	91	SPJA	76,000	4	1388	71 kW	B	512	45
RFS	82,500	4	1753	66 kW	D	520	96	SPJC	76,000	4	1388	71 kW	B	512	45
RFU	82,500	4	1753	57 kW	D	520	97	SRFA	86,000	4	2198	85 kW	D	525	125
RHBA	79,000	4	1596	81 kW	B	513	52	SRFB	86,000	4	2198	85 kW	D	525	125
RKA	80,600	4	1796	85 kW	B	517	78	SRFC	86,000	4	2198	85 kW	D	525	125
RKB	80,600	4	1796	82 - 85 kW	B	517	78	SRFD	86,000	4	2198	85 kW	D	525	125
RKC	80,600	4	1796	85 kW	B	517	77	SRFE	86,000	4	2198	85 kW	D	525	125
RKF	80,600	4	1796	85 kW	B	517	77	STP	94,000	4	2499	51 kW	D	530	163
RKH	80,600	4	1796	85 kW	B	517	77	STR	94,000	4	2498	51 kW	D	530	163
RKJ	80,600	4	1796	85 kW	B	517	77	T1BA	75,000	4	1560	85 kW	D	510	33
RKK	80,600	4	1796	85 kW	B	517	79	T1BB	75,000	4	1560	85 kW	D	510	33
RQB	80,600	4	1796	96 kW	B	517	77	T1BC	75,000	4	1560	85 kW	D	510	33
RQC	80,600	4	1796	96 kW	B	517	80	T1DA	75,000	4	1560	85 kW	D	510	33
RTA	82,500	4	1753	44 kW	D	521	99	T1DB	75,000	4	1560	85 kW	D	510	33
RTB	82,500	4	1753	44 kW	D	521	99	T1GA	88,000	4	1560	85 kW	D	527	141
RTC	82,500	4	1753	43 - 44 kW	D	521	99	T1WA	75,000	4	1560	85 kW	D	510	33
RTD	82,500	4	1753	43 - 44 kW	D	520	98	T1WB	75,000	4	1560	85 kW	D	510	33
RTE	82,500	4	1753	44 kW	D	521	99	T3CA	75,000	4	1560	70 kW	D	510	33
RTF	82,500	4	1753	44 kW	D	521	99	T3CB	75,000	4	1560	70 kW	D	510	33
RTG	82,500	4	1753	43 - 44 kW	D	521	99	T3CC	75,000	4	1560	70 kW	D	510	33
RTH	82,500	4	1753	44 kW	D	521	99	T3DA	75,000	4	1560	70 kW	D	510	33
RTJ	82,500	4	1753	44 kW	D	521	99	T3DB	75,000	4	1560	70 kW	D	510	33
RTK	82,500	4	1753	44 kW	D	521	99	T3JA	75,000	4	1560	70 kW	D	510	32
RTN	82,500	4	1753	55 - 57 kW	D	520	94	T3JB	75,000	4	1560	70 kW	D	510	33
RTP	82,500	4	1753	55 - 57 kW	D	520	94	TKA	73,960	4	957	29 kW	B	508	21
RTQ	82,500	4	1753	55 - 57 kW	D	520	94	TKB	74,000	4	957	33 kW	B	508	22
RVA	82,500	4	1753	51 kW	D	521	100	TKW	74,000	4	957	29 kW	B	508	22
RWPA	82,500	4	1753	81 kW	D	520	94	TLA	73,960	4	957	33 kW	B	508	20
RWPC	82,500	4	1753	81 kW	D	520	94	TLB	68,700	4	999	33 kW	B	505	3
RWPD	82,500	4	1753	81 kW	D	520	94	TV 23 H	90,000	6	2293	79 kW	B	528	148
RWPE	82,500	4	1753	66 kW	D	520	94	TV 23 S	90,000	6	2294	92 kW	B	528	148
RWPF	82,500	4	1753	66 kW	D	520	94	TXBA	85,000	4	1997	120 kW	D	524	122



ENGINE			ccm	kW			1 POS	ENGINE			ccm	kW			1 POS
TXBB	85,000	4	1997	120 kW	D	524	122	XUJG	73,500	4	1499	63 kW	D	506	13
TXDA	85,000	4	1997	118 - 120 kW	D	524	122	XUJH	73,500	4	1499	74 kW	D	506	13
TXDB	85,000	4	1997	120 kW	D	524	122	XUJK	73,500	4	1499	63 kW	D	506	13
TXMA	85,000	4	1997	120 kW	D	524	122	XUJL	73,500	4	1499	63 kW	D	506	13
TXWA	85,000	4	1997	118 - 120 kW	D	524	122	XUJM	73,500	4	1499	63 kW	D	506	13
TYDA	85,000	4	1997	85 kW	D	524	122	XUJN	73,500	4	1499	63 kW	D	506	13
TZGA	75,000	4	1560	70 kW	D	510	33	XVCA	73,500	4	1499	70 kW	D	506	13
TZGB	75,000	4	1560	70 kW	D	510	33	XVCB	73,500	4	1499	70 kW	D	506	13
TZJA	75,000	4	1560	70 kW	D	510	34	XVCC	73,500	4	1499	70 kW	D	506	13
TZJB	75,000	4	1560	70 kW	D	510	34	XVGA	73,500	4	1499	74 kW	D	506	13
U3CA	75,000	4	1560	85 kW	D	510	35	XVGB	73,500	4	1499	74 kW	D	506	13
UBGA	75,000	4	1560	55 kW	D	510	35	XVGC	73,500	4	1499	74 kW	D	506	13
UBJA	75,000	4	1560	55 kW	D	509	30	XVJA	73,500	4	1499	70 kW	D	506	12
UE	81,000	4	1781	73 kW	B	518	86	XVJB	73,500	4	1499	70 kW	D	506	12
UFDA	85,000	4	1997	103 kW	D	524	122	XVJC	73,500	4	1499	70 kW	D	506	12
UFDB	85,000	4	1997	103 kW	D	524	122	XVJD	73,500	4	1499	70 kW	D	506	12
UFWA	85,000	4	1997	103 kW	D	524	123	XVJE	73,500	4	1499	63 kW	D	506	13
UGCA	73,500	4	1499	55 kW	D	506	12	XWCA	73,500	4	1499	55 kW	D	506	13
UGCB	73,500	4	1499	55 kW	D	506	12	XWCB	73,500	4	1499	55 kW	D	506	13
UGCC	73,500	4	1499	88 kW	D	506	12	XWDA	73,500	4	1499	88 kW	D	506	12
UGJC	73,500	4	1499	55 kW	D	506	12	XWDB	73,500	4	1499	88 kW	D	506	12
UGJE	73,500	4	1499	66 - 67 kW	D	506	12	XWDC	73,500	4	1499	88 kW	D	506	12
UGJG	73,500	4	1499	55 kW	D	506	13	XWDD	73,500	4	1499	88 kW	D	506	12
UGJM	73,500	4	1499	74 kW	D	506	13	XWDE	73,500	4	1499	88 kW	D	506	12
UHFA	86,000	4	2198	103 kW	D	525	125	XWGA	73,500	4	1499	88 kW	D	506	12
UHFB	86,000	4	2198	103 kW	D	525	125	XWGB	73,500	4	1499	88 kW	D	506	12
UHFC	86,000	4	2198	103 kW	D	525	125	XWGC	73,500	4	1499	88 kW	D	506	13
UHR5	86,000	4	2198	99 kW	D	525	125	XWJA	73,500	4	1499	88 kW	D	506	12
UKDA	85,000	4	1997	100 kW	D	524	122	XWJB	73,500	4	1499	88 kW	D	506	12
UKDB	85,000	4	1997	100 kW	D	524	122	XWJC	73,500	4	1499	88 kW	D	506	12
UNCA	79,000	4	1499	118 kW	B	514	57	XWMB	73,500	4	1499	88 kW	D	506	13
UNCB	79,000	4	1499	118 kW	B	514	57	XWMC	73,500	4	1499	88 kW	D	506	13
UNCE	79,000	4	1499	118 kW	B	514	57	XXCA	73,500	4	1499	74 kW	D	506	13
UNCF	79,000	4	1499	118 kW	B	514	57	XXCB	73,500	4	1499	74 kW	D	506	13
UN	81,000	4	1595	53 - 59 kW	B	518	86	XXCC	73,500	4	1499	74 kW	D	506	13
UR	82,500	4	1984	85 kW	B	521	101	XXDA	73,500	4	1499	70 kW	D	506	12
USF6	86,000	4	2198	92 kW	D	525	125	XXDB	73,500	4	1499	77 kW	D	506	12
USR6	86,000	4	2198	92 kW	D	525	125	XXDC	73,500	4	1499	70 kW	D	506	12
USRA	86,000	4	2198	100 kW	D	525	125	XXGA	73,500	4	1499	70 - 74 kW	D	506	13
USRB	86,000	4	2198	100 kW	D	525	125	Y5B	89,600	4	2295	107 kW	B	527	142
UUA	82,500	4	1984	88 kW	B	521	101	YLCB	84,000	4	1995	176 kW	D	522	107
UX	77,000	4	1555	56 kW	B	512	46	YLCC	84,000	4	1995	110 kW	D	522	107
UYR6	86,000	4	2198	114 kW	D	525	125	YLDA	84,000	4	1995	110 kW	D	522	107
UYU	81,000	4	1781	63 - 72 kW	B	518	87	YLDC	84,010	4	1996	110 kW	D	522	110
UZ	77,000	4	1555	56 kW	B	512	46	YLF6	84,010	4	1995	77 kW	D	522	110
WL-T	93,000	4	2499	62 - 80 kW	D	530	161	YLFA	84,010	4	1995	77 kW	D	522	110
XD3P	94,000	4	2498	53 - 58 kW	D	530	163	YLFB	84,010	4	1995	77 kW	D	522	110
XD3T	94,000	4	2498	70 kW	D	530	163	YLFS	84,010	4	1995	77 kW	D	522	110
XMJA	71,900	3	998	48 kW	B	506	9	YLR6	84,000	4	1995	77 kW	D	522	107
XMJB	71,900	3	998	48 kW	B	506	9	YMCA	84,000	4	1995	110 kW	D	522	107
XTDA	79,000	4	1596	63 kW	B	514	61	YMCB	84,000	4	1995	110 kW	D	522	107
XUCA	73,500	4	1499	88 kW	D	506	13	YMCC	84,000	4	1995	140 kW	D	522	107
XUCC	73,500	4	1499	55 kW	D	506	13	YMF6	84,010	4	1995	96 kW	D	522	110
XUCD	73,500	4	1499	55 kW	D	506	13	YMF6	84,010	4	1995	96 kW	D	522	110
XUCE	73,500	4	1499	55 kW	D	506	11	YMF6	84,010	4	1995	96 kW	D	522	110
XUGA	75,000	4	1499	55 kW	D	510	33	YMF6	84,010	4	1995	96 kW	D	522	110
XUJA	73,500	4	1499	55 kW	D	506	13	YMF6	84,010	4	1995	96 kW	D	522	110
XUJB	73,500	4	1499	55 kW	D	506	13	YMF6	84,010	4	1995	96 kW	D	522	110
XUJC	73,500	4	1499	63 kW	D	506	13	YMF6	84,010	4	1995	96 kW	D	522	110
XUJD	73,500	4	1499	63 kW	D	506	13	YMF6	84,010	4	1995	96 kW	D	522	110
XUJE	73,500	4	1499	63 kW	D	506	13	YMF6	84,010	4	1995	96 kW	D	522	110
XUJF	73,500	4	1499	63 kW	D	506	13	YMF6	84,010	4	1995	96 kW	D	522	110
								YMR6	84,000	4	1995	96 kW	D	522	107
								YN2Q	84,000	4	1995	157 kW	D	522	107
								YNCA	84,000	4	1995	88 kW	D	522	107
								YNF6	84,010	4	1995	125 kW	D	522	110
								YNFA	84,010	4	1995	125 kW	D	522	110

			ccm	kW			1 POS				ccm	kW			1 POS
YNFB	84,010	4	1995	125 kW	D	522	110	YYJC	71,900	3	998	103 kW	B	506	9
YNFS	84,010	4	1995	125 kW	D	522	110	YYJD	71,900	3	998	103 kW	B	506	9
YNR6	84,000	4	1995	125 kW	D	522	107	YYJE	71,900	3	998	103 kW	B	506	9
YTR	94,000	4	2304	49 kW	D	530	164	Z2JA	75,000	4	1499	74 kW	D	510	33
YTT	94,000	4	2304	49 kW	D	530	164	ZTJA	75,000	4	1499	92 kW	D	510	35
YUDA	79,000	4	1596	110 kW	B	514	57	ZTJB	75,000	4	1499	92 kW	D	510	35
YYJA	71,900	3	998	103 kW	B	506	9	ZTJC	75,000	4	1499	92 kW	D	510	35
YYJB	71,900	3	998	103 kW	B	506	9	ZVSA	86,000	4	1998	85 kW	B	526	134





## 68,700 mm

1

GUD , GUE ,

**852107-4**

34,50 x 7,00 x 104,00 x 45°

**852161-4**

33,00 x 7,00 x 104,00 x 45°

**862106-4**

29,10 x 7,00 x 104,40 x 45°

**862108-4**

29,00 x 7,00 x 104,00 x 45°

## 68,700 mm

2

G6A , GUF ,

**862106-4**

29,10 x 7,00 x 104,40 x 45°

**862108-4**

29,00 x 7,00 x 104,00 x 45°

## 68,700 mm

3

GUC , TLB ,

**852161-4**

33,00 x 7,00 x 104,00 x 45°

**862106-4**

29,10 x 7,00 x 104,40 x 45°

**862108-4**

29,00 x 7,00 x 104,00 x 45°

## 69,600 mm

4

FD4 ,

**852011-4**

21,90 x 6,00 x 109,20 x 45°

**882078-4**

10,035 x 6,00 x 43,00 | IN | EX

**M-6**

**882102-4**

13,57 x 8,00 x 67,90 | IN | EX

**862012-4**

21,90 x 6,00 x 109,20 x 45°

**973801-8**

Hydro

## 70,800 mm

5

FP4 ,

**M-5**

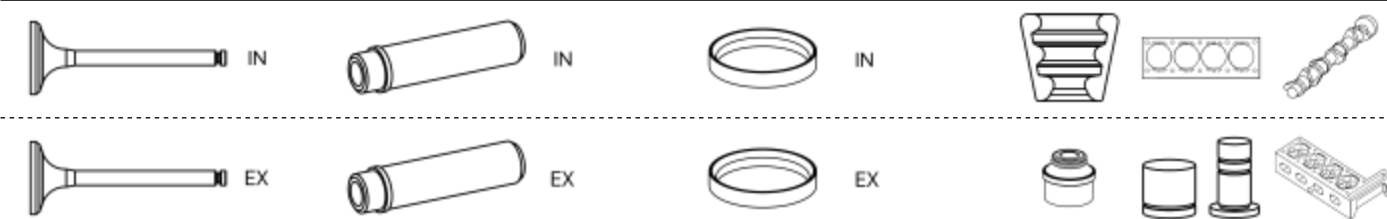
## 71,000 mm

6

B3 ,

**972401-8**

Hydro



**71,900 mm** **7**

DHA, DHB, DHC, DHD, DHE, DHF, DHG,

**852131-4**

26,20 x 6,00 x 97,70 x 45°

**862132-4**

22,20 x 6,00 x 99,75 x 45°

**71,900 mm** **8**

FUJA, FUJB, M7JA, M7JB, SNJA, SNJB,

**M-6**

**71,900 mm** **9**

M1CA, M1CB, M1DA, M1DC, M1DD, M1DH, M1JA, M1JC, M1JE, M1JH, M1JJ, M1JL, M1JM, M1JU, M2DA, M2DB, M2DC, M2GA, M2GB, P4JA, P4JB, P4JC, P4JD, SFCA, SFCB, SFCC, SFCD, SFDA, SFDB, SFDC, SFJA, SFJB, SFJC, SFJD, SFJE, SFJF, SFJH, SFJJ, SFJK, SFJL, SFJN, SFJP, XMJA, XMJB, YYJA, YYJB, YYJC, YYJD, YYJE,

**852135-6**

**882111-4**

27,00 x 5,00 x 96,20 x 45°

9,53 x 5,00 x 36,00 | IN | EX

**862136-6**

23,00 x 5,00 x 98,20 x 45°

**73,500 mm** **10**

ENUG,

**853777-4**

30,00 x 5,50 x 95,60 x 45°

**863778-4**

27,60 x 5,50 x 95,60 x 45°

**73,500 mm** **11**

XUCE,

**863778-4**

27,60 x 5,50 x 95,60 x 45°

**73,500 mm** **12**

15DSOX, AEDA, UGCA, UGCB, UGCC, UGJC, UGJE, XVJA, XVJB, XVJC, XVJD, XWDA, XWDB, XWDC, XWDD, XWDE, XWGA, XWGB, XWJA, XWJB, XWJC, XXDA, XXDB, XXDC,

**853777-4**

**883713-4**

30,00 x 5,50 x 95,60 x 45°

9,55 x 5,50 x 34,00 | IN | EX

**863778-4**

27,60 x 5,50 x 95,60 x 45°

**973801-8**

Hydro

**73,500 mm** **13**

UGJG, UGJM, XUCA, XUCC, XUCD, XUJA, XUJB, XUJC, XUJD, XUJE, XUJF, XUJG, XUJH, XUJK, XUJL, XUJM, XUJN, XVCA, XVCB, XVCC, XVGA, XVGB, XVGC, XVJE, XWCA, XWCB, XWGC, XWMB, XWMC, XXCA, XXCB, XXCC, XXGA,

**853777-4**

**883713-4**

30,00 x 5,50 x 95,60 x 45°

9,55 x 5,50 x 34,00 | IN | EX

**863778-4**

27,60 x 5,50 x 95,60 x 45°



## 73,700 mm

14

F6JA , F6JB ,

<b>851135-4</b>	<b>883713-4</b>
32,80 x 5,50 x 97,30 x 45°	9,55 x 5,50 x 34,00   IN   EX

<b>861136-4</b>
30,10 x 5,50 x 97,30 x 45°

**973506-8**

Hydro

**973801-8**

Hydro

**975013-8**

Hydro

## 73,700 mm

15

F6JC ,

<b>851135-4</b>	<b>883713-4</b>
32,80 x 5,50 x 97,30 x 45°	9,55 x 5,50 x 34,00   IN   EX

<b>861136-4</b>
30,10 x 5,50 x 97,30 x 45°

**973801-8**

Hydro

## 73,700 mm

16

F6JD ,

<b>851135-4</b>	<b>882078-4</b>
32,80 x 5,50 x 97,30 x 45°	10,035 x 6,00 x 43,00   IN   EX

<b>852011-4</b>	<b>882102-4</b>
21,90 x 6,00 x 109,20 x 45°	13,57 x 8,00 x 67,90   IN   EX

<b>883713-4</b>
9,55 x 5,50 x 34,00   IN   EX

<b>861136-4</b>
30,10 x 5,50 x 97,30 x 45°

**973801-8**

Hydro

## 73,700 mm

17

KVJA ,

<b>851135-4</b>	<b>882078-4</b>
32,80 x 5,50 x 97,30 x 45°	10,035 x 6,00 x 43,00   IN   EX

<b>853777-4</b>	<b>882102-4</b>
30,00 x 5,50 x 95,60 x 45°	13,57 x 8,00 x 67,90   IN   EX

<b>883713-4</b>
9,55 x 5,50 x 34,00   IN   EX

<b>861136-4</b>
30,10 x 5,50 x 97,30 x 45°

<b>863778-4</b>
27,60 x 5,50 x 95,60 x 45°

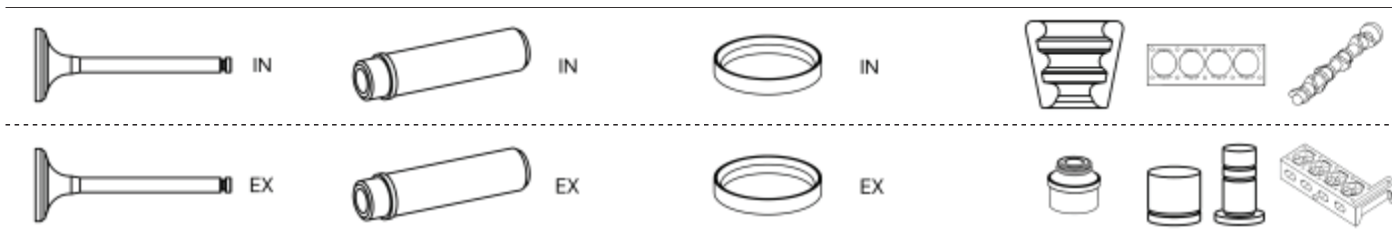
## 73,960 mm

18

JBA , JBB ,

<b>862106-4</b>
29,10 x 7,00 x 104,40 x 45°

<b>862108-4</b>
29,00 x 7,00 x 104,00 x 45°



**73,960 mm** **19**

JLA , M-8 **512110-1**

**862151-4**  
29,10 x 8,00 x 105,60 x 45°

**73,960 mm** **20**

JLB , TLA ,

**862151-4**  
29,10 x 8,00 x 105,60 x 45°

**73,960 mm** **21**

TKA ,

**852107-4**  
34,50 x 7,00 x 104,00 x 45°

**862106-4**  
29,10 x 7,00 x 104,40 x 45°

**862108-4**  
29,00 x 7,00 x 104,00 x 45°

**74,000 mm** **22**

GLC , GSE , GSF , GSG , TKB , TKW ,

**862151-4**  
29,10 x 8,00 x 105,60 x 45°

**74,000 mm** **23**

GMA , GPA , **512110-1**

**972102-8**  
Hydro

**74,000 mm** **24**

J4C , J4J , J4L , J4Q , J4R , J4T , JBC ,

**852107-4**  
34,50 x 7,00 x 104,00 x 45°

**852161-4**  
33,00 x 7,00 x 104,00 x 45°

**862106-4**  
29,10 x 7,00 x 104,40 x 45°

**862108-4**  
29,00 x 7,00 x 104,00 x 45°



## 74,000 mm

25

J4B , J4N , J4S , J6B , JBD , JJA , JJD , JJE , JJF , JJG , JJH , JJJ , JJK , JJL , JJM ,

**862106-4**

29,10 x 7,00 x 104,40 x 45°

**862108-4**

29,00 x 7,00 x 104,00 x 45°

## 74,000 mm

26

A9A , A9B , A9JA , A9JB , BAA , J4D , J4K , J4M , J4P , J6A , JJB , JJC ,

**852107-4**

34,50 x 7,00 x 104,00 x 45°

**862106-4**

29,10 x 7,00 x 104,40 x 45°

**862108-4**

29,00 x 7,00 x 104,00 x 45°

## 74,500 mm

27

DPBC ,

M-5

## 75,000 mm

28

G8DA , G8DB , G8DC , G8DE , G8DF ,

**851107-4**

25,60 x 5,50 x 96,45 x 45°

**883713-4**

9,55 x 5,50 x 34,00 | IN | EX

**861108-4**

23,40 x 5,50 x 96,60 x 45°

**973701-8**

Hydro

**973801-8**

Hydro

## 75,000 mm

29

GL ,

M-8

905005-1

## 75,000 mm

30

G8DD , GPDA , GPDC , HHDA , HHDB , HHJA , HHJB , HHJC , HHJD , HHJE , HHJF , MTD A , UBJA ,

**851107-4**

25,60 x 5,50 x 96,45 x 45°

**883713-4**

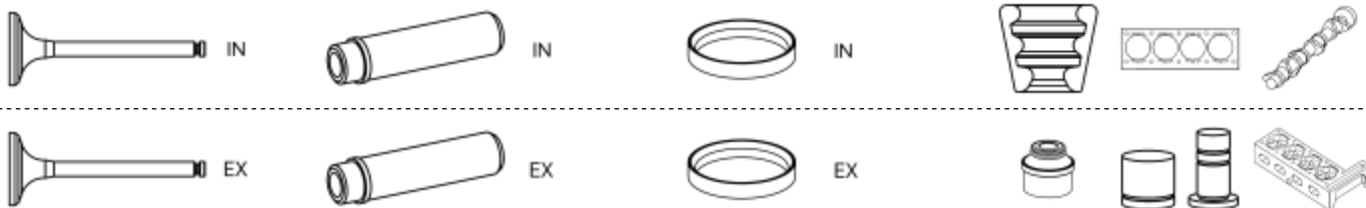
9,55 x 5,50 x 34,00 | IN | EX

**861108-4**

23,40 x 5,50 x 96,60 x 45°

**973701-8**

Hydro



## 75,000 mm

31

GPDB ,

**851107-4**

**883713-4**

25,60 x 5,50 x 96,45 x 45°

9,55 x 5,50 x 34,00 | IN | EX

**861108-4**

23,40 x 5,50 x 96,60 x 45°

## 75,000 mm

32

T3JA ,

**853777-4**

**882111-4**

30,00 x 5,50 x 95,60 x 45°

9,53 x 5,00 x 36,00 | IN | EX

**883713-4**

9,55 x 5,50 x 34,00 | IN | EX

**863778-4**

27,60 x 5,50 x 95,60 x 45°

**973801-8**

Hydro

## 75,000 mm

33

NGDA , NGDB , T1BA , T1BB , T1BC , T1DA , T1DB , T1WA , T1WB , T3CA , T3CB , T3CC , T3DA , T3DB , T3JB , TZGA , TZGB , XUGA , Z2JA ,

**853777-4**

**883713-4**

30,00 x 5,50 x 95,60 x 45°

9,55 x 5,50 x 34,00 | IN | EX

**863778-4**

27,60 x 5,50 x 95,60 x 45°

**973801-8**

Hydro

## 75,000 mm

34

TZJA , TZJB ,

**853777-4**

**883713-4**

30,00 x 5,50 x 95,60 x 45°

9,55 x 5,50 x 34,00 | IN | EX

**863778-4**

27,60 x 5,50 x 95,60 x 45°

**973701-8**

Hydro

**973801-8**

Hydro

## 75,000 mm

35

NGCA , U3CA , UBGA , ZTJA , ZTJB , ZTJC ,

**853777-4**

**883713-4**

30,00 x 5,50 x 95,60 x 45°

9,55 x 5,50 x 34,00 | IN | EX

**863778-4**

27,60 x 5,50 x 95,60 x 45°

## 76,000 mm

36

FHA ,

**852123-4**

28,10 x 6,00 x 97,30 x 45°

**852165-4**

40,00 x 8,00 x 136,60 x 45°

**862124-4**

24,10 x 6,00 x 99,40 x 45°

**972102-8**

Hydro



## 76,000 mm

**37**

FHD ,

**852163-4**

26,00 x 6,00 x 97,10 x 45°

**882104-4**

12,00 x 6,00 x 36,00 | IN | EX

**862124-4**

24,10 x 6,00 x 99,40 x 45°

**972103-8**

Hydro

**862164-4**

24,60 x 6,00 x 96,90 x 45°

## 76,000 mm

**38**

FHE , FHF ,

**852123-4**

28,10 x 6,00 x 97,30 x 45°

**862124-4**

24,10 x 6,00 x 99,40 x 45°

**972102-8**

Hydro

## 76,000 mm

**39**

FXDA , FXDB , FXDC , FXDD ,

**852183-4**

30,10 x 6,00 x 96,90 x 45°

**852189-4**

30,00 x 6,00 x 99,10 x 45°

**862124-4**

24,10 x 6,00 x 99,40 x 45°

**862190-4**

24,10 x 6,00 x 101,60 x 45°

## 76,000 mm

**40**

L1G ,

**852163-4**

26,00 x 6,00 x 97,10 x 45°

**882104-4**

12,00 x 6,00 x 36,00 | IN | EX

**862164-4**

24,60 x 6,00 x 96,90 x 45°

**972102-8**

Hydro

**972103-8**

Hydro

## 76,000 mm

**41**

L1H ,

**882104-4**

12,00 x 6,00 x 36,00 | IN | EX

**512110-1****862188-4**

24,50 x 6,00 x 96,70 x 45°

**972103-8**

Hydro

## 76,000 mm

**42**

L1E , L1F , L1J ,

**852163-4**

26,00 x 6,00 x 97,10 x 45°

**882104-4**

12,00 x 6,00 x 36,00 | IN | EX

**862164-4**

24,60 x 6,00 x 96,90 x 45°

**972103-8**

Hydro







## 79,000 mm

**50**

FYDB , FYDD , FYDH ,

**852183-4**

30,10 x 6,00 x 96,90 x 45°

**M-6****852189-4**

30,00 x 6,00 x 99,10 x 45°

**862184-4**

24,30 x 6,00 x 99,70 x 45°

**862190-4**

24,10 x 6,00 x 101,60 x 45°

## 79,000 mm

**51**

FYDA , FYDC , FYJA , FYJB ,

**852183-4**

30,10 x 6,00 x 96,90 x 45°

**M-6****852189-4**

30,00 x 6,00 x 99,10 x 45°

**862184-4**

24,30 x 6,00 x 99,70 x 45°

**862188-4**

24,50 x 6,00 x 96,70 x 45°

**862190-4**

24,10 x 6,00 x 101,60 x 45°

## 79,000 mm

**52**

HWDA , HWDB , PNBA , RHBA , SHDA , SHDB , SHDC ,

**852189-4**

30,00 x 6,00 x 99,10 x 45°

**M-6****862190-4**

24,10 x 6,00 x 101,60 x 45°

## 79,000 mm

**53**

HXDA , HXDB ,

**852189-4**

30,00 x 6,00 x 99,10 x 45°

**M-6****862190-4**

24,10 x 6,00 x 101,60 x 45°

**973701-8**

Hydro

## 79,000 mm

**54**

FYJC , HXJA , HXJB , HXJD ,

**852189-4**

30,00 x 6,00 x 99,10 x 45°

**M-6**

## 79,000 mm

**55**

IQDB ,

**852189-4**

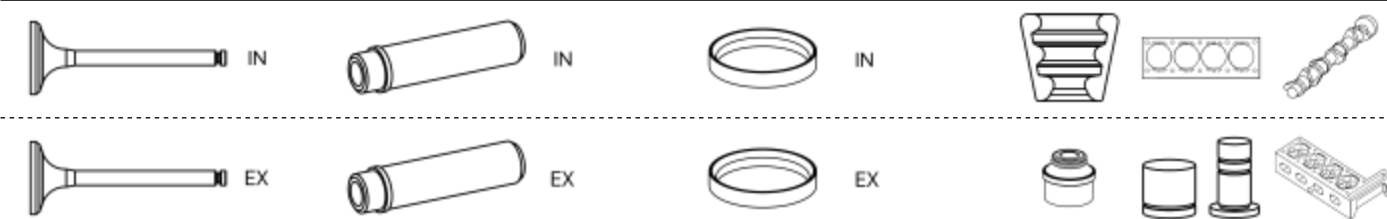
30,00 x 6,00 x 99,10 x 45°

**882111-4**

9,53 x 5,00 x 36,00 | IN | EX

**862190-4**

24,10 x 6,00 x 101,60 x 45°



**79,000 mm** **56**

JAC , **512101-1**

**79,000 mm** **57**

IQDA , IQDC , IQJA , JQDA , JQDB , JQMA , JQMB , JTBA , JTBB , JTDA , JTDB , JTJA , JTJB , JTMA , JTWA , JTWB , M8DA , M8DB , M8MA , M9DA , M9DB , UNCA , UNCB , UNCE , UNCF , YUDA ,

**882111-4**

9,53 x 5,00 x 36,00 | IN | EX

**79,000 mm** **58**

L1T , L1V ,

**882104-4**

12,00 x 6,00 x 36,00 | IN | EX

**862188-4**

24,50 x 6,00 x 96,70 x 45°

**79,000 mm** **59**

L1W ,

**852183-4**

30,10 x 6,00 x 96,90 x 45°

**79,000 mm** **60**

SIDA ,

**852189-4**

30,00 x 6,00 x 99,10 x 45°

**973701-8**

Hydro

**79,000 mm** **61**

MUDA , XTDA ,

**852189-4**

30,00 x 6,00 x 99,10 x 45°

**862190-4**

24,10 x 6,00 x 101,60 x 45°

**79,500 mm** **62**

1Z , AFN ,

**855038-4** **880227-4**

36,05 x 7,00 x 96,90 x 45° 12,08 x 7,00 x 36,00 | IN | EX

**M-7** **905008-1** **515001-1**

**855093-4**

35,95 x 8,00 x 96,85 x 45°

**M-8**

**865039-4**

31,55 x 7,00 x 96,90 x 45°

**912801-8** **975001-8**

Ø 8,00 Hydro

**865088-4**

31,40 x 8,00 x 96,85 x 45°

**915001-8**

Ø 7,00



## 79,500 mm

**63**

AHU ,

**855038-4**

36,05 x 7,00 x 96,90 x 45°

**880227-4**

12,08 x 7,00 x 36,00 | IN | EX

**M-7****905008-1****515001-1****855093-4**

35,95 x 8,00 x 96,85 x 45°

**M-8****865039-4**

31,55 x 7,00 x 96,90 x 45°

**915001-8****975001-8**

Ø 7,00

Hydro

**865088-4**

31,40 x 8,00 x 96,85 x 45°

## 79,500 mm

**64**

ANU ,

**855087-4**

35,90 x 7,00 x 90,00 x 45°

**880226-4**

12,08 x 7,00 x 38,00 | IN | EX

**M-7****515001-1****515012-1****865092-4**

31,60 x 7,00 x 89,90 x 45°

**915001-8****975001-8****485020-1**

Ø 7,00

Hydro

**975003-8**

Hydro

## 79,500 mm

**65**

ASZ ,

**855087-4**

35,90 x 7,00 x 90,00 x 45°

**880226-4**

12,08 x 7,00 x 38,00 | IN | EX

**M-7****515012-1****880227-4**

12,08 x 7,00 x 36,00 | IN | EX

**865092-4**

31,60 x 7,00 x 89,90 x 45°

**915001-8****975003-8****485020-1**

Ø 7,00

Hydro

## 79,500 mm

**66**

AVG ,

**855038-4**

36,05 x 7,00 x 96,90 x 45°

**880227-4**

12,08 x 7,00 x 36,00 | IN | EX

**M-7****905008-1****515001-1****865039-4**

31,55 x 7,00 x 96,90 x 45°

**915001-8****975001-8**

Ø 7,00

Hydro

**975002-8**

Hydro

## 79,500 mm

**67**

AJM ,

**855087-4**

35,90 x 7,00 x 90,00 x 45°

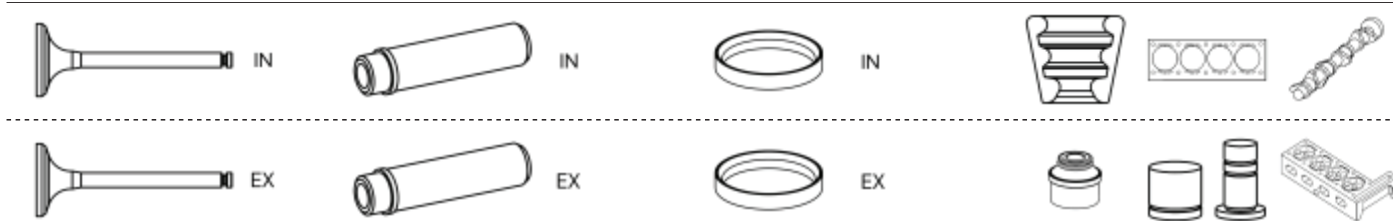
**M-7****515012-1****865092-4**

31,60 x 7,00 x 89,90 x 45°

**915001-8****975003-8**

Ø 7,00

Hydro



<b>79,500 mm</b>	<b>68</b>
------------------	-----------

AUY , BTB ,				
<b>855087-4</b>	<b>880226-4</b>	<b>M-7</b>	<b>515012-1</b>	
35,90 x 7,00 x 90,00 x 45°		12,08 x 7,00 x 38,00   IN   EX		
<b>865092-4</b>			<b>915001-8</b>	<b>975003-8</b> <b>485020-1</b>
31,60 x 7,00 x 89,90 x 45°		Ø 7,00   Hydro		

<b>79,960 mm</b>	<b>69</b>
------------------	-----------

LJF , LNA , LNB ,						
		<b>M-8</b>	<b>512109-1</b>			
<table border="1" style="background-color: #f08080; border-collapse: collapse;"> <tr> <td style="padding: 2px;"><b>972102-8</b></td> </tr> <tr> <td style="padding: 2px;">Hydro</td> </tr> </table>					<b>972102-8</b>	Hydro
<b>972102-8</b>						
Hydro						

<b>80,000 mm</b>	<b>70</b>
------------------	-----------

LUJ ,				
<b>852163-4</b>				<b>512110-1</b>
26,00 x 6,00 x 97,10 x 45°				
<b>862164-4</b>			<b>972102-8</b>	
24,60 x 6,00 x 96,90 x 45°		Hydro		
<b>863505-4</b>				
25,00 x 5,00 x 93,85 x 45°				

<b>80,000 mm</b>	<b>71</b>
------------------	-----------

JPA , JPC , LP1 , LP2 , LP3 , LPA , LUAE , LUA , LUB , LUC , LUG , LUK ,						
		<b>M-8</b>	<b>512110-1</b>			
<table border="1" style="background-color: #f08080; border-collapse: collapse;"> <tr> <td style="padding: 2px;"><b>972102-8</b></td> </tr> <tr> <td style="padding: 2px;">Hydro</td> </tr> </table>					<b>972102-8</b>	Hydro
<b>972102-8</b>						
Hydro						

<b>80,000 mm</b>	<b>72</b>
------------------	-----------

LJE , R2C , R6A ,				
		<b>M-8</b>		

<b>80,000 mm</b>	<b>73</b>
------------------	-----------

L4B , L6B , LHA , LJB , LJC , LJD , LR1 , LR2 , LRA , LRB , LUD ,						
		<b>M-8</b>	<b>512109-1</b>			
<table border="1" style="background-color: #f08080; border-collapse: collapse;"> <tr> <td style="padding: 2px;"><b>972102-8</b></td> </tr> <tr> <td style="padding: 2px;">Hydro</td> </tr> </table>					<b>972102-8</b>	Hydro
<b>972102-8</b>						
Hydro						

<b>80,000 mm</b>	<b>74</b>
------------------	-----------

LTA , LTB , LTC ,				
<b>853749-4</b>				<b>K-7</b>
37,00 x 7,00 x 108,50 x 45°				
<b>863750-4</b>				
31,55 x 7,00 x 108,17 x 45°				



## 80,600 mm

75

EYDD, EYDE, EYDF, EYDG, EYDI, EYDJ, EYDL, EYPC, EYPD,

852111-4

33,10 x 6,00 x 98,30 x 45°

## 80,600 mm

76

EYDB, EYDC, EYPA,

852111-4

882104-4

33,10 x 6,00 x 98,30 x 45°

12,00 x 6,00 x 36,00 | IN | EX

## 80,600 mm

77

RDA, RDB, RKC, RKF, RKH, RKJ, RQB,

852185-4

882104-4

32,00 x 6,00 x 97,20 x 45°

12,00 x 6,00 x 36,00 | IN | EX

862186-4

28,10 x 6,00 x 96,80 x 45°

972103-8

Hydro

## 80,600 mm

78

RKA, RKB,

852169-4

882104-4

32,00 x 6,00 x 97,10 x 45°

12,00 x 6,00 x 36,00 | IN | EX

852185-4

32,00 x 6,00 x 97,20 x 45°

862170-4

28,10 x 6,00 x 96,70 x 45°

972103-8

Hydro

862186-4

28,10 x 6,00 x 96,80 x 45°

## 80,600 mm

79

RKK,

852111-4

882104-4

33,10 x 6,00 x 98,30 x 45°

12,00 x 6,00 x 36,00 | IN | EX

852169-4

32,00 x 6,00 x 97,10 x 45°

862170-4

28,10 x 6,00 x 96,70 x 45°

972103-8

Hydro

## 80,600 mm

80

RQC,

852111-4

882104-4

33,10 x 6,00 x 98,30 x 45°

12,00 x 6,00 x 36,00 | IN | EX

852169-4

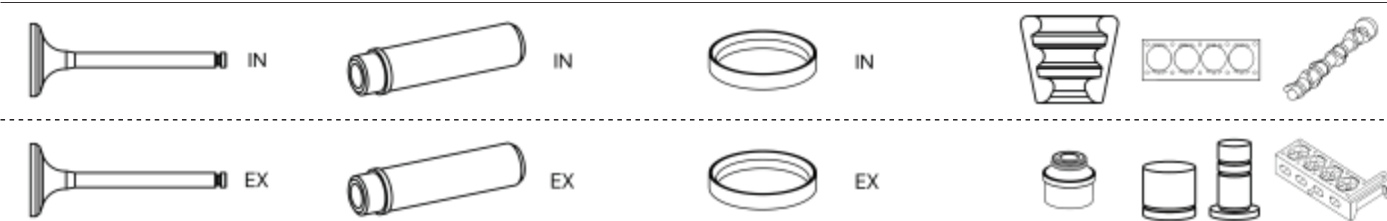
32,00 x 6,00 x 97,10 x 45°

852185-4

32,00 x 6,00 x 97,20 x 45°

972103-8

Hydro



<b>80,980 mm</b>	<b>81</b>
------------------	-----------

L3E, M-8 512109-1

<b>81,000 mm</b>	<b>82</b>
------------------	-----------

AAA, AMY,

<b>855075-5</b>	<b>880226-4</b>	<b>M-7</b>
-----------------	-----------------	------------

39,00 x 7,00 x 106,00 x 45°      12,08 x 7,00 x 38,00 | IN | EX

<b>855077-6</b>	
-----------------	--

39,00 x 7,00 x 106,20 x 45°

<b>865078-6</b>	<b>915001-8</b>	<b>975001-8</b>
-----------------	-----------------	-----------------

34,00 x 7,00 x 107,00 x 45°      Ø 7,00      Hydro

<b>81,000 mm</b>	<b>83</b>
------------------	-----------

AYL,

<b>850235-5</b>	<b>M-6</b>
-----------------	------------

31,15 x 6,00 x 102,20 x 45°

<b>850263-6</b>	
-----------------	--

31,10 x 6,00 x 136,20 x 45°

<b>860264-6</b>	<b>915097-8</b>	<b>973506-8</b>
-----------------	-----------------	-----------------

27,10 x 6,00 x 102,50 x 45°      Ø 6,00      Hydro

<b>81,000 mm</b>	<b>84</b>
------------------	-----------

J1E, J1F,

512110-1

<b>81,000 mm</b>	<b>85</b>
------------------	-----------

LC,

512101-1

<b>81,000 mm</b>	<b>86</b>
------------------	-----------

UE, UN,

905002-1

	<b>912801-8</b>
--	-----------------

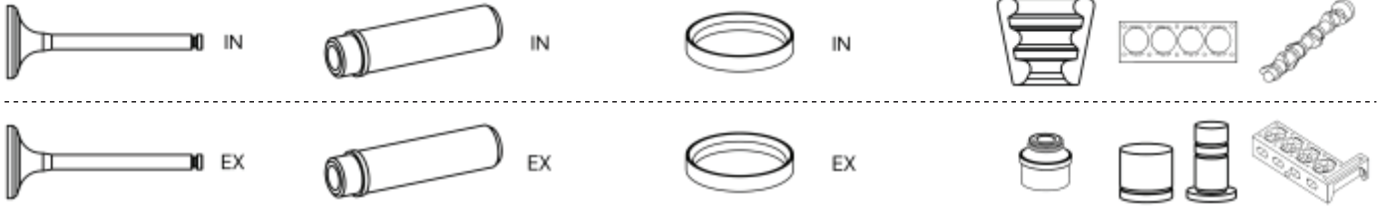
Ø 8,00

<b>81,000 mm</b>	<b>87</b>
------------------	-----------

UYY,

	<b>975002-8</b>
--	-----------------

Hydro



## 81,300 mm

88

LSF ,

**852011-4**

21,90 x 6,00 x 109,20 x 45°

**882078-4**

10,035 x 6,00 x 43,00 | IN | EX

**882102-4**

13,57 x 8,00 x 67,90 | IN | EX

## 81,600 mm

89

LCBB , LCBC , LCBD , LCBE ,

M-6

**865153-5**

27,00 x 6,00 x 103,30 x 45°

## 82,400 mm

90

LCBA ,

M-6

**865153-5**

27,00 x 6,00 x 103,30 x 45°

## 82,500 mm

91

RFN ,

**853715-4**

33,20 x 6,00 x 106,00 x 45°

M-8

512104-1

**862160-4**

32,10 x 8,00 x 109,20 x 45°

**862182-4**

32,10 x 8,00 x 109,00 x 45°

**863716-4**

29,00 x 6,00 x 103,70 x 45°

## 82,500 mm

92

ABK ,

**880227-4**

12,08 x 7,00 x 36,00 | IN | EX

M-7

M-8

**860228-4**

33,00 x 7,00 x 91,20 x 45°

912801-8

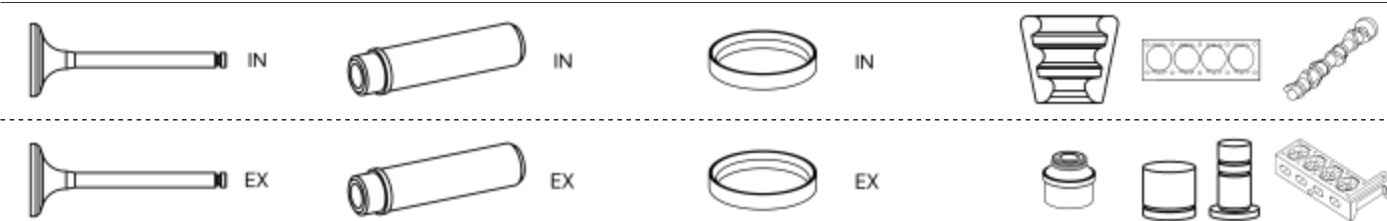
Ø 8,00

**860232-4**

33,00 x 7,00 x 91,00 x 45°

915001-8

Ø 7,00



<b>82,500 mm</b>	<b>93</b>
------------------	-----------

ACX ,

M-7

M-8

<b>860228-4</b>	<b>975002-8</b>
-----------------	-----------------

33,00 x 7,00 x 91,20 x 45° Hydro

<b>82,500 mm</b>	<b>94</b>
------------------	-----------

BHDA , BHDB , BHPA , C9DA , C9DB , C9DC , F9DA , F9DB , FFBA , FFDA , FFWA , HCPA , HCPB , KHBA , KKDA , KKDB , P7PA , P7PB , QYBA , QYWA , R2PA , R3PA , RTN , RTP , RTQ , RWPA , RWPC , RWPD , RWPE , RWPF ,

<b>852113-4</b>	<b>M-8</b>
-----------------	------------

36,50 x 8,00 x 107,00 x 45°

<b>862114-4</b>	
-----------------	--

32,00 x 8,00 x 109,00 x 45°

<b>82,500 mm</b>	<b>95</b>
------------------	-----------

P9PA , P9PB , P9PC , P9PD ,

<b>852113-4</b>	
-----------------	--

36,50 x 8,00 x 107,00 x 45°

<b>862114-4</b>	
-----------------	--

32,00 x 8,00 x 109,00 x 45°

<b>82,500 mm</b>	<b>96</b>
------------------	-----------

RFA , RFB , RFD , RFK , RFL , RFM , RFS ,

M-8

512104-1

<b>862160-4</b>	
-----------------	--

32,10 x 8,00 x 109,20 x 45°

<b>862182-4</b>	
-----------------	--

32,10 x 8,00 x 109,00 x 45°

<b>82,500 mm</b>	<b>97</b>
------------------	-----------

RFU ,

M-8

<b>862160-4</b>	
-----------------	--

32,10 x 8,00 x 109,20 x 45°

<b>862182-4</b>	
-----------------	--

32,10 x 8,00 x 109,00 x 45°

<b>82,500 mm</b>	<b>98</b>
------------------	-----------

RTD ,

<b>852113-4</b>	<b>M-8</b>	<b>512104-1</b>
-----------------	------------	-----------------

36,50 x 8,00 x 107,00 x 45°

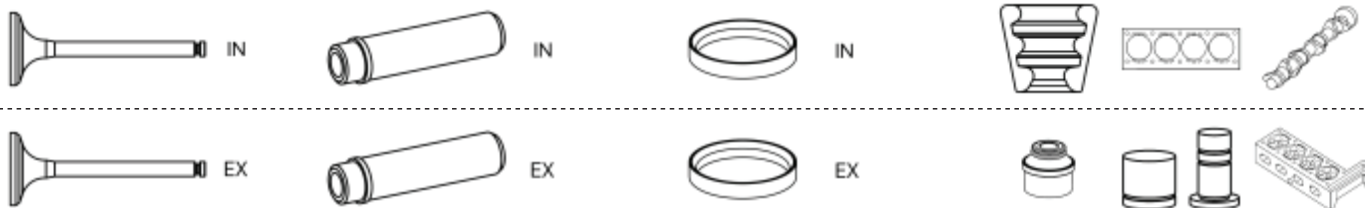
<b>852157-4</b>	
-----------------	--

36,60 x 8,00 x 107,10 x 45°

<b>862182-4</b>	
-----------------	--

32,10 x 8,00 x 109,00 x 45°





## 82,500 mm

**99**

RTA , RTB , RTC , RTE , RTF , RTG , RTH , RTJ , RTK ,

**852113-4**

36,50 x 8,00 x 107,00 x 45°

**852157-4**

36,60 x 8,00 x 107,10 x 45°

**862160-4**

32,10 x 8,00 x 109,20 x 45°

**862182-4**

32,10 x 8,00 x 109,00 x 45°

**M-8****512104-1**

## 82,500 mm

**100**

RVA ,

**852157-4**

36,60 x 8,00 x 107,10 x 45°

**862160-4**

32,10 x 8,00 x 109,20 x 45°

**862182-4**

32,10 x 8,00 x 109,00 x 45°

**M-8****512104-1****972103-8**

Hydro

## 82,500 mm

**101**

BF2 , UR , UUA ,

**912801-8**

Ø 8,00

## 83,000 mm

**102**

CFBA ,

**915097-8**

Ø 6,00

## 83,000 mm

**103**

HUWA ,

**855150-5**

31,10 x 6,00 x 104,20 x 45°

**865153-5**

27,00 x 6,00 x 103,30 x 45°

**M-6****915101-8**

Ø 6,00

## 83,000 mm

**104**

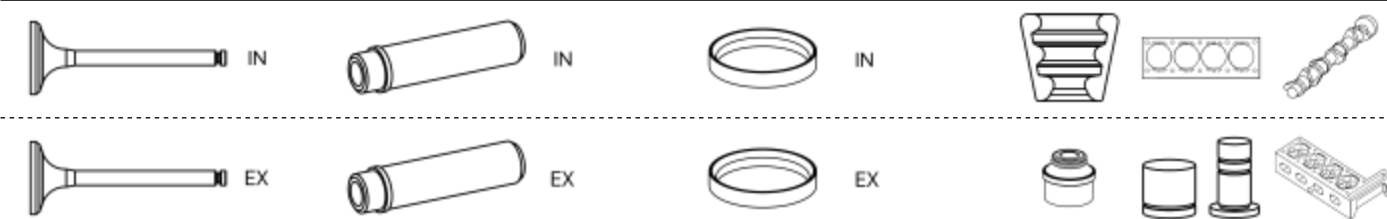
HUBA , HYDA , HYDB , HYDC ,

**M-6****865153-5**

27,00 x 6,00 x 103,30 x 45°

**915101-8**

Ø 6,00



**83,000 mm** **105**

JZDA ,

915101-8

Ø 6,00

**84,000 mm** **106**

ARC ,

880228-4

11,05 x 6,00 x 36,15 | IN | EX

**84,000 mm** **107**

BCCC , BCCD , BCFA , BCFB , BCFC , BCRA , BLFD , YLCB , YLCC , YLDA , YLR6 , YMCA , YMCB , YMCC , YMR6 , YN2Q , YNCA , YNR6 ,

852129-4

28,00 x 5,50 x 99,80 x 45°

862130-4

25,50 x 5,50 x 99,90 x 45°

**84,000 mm** **108**

NWN , NYL , NYP , NYR , NYT ,

852137-4

M-8

42,10 x 8,00 x 111,20 x 45°

**84,000 mm** **109**

NWR ,

852137-4

M-8

512101-1

42,10 x 8,00 x 111,20 x 45°

**84,010 mm** **110**

BCFD , BJFA , BJFB , BJFC , BJFD , BKFA , BKFB , BKFC , BKFD , BKRA , BKRB , BLFA , BLFB , BLFC , BLHA , BLRA , BLRB , YLDC , YLF6 , YLFA , YLFB , YLFS , YMF6 , YMFA , YMFB , YMFS , YMHA , YNF6 , YNFA , YNFB , YNFS ,

852129-4

28,00 x 5,50 x 99,80 x 45°

862130-4

25,50 x 5,50 x 99,90 x 45°

**84,800 mm** **111**

EDBA , EDBB , EDBC , EDBD ,

852111-4

882104-4

33,10 x 6,00 x 98,30 x 45°

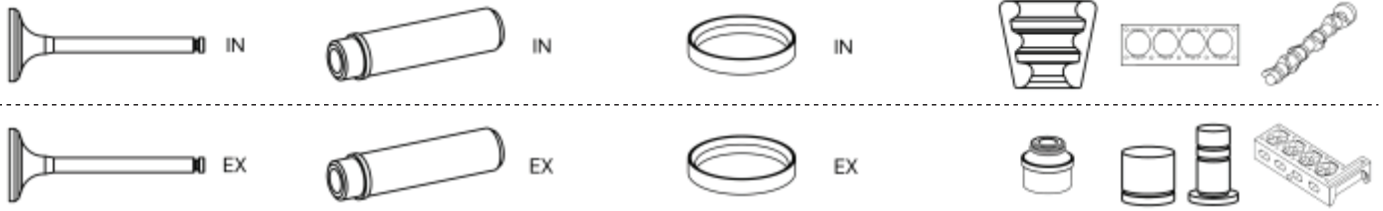
12,00 x 6,00 x 36,00 | IN | EX

852185-4

32,00 x 6,00 x 97,20 x 45°

862186-4

28,10 x 6,00 x 96,80 x 45°



## 84,800 mm

**112**

EDDB ,

**852111-4****882104-4**

33,10 x 6,00 x 98,30 x 45°

12,00 x 6,00 x 36,00 | IN | EX

**852185-4**

32,00 x 6,00 x 97,20 x 45°

## 84,800 mm

**113**

EDDC ,

**852185-4****882104-4**

32,00 x 6,00 x 97,20 x 45°

12,00 x 6,00 x 36,00 | IN | EX

**862186-4**

28,10 x 6,00 x 96,80 x 45°

## 84,800 mm

**114**

EDDD , EDDF ,

**852111-4**

33,10 x 6,00 x 98,30 x 45°

## 84,800 mm

**115**

NGA , NGC , NGD ,

**852169-4****882104-4**

32,00 x 6,00 x 97,10 x 45°

12,00 x 6,00 x 36,00 | IN | EX

**852185-4**

32,00 x 6,00 x 97,20 x 45°

**862170-4**

28,10 x 6,00 x 96,70 x 45°

**972103-8**

Hydro

**862186-4**

28,10 x 6,00 x 96,80 x 45°

## 84,800 mm

**116**

NGB ,

**852185-4****882104-4**

32,00 x 6,00 x 97,20 x 45°

12,00 x 6,00 x 36,00 | IN | EX

**862186-4**

28,10 x 6,00 x 96,80 x 45°

**972103-8**

Hydro

## 85,000 mm

**117**

4G63 ,

**852403-4**

34,00 x 6,50 x 109,60 x 45°

**858707-4**

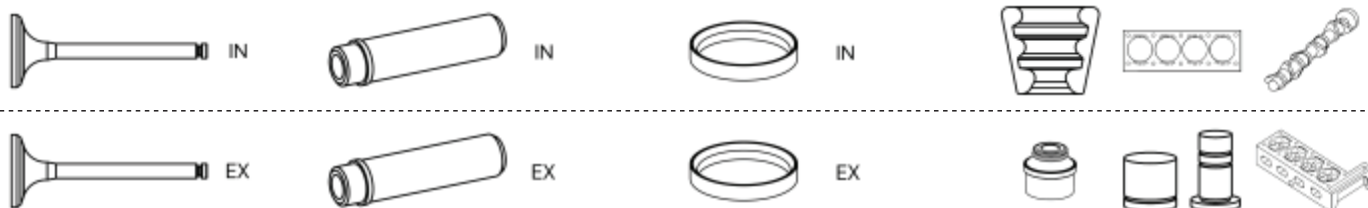
34,00 x 6,50 x 109,70 x 45°

**862404-4**

30,50 x 6,50 x 109,70 x 45°

**868708-4**

30,50 x 6,50 x 109,70 x 45°



<b>85,000 mm</b>	<b>118</b>
------------------	------------

<b>G6DA , G6DB ,</b>		
<b>853770-4</b>	<b>883704-4</b>	<b>M-6</b>
29,90 x 6,00 x 106,00 x 45°	10,52 x 6,00 x 41,50   IN   EX	
<b>853772-4</b>		
30,00 x 6,00 x 105,00 x 45°		
<b>863771-4</b>		
25,00 x 6,00 x 106,25 x 45°		
<b>863773-4</b>		
25,10 x 6,00 x 105,10 x 45°		

<b>85,000 mm</b>	<b>119</b>
------------------	------------

<b>KNWA , Q4WA ,</b>		
<b>852115-4</b>		<b>M-7</b>
29,80 x 7,00 x 122,00 x 30°		
<b>862116-4</b>		
25,80 x 7,00 x 122,00 x 45°		

<b>85,000 mm</b>	<b>120</b>
------------------	------------

<b>Q4BA ,</b>		
<b>852115-4</b>		<b>M-7</b>
29,80 x 7,00 x 122,00 x 30°		
		<b>M-6</b>
<b>862116-4</b>		
25,80 x 7,00 x 122,00 x 45°		

<b>85,000 mm</b>	<b>121</b>
------------------	------------

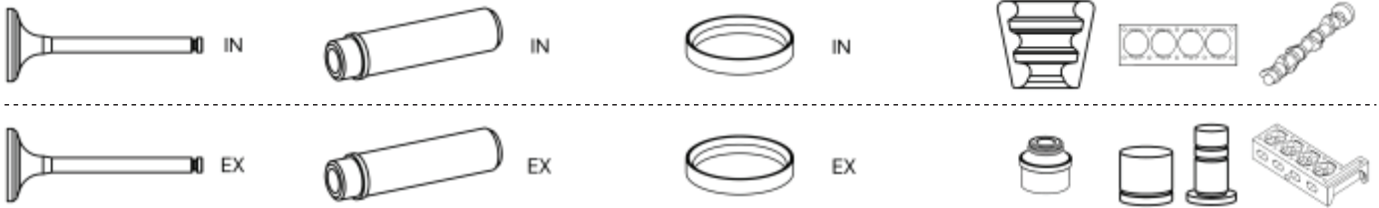
<b>AZBA , AZBC , AZWA , AZWC , G6DC , G6DD , G6DE , G6DF , G6DG , KLBA , KLWA , LPBA , QXBA , QXBB , QXWA , QXWB , QXWC ,</b>		
<b>853772-4</b>	<b>883704-4</b>	<b>M-6</b>
30,00 x 6,00 x 105,00 x 45°	10,52 x 6,00 x 41,50   IN   EX	
<b>863773-4</b>		
25,10 x 6,00 x 105,10 x 45°		

<b>85,000 mm</b>	<b>122</b>
------------------	------------

<b>TXBA , TXBB , TXDA , TXDB , TXMA , TXWA , TYDA , UFDA , UFDB , UKDA , UKDB ,</b>		
	<b>883704-4</b>	<b>M-6</b>
	10,52 x 6,00 x 41,50   IN   EX	
<b>863773-4</b>		
25,10 x 6,00 x 105,10 x 45°		

<b>85,000 mm</b>	<b>123</b>
------------------	------------

<b>UFWA ,</b>		
<b>853772-4</b>		
30,00 x 6,00 x 105,00 x 45°		



86,000 mm

124

DRFA ,

852115-4

29,80 x 7,00 x 122,00 x 30°

M-7

M-6

862116-4

25,80 x 7,00 x 122,00 x 45°

86,000 mm

125

ABFA , CV24 , CVF5 , CVFF , CVR5 , CVRA , CVRB , CVRC , CY14 , CY24 , CYF4 , CYF5 , CYFA , CYFB , CYFC , CYFD , CYFF , CYFG , CYRA , CYRB , CYRC , D3FA , D5BA , D6BA , DRF4 , DRF5 , DRFB , DRFC , DRFD , DRFE , DRFF , DRFG , DRR5 , DRRR , DRRB , DRRC , F3FA , FIFA , FMBA , HJBA , HJBB , N7BA , N7BB , P8FA , P8FB , PGFA , PGFB , QJBA , QJBB , QJBC , QJBD , QVFA , QWFA , SDBA , SRFA , SRFB , SRFC , SRFD , SRFE , UHFA , UHFB , UHFC , UHR5 , USF6 , USR6 , USRA , USRB , UYR6 ,

852115-4

29,80 x 7,00 x 122,00 x 30°

M-7

862116-4

25,80 x 7,00 x 122,00 x 45°

86,000 mm

126

F2D6 ,

972401-8

Hydro

86,000 mm

127

HJBC ,

852115-4

29,80 x 7,00 x 122,00 x 30°

883558-4

10,04 x 6,00 x 45,00 | IN | EX

M-7

862116-4

25,80 x 7,00 x 122,00 x 45°

86,000 mm

128

N3A ,

852125-4

33,40 x 7,00 x 111,90 x 45°

862126-4

30,00 x 7,00 x 111,60 x 45°

86,000 mm

129

N7A ,

852169-4

32,00 x 6,00 x 97,10 x 45°

882104-4

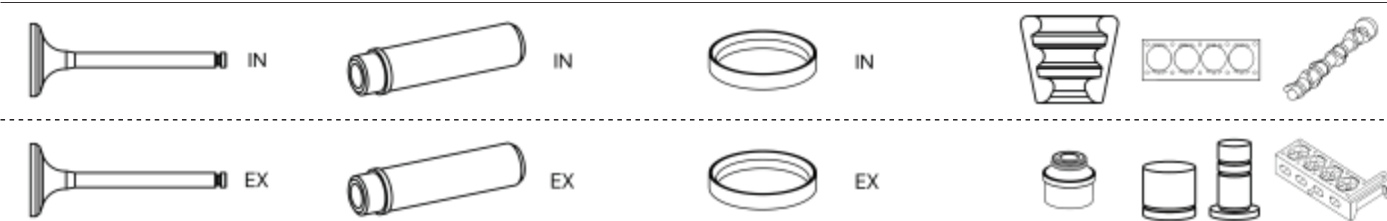
12,00 x 6,00 x 36,00 | IN | EX

862170-4

28,10 x 6,00 x 96,70 x 45°

972103-8

Hydro



<b>86,000 mm</b>	<b>130</b>
------------------	------------

N8C ,			
<b>852105-4</b>		<b>M-8</b>	<b>512101-1</b>
42,60 x 7,00 x 108,50 x 45°			
<b>852137-4</b>			
42,10 x 8,00 x 111,20 x 45°			
<b>862102-4</b>			<b>972101-8</b>
38,00 x 7,00 x 108,90 x 45°			Hydro

<b>86,000 mm</b>	<b>131</b>
------------------	------------

N8A , N8D ,			
<b>852137-4</b>		<b>M-8</b>	<b>512101-1</b>
42,10 x 8,00 x 111,20 x 45°			
			<b>972101-8</b>
			Hydro

<b>86,000 mm</b>	<b>132</b>
------------------	------------

N9A ,			
<b>852105-4</b>	<b>882110-4</b>	<b>M-7</b>	
42,60 x 7,00 x 108,50 x 45°		13,55 x 7,00 x 43,00   IN   EX	
<b>862102-4</b>			
38,00 x 7,00 x 108,90 x 45°			

<b>86,000 mm</b>	<b>133</b>
------------------	------------

N9E ,			
<b>852105-4</b>			
42,60 x 7,00 x 108,50 x 45°			
<b>862102-4</b>			<b>972101-8</b>
38,00 x 7,00 x 108,90 x 45°			Hydro

<b>86,000 mm</b>	<b>134</b>
------------------	------------

N9B , N9C , N9D , N9F , NSD , NSE , NSF , NSG , NSH , ZVSA ,			
<b>852105-4</b>	<b>882110-4</b>	<b>M-7</b>	
42,60 x 7,00 x 108,50 x 45°		13,55 x 7,00 x 43,00   IN   EX	
<b>862102-4</b>			<b>972101-8</b>
38,00 x 7,00 x 108,90 x 45°			Hydro

<b>86,200 mm</b>	<b>135</b>
------------------	------------

R2A ,			
		<b>M-8</b>	

<b>862176-4</b>			
34,30 x 8,00 x 112,00 x 45°			

<b>86,200 mm</b>	<b>136</b>
------------------	------------

REB , REC , RED , REF ,			
<b>852173-4</b>			<b>512101-1</b>
42,00 x 8,00 x 112,30 x 45°			
<b>862176-4</b>			
34,30 x 8,00 x 112,00 x 45°			



**87,650 mm**

**137**

LAD , LAR , LE ,

512101-1

**87,650 mm**

**138**

LCN , LCR ,

852137-4

M-8

42,10 x 8,00 x 111,20 x 45°

**87,680 mm**

**139**

4RB , B , LCE ,

852137-4

M-8

42,10 x 8,00 x 111,20 x 45°

**87,680 mm**

**140**

LCJ ,

512101-1

**88,000 mm**

**141**

T1GA ,

853777-4

883713-4

30,00 x 5,50 x 95,60 x 45°

9,55 x 5,50 x 34,00 | IN | EX

863778-4

973801-8

27,60 x 5,50 x 95,60 x 45°

Hydro

**89,600 mm**

**142**

E5FA , E5FC , Y5B ,

852125-4

33,40 x 7,00 x 111,90 x 45°

862126-4

30,00 x 7,00 x 111,60 x 45°

**89,900 mm**

**143**

H9FA , H9FD ,

852115-4

M-7

29,80 x 7,00 x 122,00 x 30°

852117-4

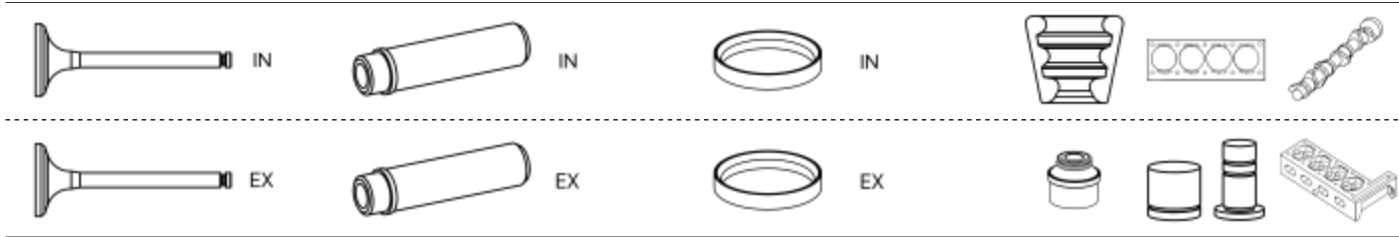
31,40 x 7,00 x 122,00 x 30°

862116-4

25,80 x 7,00 x 122,00 x 45°

862118-4

27,90 x 7,00 x 122,00 x 45°



<b>89,900 mm</b>	<b>144</b>
------------------	------------

D2FA , D2FB , D2FE , D4FA , DOFA , F4FA , FXFA , JXFA , JXFC , PHFA , PHFC ,

<b>852117-4</b>	<b>M-7</b>
-----------------	------------

31,40 x 7,00 x 122,00 x 30°

<b>862118-4</b>	
-----------------	--

27,90 x 7,00 x 122,00 x 45°

<b>89,900 mm</b>	<b>145</b>
------------------	------------

H9FB , SAFA , SAFB ,

<b>852115-4</b>	<b>M-7</b>
-----------------	------------

29,80 x 7,00 x 122,00 x 30°

<b>862116-4</b>	
-----------------	--

25,80 x 7,00 x 122,00 x 45°

<b>90,000 mm</b>	<b>146</b>
------------------	------------

MY ,

<b>852052-4</b>	<b>M-8</b>
-----------------	------------

41,00 x 8,00 x 120,80 x 30°

<b>852137-4</b>	
-----------------	--

42,10 x 8,00 x 111,20 x 45°

<b>90,000 mm</b>	<b>147</b>
------------------	------------

MYE ,

<b>852137-4</b>	<b>M-8</b>
-----------------	------------

42,10 x 8,00 x 111,20 x 45°

<b>90,000 mm</b>	<b>148</b>
------------------	------------

TV 23 H , TV 23 S ,

	<b>M-8</b>
--	------------

<b>90,740 mm</b>	<b>149</b>
------------------	------------

A79 ,

	<b>913502-8</b>
--	-----------------

Ø 7,00

<b>90,800 mm</b>	<b>150</b>
------------------	------------

N6T , NAT , NBA ,

<b>852137-4</b>	<b>M-8</b>
-----------------	------------

42,10 x 8,00 x 111,20 x 45°

<b>90,800 mm</b>	<b>151</b>
------------------	------------

NCA ,

	<b>M-7</b>
--	------------

	<b>512101-1</b>
--	-----------------





## 90,800 mm

152

N4B , NE5 , NEE , NEG , NEJ , NES , NE ,

852137-4

M-8

512101-1

42,10 x 8,00 x 111,20 x 45°

## 90,800 mm

153

OHC LC , OHC TL 20 H ,

512101-1

## 90,830 mm

154

4RC , C , NAE , NAV ,

852137-4

M-8

42,10 x 8,00 x 111,20 x 45°

## 90,830 mm

155

NEK ,

852137-4

882110-4

M-7

512101-1

42,10 x 8,00 x 111,20 x 45°    13,55 x 7,00 x 43,00 | IN | EX

M-8

## 90,830 mm

156

NEL ,

852137-4

M-8

512101-1

42,10 x 8,00 x 111,20 x 45°

972101-8

Hydro

## 90,830 mm

157

N4A , N4I , NEN , NEP , NER , NET , NR2 , NRA , NRB , NRC , NRD , NRI ,

852137-4

M-8

512101-1

42,10 x 8,00 x 111,20 x 45°

## 91,100 mm

158

4D56-T ,

852407-4

40,00 x 8,00 x 130,00 x 45°

862408-4

34,10 x 8,00 x 129,85 x 45°

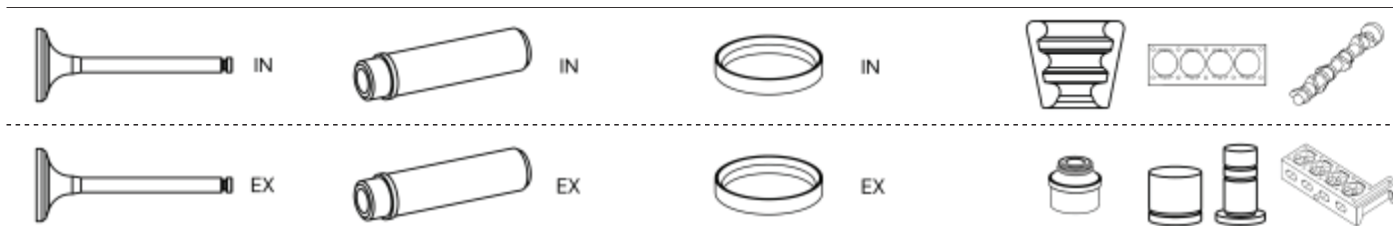
## 93,000 mm

159

B60 ,

913502-8

Ø 7,00



**93,000 mm** **160**  
BOA, BOB,

**915001-8**  
Ø 7,00

**93,000 mm** **161**  
WL-T,

**852127-4**  
32,70 x 7,00 x 111,90 x 45°

**862128-4**  
35,60 x 7,00 x 111,80 x 45°

**94,000 mm** **162**  
F6D6,

**972401-8**  
Hydro

**94,000 mm** **163**  
SFA, SFB, STP, STR, XD3P, XD3T,

**883732-4**  
14,05 x 8,50 x 55,00 | IN | EX

**K-8**

**863758-4**  
35,60 x 8,50 x 116,35 x 45°

**94,000 mm** **164**  
YTR, YTT,

**883732-4**  
14,05 x 8,50 x 55,00 | IN | EX

**K-8**

**102,000 mm** **165**  
ISB-185, ISB-275,

**852031-4**  
33,00 x 7,00 x 125,00 x 30°

**R-7**

**862032-4**  
33,00 x 7,00 x 124,30 x 45°

**114,000 mm** **166**  
6 CT,

**880304-6**  
16,00 x 9,50 x 72,00 | IN | EX

**870802-6**  
54,00 x 44,50 x 7,75 x 30° | IN

**870801-6**  
47,10 x 40,00 x 5,80 x 45° | EX



125,000 mm

167

F3AE3681D ,







852080-2

42,90 x 9,00 x 202,70 x 30°

862081-2

42,00 x 9,00 x 201,60 x 45°

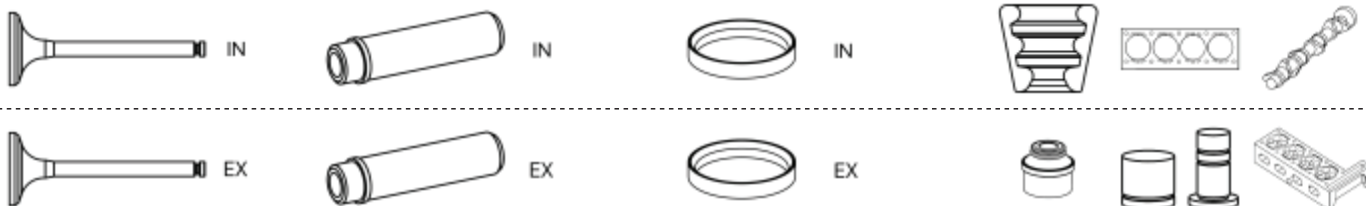


	 ENGINE	 00000	ccm		kW		 1 POS
BANTAM Pick-up 1.3	A9JA	09.01 - 08.06	1299	B	51 kW	534	1
BANTAM Pick-up 1.6	FYJB	09.01 - 08.06	1596	B	74 kW	534	2
BANTAM Pick-up 1.6	LJF	09.90 - 10.94	1598	B	77 kW	534	3
BANTAM Pick-up 1.6	LUG	03.86 - 08.90	1597	B	65 kW	534	5
BANTAM Pick-up 1.6	LUJ	09.90 - 10.94	1598	B	66 kW	534	4
BANTAM Pick-up 1.8 TDdi	RTP	09.01 - 08.06	1753	D	55 kW	534	6
HUSKY Bus 2.0	4G63	01.86 - 08.98	1997	B	78 kW	535	7
HUSKY Kasten 2.0	4G63	01.86 - 12.90	1997	B	78 kW	535	7
HUSKY Pick-up 2.0	4G63	01.86 - 08.98	1997	B	78 kW	535	7
METEOR 1.6	LJF	09.90 - 11.93	1598	B	77 kW	534	3
METEOR 1.6	LUG	03.83 - 08.90	1597	B	65 kW	534	5
TRITON Kasten 2.5 TD	4D56-T	01.95 - 12.97	2477	D	81 kW	535	8



# FORD AFRICA

ENGINE			ccm	kW			1 POS	ENGINE			ccm	kW			1 POS
4D56-T	91,100	4	2477	62 - 110 kW	D	535	8	LJF	79,960	4	1598	77 kW	B	534	3
4G63	85,000	4	1997	78 kW	B	535	7	LUG	80,000	4	1597	65 - 66 kW	B	534	5
A9JA	74,000	4	1299	51 kW	B	534	1	LUJ	80,000	4	1598	65 - 66 kW	B	534	4
FYJB	79,000	4	1596	74 - 74 kW	B	534	2	RTP	82,500	4	1753	55 - 57 kW	D	534	6



**74,000 mm**

**1**

A9JA ,

**852107-4**

34,50 x 7,00 x 104,00 x 45°

**79,000 mm**

**2**

FYJB ,

**852183-4**

30,10 x 6,00 x 96,90 x 45°

**852189-4**

30,00 x 6,00 x 99,10 x 45°

**862184-4**

24,30 x 6,00 x 99,70 x 45°

**862188-4**

24,50 x 6,00 x 96,70 x 45°

**862190-4**

24,10 x 6,00 x 101,60 x 45°

**M-6**

**79,960 mm**

**3**

LJF ,

**M-8**

**512109-1**

**80,000 mm**

**4**

LUJ ,

**862164-4**

24,60 x 6,00 x 96,90 x 45°

**863505-4**

25,00 x 5,00 x 93,85 x 45°

**80,000 mm**

**5**

LUG ,

**M-8**

**82,500 mm**

**6**

RTP ,

**852113-4**

36,50 x 8,00 x 107,00 x 45°

**862114-4**

32,00 x 8,00 x 109,00 x 45°

**M-8**



**85,000 mm**

**7**

4G63 ,

**852403-4**

34,00 x 6,50 x 109,60 x 45°

**858707-4**

34,00 x 6,50 x 109,70 x 45°

**868708-4**

30,50 x 6,50 x 109,70 x 45°

**91,100 mm**

**8**

4D56-T ,







**852407-4**

40,00 x 8,00 x 130,00 x 45°

**862408-4**

34,10 x 8,00 x 129,85 x 45°



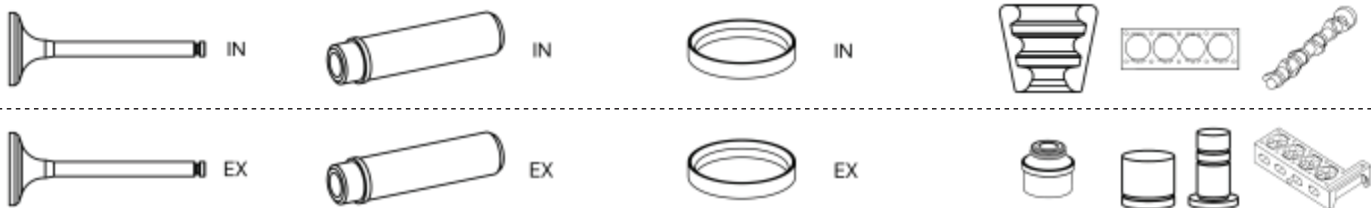
	 ENGINE	 00000	ccm		kW		 1 POS
FIESTA Stufenheck 1.4 TDCi	F6JA	12.05	1399	D	50 kW	538	3
FIESTA Stufenheck 1.6	FYJB	12.05	1596	B	74 kW	538	4
FIESTA Stufenheck 1.6	FYJB	07.09	1596	B	74 kW	538	4
FIGO I 1.4 TDCi	F6JA	01.10 - 08.15	1399	D	51 kW	538	3
FIGO I 1.4 TDCi	F6JA	01.10 - 12.14	1399	D	61 kW	538	3
IKON (L) 1.4 Duratorq TDCi	F6JA	02.09	1399	D	50 kW	538	3
LASER Schrägheck (BA_3, BF_3, BF_4, BG_3, BJ_4) 1.8	BPC	04.90 - 07.94	1839	B	92 kW	539	6





# FORD ASIA OCEANIA

ENGINE			ccm	kW			1 POS	ENGINE			ccm	kW			1 POS
15DSOX	73,500	4	1499	67 - 74 kW	D	538	1	HYDB	83,000	5	2522	147 kW	B	539	7
BPC	83,000	4	1839	92 - 92 kW	B	539	6	KVJA	73,700	4	1399	50 kW	D	538	2
F6JA	73,700	4	1399	50 - 61 kW	D	538	3	RTD	82,500	4	1753	44 kW	D	539	5
FYJB	79,000	4	1596	74 kW	B	538	4	RTG	82,500	4	1753	44 kW	D	539	5



## 73,500 mm

1

15DSOX ,

**853777-4**

30,00 x 5,50 x 95,60 x 45°

**883713-4**

9,55 x 5,50 x 34,00 | IN | EX

**863778-4**

27,60 x 5,50 x 95,60 x 45°

## 73,700 mm

2

KVJA ,

**851135-4**

32,80 x 5,50 x 97,30 x 45°

**882078-4**

10,035 x 6,00 x 43,00 | IN | EX

**853777-4**

30,00 x 5,50 x 95,60 x 45°

**882102-4**

13,57 x 8,00 x 67,90 | IN | EX

**883713-4**

9,55 x 5,50 x 34,00 | IN | EX

**861136-4**

30,10 x 5,50 x 97,30 x 45°

**863778-4**

27,60 x 5,50 x 95,60 x 45°

## 73,700 mm

3

F6JA ,

**851135-4**

32,80 x 5,50 x 97,30 x 45°

**883713-4**

9,55 x 5,50 x 34,00 | IN | EX

**861136-4**

30,10 x 5,50 x 97,30 x 45°

## 79,000 mm

4

FYJB ,

**852183-4**

30,10 x 6,00 x 96,90 x 45°

**M-6**

**852189-4**

30,00 x 6,00 x 99,10 x 45°

**862184-4**

24,30 x 6,00 x 99,70 x 45°

**862188-4**

24,50 x 6,00 x 96,70 x 45°

**862190-4**

24,10 x 6,00 x 101,60 x 45°



## 82,500 mm

5

RTD , RTG ,

**852113-4**

36,50 x 8,00 x 107,00 x 45°

M-8

**852157-4**

36,60 x 8,00 x 107,10 x 45°

**862160-4**

32,10 x 8,00 x 109,20 x 45°

**862182-4**

32,10 x 8,00 x 109,00 x 45°

## 83,000 mm

6

BPC ,

**860244-4**

31,60 x 7,00 x 89,00 x 45°

## 83,000 mm

7

HYDB ,

M-6






**865153-5**

27,00 x 6,00 x 103,30 x 45°

**915101-8**








Ø 6,00









			<b>ccm</b>		<b>kW</b>		<b>1 POS</b>
CAPRI Cabriolet (SA, SB, SC, SE) 1.6 8V	B6 (8 V)	09.89 - 10.90	1598	B	61 kW	545	8
COUGAR Coupe (SW, SX) 2.5	LCBC	10.99 - 03.03	2495	B	125 kW	545	13
ECOSPORT (BK, BL) 1.0 EcoBoost	M1JC	12.13 - 09.17	998	B	92 kW	544	2
ENDURA (CA) 2.0 AWD	BCCA	10.18 - 12.19	1995	D	140 kW	546	16
ENDURA (CA) 2.0 AWD	BCCB	10.18 - 12.19	1995	D	140 kW	546	16
ENDURA (CA) 2.0	BCCA	10.18 - 12.19	1995	D	140 kW	546	16
ENDURA (CA) 2.0	BCCB	10.18 - 12.19	1995	D	140 kW	546	16
ESCAPE (ZG) 1.5 EcoBoost	M8MA	09.16 - 03.20	1499	B	110 kW	545	11
ESCORT Stufenheck 2.0	NE	08.75 - 08.80	1993	B	80 kW	548	33
FALCON Combi Flatbed (XR) 2.8	6A	09.66 - 03.68	2780	B	83 kW	548	28
FALCON Combi Van (XR) 2.8	6A	09.66 - 03.68	2780	B	83 kW	548	28
FALCON Coupe (XM) 2.8 170ci	6A	01.64 - 01.65	2780	B	83 kW	548	28
FALCON Coupe (XP) 2.8 170ci	6A	01.65 - 08.66	2780	B	83 kW	548	28
FALCON Kombi (ED) 4.0 MPFi	ATQ	08.93 - 08.94	3984	B	148 kW	549	34
FALCON Kombi (ED) 4.0	ATQ	09.93 - 08.94	3984	B	145 kW	549	34
FALCON Kombi (XK) 2.8	6A	11.60 - 12.61	2780	B	75 kW	548	28
FALCON Kombi (XR) 2.8	6A	09.66 - 02.68	2780	B	83 kW	548	28
FALCON Stufenheck (ED) 4.0 MPFi	ATQ	08.93 - 08.94	3984	B	148 kW	549	34
FALCON Stufenheck (ED) 4.0 MPFi	ATQ	09.93 - 08.94	3984	B	145 kW	549	34
FESTIVA (WA) 1.3	B3	10.91 - 03.94	1324	B	46 kW	544	1
FESTIVA (WB) 1.3 i	B3	04.94 - 12.97	1324	B	47 kW	544	1
FESTIVA (WD) 1.3 i	B3	01.97 - 12.97	1324	B	47 kW	544	1
FESTIVA (WF) 1.3 i	B3	01.98 - 04.01	1324	B	47 kW	544	1
FESTIVA (WF) 1.5 i	B5 (8 V)	01.98 - 12.01	1498	B	56 kW	545	8
FIESTA Schrägheck (WP, WQ) 1.6 i	FYJA	04.04 - 12.08	1596	B	74 kW	545	9
FIESTA Schrägheck (WP, WQ) 1.6 i	FYJB	04.04 - 12.08	1596	B	74 kW	545	9
FIESTA Schrägheck (WS) 1.4 i	SPJA	10.09 - 12.10	1388	B	71 kW	544	6
FIESTA Schrägheck (WS) 1.6 TDCi	HHJD	01.09 - 12.10	1560	D	66 kW	544	4
FIESTA Schrägheck (WS) 1.6 TDCi	T3JA	02.10 - 12.10	1560	D	70 kW	544	5
FIESTA Schrägheck (WS) 1.6 TDCi	TZJA	02.10 - 12.10	1560	D	70 kW	544	5
FIESTA Schrägheck (WS) 1.6 TDCi	TZJB	02.10 - 12.10	1560	D	70 kW	544	5
FIESTA Schrägheck (WS) 1.6 i	HXJA	10.08 - 12.10	1596	B	88 kW	545	10
FIESTA Schrägheck (WT) 1.6 TD	HHJC	10.10 - 12.12	1560	D	66 kW	544	4
FIESTA Schrägheck (WT) 1.6 i	HXJA	10.10 - 12.12	1596	B	89 kW	545	10
FIESTA Schrägheck (WZ) 1.0 EcoBoost	M1JE	09.13	998	B	92 kW	544	2
FIESTA Schrägheck (WZ) 1.6 ST	JTJA	09.13	1596	B	134 kW	545	11
FIESTA Schrägheck (WZ) 1.6 ST	JTJB	09.13	1596	B	134 kW	545	11
FIESTA Stufenheck (WT) 1.6 TD	HHJC	10.10 - 12.12	1560	D	66 kW	544	4
FIESTA Stufenheck (WT) 1.6 i	HXJA	10.10 - 12.12	1596	B	89 kW	545	10
FOCUS Kombi (SA) 2.0 EcoBlue	YLDA	08.18	1995	D	110 kW	546	16
FOCUS Schrägheck (LR) 1.8 i	EYDE	09.02 - 04.05	1796	B	85 kW	545	12
FOCUS Schrägheck (LR) 2.0 i	EDDB	09.02 - 04.05	1988	B	96 kW	546	18
FOCUS Schrägheck (LR) 2.0	EDDD	09.02 - 06.05	1988	B	85 kW	546	19
FOCUS Schrägheck (LS) 2.5 i XR5 Turbo	HYDA	04.06 - 06.07	2522	B	166 kW	546	15
FOCUS Schrägheck (LT) 2.0 TDCi	G6DA	07.07 - 03.09	1997	D	100 kW	547	22
FOCUS Schrägheck (LT) 2.5 i XR5 Turbo	HYDA	07.07 - 05.08	2522	B	166 kW	546	15
FOCUS Schrägheck (LV) 2.0 TDCi	G6DA	03.09 - 08.11	1997	D	100 kW	547	22
FOCUS Schrägheck (LV) 2.5 i RS Turbo	JZDA	01.10 - 12.10	2521	B	224 kW	545	14
FOCUS Schrägheck (LV) 2.5 i XR5 Turbo	HYDA	03.09 - 08.11	2522	B	166 kW	546	15
FOCUS Schrägheck (LW) 2.0 TDCi	TXDB	08.11 - 07.15	1997	D	120 kW	547	25
FOCUS Schrägheck (LW) 2.0 TDCi	TXDB	09.14 - 06.15	1997	D	110 kW	547	25
FOCUS Stufenheck (LR) 1.8 i	EYDE	09.02 - 04.05	1796	B	85 kW	545	12
FOCUS Stufenheck (LR) 2.0 i	EDDB	09.02 - 04.05	1988	B	96 kW	546	18
FOCUS Stufenheck (LV) 2.0 TDCi	G6DA	03.09 - 08.11	1997	D	100 kW	547	22
FOCUS Stufenheck (LW) 2.0 TDCi	TXDB	08.11 - 07.15	1997	D	120 kW	547	25
KA Schrägheck (TA, TB) 1.3	J4D	11.99 - 12.03	1299	B	44 kW	544	3
KUGA (TE) 2.5 AWD	HYDB	01.11 - 11.14	2522	B	147 kW	546	15
KUGA (TF) 1.5 EcoBoost	M8MA	11.14 - 08.16	1499	B	110 kW	545	11
KUGA (TF) 1.6 EcoBoost AWD	JTMA	04.13 - 11.14	1596	B	134 kW	545	11
KUGA (TF) 1.6 EcoBoost	JQMA	04.13 - 11.14	1596	B	110 kW	545	11
KUGA (TF) 1.6 EcoBoost	JQMB	04.13 - 11.14	1596	B	110 kW	545	11
KUGA (TF) 2.0 D AWD (BK)	TXMA	04.13 - 11.14	1997	D	120 kW	547	25



# FORD AUSTRALIA

							
LASER Kombi (KE) 1.6 i	B6 (8 V)	10.87 - 04.90	1598	B	61 kW	545	8
LASER Kombi (KE) 1.6	B6 (8 V)	03.87 - 12.94	1598	B	54 kW	545	8
LASER Kombi (KE) 1.6	B6 (8 V)	10.87 - 04.90	1598	B	53 kW	545	8
LASER Schrägheck (KA) 1.5 Sport	E5	03.81 - 02.83	1490	B	58 kW	544	7
LASER Schrägheck (KA) 1.5	E5	03.81 - 02.83	1490	B	54 kW	544	7
LASER Schrägheck (KB) 1.5	E5	03.83 - 09.85	1490	B	54 kW	544	7
LASER Schrägheck (KB) 1.5	E5	03.83 - 09.85	1490	B	59 kW	544	7
LASER Schrägheck (KC) 1.6 i TX3	B6 (8 V)	10.85 - 09.87	1598	B	61 kW	545	8
LASER Schrägheck (KC) 1.6	B6 (8 V)	10.85 - 09.87	1598	B	53 kW	545	8
LASER Schrägheck (KE) 1.6 TX3	B6 (8 V)	10.87 - 04.90	1598	B	61 kW	545	8
LASER Schrägheck (KE) 1.6	B6 (8 V)	10.87 - 04.90	1598	B	53 kW	545	8
LASER Stufenheck (KE) 1.6 Efi	B6 (8 V)	10.87 - 04.90	1598	B	61 kW	545	8
LASER Stufenheck (KE) 1.6	B6 (8 V)	10.87 - 03.89	1598	B	53 kW	545	8
LASER Stufenheck (KE) 1.6	B6 (8 V)	10.87 - 03.89	1598	B	54 kW	545	8
METEOR Kombi (GC) 1.6	B6 (8 V)	03.86 - 09.87	1598	B	53 kW	545	8
METEOR Stufenheck (GA, GB) 1.5	E5	04.82 - 09.85	1490	B	54 kW	544	7
METEOR Stufenheck (GA, GB) 1.5	E5	04.82 - 09.85	1490	B	59 kW	544	7
METEOR Stufenheck (GC) 1.6 EFi	B6 (8 V)	10.85 - 09.87	1598	B	61 kW	545	8
METEOR Stufenheck (GC) 1.6	B6 (8 V)	10.85 - 09.87	1598	B	53 kW	545	8
MONDEO Kombi (HB, HC, HA) 2.0 i (HA, HB)	NGA	07.95 - 12.98	1988	B	97 kW	546	20
MONDEO Kombi (HB, HC, HA) 2.0 i (HC)	NGA	07.95 - 12.98	1988	B	94 kW	546	20
MONDEO Kombi (MB, MC) 2.0 TDCi	QXBA	06.10 - 01.15	1997	D	103 kW	547	23
MONDEO Kombi (MB, MC) 2.0 TDCi	QXBB	06.10 - 01.15	1997	D	103 kW	547	23
MONDEO Kombi (MB, MC) 2.0 TDCi	TXBA	06.10 - 01.15	1997	D	120 kW	547	25
MONDEO Kombi (MB, MC) 2.0 TDCi	TXBB	06.10 - 01.15	1997	D	120 kW	547	25
MONDEO Schrägheck (HA, HB, HC) 2.0	NGA	07.95 - 02.00	1988	B	96 kW	546	20
MONDEO Schrägheck (HA, HB, HC) 2.0	NGA	12.96 - 02.00	1988	B	94 kW	546	20
MONDEO Schrägheck (HE) 2.0	NGA	02.00 - 04.01	1988	B	94 kW	546	20
MONDEO Schrägheck (MA, MB, MC) 2.0 TDCi	AZBA	03.07 - 01.15	1997	D	103 kW	547	23
MONDEO Schrägheck (MA, MB, MC) 2.0 TDCi	AZBA	03.07 - 07.09	1997	D	96 kW	547	23
MONDEO Schrägheck (MA, MB, MC) 2.0 TDCi	TXBB	07.09 - 01.15	1997	D	120 kW	547	25
MONDEO Schrägheck (MA, MB, MC) 2.0 TDCi	TXDB	07.09 - 01.15	1997	D	120 kW	547	25
MONDEO Schrägheck (MA, MB, MC) XR5 Turbo	HUBA	03.07 - 01.15	2521	B	162 kW	546	15
MONDEO Stufenheck (HA, HB, HC, HD) 2.0 (HA, HB, HC)	NGA	07.95 - 02.00	1988	B	97 kW	546	20
MONDEO Stufenheck (HA, HB, HC, HD) 2.0	NGA	12.96 - 02.00	1988	B	94 kW	546	20
MONDEO Stufenheck (HE) 2.0 (HE)	NGA	02.00 - 04.01	1988	B	94 kW	546	20
MONDEO Stufenheck (MA, MB) 2.0 TDCi	AZBA	03.07 - 01.15	1997	D	96 kW	547	23
RANGER Pick-up (PX) 3.2 TDDi 4x4	SAFA	11.11 - 05.22	3198	D	147 kW	548	30
RANGER Pritsche/Fahrgestell (PX) 3.2 TDDi 4x4	SAFA	11.11 - 05.22	3198	D	147 kW	548	30
TOURNEO CUSTOM Bus 2.2 TDCi	CVFF	05.14	2198	D	114 kW	548	27
TRANSIT Bus (VF, VG) 2.0	NSF	09.95 - 03.00	1998	B	84 kW	547	26
TRANSIT Bus (VF, VG) 2.0	NSG	09.95 - 03.00	1998	B	84 kW	547	26
TRANSIT Bus (VH, VJ) 2.4 D	D2FA	01.00 - 09.06	2402	D	66 kW	548	31
TRANSIT Bus (VH, VJ) 2.4 D	D4FA	01.00 - 09.06	2402	D	88 kW	548	31
TRANSIT Bus (VH, VJ) 2.4 D	DOFA	07.01 - 09.06	2402	D	92 kW	548	31
TRANSIT Bus (VH, VJ) 2.4 D	F4FA	01.00 - 09.06	2402	D	55 kW	548	31
TRANSIT Bus (VH, VJ) 2.4 D	FXFA	03.04 - 09.06	2402	D	85 kW	548	31
TRANSIT Bus (VH, VJ) 2.4 D	H9FA	03.04 - 09.06	2402	D	101 kW	548	29
TRANSIT Bus (VM) 2.2 TDCi RWD	CVRA	10.11 - 12.14	2198	D	114 kW	548	27
TRANSIT Bus (VM) 2.2 TDCi RWD	CVRB	10.11 - 12.14	2198	D	114 kW	548	27
TRANSIT Bus (VM) 2.2 TDCi RWD	CVRC	10.11 - 12.14	2198	D	114 kW	548	27
TRANSIT Bus (VM) 2.4 TD Allrad	H9FB	11.06 - 12.14	2402	D	103 kW	548	30
TRANSIT Bus (VM) 2.4 TD	H9FB	07.06 - 12.14	2402	D	103 kW	548	30
TRANSIT Bus (VM) 2.4 TD	JXFA	07.06 - 12.14	2402	D	85 kW	548	31
TRANSIT Bus (VM) 2.4 TD	PHFC	07.06 - 12.14	2402	D	74 kW	548	31
TRANSIT CUSTOM Kasten (VN) 2.0 TDCi	BCFB	05.19	1995	D	136 kW	546	16
TRANSIT CUSTOM Kasten (VN) 2.0 TDCi	BLFB	05.19	1995	D	125 kW	546	17
TRANSIT CUSTOM Kasten (VN) 2.2 TDCi	CYF4	09.13 - 04.16	2198	D	92 kW	548	27
TRANSIT CUSTOM Kasten (VN) 2.2 TDCi	CYFF	09.13 - 04.16	2198	D	92 kW	548	27
TRANSIT Kasten (VF, VG, VE) 2.0	NSF	01.96 - 12.00	1998	B	84 kW	547	26
TRANSIT Kasten (VF, VG, VE) 2.0	NSG	01.96 - 12.00	1998	B	84 kW	547	26
TRANSIT Kasten (VH, VJ) 2.4 32757	D4FA	01.00 - 09.06	2402	D	88 kW	548	31

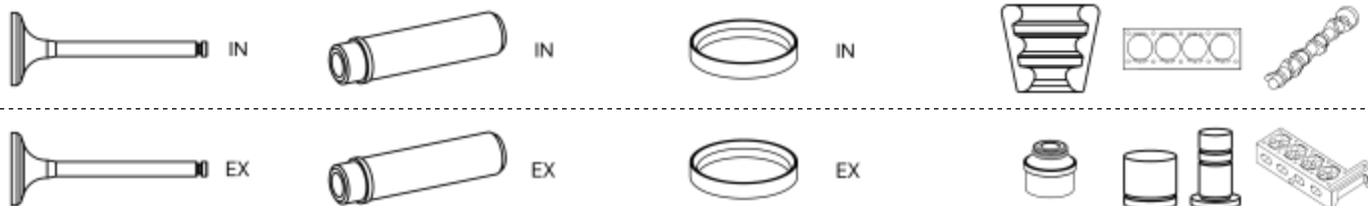


	 ENGINE	 00000	ccm		kW		 1 POS
TRANSIT Kasten (VH, VJ) 2.4 TD	D2FA	01.00 - 09.06	2402	D	66 kW	548	31
TRANSIT Kasten (VH, VJ) 2.4 TD	DOFA	07.01 - 09.06	2402	D	92 kW	548	31
TRANSIT Kasten (VH, VJ) 2.4 TD	FXFA	05.04 - 12.06	2402	D	85 kW	548	31
TRANSIT Kasten (VH, VJ) 2.4 TD	H9FA	05.04 - 12.06	2402	D	101 kW	548	29
TRANSIT Kasten (VM) 2.2 TDCi RWD	CVRA	10.11 - 12.14	2198	D	114 kW	548	27
TRANSIT Kasten (VM) 2.2 TDCi RWD	CVRB	10.11 - 12.14	2198	D	114 kW	548	27
TRANSIT Kasten (VM) 2.2 TDCi RWD	CVRC	10.11 - 12.14	2198	D	114 kW	548	27
TRANSIT Kasten (VM) 2.2 TDCi	SRFA	01.10 - 12.14	2198	D	85 kW	548	27
TRANSIT Kasten (VM) 2.2 TDCi	SRFB	01.10 - 12.14	2198	D	85 kW	548	27
TRANSIT Kasten (VM) 2.2 TDCi	SRFC	01.10 - 12.14	2198	D	85 kW	548	27
TRANSIT Kasten (VM) 2.2 TDCi	SRFD	01.10 - 12.14	2198	D	85 kW	548	27
TRANSIT Kasten (VM) 2.2 TDCi	SRFE	01.10 - 12.14	2198	D	85 kW	548	27
TRANSIT Kasten (VM) 2.2 TD	CYFA	01.12 - 12.14	2198	D	92 kW	548	27
TRANSIT Kasten (VM) 2.2 TD	CYFB	01.12 - 12.14	2198	D	92 kW	548	27
TRANSIT Kasten (VM) 2.2 TD	CYFC	01.12 - 12.14	2198	D	92 kW	548	27
TRANSIT Kasten (VM) 2.2 TD	QVFA	09.06 - 12.14	2198	D	81 kW	548	32
TRANSIT Kasten (VM) 2.4 D	FXFA	07.06 - 12.14	2402	D	85 kW	548	31
TRANSIT Kasten (VM) 2.4 D	PHFC	07.06 - 12.14	2402	D	74 kW	548	31
TRANSIT Kasten (VM) 2.4 TD Allrad	H9FB	11.06 - 12.14	2402	D	103 kW	548	30
TRANSIT Kasten (VM) 2.4 TD	H9FB	07.06 - 09.06	2402	D	103 kW	548	30
TRANSIT Kasten (VO) 2.0 TDCi	YNF6	03.17	1995	D	125 kW	546	17
TRANSIT Kasten (VO) 2.0 TDCi	YNF6	05.18	1995	D	125 kW	546	17
TRANSIT Kasten (VO) 2.2 TDCi RWD	CV24	09.14	2198	D	114 kW	548	27
TRANSIT Kasten (VO) 2.2 TDCi RWD	CVR5	09.14	2198	D	114 kW	548	27
TRANSIT Kasten (VO) 2.2 TDCi RWD	UYR6	09.14	2198	D	114 kW	548	27
TRANSIT Pritsche/Fahrgestell (VF, VG) 2.0	NSF	01.96 - 12.00	1998	B	84 kW	547	26
TRANSIT Pritsche/Fahrgestell (VF, VG) 2.0	NSG	01.96 - 12.00	1998	B	84 kW	547	26
TRANSIT Pritsche/Fahrgestell (VH, VJ) 2.4 D	D4FA	08.00 - 08.03	2402	D	88 kW	548	31
TRANSIT Pritsche/Fahrgestell (VH, VJ) 2.4 TD	D2FA	01.00 - 09.06	2402	D	66 kW	548	31
TRANSIT Pritsche/Fahrgestell (VH, VJ) 2.4 TD	D4FA	01.00 - 09.06	2402	D	88 kW	548	31
TRANSIT Pritsche/Fahrgestell (VH, VJ) 2.4 TD	DOFA	07.01 - 09.06	2402	D	92 kW	548	31
TRANSIT Pritsche/Fahrgestell (VH, VJ) 2.4 TD	DOFA	08.01 - 04.04	2402	D	90 kW	548	31
TRANSIT Pritsche/Fahrgestell (VH, VJ) 2.4 TD	F4FA	01.00 - 09.06	2402	D	55 kW	548	31
TRANSIT Pritsche/Fahrgestell (VH, VJ) 2.4 TD	FXFA	03.04 - 07.06	2402	D	85 kW	548	31
TRANSIT Pritsche/Fahrgestell (VH, VJ) 2.4 TD	H9FA	03.04 - 09.06	2402	D	101 kW	548	29
TRANSIT Pritsche/Fahrgestell (VM) 2.2 TDCi RWD	CVRA	10.11 - 12.14	2198	D	114 kW	548	27
TRANSIT Pritsche/Fahrgestell (VM) 2.2 TDCi RWD	CVRB	10.11 - 12.14	2198	D	114 kW	548	27
TRANSIT Pritsche/Fahrgestell (VM) 2.2 TDCi RWD	CVRC	10.11 - 12.14	2198	D	114 kW	548	27
TRANSIT Pritsche/Fahrgestell (VM) 2.4 TD Allrad	H9FB	11.06 - 12.14	2402	D	103 kW	548	30
TRANSIT Pritsche/Fahrgestell (VM) 2.4 TDCi	H9FB	07.06 - 12.14	2402	D	103 kW	548	30
TRANSIT Pritsche/Fahrgestell (VM) 2.4 TDCi	JXFA	07.06 - 12.14	2402	D	85 kW	548	31
TRANSIT Pritsche/Fahrgestell (VM) 2.4 TDCi	PHFC	07.06 - 12.14	2402	D	74 kW	548	31
TRANSIT Pritsche/Fahrgestell (VO) 2.0 EcoBlue RWD	BLRA	04.18	1995	D	125 kW	546	17
TRANSIT Pritsche/Fahrgestell (VO) 2.2 TDCi RWD	CV24	09.14 - 04.18	2198	D	114 kW	548	27
TRANSIT Pritsche/Fahrgestell (VO) 2.2 TDCi RWD	CVR5	09.14 - 04.18	2198	D	114 kW	548	27
TRANSIT Pritsche/Fahrgestell (VO) 2.2 TDCi RWD	UYR6	09.14 - 04.18	2198	D	114 kW	548	27



# FORD AUSTRALIA

ENGINE			ccm	kW			1 POS	ENGINE			ccm	kW			1 POS
6A	88,900	6	2780	75 - 83 kW	B	548	28	JQMA	79,000	4	1596	110 kW	B	545	11
ATQ	92,300	6	3984	145 - 148 kW	B	549	34	JQMB	79,000	4	1596	110 kW	B	545	11
AZBA	85,000	4	1997	96 - 103 kW	D	547	23	JTJA	79,000	4	1596	134 kW	B	545	11
B3	71,000	4	1324	40 - 47 kW	B	544	1	JTJB	79,000	4	1596	134 kW	B	545	11
B5 (8 V)	78,000	4	1498	47 - 56 kW	B	545	8	JTMA	79,000	4	1596	134 kW	B	545	11
B6 (8 V)	78,000	4	1598	53 - 61 kW	B	545	8	JXFA	89,900	4	2402	85 kW	D	548	31
BCCA	84,000	4	1995	140 kW	D	546	16	JZDA	83,000	5	2521	224 - 257 kW	B	545	14
BCCB	84,000	4	1995	140 kW	D	546	16	LCBB	81,600	6	2495	125 kW	B	545	13
BCFB	84,000	4	1995	136 kW	D	546	16	LCBC	81,600	6	2495	125 kW	B	545	13
BLFB	84,010	4	1995	125 kW	D	546	17	LCBE	81,600	6	2495	125 kW	B	545	13
BLRA	84,010	4	1995	125 kW	D	546	17	M1JC	71,900	3	998	92 kW	B	544	2
CV24	86,000	4	2198	114 kW	D	548	27	M1JE	71,900	3	998	92 kW	B	544	2
CVFF	86,000	4	2198	114 kW	D	548	27	M8MA	79,000	4	1499	110 kW	B	545	11
CVR5	86,000	4	2198	114 kW	D	548	27	NE	90,800	4	1993	77 - 80 kW	B	548	33
CVRA	86,000	4	2198	114 kW	D	548	27	NGA	84,800	4	1988	94 - 100 kW	B	546	20
CVRB	86,000	4	2198	114 kW	D	548	27	NGB	84,800	4	1988	96 - 100 kW	B	547	21
CVRC	86,000	4	2198	114 kW	D	548	27	NGC	84,800	4	1988	96 - 100 kW	B	546	20
CYF4	86,000	4	2198	92 kW	D	548	27	NGD	84,800	4	1988	96 - 100 kW	B	546	20
CYFA	86,000	4	2198	92 kW	D	548	27	NSF	86,000	4	1998	84 kW	B	547	26
CYFB	86,000	4	2198	92 kW	D	548	27	NSG	86,000	4	1998	84 kW	B	547	26
CYFC	86,000	4	2198	92 kW	D	548	27	PHFC	89,900	4	2402	74 kW	D	548	31
CYFF	86,000	4	2198	92 kW	D	548	27	QVFA	90,200	4	2198	81 kW	D	548	32
D 4204 T	85,000	4	1997	100 kW	D	547	24	QXBA	85,000	4	1997	103 kW	D	547	23
D2FA	89,900	4	2402	66 kW	D	548	31	QXBB	85,000	4	1997	103 kW	D	547	23
D4FA	89,900	4	2402	88 kW	D	548	31	SAFA	89,900	5	3198	147 kW	D	548	30
DOFA	89,900	4	2402	90 - 92 kW	D	548	31	SPJA	76,000	4	1388	71 kW	B	544	6
E5	77,000	4	1490	54 - 59 kW	B	544	7	SRFA	86,000	4	2198	85 kW	D	548	27
EDDB	84,800	4	1988	96 kW	B	546	18	SRFB	86,000	4	2198	85 kW	D	548	27
EDDD	84,800	4	1988	85 - 96 kW	B	546	19	SRFC	86,000	4	2198	85 kW	D	548	27
EYDE	80,600	4	1796	85 kW	B	545	12	SRFD	86,000	4	2198	85 kW	D	548	27
F4FA	89,900	4	2402	55 kW	D	548	31	SRFE	86,000	4	2198	85 kW	D	548	27
FXFA	89,900	4	2402	85 kW	D	548	31	T3JA	75,000	4	1560	70 kW	D	544	5
FYJA	79,000	4	1596	74 kW	B	545	9	TXBA	85,000	4	1997	120 kW	D	547	25
FYJB	79,000	4	1596	74 kW	B	545	9	TXBB	85,000	4	1997	120 kW	D	547	25
G6DA	85,000	4	1997	100 kW	D	547	22	TXDB	85,000	4	1997	110 - 120 kW	D	547	25
H9FA	89,900	4	2402	101 kW	D	548	29	TXMA	85,000	4	1997	120 kW	D	547	25
H9FB	89,900	4	2402	103 kW	D	548	30	TZJA	75,000	4	1560	70 kW	D	544	5
HHJC	75,000	4	1560	66 kW	D	544	4	TZJB	75,000	4	1560	70 kW	D	544	5
HHJD	75,000	4	1560	66 kW	D	544	4	UYR6	86,000	4	2198	114 kW	D	548	27
HUBA	83,000	5	2521	162 kW	B	546	15	YLDA	84,000	4	1995	110 kW	D	546	16
HXJA	79,000	4	1596	88 - 89 kW	B	545	10	YMF6	84,010	4	1995	96 kW	D	546	17
HYDA	83,000	5	2522	162 - 166 kW	B	546	15	YMF5	84,010	4	1995	96 kW	D	546	17
HYDB	83,000	5	2522	147 kW	B	546	15	YNF6	84,010	4	1995	125 kW	D	546	17
J4D	74,000	4	1299	44 kW	B	544	3								



## 71,000 mm

1

B3,

972401-8

Hydro

## 71,900 mm

2

M1JC, M1JE,

852135-6

882111-4

27,00 x 5,00 x 96,20 x 45°

9,53 x 5,00 x 36,00 | IN | EX

862136-6

23,00 x 5,00 x 98,20 x 45°

## 74,000 mm

3

J4D,

852107-4

34,50 x 7,00 x 104,00 x 45°

862106-4

29,10 x 7,00 x 104,40 x 45°

862108-4

29,00 x 7,00 x 104,00 x 45°

## 75,000 mm

4

HHJC, HHJD,

851107-4

883713-4

25,60 x 5,50 x 96,45 x 45°

9,55 x 5,50 x 34,00 | IN | EX

861108-4

23,40 x 5,50 x 96,60 x 45°

973701-8

Hydro

## 75,000 mm

5

T3JA, TZJA, TZJB,

853777-4

882111-4

30,00 x 5,50 x 95,60 x 45°

9,53 x 5,00 x 36,00 | IN | EX

883713-4

9,55 x 5,50 x 34,00 | IN | EX

863778-4

27,60 x 5,50 x 95,60 x 45°

## 76,000 mm

6

SPJA,

M-6

862190-4

24,10 x 6,00 x 101,60 x 45°

## 77,000 mm

7

E5,

972401-8

Hydro





**78,000 mm**

**8**

B5 (8 V) , B6 (8 V) ,

972401-8

Hydro

**79,000 mm**

**9**

FYJA , FYJB ,

852183-4

30,10 x 6,00 x 96,90 x 45°

852189-4

30,00 x 6,00 x 99,10 x 45°

862184-4

24,30 x 6,00 x 99,70 x 45°

862188-4

24,50 x 6,00 x 96,70 x 45°

862190-4

24,10 x 6,00 x 101,60 x 45°

M-6

**79,000 mm**

**10**

HXJA ,

852189-4

30,00 x 6,00 x 99,10 x 45°

M-6

**79,000 mm**

**11**

JQMA , JQMB , JTJA , JTJB , JTMA , M8MA ,

882111-4

9,53 x 5,00 x 36,00 | IN | EX

**80,600 mm**

**12**

EYDE ,

852111-4

33,10 x 6,00 x 98,30 x 45°

**81,600 mm**

**13**

LCBB , LCBC , LCBE ,

M-6

865153-5

27,00 x 6,00 x 103,30 x 45°

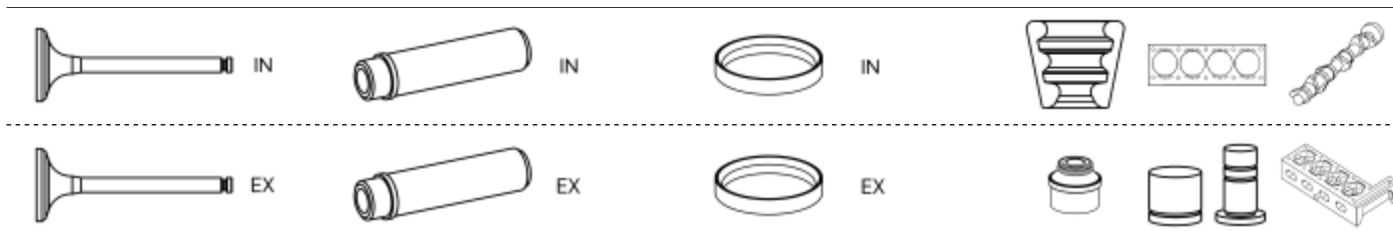
**83,000 mm**

**14**

JZDA ,

915101-8

Ø 6,00



<b>83,000 mm</b>	<b>15</b>
------------------	-----------

HUBA , HYDA , HYDB ,

M-6

<b>865153-5</b>	27,00 x 6,00 x 103,30 x 45°	<b>915101-8</b>	Ø 6,00
-----------------	-----------------------------	-----------------	--------

<b>84,000 mm</b>	<b>16</b>
------------------	-----------

BCCA , BCCB , BCFB , YLDA ,

<b>852129-4</b>	28,00 x 5,50 x 99,80 x 45°
-----------------	----------------------------

<b>862130-4</b>	25,50 x 5,50 x 99,90 x 45°
-----------------	----------------------------

<b>84,010 mm</b>	<b>17</b>
------------------	-----------

BLFB , BLRA , YMF6 , YMFS , YNF6 ,

<b>852129-4</b>	28,00 x 5,50 x 99,80 x 45°
-----------------	----------------------------

<b>862130-4</b>	25,50 x 5,50 x 99,90 x 45°
-----------------	----------------------------

<b>84,800 mm</b>	<b>18</b>
------------------	-----------

EDDB ,

<b>852111-4</b>	33,10 x 6,00 x 98,30 x 45°	<b>882104-4</b>	12,00 x 6,00 x 36,00   IN   EX
-----------------	----------------------------	-----------------	--------------------------------

<b>852185-4</b>	32,00 x 6,00 x 97,20 x 45°
-----------------	----------------------------

<b>84,800 mm</b>	<b>19</b>
------------------	-----------

EDDD ,

<b>852111-4</b>	33,10 x 6,00 x 98,30 x 45°
-----------------	----------------------------

<b>84,800 mm</b>	<b>20</b>
------------------	-----------

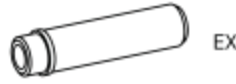
NGA , NGC , NGD ,

<b>852169-4</b>	32,00 x 6,00 x 97,10 x 45°	<b>882104-4</b>	12,00 x 6,00 x 36,00   IN   EX
-----------------	----------------------------	-----------------	--------------------------------

<b>852185-4</b>	32,00 x 6,00 x 97,20 x 45°
-----------------	----------------------------

<b>862170-4</b>	28,10 x 6,00 x 96,70 x 45°
-----------------	----------------------------

<b>862186-4</b>	28,10 x 6,00 x 96,80 x 45°
-----------------	----------------------------



## 84,800 mm

21

NGB ,

**852185-4**

32,00 x 6,00 x 97,20 x 45°

**882104-4**

12,00 x 6,00 x 36,00 | IN | EX

**862186-4**

28,10 x 6,00 x 96,80 x 45°

## 85,000 mm

22

G6DA ,

**853770-4**

29,90 x 6,00 x 106,00 x 45°

**883704-4**

10,52 x 6,00 x 41,50 | IN | EX

**853772-4**

30,00 x 6,00 x 105,00 x 45°

**863771-4**

25,00 x 6,00 x 106,25 x 45°

**863773-4**

25,10 x 6,00 x 105,10 x 45°

## 85,000 mm

23

AZBA , QXBA , QXBB ,

**853772-4**

30,00 x 6,00 x 105,00 x 45°

**883704-4**

10,52 x 6,00 x 41,50 | IN | EX

**M-6**

**863773-4**

25,10 x 6,00 x 105,10 x 45°

## 85,000 mm

24

D 4204 T ,

**853772-4**

30,00 x 6,00 x 105,00 x 45°

**M-6**

**863773-4**

25,10 x 6,00 x 105,10 x 45°

## 85,000 mm

25

TXBA , TXBB , TXDB , TXMA ,

**883704-4**

10,52 x 6,00 x 41,50 | IN | EX

**M-6**

**863773-4**

25,10 x 6,00 x 105,10 x 45°

## 86,000 mm

26

NSF , NSG ,

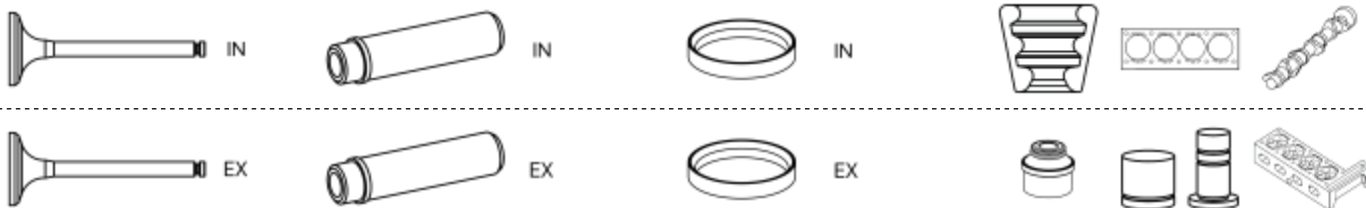
**882110-4**

13,55 x 7,00 x 43,00 | IN | EX

**M-7**

**972101-8**

Hydro



## 86,000 mm

27

CV24 , CVFF , CVR5 , CVRA , CVRB , CVRC , CYF4 , CYFA , CYFB , CYFC , CYFF , SRFA , SRFB , SRFC , SRFD , SRFE , UYR6 ,

852115-4

M-7

29,80 x 7,00 x 122,00 x 30°

862116-4

25,80 x 7,00 x 122,00 x 45°

## 88,900 mm

28

6A ,

880226-4

R-7

12,08 x 7,00 x 38,00 | IN | EX

## 89,900 mm

29

H9FA ,

852115-4

M-7

29,80 x 7,00 x 122,00 x 30°

852117-4

31,40 x 7,00 x 122,00 x 30°

862116-4

25,80 x 7,00 x 122,00 x 45°

862118-4

27,90 x 7,00 x 122,00 x 45°

## 89,900 mm

30

H9FB , SAFA ,

852115-4

M-7

29,80 x 7,00 x 122,00 x 30°

862116-4

25,80 x 7,00 x 122,00 x 45°

## 89,900 mm

31

D2FA , D4FA , DOFA , F4FA , FXFA , JXFA , PHFC ,

852117-4

M-7

31,40 x 7,00 x 122,00 x 30°

862118-4

27,90 x 7,00 x 122,00 x 45°

## 90,200 mm

32

QVFA ,

852115-4

29,80 x 7,00 x 122,00 x 30°

862116-4

25,80 x 7,00 x 122,00 x 45°

## 90,800 mm

33

NE ,

852137-4

M-8

42,10 x 8,00 x 111,20 x 45°



IN



IN



IN



EX



EX



EX



**92,300 mm**

**34**

ATQ,







**860234-4**

30,00 x 6,00 x 104,20 x 45°

**860236-5**

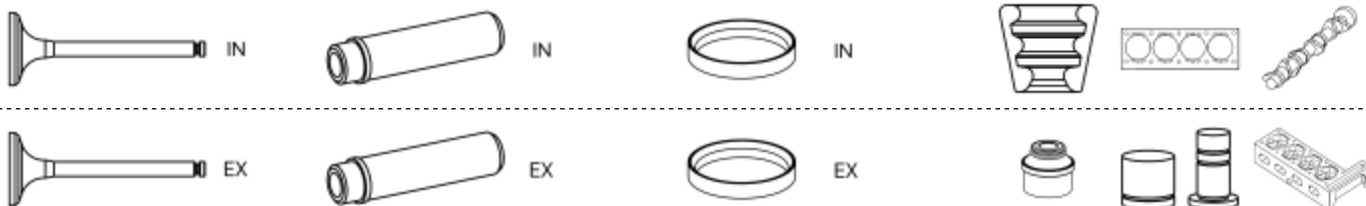
27,15 x 6,00 x 136,30 x 45°



	 ENGINE	 00000	ccm		kW		 1 POS
EDGE 2.0 EcoBlue AWD	BCCA	08.18	1995	D	140 kW	554	15
EDGE 2.0 EcoBlue AWD	BCCB	08.18	1995	D	140 kW	554	15
EDGE 2.0 EcoBlue AWD	BCCC	08.18	1995	D	140 kW	554	15
EDGE 2.0 EcoBlue AWD	YLCA	08.18	1995	D	175 kW	554	15
EDGE 2.0 EcoBlue AWD	YLCB	08.18	1995	D	175 kW	554	15
EDGE 2.0 EcoBlue	YMCA	08.18	1995	D	110 kW	554	15
EDGE 2.0 EcoBlue	YMCB	08.18	1995	D	110 kW	554	15
ESCORT Kombi 1.6 i	L1K	01.01 - 08.02	1597	B	70 kW	552	2
ESCORT Kombi 1.6	LP1	09.81 - 12.85	1599	B	52 kW	552	5
ESCORT Kombi 1.9 GL	LSF	09.84 - 04.88	1859	B	64 kW	553	11
ESCORT Schrägheck 1.6	LP1	01.81 - 12.85	1599	B	52 kW	552	5
ESCORT Schrägheck 1.9	LSF	05.85 - 04.88	1859	B	64 kW	553	11
ESCORT Schrägheck 1.9	LSF	09.84 - 12.90	1859	B	66 kW	553	11
ESCORT Stufenheck 1.6 i	L1K	01.01 - 08.02	1597	B	70 kW	552	2
ESCORT Stufenheck 1.9	LSF	09.91 - 05.96	1859	B	66 kW	553	11
EXP Schrägheck 1.6	LP1	09.81 - 12.85	1599	B	52 kW	552	5
F-100 2.5	A79	01.93 - 11.99	2509	D	85 kW	554	16
PAMPA 1.6	81448	04.93 - 12.96	1554	B	56 kW	552	3
PAMPA 1.6	81448	04.93 - 12.96	1554	B	61 kW	552	3
PAMPA 1.6	CHT 1600	06.82 - 12.89	1555	B	54 kW	552	3
ROYALE 1.8 i	UDB	02.94 - 10.96	1781	B	68 kW	553	8
ROYALE 1.8 Álcool	UEB	02.94 - 10.96	1781	E	68 kW	553	10
ROYALE 1.8 Álcool	UE	02.92 - 01.94	1781	E	73 kW	553	9
ROYALE 1.8	UD	02.92 - 01.94	1781	B	67 kW	553	8
ROYALE 2.0 Álcool	ABK	01.94 - 10.96	1984	E	87 kW	553	12
ROYALE 2.0 Álcool	UR	02.92 - 08.94	1984	E	92 kW	554	14
ROYALE 2.0	ABK	02.92 - 08.93	1984	B	87 kW	553	12
ROYALE 2.0	ABK	05.92 - 08.94	1984	B	92 kW	553	12
VERONA 1.6	UN	06.94 - 01.95	1595	B	59 kW	553	9
VERONA 2.0	ABK	10.93 - 01.95	1984	B	85 kW	553	12
VERONA 2.0	ACX	05.93 - 08.96	1984	B	78 kW	553	13
VERSAILLES 1.8 Álcool	UEB	02.94 - 10.96	1781	E	72 kW	553	10
VERSAILLES 1.8 Álcool	UE	06.91 - 01.94	1781	E	73 kW	553	9
VERSAILLES 2.0 Álcool	URA	01.94 - 10.96	1984	E	89 kW	554	14
VERSAILLES 2.0 Álcool	UR	03.91 - 08.94	1984	E	92 kW	554	14
VERSAILLES 2.0	ABK	03.91 - 08.93	1984	B	87 kW	553	12
VERSAILLES 2.0	ABK	05.91 - 10.96	1984	B	82 kW	553	12
VERSAILLES 2.0	ABK	03.91 - 09.96	1984	B	85 kW	553	12



ENGINE			ccm	kW			1 POS	ENGINE			ccm	kW			1 POS
21418	77,000	4	1555	52 - 55 kW	B	552	3	RDA	80,600	4	1796	67 - 85 kW	B	552	6
21448	77,000	4	1554	48 - 55 kW	B	552	3	RTD	81,000	4	1781	64 - 72 kW	B	552	7
81448	77,000	4	1554	48 - 61 kW	B	552	3	UDB	81,000	4	1781	68 - 73 kW	B	553	8
A79	90,740	4	2509	85 kW	D	554	16	UD	81,000	4	1781	67 kW	B	553	8
ABK	82,500	4	1984	82 - 92 kW	B	553	12	UEB	81,000	4	1781	68 - 72 kW	B	553	10
ACX	82,500	4	1984	78 - 80 kW	B	553	13	UE	81,000	4	1781	73 kW	B	553	9
BCCA	84,000	4	1995	140 kW	D	554	15	UNCA	79,000	4	1499	132 - 133 kW	B	552	4
BCCB	84,000	4	1995	140 kW	D	554	15	UN	81,000	4	1595	53 - 59 kW	B	553	9
BCCC	84,000	4	1995	140 kW	D	554	15	URA	82,500	4	1984	89 kW	B	554	14
BF2	82,500	4	1984	86 - 93 kW	B	554	14	UR	82,500	4	1984	92 kW	B	554	14
CHT 1600	77,000	4	1555	48 - 55 kW	B	552	3	YLCA	84,000	4	1995	175 kW	D	554	15
L1K	76,000	4	1597	66 - 70 kW	B	552	2	YLCB	84,000	4	1995	175 kW	D	554	15
LP1	80,000	4	1599	52 - 58 kW	B	552	5	YMCA	84,000	4	1995	110 kW	D	554	15
LSF	82,000	4	1859	64 - 66 kW	B	553	11	YMCB	84,000	4	1995	110 kW	D	554	15
P4JA	71,900	3	998	63 - 63 kW	B	552	1								



<b>71,900 mm</b>	<b>1</b>
------------------	----------

P4JA ,	
<b>852135-6</b>	<b>882111-4</b>
27,00 x 5,00 x 96,20 x 45°	9,53 x 5,00 x 36,00   IN   EX
<b>862136-6</b>	
23,00 x 5,00 x 98,20 x 45°	

<b>76,000 mm</b>	<b>2</b>
------------------	----------

L1K ,	
<b>882104-4</b>	
12,00 x 6,00 x 36,00   IN   EX	
<b>862188-4</b>	<b>972103-8</b>
24,50 x 6,00 x 96,70 x 45°	Hydro

<b>77,000 mm</b>	<b>3</b>
------------------	----------

21418 , 21448 , 81448 , CHT 1600 ,	
	<b>912801-8</b>
	Ø 8,00

<b>79,000 mm</b>	<b>4</b>
------------------	----------

UNCA ,	
<b>882111-4</b>	
9,53 x 5,00 x 36,00   IN   EX	

<b>80,000 mm</b>	<b>5</b>
------------------	----------

LP1 ,	
	<b>972102-8</b>
	Hydro

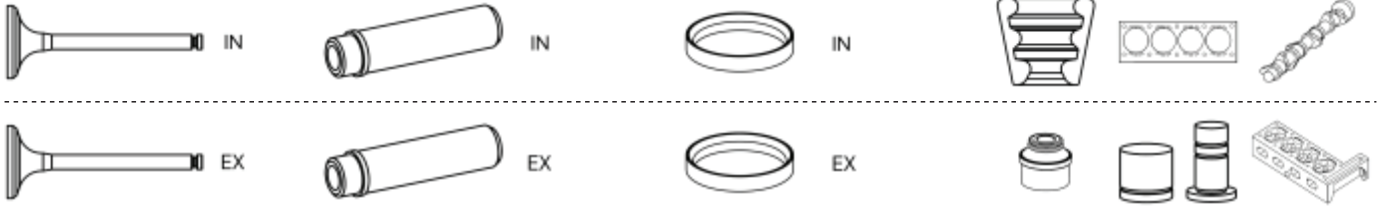
<b>80,600 mm</b>	<b>6</b>
------------------	----------

RDA ,	
<b>852185-4</b>	<b>882104-4</b>
32,00 x 6,00 x 97,20 x 45°	12,00 x 6,00 x 36,00   IN   EX
<b>862186-4</b>	
28,10 x 6,00 x 96,80 x 45°	

<b>81,000 mm</b>	<b>7</b>
------------------	----------

RTD ,	
<b>852113-4</b>	
36,50 x 8,00 x 107,00 x 45°	





81,000 mm

8

UDB, UD,

912801-8

Ø 8,00

915001-8

Ø 7,00

81,000 mm

9

UE, UN,

905002-1

912801-8

Ø 8,00

81,000 mm

10

UEB,

912801-8

Ø 8,00

82,000 mm

11

LSF,

852011-4

21,90 x 6,00 x 109,20 x 45°

882078-4

10,035 x 6,00 x 43,00 | IN | EX

882102-4

13,57 x 8,00 x 67,90 | IN | EX

82,500 mm

12

ABK,

880227-4

12,08 x 7,00 x 36,00 | IN | EX

M-7

M-8

860228-4

33,00 x 7,00 x 91,20 x 45°

860232-4

33,00 x 7,00 x 91,00 x 45°

912801-8

Ø 8,00

915001-8

Ø 7,00

82,500 mm

13

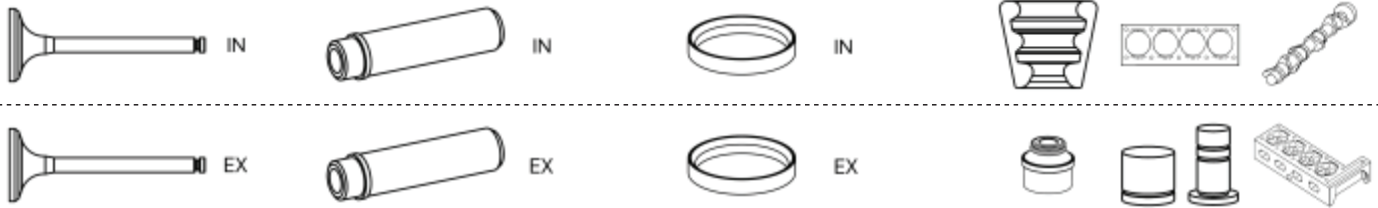
ACX,

M-7

M-8

860228-4

33,00 x 7,00 x 91,20 x 45°



**82,500 mm**

**14**

BF2 , URA , UR ,

**912801-8**

Ø 8,00

**84,000 mm**

**15**

BCCA , BCCB , BCCC , YLCA , YLCB , YMCA , YMCB ,

**852129-4**

28,00 x 5,50 x 99,80 x 45°

**862130-4**

25,50 x 5,50 x 99,90 x 45°

**90,740 mm**








**16**











A79 ,

**913502-8**

Ø 7,00



							
AOLING 2.8 D	4JB1	02.98 - 08.01	2771	D	57 kW	557	2
MPX Bus 2.0	4G63	03.07 - 12.12	1997	B	84 kW	557	1
MPX-E Bus 2.0	4G63	01.14	1997	B	90 kW	557	1
SURF 2.8 D	4JB1	02.00 - 08.03	2771	D	57 kW	557	2
SURF 2.8 TD	4JB1-T	02.00 - 08.03	2771	D	74 kW	557	2
VIEW G7 Bus (BJ6_) 2.8 D	4JB1-T	04.14	2771	D	70 kW	557	2
VIEW G7 Kasten 2.8	4JB1-T	12.18	2771	D	70 kW	557	2

			<b>ccm</b>	<b>kW</b>			<b>1</b> POS				<b>ccm</b>	<b>kW</b>			<b>1</b> POS
4G63	85,000	4	1997	84 - 90 kW	B	557	1	4JB1	93,000	4	2771	57 kW	D	557	2
4JB1-T	93,000	4	2771	68 - 74 kW	D	557	2								



## 85,000 mm

1

4G63 ,

**852403-4**

34,00 x 6,50 x 109,60 x 45°

**858707-4**

34,00 x 6,50 x 109,70 x 45°

**862404-4**

30,50 x 6,50 x 109,70 x 45°

**868708-4**

30,50 x 6,50 x 109,70 x 45°

## 93,000 mm

2

4JB1-T, 4JB1 ,







**858001-4**

40,00 x 8,00 x 118,30 x 45°

**868002-4**


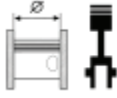




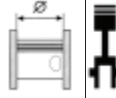



35,75 x 8,00 x 118,00 x 45°

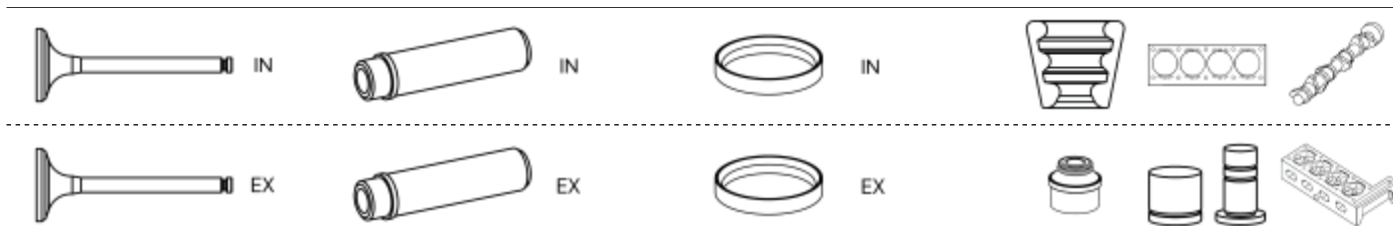


	 ENGINE	 00000	ccm		kW		 1 POS
SPRINTER 2500 Cab-Chassis 2.7 D	OM 612.981	09.04 - 12.06	2685	D	115 kW	560	4
SPRINTER 2500 Cab-Chassis 2.7 D	OM 612.981	09.04 - 12.06	2685	D	115 kW	560	4
SPRINTER 2500 Cab-Chassis 3.0 CDI 4WD	EXM	09.14	2987	D	140 kW	560	1
SPRINTER 2500 Cab-Chassis 3.0 CDI	EXM	09.10	2987	D	140 kW	560	1
SPRINTER 2500 Cab-Chassis 3.0 D	EXM	09.06 - 12.07	2987	D	135 kW	560	1
SPRINTER 2500 Cab-Chassis 3.0 D	OM 642.993	09.06 - 12.07	2987	D	135 kW	560	2
SPRINTER 2500 Extended Cargo Van 2.1 CDI 4WD	OM 651.955	09.14	2143	D	120 kW	560	3
SPRINTER 2500 Extended Cargo Van 2.1 CDI	OM 651.955	09.13	2143	D	120 kW	560	3
SPRINTER 2500 Extended Cargo Van 3.0 CDI 4WD	EXM	09.14	2987	D	140 kW	560	1
SPRINTER 2500 Extended Cargo Van 3.0 CDI	EXM	09.13	2987	D	140 kW	560	1
SPRINTER 2500 Standard Cargo Van 2.1 CDI 4WD	OM 651.955	09.14	2143	D	120 kW	560	3
SPRINTER 2500 Standard Cargo Van 2.1 CDI	OM 651.955	09.13	2143	D	120 kW	560	3
SPRINTER 2500 Standard Cargo Van 3.0 CDI 4WD	EXM	09.14	2987	D	140 kW	560	1
SPRINTER 2500 Standard Cargo Van 3.0 CDI	EXM	09.10	2987	D	140 kW	560	1
SPRINTER 2500 Standard Cargo Van 3.5	EG2	09.06 - 12.08	3498	B	200 kW	560	5
SPRINTER 2500 Standard Passenger Van 2.1 CDI 4WD	OM 651.955	09.14	2143	D	120 kW	560	3
SPRINTER 2500 Standard Passenger Van 2.1 CDI	OM 651.955	09.13	2143	D	120 kW	560	3
SPRINTER 2500 Standard Passenger Van 3.0 CDI 4WD	EXM	09.14	2987	D	140 kW	560	1
SPRINTER 2500 Standard Passenger Van 3.0 CDI	EXM	09.10	2987	D	140 kW	560	1
SPRINTER 2500 Standard Passenger Van 3.5	EG2	09.06 - 12.08	3498	B	200 kW	560	5
SPRINTER 3500 Cab-Chassis 2.1 CDI 4WD	OM 651.955	09.14	2143	D	120 kW	560	3
SPRINTER 3500 Cab-Chassis 2.1 CDI	OM 651.955	09.13	2143	D	120 kW	560	3
SPRINTER 3500 Extended Cargo Van 2.1 CDI 4WD	OM 651.955	09.14	2143	D	120 kW	560	3
SPRINTER 3500 Extended Cargo Van 2.1 CDI	OM 651.955	09.13	2143	D	120 kW	560	3
SPRINTER 3500 Extended Cargo Van 3.0 CDI 4WD	EXM	09.14	2987	D	140 kW	560	1
SPRINTER 3500 Extended Cargo Van 3.0 CDI	EXM	09.13	2987	D	140 kW	560	1
SPRINTER 3500 Standard Cargo Van 2.1 CDI 4WD	OM 651.955	09.14	2143	D	120 kW	560	3
SPRINTER 3500 Standard Cargo Van 2.1 CDI	OM 651.955	09.13	2143	D	120 kW	560	3
SPRINTER 3500 Standard Cargo Van 3.0 CDI 4WD	EXM	09.14	2987	D	140 kW	560	1
SPRINTER 3500 Standard Cargo Van 3.0 CDI	EXM	09.10	2987	D	140 kW	560	1
SPRINTER 3500 Standard Cargo Van 3.5	EG2	09.06 - 12.08	3498	B	190 kW	560	5
SPRINTER 3500 Standard Passenger Van 2.1 CDI	OM 651.955	09.13	2143	D	120 kW	560	3
SPRINTER 3500 Standard Passenger Van 3.0 CDI	EXM	09.06 - 12.07	2987	D	135 kW	560	1
SPRINTER 3500 Standard Passenger Van 3.0 CDI	OM 642.993	09.06 - 12.07	2987	D	135 kW	560	2
SPRINTER 3500 Standard Passenger Van 3.5	EG2	09.06 - 12.07	3498	B	200 kW	560	5



# FREIGHTLINER

			ccm	kW			1 POS				ccm	kW			1 POS
DD13	132,000	6	12809	331 - 512 kW	D	560	7	MBE 4000	128,000	6	12816	261 - 336 kW	D	560	6
DD15	139,000	6	14841	339 - 512 kW	D	560	8	OM 612.981	88,000	5	2685	115 kW	D	560	4
EG2	93,000	6	3498	190 - 200 kW	B	560	5	OM 642.993	83,000	6	2987	135 kW	D	560	2
EXM	83,000	6	2987	135 - 140 kW	D	560	1	OM 651.955	83,000	4	2143	120 kW	D	560	3



<b>83,000 mm</b>		<b>1</b>
------------------	--	----------

EXM ,

**915097-8**  
Ø 6,00

<b>83,000 mm</b>		<b>2</b>
------------------	--	----------

OM 642.993 ,

<b>851073-3</b>	<b>881020-4</b>	<b>M-6</b>	
28,50 x 6,00 x 102,30 x 45°	11,55 x 6,00 x 34,50   IN   EX		

<b>861074-3</b>		<b>915097-8</b>
25,40 x 6,00 x 102,30 x 45°		Ø 6,00

<b>83,000 mm</b>		<b>3</b>
------------------	--	----------

OM 651.955 ,

<b>851211-4</b>	<b>881021-4</b>	<b>M-6</b>	<b>901034-1</b>
28,45 x 6,00 x 108,90 x 45°	11,04 x 6,00 x 41,00   IN   EX		

<b>861212-4</b>		<b>915097-8</b>
24,60 x 6,00 x 109,20 x 45°		Ø 6,00

<b>88,000 mm</b>		<b>4</b>
------------------	--	----------

OM 612.981 ,

<b>851011-4</b>		<b>901035-1</b>
30,15 x 7,00 x 103,95 x 45°		

<b>881010-4</b>	
12,57 x 7,00 x 37,50   EX	

<b>93,000 mm</b>		<b>5</b>
------------------	--	----------

EG2 ,

**915097-8**  
Ø 6,00

<b>128,000 mm</b>		<b>6</b>
-------------------	--	----------

MBE 4000 ,

**911002-8**  
Ø 9,00

<b>132,000 mm</b>		<b>7</b>
-------------------	--	----------

DD13 ,

<b>851075-6</b>	<b>881006-4</b>	
45,00 x 9,50 x 240,00 x 20°	15,04 x 9,50 x 98,10   IN   EX	








<b>139,000 mm</b>		<b>8</b>
-------------------	--	----------

DD15 ,















<b>881006-4</b>	
15,04 x 9,50 x 98,10   IN   EX	





							
TRUMPCHI GA5 2.0	4B20K1	12.10 - 12.12	1969	B	110 kW	563	1



 ENGINE	 Ø	 ccm	 kW			 1 POS	 ENGINE	 Ø	 ccm	 kW			 1 POS		
4B20K1	83,000	4	1969	110 kW	B	563	1	4JB1	93,000	4	2771	57 kW	D	563	2



**83,000 mm**

**1**

4B20K1,

**915001-8**

Ø 7,00

**93,000 mm**

**2**

4JB1,

**858001-4**

40,00 x 8,00 x 118,30 x 45°

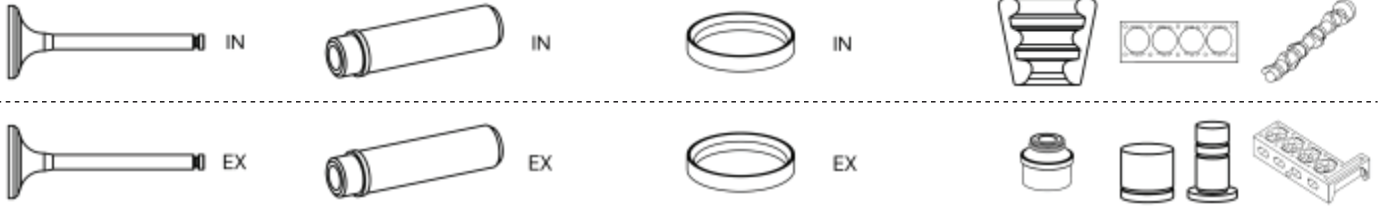
**868002-4**

35,75 x 8,00 x 118,00 x 45°

**siehe Motorenliste**  
**see engline list**  
**voir la liste des moteurs**  
**ver lista de motores**  
**см. список двигателей**  
**تالكر حطما قمىق رظنا**



ENGINE			ccm		kW					ENGINE			ccm		kW				
6LXB	120,650	6	10454	94 - 138 kW	D	566	2			8LXB	120,600	8	13930	162 kW	D	566	1		
6LXC	120,650	6	10454	142 kW	D	566	2			8LXC	120,600	8	13930	177 kW	D	566	1		



**120,600 mm**

**1**

8LXB , 8LXC ,

**856203-6**

53,00 x 9,50 x 152,00 x 30°

**866204-6**

46,80 x 9,50 x 151,70 x 30°

**120,650 mm**

**2**

6LXB , 6LXC ,








**856203-6**











53,00 x 9,50 x 152,00 x 30°

**866204-6**

46,80 x 9,50 x 151,70 x 30°



							
GAZELLE NEXT Kasten 2.0 TDi (A31R22, A31R32, A32R22, A32R32)	CSL	12.20	1968	D	100 kW	569	1
GAZELLE NEXT Pritsche/Fahrgestell 2.0 TDi (A21R22, A21R32, A22R22, A22R32)	CSL	12.20	1968	D	100 kW	569	1
GAZELLE NN Kasten 2.0 TDi (A31R22, A31R32, A32R22, A32R32)	CSL	08.21	1968	D	100 kW	569	1
GAZELLE NN Pritsche/Fahrgestell 2.0 TDi (A21R22, A21R32, A22R22, A22R32)	CSL	08.21	1968	D	100 kW	569	1

			<b>ccm</b>	<b>kW</b>			<b>1</b> POS				<b>ccm</b>	<b>kW</b>			<b>1</b> POS
CSL	81,000	4	1968	100 kW	D	569	1	M22T	92,000	0	2445	59 - 70 kW		569	2
M21	92,000	0	2445	55 kW	B	569	2	M24	92,000	0	2445	59 - 70 kW		569	2
M22G	92,000	0	2445	59 - 70 kW		569	2								





81,000 mm

1

CSL ,

915097-8

Ø 6,00

92,000 mm

2

M21 , M22G , M22T , M24 ,

853001-4

883001-4

47,35 x 9,00 x 117,30 x 45°

17,05 x 9,00 x 57,00 | IN

863002-4

883002-4

39,25 x 9,00 x 117,30 x 45°

17,05 x 9,00 x 59,50 | EX

913010-8











975001-8

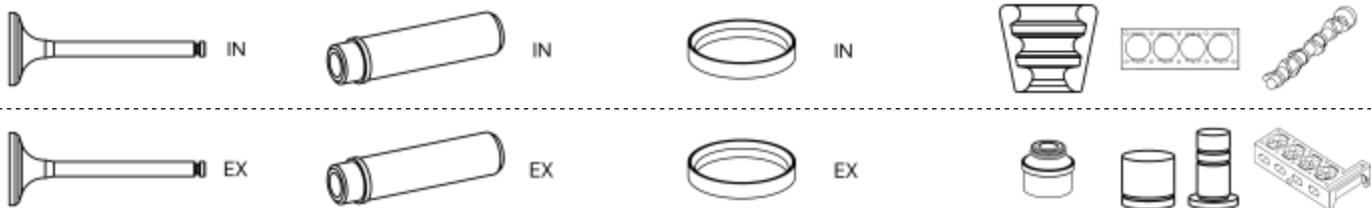
Ø 9,00

Hydro

**siehe Motorenliste**  
**see engline list**  
**voir la liste des moteurs**  
**ver lista de motores**  
**см. список двигателей**  
**تالتر حطلا قمىق رظنا**



			ccm	kW			1 POS				ccm	kW			1 POS
F4AE0681A	102,000	6	5883	202 - 220 kW	D	572	1	PE 265 C	118,000	6	9200	265 kW	D	572	2
F4AE0681B	102,000	6	5883	176 kW	D	572	1	XE 250 C	130,000	6	12580	250 kW	D	572	3
F4AE0681D	102,000	6	5883	132 - 155 kW	D	572	1	XE 280 C	130,000	6	12580	280 kW	D	572	3
MX 340	130,000	6	12903	340 kW	D	572	4	XE 315 C	130,000	6	12580	315 kW	D	572	5
PE 228 C	118,000	6	9200	228 kW	D	572	2	XE 355 C	130,000	6	12580	355 kW	D	572	5



## 102,000 mm

1

F4AE0681A , F4AE0681B , F4AE0681D ,

**852031-4**

R-7

33,00 x 7,00 x 125,00 x 30°

**862032-4**

33,00 x 7,00 x 124,30 x 45°

## 118,000 mm

2

PE 228 C , PE 265 C ,

**851319-6**

**881316-6**

R-9

40,60 x 9,00 x 158,20 x 15°

15,00 x 9,00 x 76,50 | IN | EX

**861320-6**

37,10 x 9,00 x 154,30 x 45°

## 130,000 mm

3

XE 250 C , XE 280 C ,

**851311-6**

45,60 x 9,00 x 163,50 x 30°

**851313-6**

45,50 x 9,00 x 163,60 x 20°

**861314-6**

42,60 x 9,00 x 158,70 x 45°

**861316-6**

42,60 x 9,00 x 159,00 x 30°

## 130,000 mm

4

MX 340 ,

**851321-6**

45,60 x 10,00 x 169,40 x 20°

**861322-6**

42,60 x 10,00 x 168,60 x 30°

## 130,000 mm

5

XE 315 C , XE 355 C ,

**851311-6**

**881316-6**

45,60 x 9,00 x 163,50 x 30°

15,00 x 9,00 x 76,50 | IN | EX

**851313-6**

45,50 x 9,00 x 163,60 x 20°








**861314-6**











42,60 x 9,00 x 158,70 x 45°

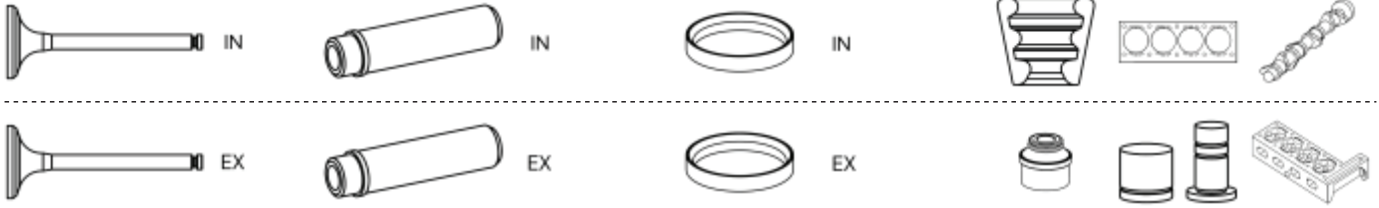
**861316-6**

42,60 x 9,00 x 159,00 x 30°



							
CANYON Crew Cab Pickup 2.8 D 4WD	LWN	09.15	2776	D	135 kW	575	4
CANYON Crew Cab Pickup 2.8 D	LWN	09.15	2776	D	135 kW	575	4
CANYON Extended Cab Pickup 2.8 D 4WD	LWN	09.15	2776	D	135 kW	575	4
CANYON Extended Cab Pickup 2.8 D	LWN	09.15	2776	D	135 kW	575	4
S15 Cab-Chassis 1.9 4WD	LR1	09.82 - 12.85	1949	B	63 kW	575	2
S15 Cab-Chassis 1.9	LR1	09.82 - 12.85	1949	B	63 kW	575	2
S15 Cab-Chassis 2.8 4WD	LR2	09.84 - 12.85	2838	B	86 kW	575	3
S15 Cab-Chassis 2.8 4WD	LR2	09.85 - 12.90	2838	B	93 kW	575	3
S15 Cab-Chassis 2.8 4WD	LR2	09.82 - 12.84	2838	B	82 kW	575	3
S15 Cab-Chassis 2.8	LR2	09.84 - 12.85	2838	B	86 kW	575	3
S15 Cab-Chassis 2.8	LR2	09.85 - 12.90	2838	B	93 kW	575	3
S15 Cab-Chassis 2.8	LR2	09.82 - 12.84	2838	B	82 kW	575	3
S15 Extended Cab Pickup 1.9 4WD	LR1	09.82 - 12.85	1949	B	63 kW	575	2
S15 Extended Cab Pickup 1.9	LR1	09.81 - 12.85	1949	B	63 kW	575	2
S15 Extended Cab Pickup 2.8 4WD	LR2	09.84 - 12.85	2838	B	86 kW	575	3
S15 Extended Cab Pickup 2.8 4WD	LR2	09.87 - 12.90	2838	B	93 kW	575	3
S15 Extended Cab Pickup 2.8 4WD	LR2	09.82 - 12.84	2838	B	82 kW	575	3
S15 Extended Cab Pickup 2.8	LR2	09.84 - 12.85	2838	B	86 kW	575	3
S15 Extended Cab Pickup 2.8	LR2	09.85 - 12.90	2838	B	93 kW	575	3
S15 Extended Cab Pickup 2.8	LR2	09.81 - 12.84	2838	B	82 kW	575	3
S15 JIMMY SUV 1.9 4WD	LR1	09.82 - 12.84	1949	B	61 kW	575	2
S15 JIMMY SUV 1.9	LR1	09.82 - 12.84	1949	B	61 kW	575	2
S15 JIMMY SUV 2.8 4WD	LR2	09.84 - 12.85	2838	B	86 kW	575	3
S15 JIMMY SUV 2.8 4WD	LR2	09.85 - 12.89	2838	B	93 kW	575	3
S15 JIMMY SUV 2.8 4WD	LR2	09.82 - 12.84	2838	B	82 kW	575	3
S15 JIMMY SUV 2.8	LR2	09.84 - 12.85	2838	B	86 kW	575	3
S15 JIMMY SUV 2.8	LR2	09.85 - 12.89	2838	B	93 kW	575	3
S15 JIMMY SUV 2.8	LR2	09.82 - 12.84	2838	B	82 kW	575	3
S15 Standard Cab Pickup 1.9 4WD	LR1	09.84 - 12.85	1949	B	63 kW	575	2
S15 Standard Cab Pickup 1.9	LR1	09.84 - 12.85	1949	B	63 kW	575	2
S15 Standard Cab Pickup 2.8 4WD	LR2	09.84 - 12.85	2838	B	86 kW	575	3
S15 Standard Cab Pickup 2.8 4WD	LR2	09.85 - 12.90	2838	B	93 kW	575	3
S15 Standard Cab Pickup 2.8 4WD	LR2	09.82 - 12.83	2838	B	82 kW	575	3
S15 Standard Cab Pickup 2.8	LR2	09.84 - 12.85	2838	B	86 kW	575	3
S15 Standard Cab Pickup 2.8	LR2	09.85 - 12.90	2838	B	93 kW	575	3
S15 Standard Cab Pickup 2.8	LR2	09.82 - 12.83	2838	B	82 kW	575	3
SAVANA 2500 Standard Cargo Van 2.8 D	LWN	11.17	2776	D	135 kW	575	4
SAVANA 2500 Standard Passenger Van 2.8 D	LWN	11.17	2776	D	135 kW	575	4
SAVANA 3500 Cutaway Van 2.8 D	LWN	11.17	2776	D	135 kW	575	4
SAVANA 3500 Extended Cargo Van 2.8 D	LWN	11.17	2776	D	135 kW	575	4
SAVANA 3500 Extended Passenger Van 2.8 D	LWN	11.17	2776	D	135 kW	575	4
SAVANA 3500 Standard Cargo Van 2.8 D	LWN	11.17	2776	D	135 kW	575	4

			<b>ccm</b>	<b>kW</b>			<b>1</b> POS				<b>ccm</b>	<b>kW</b>			<b>1</b> POS
LR1	83,000	4	1949	61 - 63 kW	B	575	2	LUJ	72,500	4	1364	103 kW	B	575	1
LR2	89,000	6	2838	82 - 93 kW	B	575	3	LWN	94,000	4	2776	135 kW	D	575	4



**72,500 mm**

**1**

LUJ ,

**853504-4**

28,00 x 5,00 x 93,85 x 45°

**862164-4**

24,60 x 6,00 x 96,90 x 45°

**863505-4**

25,00 x 5,00 x 93,85 x 45°

**83,000 mm**

**2**

LR1 ,

**512109-1**

**89,000 mm**

**3**

LR2 ,

**M-8**

**512109-1**







**94,000 mm**

**4**

LWN ,


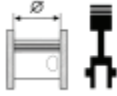




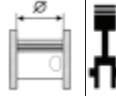



**915097-8**

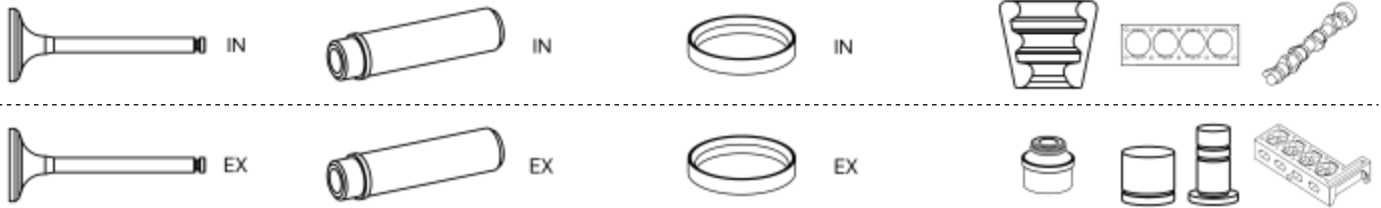
Ø 6,00

	 ENGINE	 00000	ccm		kW		 1 POS
TROY Pick-up 2.8 D 4x4	4JB1	01.08	2771	D	57 kW	578	1
TROY Pick-up 2.8 D	4JB1	01.08	2771	D	57 kW	578	1
TROY Pick-up 2.8 TD 4x4	4JB1-T	01.08	2771	D	68 kW	578	1
TROY Pick-up 2.8 TD	4JB1-T	01.08	2771	D	68 kW	578	1
TROY Pritsche/Fahrgestell 2.8 D	4JB1	06.04	2771	D	57 kW	578	1
X-SPACE 2.8 TD	4JB1-T	01.08 - 12.09	2771	D	68 kW	578	1





			<b>ccm</b>	<b>kW</b>			<b>1</b> POS				<b>ccm</b>	<b>kW</b>			<b>1</b> POS
4JB1-T	93,000	4	2771	68 kW	D	578	1	4JB1	93,000	4	2771	57 kW	D	578	1



**93,000 mm**

**1**

4JB1-T, 4JB1,

**858001-4**








40,00 x 8,00 x 118,30 x 45°

**868002-4**

35,75 x 8,00 x 118,00 x 45°













# GREAT WALL

							
SING 2.8 DNX EGR	4JB1	08.03 - 01.08	2771	D	57 kW	581	2
SING 2.8 TD	4JB1-T	01.08 - 05.10	2771	D	70 kW	581	2
SING 2.8 TD	4JB1-T	01.08 - 05.10	2771	D	70 kW	581	2

# GREAT WALL



			<b>ccm</b>	<b>kW</b>			<b>1</b> POS				<b>ccm</b>	<b>kW</b>			<b>1</b> POS
4G63	85,000	4	1997	93 kW	B	581	1	4JB1	93,000	4	2771	57 - 70 kW	D	581	2
4JB1-T	93,000	4	2771	70 kW	D	581	2								



# GREAT WALL



**85,000 mm**

**1**

4G63 ,

**852403-4**

34,00 x 6,50 x 109,60 x 45°

**858707-4**

34,00 x 6,50 x 109,70 x 45°

**862404-4**

30,50 x 6,50 x 109,70 x 45°

**868708-4**

30,50 x 6,50 x 109,70 x 45°

**93,000 mm**

**2**

4JB1-T , 4JB1 ,

**858001-4**


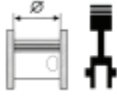




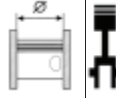



40,00 x 8,00 x 118,30 x 45°

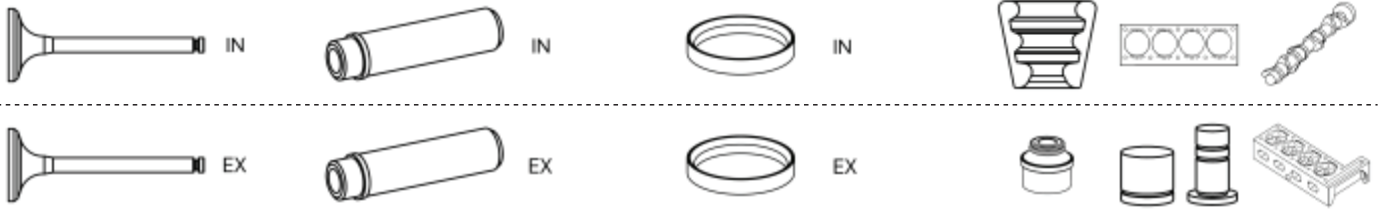
**868002-4**

35,75 x 8,00 x 118,00 x 45°

**siehe Motorenliste**  
**see engline list**  
**voir la liste des moteurs**  
**ver lista de motores**  
**см. список двигателей**  
**تالكر حطما قمىق رظنا**



			ccm	kW			1 POS				ccm	kW			1 POS
E 75	75,000	1	353	4 kW	D	584	1	ES 75	75,000	1	353	4 kW	D	584	1
E 780	82,000	1	528	6 kW	D	584	2	ES 780	82,000	1	528	8 kW	D	584	2
E 79	82,000	1	422	5 kW	D	584	2	ES 79	82,000	1	422	6 kW	D	584	2



## 75,000 mm

1

E 75 , ES 75 ,

852503-4

31,10 x 7,00 x 91,00 x 45°

## 82,000 mm

2

E 780 , E 79 , ES 780 , ES 79 ,






852503-4

31,10 x 7,00 x 91,00 x 45°





















ASTRA (AH) 1.8 i	Z 18 XER	04.07 - 03.10	1796	B	103 kW	591	18
ASTRA (AH) 1.8 i	Z 18 XE	07.05 - 03.07	1796	B	90 kW	591	17
ASTRA (AH) 1.9 CDTI	Z 19 DTH	06.06 - 03.10	1910	D	110 kW	592	22
ASTRA (AH) 1.9 CDTI	Z 19 DT	06.06 - 03.10	1910	D	88 kW	591	21
ASTRA (AH) 2.2 i	Z 22 YH	12.06 - 03.08	2198	B	110 kW	593	33
ASTRA Cabriolet (TS) 2.0 i Turbo	Z 20 LER	06.02 - 07.04	1998	B	147 kW	593	32
ASTRA Cabriolet (TS) 2.0 i Turbo	Z 20 LET	06.02 - 07.04	1998	B	147 kW	593	32
ASTRA Cabriolet (TS) 2.2 i	Z 22 SE	06.02 - 12.06	2198	B	108 kW	593	33
ASTRA Kombi (AH) 1.8 i	Z 18 XER	04.07 - 03.10	1796	B	103 kW	591	18
ASTRA Kombi (AH) 1.8 i	Z 18 XE	07.05 - 03.07	1796	B	90 kW	591	17
ASTRA Kombi (AH) 1.9 CDTI	Z 19 DT	08.08 - 03.10	1910	D	88 kW	591	21
ASTRA Kombi (BK) 1.4	B 14 XFT	09.17 - 10.18	1399	B	110 kW	589	4
ASTRA SPORTSBACK (AH) 1.8 i	Z 18 XER	04.07 - 03.10	1796	B	103 kW	591	18
ASTRA SPORTSBACK (AH) 1.8 i	Z 18 XE	07.05 - 03.08	1796	B	90 kW	591	17
ASTRA SPORTSBACK (AH) 2.0 i Turbo	Z 20 LER	06.06 - 03.10	1998	B	147 kW	593	32
ASTRA SPORTSBACK (AH) 2.2 i	Z 22 YH	12.06 - 03.10	2198	B	110 kW	593	33
ASTRA SPORTSBACK (AH) 2.2	Z 22 YH	12.06 - 03.08	2198	B	110 kW	593	33
ASTRA Schrägheck (BK) 1.4	B 14 XFT	09.16 - 10.20	1399	B	110 kW	589	4
ASTRA Schrägheck (LD) 1.8 i	18LE	07.87 - 07.89	1796	B	79 kW	592	26
ASTRA Schrägheck (PJ) 2.0 VXR	A 20 NFT	12.14 - 08.16	1998	B	206 kW	593	30
ASTRA Schrägheck (TR) 1.6 CD	C 16 SE	08.95 - 09.98	1598	B	74 kW	590	8
ASTRA Schrägheck (TR) 1.6 CD	Z 16 XE	08.95 - 09.98	1598	B	74 kW	590	12
ASTRA Schrägheck (TR) 1.8 i	C 18 XEL	09.96 - 09.98	1799	B	85 kW	591	20
ASTRA Schrägheck (TR) 2.0 GSi	X 20 XEV	08.95 - 09.98	1998	B	100 kW	593	32
ASTRA Schrägheck (TS) 1.8 i	X 18 XE1	02.98 - 08.00	1796	B	85 kW	591	17
ASTRA Schrägheck (TS) 1.8 i	Z 18 XE	09.00 - 10.05	1796	B	90 kW	591	17
ASTRA Schrägheck (TS) 2.0 i Turbo	Z 20 LET	05.03 - 07.04	1998	B	147 kW	593	32
ASTRA Schrägheck (TS) 2.2 i	Z 22 SE	09.00 - 07.04	2198	B	108 kW	593	33
ASTRA Stufenheck (BL) 1.4	B 14 XFT	06.17 - 07.18	1399	B	110 kW	589	4
ASTRA Stufenheck (LD) 1.8 i	18LE	07.87 - 07.89	1796	B	79 kW	592	26
ASTRA Stufenheck (TR) 1.6 CD	C 16 SE	08.95 - 01.98	1598	B	74 kW	590	8
ASTRA Stufenheck (TR) 1.6 CD	X 16 XEL	08.95 - 01.98	1598	B	74 kW	591	16
ASTRA Stufenheck (TR) 1.6 CD	Z 16 XE	08.95 - 01.98	1598	B	74 kW	590	12
ASTRA Stufenheck (TR) 1.8 SRi	C 18 XEL	09.96 - 09.98	1799	B	85 kW	591	20
ASTRA Stufenheck (TS) 1.8 i	X 18 XE1	02.98 - 08.00	1796	B	85 kW	591	17
ASTRA Stufenheck (TS) 1.8 i	Z 18 XE	09.00 - 10.05	1796	B	90 kW	591	17
ASTRA TWINTOP (AH) 2.2 i	Z 22 YH	03.08 - 03.10	2198	B	110 kW	593	33
BARINA Cabriolet (SB) 1.4 i	C 14 SE	11.97 - 11.00	1389	B	60 kW	589	6
BARINA Schrägheck (SB) 1.2 i	C 12 NZ	04.94 - 07.97	1196	B	33 kW	589	1
BARINA Schrägheck (SB) 1.4 i	C 14 NZ	04.94 - 07.97	1389	B	44 kW	589	5
BARINA Schrägheck (SB) 1.4 i	C 14 SE	09.97 - 02.01	1389	B	60 kW	589	6
BARINA Schrägheck (SB) 1.6 i	X 16 XE	04.94 - 08.98	1598	B	78 kW	590	9
BARINA Schrägheck (TK) 1.6 i	F16D3	03.05 - 06.12	1598	B	77 kW	590	13
BARINA Schrägheck (TM) 1.4 RS Turbo	A 14 NET	07.13 - 08.16	1364	B	103 kW	589	2
BARINA Schrägheck (XC) 1.4 Efi	Z 14 XEP	01.04 - 02.05	1364	B	66 kW	589	3
BARINA Schrägheck (XC) 1.4 Sfi	X 14 XE	09.00 - 12.05	1389	B	66 kW	589	7
BARINA Schrägheck (XC) 1.4 Sfi	Z 14 XE	09.00 - 12.05	1389	B	66 kW	589	7
BARINA Schrägheck (XC) 1.8 SRi	Z 18 XE	09.00 - 02.05	1796	B	92 kW	591	17
BARINA Stufenheck (TK) 1.6 i	F16D3	11.05 - 06.12	1598	B	77 kW	590	13
CALAIS Stufenheck (VZ) 3.6 i V6	HV	09.04 - 06.06	3565	B	190 kW	594	42
CALIBRA (YE) 2.0 i 16V	C 20 XE	10.91 - 07.95	1998	B	110 kW	592	28
CALIBRA (YE) 2.0 i 16V	X 20 XEV	07.95 - 11.97	1998	B	100 kW	593	32
CALIBRA (YE) 2.0 i Turbo AWD	C 20 LET	03.92 - 11.97	1998	B	150 kW	592	28
CALIBRA (YE) 2.0 i	C 20 NE	10.91 - 07.95	1998	B	85 kW	592	27
CALIBRA (YE) 2.5 i V6	C 25 XE	07.95 - 11.97	2498	B	125 kW	591	20
CALIBRA (YE) 2.5 i V6	X 25 XE	07.95 - 11.97	2498	B	125 kW	591	20
CAPTIVA 5 Gen. I (CG) 2.4 i AWD	Z 24 SED	12.09 - 12.11	2405	B	103 kW	593	34
CAPTIVA 5 Gen. I (CG) 2.4 i	Z 24 SED	12.09 - 12.11	2405	B	103 kW	593	34
CAPTIVA 7 Gen. I (CG) 2.0 TD AWD	Z 20 S1	03.07 - 12.11	1991	D	110 kW	592	24
CAPTIVA 7 Gen. I (CG) 2.0 TD	Z 20 S1	08.08 - 12.11	1991	D	110 kW	592	24
COLORADO 7 (RG) 2.8 TD 4WD (U156FH, U156MH)	LWH	06.12 - 09.13	2776	D	132 kW	594	41
COLORADO 7 (RG) 2.8 TD 4x4 (U156FH, U156MH)	LWN	10.13 - 06.16	2776	D	147 kW	594	41

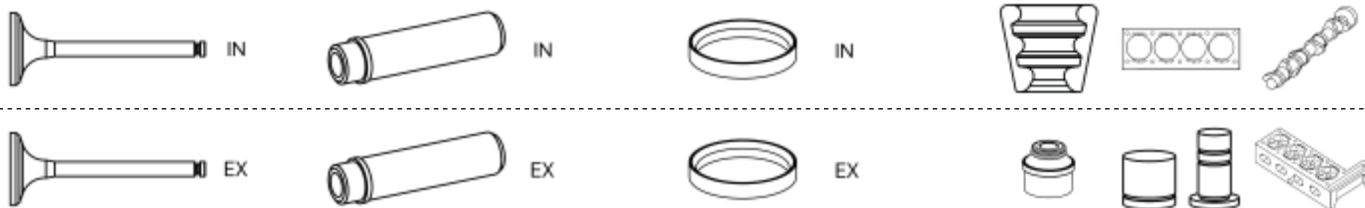
			<b>ccm</b>		<b>kw</b>		<b>1 POS</b>
COLORADO Pick-up (RG) 2.8 TD (U148CH, U148DH, U148EH)	LWH	06.12 - 09.13	2776	D	132 kW	594	41
COLORADO Pick-up (RG) 2.8 TD (U148CK, U148EK)	LWH	10.13 - 10.20	2776	D	147 kW	594	41
COLORADO Pick-up (RG) 2.8 TD (U148CK, U148EK)	LWN	10.13 - 10.20	2776	D	147 kW	594	41
COLORADO Pick-up (RG) 2.8 TD 4x4 (U148DK, U148FK, U138FK)	LWH	10.13 - 10.20	2776	D	147 kW	594	41
COLORADO Pick-up (RG) 2.8 TD 4x4 (U148DK, U148FK, U138FK)	LWN	10.13 - 10.20	2776	D	147 kW	594	41
COLORADO Pick-up (RG) 2.8 TD 4x4 (U148FH)	LWH	06.12 - 09.13	2776	D	132 kW	594	41
COLORADO Pritsche/Fahrgestell (RG) 2.4 D (U143AG)	LVN	06.12 - 12.13	2499	D	110 kW	594	38
COLORADO Pritsche/Fahrgestell (RG) 2.8 TD (U143CK)	LWH	10.13 - 10.20	2776	D	147 kW	594	41
COLORADO Pritsche/Fahrgestell (RG) 2.8 TD (U143CK)	LWN	10.13 - 10.20	2776	D	147 kW	594	41
COLORADO Pritsche/Fahrgestell (RG) 2.8 TD (U147DH)	LWH	06.12 - 09.13	2776	D	132 kW	594	41
COLORADO Pritsche/Fahrgestell (RG) 2.8 TD 4x4 (U148LH, U148MH)	LWH	06.12 - 09.13	2776	D	132 kW	594	41
COLORADO Pritsche/Fahrgestell (RG) 2.8 TD 4x4 (U148MK)	LWH	10.13 - 10.20	2776	D	147 kW	594	41
COLORADO Pritsche/Fahrgestell (RG) 2.8 TD 4x4 (U148MK)	LWN	10.13 - 10.20	2776	D	147 kW	594	41
COMBO Kasten (SB) 1.4 i	C 14 NZ	03.96 - 07.97	1389	B	44 kW	589	5
COMBO Kasten (SB) 1.4 i	C 14 SE	07.97 - 09.02	1389	B	60 kW	589	6
COMBO Kasten (XC) 1.4 i	Z 14 XEP	04.05 - 12.12	1364	B	66 kW	589	3
COMBO Kasten (XC) 1.6 i	Z 16 SE	09.02 - 04.05	1598	B	62 kW	590	11
COMMODORE Kombi (VZ) 3.6 i V6 Dual Fuel LPG	HN	09.04 - 07.07	3564	B/G	175 kW	594	42
COMMODORE Kombi (VZ) 3.6 i V6 Dual Fuel LPG	HV	09.04 - 07.07	3565	B/G	175 kW	594	42
COMMODORE Pick-up (VE) 3.6 i V6 Dual Fuel LPG	HN	09.07 - 10.13	3564	B/G	175 kW	594	42
COMMODORE Pick-up (VE) 3.6 i V6 Dual Fuel LPG	HV	09.07 - 10.13	3565	B/G	175 kW	594	42
COMMODORE Pick-up (VE) 3.6 i V6	HN	09.07 - 10.13	3564	B	175 kW	594	42
COMMODORE Pick-up (VZ) 3.6 i V6 Dual Fuel LPG	HN	09.04 - 07.06	3564	B/G	175 kW	594	42
COMMODORE Pick-up (VZ) 3.6 i V6 Dual Fuel LPG	HV	09.04 - 07.06	3565	B/G	175 kW	594	42
COMMODORE Stufenheck (VE) 3.6 i V6 Dual Fuel LPG	HV	08.06 - 05.13	3565	B/G	175 kW	594	42
COMMODORE Stufenheck (VZ) 3.6 i V6 Dual Fuel LPG	HN	08.05 - 06.06	3564	B/G	175 kW	594	42
COMMODORE Stufenheck (VZ) 3.6 i V6 Dual Fuel LPG	HV	08.05 - 06.06	3565	B/G	175 kW	594	42
CRUZE Kombi (JH) 2.0 DTFi	Z 20 S1	06.12 - 12.16	1991	D	120 kW	592	24
CRUZE Schrägheck (JH) 1.4 i Turbo	A 14 NET	11.11 - 12.16	1364	B	103 kW	589	2
CRUZE Schrägheck (JH) 1.6 SRi	A 16 LET	04.13 - 12.16	1598	B	132 kW	590	14
CRUZE Schrägheck (JH) 2.0 DTFi	Z 20 S1	11.11 - 12.16	1991	D	120 kW	592	24
CRUZE Stufenheck (JG) 2.0 DTFi	Z 20 S1	06.09 - 03.11	1991	D	110 kW	592	24
CRUZE Stufenheck (JH) 1.4 i Turbo	A 14 NET	04.11 - 12.16	1364	B	103 kW	589	2
CRUZE Stufenheck (JH) 1.6 SRi	A 16 LET	04.13 - 12.16	1598	B	132 kW	590	14
CRUZE Stufenheck (JH) 2.0 DTFi	Z 20 S1	07.12 - 12.16	1991	D	120 kW	592	24
EPICA Stufenheck (EP) 2.0 TD	Z 20 S1	07.08 - 12.11	1991	D	110 kW	592	24
FRONTERA (UES) 2.2 i 4x4	X 22 SE	02.99 - 07.02	2198	B	96 kW	593	32
FRONTERA (UES) 3.2 i 4x4	6VD1	02.99 - 04.04	3165	B	151 kW	594	40
FRONTERA (UT) 2.0 i 4x4	X 20 SE	10.95 - 03.99	1998	B	85 kW	593	29
JACKAROO (UBS) 2.8 TD 4x4 (UBS55)	4JB1-T	10.87 - 03.92	2771	D	74 kW	594	39
JACKAROO / MONTEREY (UBS) 3.2 i 4x4 (UBS25)	6VD1	04.92 - 02.98	3165	B	130 kW	594	40
MALIBU (EM) 2.0 D	A 20 DTH	05.13 - 12.16	1956	D	117 kW	592	23
RODEO Pick-up (RA) 2.4 i (TFR32)	C 24 SE	02.03 - 07.08	2405	B	94 kW	593	35
RODEO Pick-up (TF) 2.2 i (TFR30)	C 22 NE	06.98 - 02.03	2198	B	87 kW	593	31
RODEO Pick-up (TF) 2.8 TD (TFR55)	4JB1-T	05.90 - 02.03	2771	D	74 kW	594	39
RODEO Pick-up (TF) 2.8 TD 4x4 (TFS55)	4JB1-T	05.90 - 02.03	2771	D	74 kW	594	39
RODEO Pick-up (TF) 3.2 4x4 (TFS25)	6VD1	02.98 - 02.03	3165	B	140 kW	594	40
RODEO Pick-up (TF) 3.2 i (TFR25)	6VD1	02.98 - 02.03	3165	B	140 kW	594	40
RODEO Pritsche/Fahrgestell (RA) 2.4 i (TFR32)	C 24 SE	08.03 - 07.08	2405	B	94 kW	593	35
RODEO Pritsche/Fahrgestell (TF) 2.2 i (TFR30)	C 22 NE	06.98 - 02.03	2198	B	87 kW	593	31
RODEO Pritsche/Fahrgestell (TF) 2.8 TD (TFR55)	4JB1-T	05.90 - 02.03	2771	D	74 kW	594	39
RODEO Pritsche/Fahrgestell (TF) 2.8 TD 4x4 (TFS55)	4JB1-T	05.90 - 02.03	2771	D	74 kW	594	39
RODEO Pritsche/Fahrgestell (TF) 3.2 i (TFR25)	6VD1	02.98 - 02.03	3165	B	140 kW	594	40
RODEO Pritsche/Fahrgestell (TF) 3.2 i 4x4 (TFS25)	6VD1	03.98 - 02.03	3165	B	140 kW	594	40
TIGRA (XC) 1.8	Z 18 XE	09.05 - 12.07	1796	B	92 kW	591	17
TRAILBLAZER (RG) 2.8 Tdi 4x4	LWN	07.16 - 10.20	2776	D	147 kW	594	41
VECTRA Kombi (JS) 2.2 i	C 22 SEL	08.98 - 03.03	2198	B	104 kW	593	32
VECTRA Schrägheck (JR) 2.0 i	C 20 SEL	06.97 - 12.98	1998	B	100 kW	593	32
VECTRA Schrägheck (JR) 2.0 i	X 20 XEV	06.97 - 12.98	1998	B	100 kW	593	32
VECTRA Schrägheck (JR) 2.5 i	X 25 XE	06.97 - 12.98	2498	B	125 kW	591	20
VECTRA Schrägheck (JS) 2.0 i	C 20 SEL	12.98 - 11.00	1998	B	100 kW	593	32
VECTRA Schrägheck (JS) 2.2 i	C 22 SEL	11.00 - 03.03	2198	B	104 kW	593	32



# HOLDEN

							
VECTRA Schrägheck (JS) 2.5 i	X 25 XE	08.98 - 12.02	2498	B	125 kW	591	20
VECTRA Schrägheck (JS) 2.6 i V6	Y 26 SE	11.00 - 12.02	2597	B	125 kW	592	25
VECTRA Schrägheck (ZC) 2.2 i	Z 22 SE	04.02 - 12.06	2198	B	108 kW	593	33
VECTRA Schrägheck (ZC) 3.2 i	Z 32 SE	08.02 - 12.06	3175	B	155 kW	594	37
VECTRA Stufenheck (JR) 2.0 i	C 20 SEL	06.97 - 12.98	1998	B	100 kW	593	32
VECTRA Stufenheck (JR) 2.0 i	X 20 XEV	06.97 - 12.98	1998	B	100 kW	593	32
VECTRA Stufenheck (JR) 2.5 i	X 25 XE	06.97 - 12.98	2498	B	125 kW	591	20
VECTRA Stufenheck (JS) 2.0 i	C 20 SEL	12.98 - 11.00	1998	B	100 kW	593	32
VECTRA Stufenheck (JS) 2.2 i	C 22 SEL	08.98 - 07.02	2198	B	104 kW	593	32
VECTRA Stufenheck (JS) 2.6 i V6	Y 26 SE	07.00 - 07.02	2597	B	125 kW	592	25
VECTRA Stufenheck (ZC) 2.2 i	Z 22 SE	04.02 - 12.06	2198	B	108 kW	593	33
VECTRA Stufenheck (ZC) 3.2 i	Z 32 SE	08.02 - 12.06	3175	B	155 kW	594	37
VIVA Kombi (JF) 1.8 i	F18D3	03.05 - 12.09	1796	B	89 kW	591	19
VIVA Schrägheck (JF) 1.8 i	F18D3	03.05 - 12.09	1796	B	89 kW	591	19
VIVA Stufenheck (JF) 1.8 i	F18D3	03.05 - 12.09	1796	B	89 kW	591	19
ZAFIRA (TT) 2.2 i	Z 22 SE	06.01 - 02.06	2198	B	108 kW	593	33

ENGINE			ccm	kW			1 POS	ENGINE			ccm	kW			1 POS
18LE	84,800	4	1796	79 kW	B	592	26	LWH	94,000	4	2776	132 - 147 kW	D	594	41
4JB1-T	93,000	4	2771	57 - 74 kW	D	594	39	LWN	94,000	4	2776	147 kW	D	594	41
6VD1	93,400	6	3165	130 - 151 kW	B	594	40	X 14 XE	77,600	4	1389	66 kW	B	589	7
A 14 NET	72,500	4	1364	103 kW	B	589	2	X 16 XEL	79,000	4	1598	74 kW	B	591	16
A 16 LET	79,000	4	1598	132 kW	B	590	14	X 16 XE	79,000	4	1598	78 - 80 kW	B	590	9
A 20 DTH	83,000	4	1956	117 - 121 kW	D	592	23	X 18 XE1	80,500	4	1796	85 kW	B	591	17
A 20 NFT	86,000	4	1998	162 - 206 kW	B	593	30	X 20 SE	86,000	4	1998	85 kW	B	593	29
B 14 XFT	74,000	4	1399	110 kW	B	589	4	X 20 XEV	86,000	4	1998	100 kW	B	593	32
C 12 NZ	72,000	4	1196	33 kW	B	589	1	X 22 SE	86,000	4	2198	96 - 100 kW	B	593	32
C 14 NZ	77,600	4	1389	44 kW	B	589	5	X 25 XE	81,600	6	2498	125 - 143 kW	B	591	20
C 14 SE	77,600	4	1389	60 kW	B	589	6	Y 17 DT	79,000	4	1686	55 kW	D	590	10
C 16 SEL	79,000	4	1598	74 - 78 kW	B	591	15	Y 26 SE	83,200	6	2597	125 - 132 kW	B	592	25
C 16 SE	79,000	4	1598	74 kW	B	590	8	Z 14 XEP	73,400	4	1364	66 kW	B	589	3
C 18 XEL	81,600	4	1799	85 kW	B	591	20	Z 14 XE	77,600	4	1389	66 kW	B	589	7
C 20 LET	86,000	4	1998	150 kW	B	592	28	Z 16 SE	79,000	4	1598	62 - 64 kW	B	590	11
C 20 NE	86,000	4	1998	85 kW	B	592	27	Z 16 XE	79,000	4	1598	63 - 74 kW	B	590	12
C 20 SEL	86,000	4	1998	100 kW	B	593	32	Z 18 XER	80,500	4	1796	103 kW	B	591	18
C 20 XE	86,000	4	1998	110 kW	B	592	28	Z 18 XE	80,500	4	1796	87 - 92 kW	B	591	17
C 22 NE	86,000	4	2198	87 kW	B	593	31	Z 19 DTH	82,000	4	1910	110 kW	D	592	22
C 22 SEL	86,000	4	2198	102 - 106 kW	B	593	32	Z 19 DT	82,000	4	1910	88 kW	D	591	21
C 24 SE	87,500	4	2405	94 kW	B	593	35	Z 20 LER	86,000	4	1998	141 - 147 kW	B	593	32
C 25 XE	81,600	6	2498	125 kW	B	591	20	Z 20 LET	86,000	4	1998	140 - 147 kW	B	593	32
F16D3	79,000	4	1598	77 kW	B	590	13	Z 20 S1	83,000	4	1991	110 - 120 kW	D	592	24
F18D3	81,600	4	1796	89 kW	B	591	19	Z 22 SE	86,000	4	2198	108 kW	B	593	33
HN	94,000	6	3564	175 - 180 kW	B	594	42	Z 22 YH	86,000	4	2198	109 - 114 kW	B	593	33
HV	94,000	6	3565	175 - 210 kW	B	594	42	Z 24 SED	87,500	4	2405	103 kW	B	593	34
LA3	87,500	6	3175	155 - 164 kW	B	594	36	Z 32 SE	88,500	6	3175	155 kW	B	594	37
LVN	92,000	4	2499	110 - 110 kW	D	594	38								



## 72,000 mm

1

C 12 NZ ,

883560-4

11,03 x 7,00 x 45,80 | IN | EX

K-7

863512-4

29,00 x 7,00 x 105,00 x 45°

913501-8

Ø 7,00

973501-8

Hydro

## 72,500 mm

2

A 14 NET ,

853504-4

28,00 x 5,00 x 93,85 x 45°

M-5

863505-4

25,00 x 5,00 x 93,85 x 45°

973506-8

Hydro

## 73,400 mm

3

Z 14 XEP ,

853504-4

28,00 x 5,00 x 93,85 x 45°

M-5

863505-4

25,00 x 5,00 x 93,85 x 45°

973506-8

Hydro

## 74,000 mm

4

B 14 XFT ,

M-5

## 77,600 mm

5

C 14 NZ ,

883560-4

11,03 x 7,00 x 45,80 | IN | EX

K-7

513503-1

863512-4

29,00 x 7,00 x 105,00 x 45°

913501-8

Ø 7,00

973501-8

Hydro

## 77,600 mm

6

C 14 SE ,

853565-4

38,00 x 7,00 x 104,60 x 45°

883560-4

11,03 x 7,00 x 45,80 | IN | EX

863566-4

31,10 x 7,00 x 104,80 x 45°

913501-8

Ø 7,00

973501-8

Hydro

## 77,600 mm

7

X 14 XE , Z 14 XE ,

853561-4

31,00 x 6,00 x 103,07 x 45°

883558-4

10,04 x 6,00 x 45,00 | IN | EX

863562-4

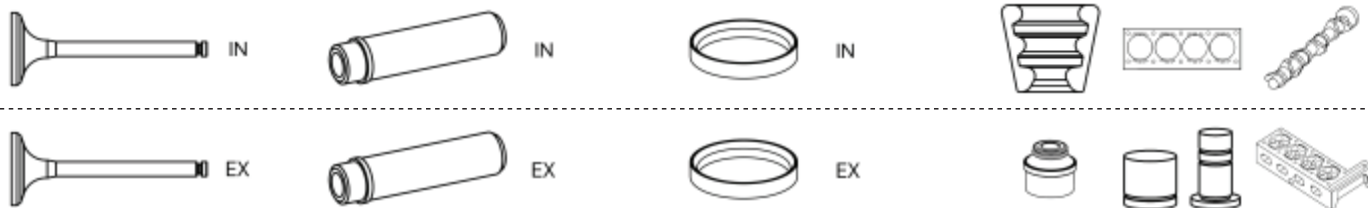
27,50 x 6,00 x 102,07 x 45°

915097-8

Ø 6,00

973502-8

Hydro



<b>79,000 mm</b>	<b>8</b>
------------------	----------

<b>C 16 SE ,</b>			
<b>853511-4</b>	<b>883560-4</b>	<b>K-7</b>	<b>903501-1</b>
38,10 x 7,00 x 101,50 x 45°	11,03 x 7,00 x 45,80   IN   EX		
<b>863514-4</b>		<b>913501-8</b>	
31,00 x 7,00 x 101,50 x 45°		Ø 7,00	

<b>79,000 mm</b>	<b>9</b>
------------------	----------

<b>X 16 XE ,</b>			
<b>853561-4</b>	<b>883558-4</b>		
31,00 x 6,00 x 103,07 x 45°	10,04 x 6,00 x 45,00   IN   EX		
<b>863562-4</b>		<b>915097-8</b>	<b>973502-8</b>
27,50 x 6,00 x 102,07 x 45°		Ø 6,00	Hydro

<b>79,000 mm</b>	<b>10</b>
------------------	-----------

<b>Y 17 DT ,</b>			
<b>853545-4</b>			
27,60 x 6,00 x 98,50 x 45°			
<b>863546-4</b>		<b>915097-8</b>	
26,60 x 6,00 x 98,25 x 45°		Ø 6,00	

<b>79,000 mm</b>	<b>11</b>
------------------	-----------

<b>Z 16 SE ,</b>			
<b>853511-4</b>	<b>883560-4</b>	<b>K-7</b>	
38,10 x 7,00 x 101,50 x 45°	11,03 x 7,00 x 45,80   IN   EX		
<b>863514-4</b>		<b>913501-8</b>	<b>973501-8</b>
31,00 x 7,00 x 101,50 x 45°		Ø 7,00	Hydro

<b>79,000 mm</b>	<b>12</b>
------------------	-----------

<b>Z 16 XE ,</b>			
<b>853561-4</b>	<b>883558-4</b>	<b>M-6</b>	
31,00 x 6,00 x 103,07 x 45°	10,04 x 6,00 x 45,00   IN   EX		
	<b>883560-4</b>	<b>M-5</b>	
	11,03 x 7,00 x 45,80   IN   EX		
<b>863562-4</b>		<b>915097-8</b>	<b>973502-8</b>
27,50 x 6,00 x 102,07 x 45°		Ø 6,00	Hydro

<b>79,000 mm</b>	<b>13</b>
------------------	-----------

<b>F16D3 ,</b>			
		<b>913582-8</b>	
		Ø 6,00	

<b>79,000 mm</b>	<b>14</b>
------------------	-----------

<b>A 16 LET ,</b>			
		<b>M-5</b>	



## 79,000 mm

15

C 16 SEL ,

853561-4

31,00 x 6,00 x 103,07 x 45°

863562-4

27,50 x 6,00 x 102,07 x 45°

915097-8

Ø 6,00

## 79,000 mm

16

X 16 XEL ,

853561-4

31,00 x 6,00 x 103,07 x 45°

863562-4

27,50 x 6,00 x 102,07 x 45°

M-5

915097-8

Ø 6,00

973502-8

Hydro

## 80,500 mm

17

X 18 XE1 , Z 18 XE ,

853523-4

31,20 x 5,00 x 102,00 x 45°

863524-4

27,55 x 5,00 x 100,85 x 45°

M-5

973502-8

Hydro

## 80,500 mm

18

Z 18 XER ,

M-5

## 81,600 mm

19

F18D3 ,

883558-4

10,04 x 6,00 x 45,00 | IN | EX

915097-8

Ø 6,00

## 81,600 mm

20

C 18 XEL , C 25 XE , X 25 XE ,

853563-4

32,00 x 6,00 x 102,00 x 45°

863564-4

29,00 x 6,00 x 92,20 x 45°

915097-8

Ø 6,00

973502-8

Hydro

## 82,000 mm

21

Z 19 DT ,

852047-4

35,60 x 8,00 x 115,00 x 45°













862048-4

34,60 x 8,00 x 115,00 x 45°

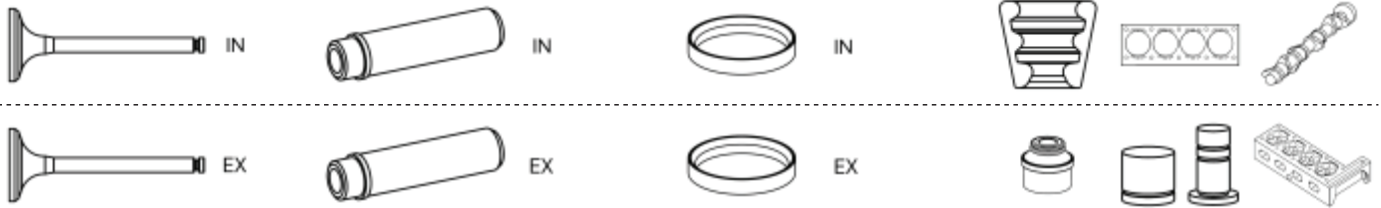
M-8

912801-8

Ø 8,00

					
					
<b>82,000 mm</b>					<b>22</b>
Z 19 DTH ,					
<b>853531-4</b>			<b>M-6</b>		
27,90 x 5,00 x 114,40 x 45°			<b>M-5</b>		
-----					
<b>863532-4</b>					
24,30 x 5,00 x 114,40 x 45°					
<b>83,000 mm</b>					<b>23</b>
A 20 DTH ,					
			<b>M-5</b>		
-----					
<b>863532-4</b>					
24,30 x 5,00 x 114,40 x 45°					
<b>83,000 mm</b>					<b>24</b>
Z 20 S1 ,					
<b>883558-4</b>					
10,04 x 6,00 x 45,00   IN   EX					
-----					
<b>83,200 mm</b>					<b>25</b>
Y 26 SE ,					
<b>853563-4</b>					
32,00 x 6,00 x 102,00 x 45°					
<b>863564-4</b>			<b>915097-8</b>		<b>973502-8</b>
29,00 x 6,00 x 92,20 x 45°			Ø 6,00		Hydro
<b>84,800 mm</b>					<b>26</b>
18LE ,					
			<b>913501-8</b>		
			Ø 7,00		
<b>86,000 mm</b>					<b>27</b>
C 20 NE ,					
<b>853513-4</b>		<b>883560-4</b>		<b>K-7</b>	
41,90 x 7,00 x 104,00 x 45°		11,03 x 7,00 x 45,80   IN   EX			
			<b>913501-8</b>		<b>973501-8</b>
			Ø 7,00		Hydro
<b>86,000 mm</b>					<b>28</b>
C 20 LET , C 20 XE ,					
			<b>M-7</b>		
			<b>913501-8</b>		
			Ø 7,00		Hydro





**86,000 mm**

**29**

X 20 SE ,

**883560-4**

11,03 x 7,00 x 45,80 | IN | EX

**K-7**

**913501-8**

Ø 7,00

**973501-8**

Hydro

**86,000 mm**

**30**

A 20 NFT ,

**853583-4**

35,25 x 6,00 x 102,20 x 45°

**853585-4**

35,10 x 6,00 x 102,30 x 45°

**863584-4**

30,10 x 6,00 x 101,00 x 45°

**M-6**

**86,000 mm**

**31**

C 22 NE ,

**913501-8**

Ø 7,00

**86,000 mm**

**32**

C 20 SEL , C 22 SEL , X 20 XEV , X 22 SE , Z 20 LER , Z 20 LET ,

**853563-4**

32,00 x 6,00 x 102,00 x 45°

**883558-4**

10,04 x 6,00 x 45,00 | IN | EX

**863564-4**

29,00 x 6,00 x 92,20 x 45°

**915097-8**

Ø 6,00

**973502-8**

Hydro

**86,000 mm**

**33**

Z 22 SE , Z 22 YH ,

**853583-4**

35,25 x 6,00 x 102,20 x 45°

**883558-4**

10,04 x 6,00 x 45,00 | IN | EX

**853585-4**

35,10 x 6,00 x 102,30 x 45°

**863584-4**

30,10 x 6,00 x 101,00 x 45°

**M-6**

**87,500 mm**

**34**

Z 24 SED ,

**883558-4**

10,04 x 6,00 x 45,00 | IN | EX

**915097-8**

Ø 6,00

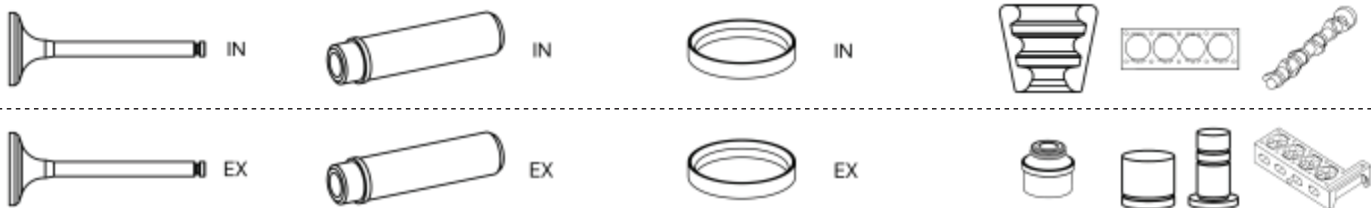
**87,500 mm**

**35**

C 24 SE ,

**913501-8**

Ø 7,00



**87,500 mm**

**36**

LA3 ,

915097-8

Ø 6,00

**88,500 mm**

**37**

Z 32 SE ,

853563-4

883558-4

32,00 x 6,00 x 102,00 x 45°

10,04 x 6,00 x 45,00 | IN | EX

863564-4

29,00 x 6,00 x 92,20 x 45°

915097-8

973502-8

Ø 6,00

Hydro

**92,000 mm**

**38**

LVN ,

915097-8

Ø 6,00

**93,000 mm**

**39**

4JB1-T ,

858001-4

40,00 x 8,00 x 118,30 x 45°

868002-4

35,75 x 8,00 x 118,00 x 45°

**93,400 mm**

**40**

6VD1 ,

863530-6

29,00 x 6,00 x 103,00 x 45°

**94,000 mm**

**41**

LWH , LWN ,

915097-8

Ø 6,00

**94,000 mm**








**42**











HN , HV ,

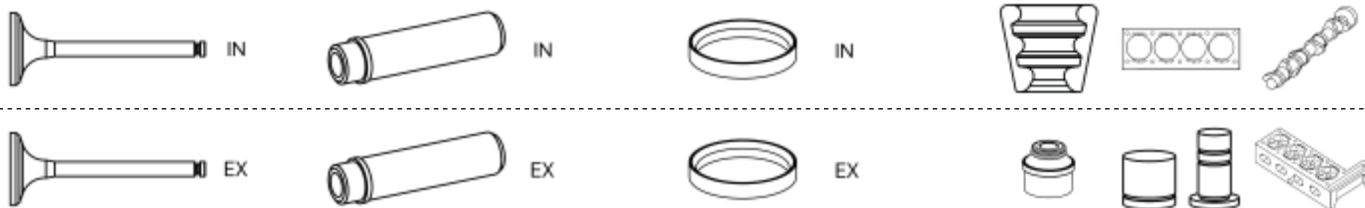
860215-4

33,20 x 8,00 x 98,50 x 45°



							
			ccm				
ACCORD II (AC, AD) 1.6 EX (AC)	EZ	09.83 - 10.85	1598	B	65 kW	597	5
ACCORD II Hatchback (AC, AD) 1.6 EX (AC)	EZ	09.83 - 10.85	1598	B	65 kW	597	5
CIVIC IX (FK) 1.6 i-DTEC (FK3)	N16A1	02.13	1597	D	88 kW	597	2
CIVIC IX Tourer (FK) 1.6 i-DTEC (FK3)	N16A1	01.14	1597	D	88 kW	597	2
CIVIC V Stufenheck (EG, EH) 1.6 (EH2)	ZC	01.92 - 07.95	1590	B	88 kW	597	1
CIVIC VII Hatchback (EU, EP, EV) 1.7 CTDi (EP4, EU9)	4EE-2	01.02 - 09.05	1686	D	74 kW	597	4
CIVIC X Schrägheck (FC_, FK_) 1.6 i-DTEC (FK9)	N16A1	01.18	1597	D	88 kW	597	2
CIVIC X Stufenheck (FC_) 1.6 i-DTEC (FC8)	N16A1	05.18	1597	D	88 kW	597	2
CR-V IV (RM_) 1.6 i-DTEC (RE6)	N16A1	10.13	1597	D	88 kW	597	2
INTEGRA Stufenheck (DA5, DA6, DA7, DA8, DA9, DB1, DB2) 1.6 (DA5)	ZC	06.89 - 07.93	1590	B	88 kW	597	1
INTEGRA Stufenheck (DA5, DA6, DA7, DA8, DA9, DB1, DB2) 1.6 (DA7)	ZC	06.89 - 07.93	1590	B	77 kW	597	1
PASSPORT SUV 3.2 4WD	6VD1 (DOHC)	09.97 - 12.02	3165	B	153 kW	598	8
PASSPORT SUV 3.2 4WD	6VD1 (DOHC)	09.95 - 12.97	3165	B	142 kW	598	8
PASSPORT SUV 3.2	6VD1 (DOHC)	09.97 - 12.02	3165	B	153 kW	598	8
PASSPORT SUV 3.2	6VD1 (DOHC)	09.95 - 12.97	3165	B	142 kW	598	8

 ENGINE			ccm	kW			1 POS	 ENGINE			ccm	kW			1 POS
4EE-2	79,000	4	1686	74 kW	D	597	4	EZ	80,000	4	1598	65 kW	B	597	5
6VD1 (DOHC)	93,400	6	3165	142 - 158 kW	B	598	8	N16A1	76,000	4	1597	88 kW	D	597	2
EP	77,000	4	1601	70 kW	B	597	3	XUD7T	80,000	4	1769	58 - 65 kW	D	597	6
EW	81,000	4	1595	88 kW	B	597	7	ZC	75,000	4	1590	77 - 88 kW	B	597	1



**75,000 mm**

**1**

ZC,

**880223-4**

12,07 x 8,00 x 42,50 | IN | EX

**76,000 mm**

**2**

N16A1,

**973801-8**

Hydro

**77,000 mm**

**3**

EP,

**880223-4**

12,07 x 8,00 x 42,50 | IN | EX

**79,000 mm**

**4**

4EE-2,

**853545-4**

27,60 x 6,00 x 98,50 x 45°

**915097-8**

Ø 6,00

**80,000 mm**

**5**

EZ,

**860215-4**

33,20 x 8,00 x 98,50 x 45°

**80,000 mm**

**6**

XUD7T,

**853709-4**

38,50 x 8,00 x 112,40 x 45°

**883711-4**

14,06 x 8,00 x 48,00 | IN

**K-8**

**853733-4**

38,50 x 8,00 x 112,40 x 45°

**853751-4**

38,50 x 8,00 x 112,40 x 45°

**863734-4**

33,00 x 8,00 x 111,85 x 45°

**81,000 mm**

**7**

EW,

**M-8**

**905002-1**

**860215-4**

33,20 x 8,00 x 98,50 x 45°

**912801-8**

Ø 8,00



**93,400 mm**

**8**






6VD1 (DOHC),

**863530-6**

29,00 x 6,00 x 103,00 x 45°

















ACCENT I (X-3) 1.3 i 12V	G4EH	10.94 - 01.00	1341	B	62 kW	612	4
ACCENT I (X-3) 1.3	G4EH	10.94 - 01.00	1341	B	44 kW	612	4
ACCENT I (X-3) 1.3	G4EH	10.94 - 01.00	1341	B	55 kW	612	4
ACCENT I (X-3) 1.5 i 12V	G4EK	10.94 - 01.00	1495	B	65 kW	613	10
ACCENT I (X-3) 1.5 i 16V	G4FK	12.95 - 01.00	1495	B	73 kW	613	11
ACCENT I (X-3) 1.5	G4EK	05.94 - 01.00	1495	B	69 kW	613	10
ACCENT I (X-3) 1.5	G4EK	01.98 - 12.02	1495	B	68 kW	613	10
ACCENT I (X-3) 1.5	G4FK	01.97 - 12.01	1495	B	81 kW	613	11
ACCENT II (LC) 1.3	G4EA	01.00 - 11.05	1341	B	55 kW	612	4
ACCENT II (LC) 1.3	G4EA	01.00 - 11.05	1341	B	61 kW	612	4
ACCENT II (LC) 1.3	G4EA	01.00 - 11.05	1341	B	63 kW	612	4
ACCENT II (LC) 1.3	G4EA	08.02 - 05.06	1341	B	62 kW	612	4
ACCENT II (LC) 1.3	G4EH	08.02 - 05.06	1341	B	62 kW	612	4
ACCENT II (LC) 1.5 CRDi	D3EA	04.02 - 11.05	1493	D	60 kW	615	21
ACCENT II (LC) 1.5 CRDi	D3EA	04.02 - 11.05	1493	D	60 kW	615	21
ACCENT II (LC) 1.5	G4EB	01.00 - 12.12	1495	B	66 kW	613	10
ACCENT II (LC) 1.5	G4EK	09.99 - 10.02	1495	B	65 kW	613	10
ACCENT II (LC) 1.5	G4EK	01.00 - 10.02	1495	B	68 kW	613	10
ACCENT II (LC) 1.5	G4EK	05.02 - 05.06	1495	B	69 kW	613	10
ACCENT II (LC) 1.5	G4FK	09.99 - 10.02	1495	B	77 kW	613	11
ACCENT II (LC) 1.6	G4ED-G	12.02 - 12.06	1599	B	77 kW	614	18
ACCENT II (LC) 1.6	G4ED	12.02 - 12.06	1599	B	77 kW	613	12
ACCENT II (LC) 1.6	G4ED	01.00 - 11.05	1599	B	78 kW	613	12
ACCENT II Stufenheck (LC) 1.3	G4EA	01.00 - 11.05	1341	B	55 kW	612	4
ACCENT II Stufenheck (LC) 1.3	G4EA	01.00 - 11.05	1341	B	63 kW	612	4
ACCENT II Stufenheck (LC) 1.3	G4EH	05.03 - 05.06	1341	B	62 kW	612	4
ACCENT II Stufenheck (LC) 1.5 CRDi	D3EA	01.02 - 12.06	1493	D	60 kW	615	21
ACCENT II Stufenheck (LC) 1.5 CRDi	D3EA	01.02 - 12.06	1493	D	60 kW	615	21
ACCENT II Stufenheck (LC) 1.5 LPG	G4EK	01.00 - 12.06	1495	B/G	69 kW	613	10
ACCENT II Stufenheck (LC) 1.5	G4EB	01.00 - 11.17	1495	B	66 kW	613	10
ACCENT II Stufenheck (LC) 1.5	G4EK	09.99 - 12.06	1495	B	69 kW	613	10
ACCENT II Stufenheck (LC) 1.5	G4FK	09.99 - 10.02	1495	B	75 kW	613	11
ACCENT II Stufenheck (LC) 1.5	G4FK	09.99 - 10.02	1495	B	73 kW	613	11
ACCENT II Stufenheck (LC) 1.6	G4ED-G	12.02 - 12.06	1599	B	77 kW	614	18
ACCENT II Stufenheck (LC) 1.6	G4ED	12.02 - 12.06	1599	B	77 kW	613	12
ACCENT II Stufenheck (LC) 1.6	G4ED	09.00 - 12.05	1599	B	78 kW	613	12
ACCENT III (MC) 1.4 GL	G4EE	11.05 - 11.10	1399	B	71 kW	613	11
ACCENT III (MC) 1.5 CRDi GLS	D4FA	11.05 - 11.10	1493	D	81 kW	613	8
ACCENT III (MC) 1.6 GLS	G4ED	11.05 - 12.10	1599	B	82 kW	613	12
ACCENT III Stufenheck (MC) 1.4 GL	G4EE	11.05 - 11.10	1399	B	71 kW	613	11
ACCENT III Stufenheck (MC) 1.5 CNG	G4EK	01.08 - 11.10	1495	B/G	71 kW	613	10
ACCENT III Stufenheck (MC) 1.5 CRDi GLS	D4FA	11.05 - 11.10	1493	D	81 kW	613	8
ACCENT III Stufenheck (MC) 1.5	G4EK	01.08 - 11.10	1495	B	70 kW	613	10
ACCENT III Stufenheck (MC) 1.5	G4EK	01.08 - 12.12	1495	B	75 kW	613	10
ACCENT III Stufenheck (MC) 1.6 GLS	G4ED	11.05 - 12.12	1599	B	82 kW	613	12
ACCENT IV (RB) 1.4	G4FA	11.10	1396	B	79 kW	614	15
ACCENT IV (RB) 1.4	G4LC	08.14	1368	B	74 kW	612	6
ACCENT IV (RB) 1.4	G4LC	04.15	1368	B	73 kW	612	6
ACCENT IV (RB) 1.6 CRDi	D4FB	11.10	1582	D	94 kW	614	17
ACCENT IV (RB) 1.6 CRDi	D4FB	02.15	1582	D	100 kW	614	17
ACCENT IV (RB) 1.6 CVVT	G4FC	12.10	1591	B	90 kW	614	15
ACCENT IV (RB) 1.6 GDI	G4FD	09.11	1591	B	103 kW	614	15
ACCENT IV (RB) 1.6	G4FC	11.10	1591	B	91 kW	614	15
ACCENT IV Stufenheck (RB) 1.4 CRDi	D4FC	11.10	1396	D	66 kW	612	7
ACCENT IV Stufenheck (RB) 1.4	G4FA	11.10 - 12.17	1396	B	80 kW	614	15
ACCENT IV Stufenheck (RB) 1.4	G4FA	11.10 - 12.13	1396	B	79 kW	614	15
ACCENT IV Stufenheck (RB) 1.4	G4LC	11.10	1368	B	74 kW	612	6
ACCENT IV Stufenheck (RB) 1.4	G4LC	04.15	1368	B	73 kW	612	6
ACCENT IV Stufenheck (RB) 1.6 CRDi	D4FB	04.11	1582	D	100 kW	614	17
ACCENT IV Stufenheck (RB) 1.6 CRDi	D4FB	11.10 - 12.17	1582	D	94 kW	614	17
ACCENT IV Stufenheck (RB) 1.6 GDI	G4FD	11.10	1591	B	103 kW	614	15
ACCENT IV Stufenheck (RB) 1.6	G4FC	11.10	1591	B	90 kW	614	15

			<b>ccm</b>		<b>kw</b>		<b>1 POS</b>
ACCENT IV Stufenheck (RB) 1.6	G4FC	11.10	1591	B	91 kW	614	15
ACCENT Stufenheck (X-3) 1.3 i 12V	G4EH	09.94 - 01.00	1341	B	62 kW	612	4
ACCENT Stufenheck (X-3) 1.3	G4EH	07.94 - 01.00	1341	B	44 kW	612	4
ACCENT Stufenheck (X-3) 1.3	G4EH	07.94 - 01.00	1341	B	55 kW	612	4
ACCENT Stufenheck (X-3) 1.5 i 12V	G4EK	09.94 - 01.00	1495	B	65 kW	613	10
ACCENT Stufenheck (X-3) 1.5 i 16V	G4FK	10.95 - 01.00	1495	B	73 kW	613	11
ACCENT Stufenheck (X-3) 1.5	G4EK	05.94 - 01.00	1495	B	69 kW	613	10
ACCENT Stufenheck (X-3) 1.5	G4EK	10.94 - 07.99	1495	B	63 kW	613	10
ACCENT Stufenheck (X-3) 1.5	G4FK	04.94 - 01.00	1495	B	81 kW	613	11
ACCENT V Stufenheck (HC) 1.4	G4LC	07.18	1368	B	74 kW	612	6
ACCENT V Stufenheck (HC) 1.6 CRDi	D4FB	01.17	1582	D	94 kW	614	17
ASLAN 3.0 GDi	G6DG	06.14 - 08.16	2999	B	199 kW	617	35
ASLAN 3.0 GDi	G6DG	09.16	2999	B	196 kW	617	35
ATOS (MX) 1.0 i	G4HC	02.98 - 05.13	999	B	40 kW	612	1
ATOS (MX) 1.0 i	G4HC	03.01 - 12.07	999	B	43 kW	612	1
ATOS (MX) 1.0 i	G4HC	02.98 - 11.09	999	B	41 kW	612	1
ATOS (MX) 1.0	G4HC	09.05 - 08.08	999	B	46 kW	612	1
ATOS (MX) 1.1 LPG	G4HG	09.08 - 07.15	1086	B/G	46 kW	612	2
ATOS (MX) 1.1	G4HG	08.03 - 05.13	1086	B	46 kW	612	2
ATOS (MX) 1.1	G4HG	06.03 - 12.10	1086	B	45 kW	612	2
BAYON (BC3) 1.4 MPI	G4LC	05.21	1368	B	74 kW	612	6
COUPE (RD) 1.6 i 16V	4G61	12.96 - 04.02	1596	B	84 kW	614	19
COUPE (RD) 1.6 i 16V	G4ED-G	08.00 - 01.02	1599	B	79 kW	614	18
COUPE (RD) 1.6 i 16V	G4ED	12.96 - 04.02	1599	B	84 kW	613	12
COUPE II (GK) 1.6 16V	G4ED-G	03.02 - 08.09	1599	B	77 kW	614	18
COUPE II (GK) 1.6 16V	G4ED-G	03.02 - 08.09	1599	B	79 kW	614	18
COUPE II (GK) 1.6 16V	G4ED	03.02 - 08.09	1599	B	77 kW	613	12
COUPE II (GK) 1.6 16V	G4ED	03.02 - 08.09	1599	B	79 kW	613	12
COUPE II (GK) 2.7 V6	G6BA-G	03.02 - 11.09	2656	B	123 kW	616	28
COUPE II (GK) 2.7 V6	G6BA-G	01.01 - 12.12	2656	B	121 kW	616	28
CRETA (SU2_) 1.4 T-GDi (SU2I)	G4LD	03.20	1353	B	103 kW	612	5
CRETA (SU2_) 1.5 CRDi (SU2I)	D4FA	03.20	1493	D	85 kW	613	8
CRETA 1.4 CRDi	D4FC	01.16 - 01.21	1396	D	66 kW	612	7
CRETA 1.6 Attitude, Pulse, Flex	F4FA	01.17 - 01.21	1591	B/E	96 kW	613	14
CRETA 1.6 CRDi	D4FB	01.16 - 01.21	1582	D	94 kW	614	17
ELANTRA III (XD) 1.6	G4ED-G	06.00 - 07.06	1599	B	79 kW	614	18
ELANTRA III (XD) 1.6	G4ED-G	01.01 - 07.06	1599	B	77 kW	614	18
ELANTRA III (XD) 1.6	G4ED	06.00 - 07.06	1599	B	79 kW	613	12
ELANTRA III (XD) 1.6	G4ED	01.01 - 07.06	1599	B	77 kW	613	12
ELANTRA III (XD) 2.0 CRDi	D4EA	04.01 - 07.06	1991	D	83 kW	615	22
ELANTRA III Stufenheck (XD) 1.6	G4ED-G	06.00 - 07.06	1599	B	79 kW	614	18
ELANTRA III Stufenheck (XD) 1.6	G4ED-G	01.01 - 05.06	1599	B	77 kW	614	18
ELANTRA III Stufenheck (XD) 1.6	G4ED	06.00 - 07.06	1599	B	79 kW	613	12
ELANTRA III Stufenheck (XD) 1.6	G4ED	01.01 - 05.06	1599	B	77 kW	613	12
ELANTRA III Stufenheck (XD) 2.0 CRDi	D4EA	04.01 - 07.06	1991	D	83 kW	615	22
ELANTRA III Stufenheck (XD) D	D4FA	01.05 - 09.06	1493	D	76 kW	613	8
ELANTRA III Stufenheck (XD) LPI	G4ED	01.05 - 09.06	1599	B/G	81 kW	613	12
ELANTRA IV Stufenheck (HD) 1.6 CNG	G4FC	01.06 - 12.10	1591	B/G	89 kW	614	15
ELANTRA IV Stufenheck (HD) 1.6 CRDi	D4FB	11.05 - 12.11	1582	D	85 kW	614	17
ELANTRA IV Stufenheck (HD) 1.6 CVVT	G4FC	06.06 - 12.12	1591	B	90 kW	614	15
ELANTRA IV Stufenheck (HD) 1.6 CVVT	G4FC	01.16	1591	B	89 kW	614	15
ELANTRA IV Stufenheck (HD) LPI	G4FC	01.06 - 12.10	1591	B/G	89 kW	614	15
ELANTRA V Stufenheck (MD, UD) 1.6 CRDi	D4FB	02.11 - 12.15	1582	D	94 kW	614	17
ELANTRA V Stufenheck (MD, UD) 1.6 Hybrid	G4FC	09.10 - 08.15	1591	B	84 kW	614	15
ELANTRA V Stufenheck (MD, UD) 1.6 LPG	G4FC	01.14 - 08.15	1591	B/G	88 kW	614	15
ELANTRA V Stufenheck (MD, UD) 1.6	G4FC	01.13 - 08.15	1591	B	89 kW	614	15
ELANTRA V Stufenheck (MD, UD) 1.6	G4FD	06.11 - 08.15	1591	B	103 kW	614	15
ELANTRA VI Stufenheck (AD, ADA) 1.4	G4LD	06.16	1353	B	96 kW	612	5
ELANTRA VI Stufenheck (AD, ADA) 1.6 CRDi VGT	D4FB	01.16	1582	D	94 kW	614	17
ELANTRA VI Stufenheck (AD, ADA) 1.6 D	D4FB	02.16	1582	D	100 kW	614	17
ELANTRA VI Stufenheck (AD, ADA) 1.6	G4FD	09.15	1591	B	97 kW	614	15
ENTOURAGE Mini Passenger Van 3.8	G6DA	09.06 - 12.08	3778	B	187 kW	617	36










							
EQUUS / CENTENNIAL (JS) 3.3	G6DB	10.04 - 03.09	3342	B	182 kW	616	34
EQUUS / CENTENNIAL (VI) 3.8	G6DA	03.09	3778	B	213 kW	617	36
GALLOPER II (JK-01) 2.5 TCi D	D4BH	08.98 - 12.03	2476	D	77 kW	616	32
GALLOPER II (JK-01) 2.5 TD intercooler	D4BH	08.98 - 12.03	2476	D	73 kW	616	32
GALLOPER II (JK-01) 2.5 TDCi Allrad (KPE1CP)	D4BH	11.97 - 06.03	2476	D	59 kW	616	32
GALLOPER II (JK-01) 2.5 TD	D4BA	02.97 - 12.03	2476	D	65 kW	616	33
GALLOPER II (JK-01) 2.5 TD	D4BF	02.97 - 12.03	2476	D	65 kW	616	32
GALLOPER II (JK-01) 2.6 TD Allrad	D4BB	08.98 - 06.03	2607	D	63 kW	616	31
GALLOPER II (JK-01) LPI Allrad	D4BF	02.97 - 12.03	2476	D/G	61 kW	616	32
GALLOPER II (JK-01) LPI Allrad	D4BH	02.97 - 12.03	2476	D/G	76 kW	616	32
GALLOPER I 2.5 TD intercooler	4D56-T	08.91 - 07.98	2477	D	70 kW	616	32
GALLOPER I 2.5 TD	4D56-T	08.91 - 07.98	2477	D	62 kW	616	32
GENESIS (BH) 3.0 GDi	G6DG	01.12 - 12.15	2999	B	200 kW	617	35
GENESIS (BH) 3.3 24V	G6DB	06.08 - 12.14	3342	B	171 kW	616	34
GENESIS (BH) 3.3	G6DB	01.09 - 02.14	3342	B	193 kW	616	34
GENESIS (BH) 3.8 V6	G6DA	01.08 - 12.14	3778	B	213 kW	617	36
GENESIS (DH) 3.0 GDI 4WD	G6DG	08.14 - 07.17	2999	B	189 kW	617	35
GENESIS (DH) 3.0 GDI 4WD	G6DG	06.14	2999	B	183 kW	617	35
GENESIS (DH) 3.0 GDI	G6DG	08.14 - 07.17	2999	B	189 kW	617	35
GENESIS (DH) 3.0 GDI	G6DG	06.14	2999	B	183 kW	617	35
GENESIS Coupe 3.8 CVVT	G6DA	09.09 - 12.13	3778	B	228 kW	617	36
GENESIS Coupe 3.8 V6	G6DA	01.08 - 02.14	3778	B	223 kW	617	36
GENESIS Coupe 3.8	G6DA	05.10	3778	B	226 kW	617	36
GETZ (TB) 1.1	G4HG	09.05 - 04.10	1086	B	49 kW	612	2
GETZ (TB) 1.1	G4HG	09.05 - 04.10	1086	B	49 kW	612	2
GETZ (TB) 1.3 i	G4EA	09.02 - 06.07	1341	B	60 kW	612	4
GETZ (TB) 1.3	G4EA	09.04 - 04.10	1341	B	61 kW	612	4
GETZ (TB) 1.3	G4EA	10.02 - 09.05	1341	B	63 kW	612	4
GETZ (TB) 1.4 i	G4EE	08.05 - 12.10	1399	B	71 kW	613	11
GETZ (TB) 1.5 CRDi GLS	D4FA	07.04 - 08.05	1493	D	75 kW	613	8
GETZ (TB) 1.5 CRDi GLS	D4FA	08.05 - 04.10	1493	D	81 kW	613	8
GETZ (TB) 1.5 CRDi	D3EA	03.03 - 09.05	1493	D	60 kW	615	21
GETZ (TB) 1.5 CRDi	D4FA	08.05 - 06.09	1493	D	65 kW	613	8
GETZ (TB) 1.5	G4EK	06.01 - 01.04	1495	B	66 kW	613	10
GETZ (TB) 1.6	G4ED-G	09.02 - 09.05	1599	B	77 kW	614	18
GETZ (TB) 1.6	G4ED-G	09.02 - 06.09	1599	B	78 kW	614	18
GETZ (TB) 1.6	G4ED	09.02 - 09.05	1599	B	77 kW	613	12
GETZ (TB) 1.6	G4ED	09.02 - 06.09	1599	B	78 kW	613	12
GRACE Bus 2.5 D	D4BA	07.93 - 06.94	2476	D	55 kW	616	33
GRACE Bus 2.5 TD	D4BF	06.98 - 10.01	2476	D	59 kW	616	32
GRACE Bus 2.6 D	D4BB	10.99 - 10.04	2607	D	57 kW	616	31
GRACE Kasten 2.4	G4CS	07.93 - 07.97	2351	B	90 kW	615	27
GRACE Kasten 2.4	G4CS	10.97 - 12.04	2351	B	84 kW	615	27
GRAND AVEGA 1.4 CVVT	G4FA	01.13 - 12.13	1396	B	79 kW	614	15
GRAND AVEGA 1.4 D-CVVT	G4LC	01.14 - 12.16	1368	B	74 kW	612	6
GRAND AVEGA 1.4	G4FA	05.11 - 12.12	1396	B	78 kW	614	15
GRAND SANTA FÉ 3.0 GDi Allrad	G6DG	07.13	2999	B	194 kW	617	35
GRAND SANTA FÉ 3.0 GDi Allrad	G6DG	07.13	2999	B	183 kW	617	35
GRAND SANTA FÉ 3.3 Allrad	G6DF	01.13	3342	B	199 kW	617	35
GRAND SANTA FÉ 3.3 Allrad	G6DF	01.13	3342	B	191 kW	617	35
GRAND SANTA FÉ 3.3	G6DF	01.14	3342	B	183 kW	617	35
GRAND SANTA FÉ 3.3	G6DF	01.13	3342	B	199 kW	617	35
GRAND SANTA FÉ 3.3	G6DF	01.13	3342	B	191 kW	617	35
GRANDEUR (HG) 3.0 GDI	G6DG	12.11	2999	B	195 kW	617	35
GRANDEUR (HG) 3.0 LPG	G6DG	01.11 - 05.16	2999	B/G	173 kW	617	35
GRANDEUR (HG) 3.0 MPI	G6DE	07.11	2999	B	184 kW	617	35
GRANDEUR (HG) 3.0 MPI	G6DE	01.12 - 10.16	2999	B	184 kW	617	35
GRANDEUR (HG) 3.0 MPI	G6DG	07.11	2999	B	184 kW	617	35
GRANDEUR (HG) 3.0	G6DE	07.11	2999	B	182 kW	617	35
GRANDEUR (HG) 3.0	G6DG	02.11 - 10.16	2999	B	199 kW	617	35
GRANDEUR (IG) 3.0 MPI	G6DE	10.17	2999	B	184 kW	617	35
GRANDEUR (IG) 3.5	G6DC	10.17	3470	B	213 kW	617	35

	 ENGINE		 ccm	 kW		 1 POS	
GRANDEUR (LX) LPI	G6AV	01.94 - 12.97	2497	B/G	119 kW	615	23
GRANDEUR (TG) 2.2 CRDi	D4EB	06.06 - 12.11	2188	D	110 kW	616	29
GRANDEUR (TG) 2.2 CRDi	D4EB	06.06 - 10.10	2188	D	114 kW	616	29
GRANDEUR (TG) 2.4	G4CS	11.06 - 12.11	2351	B	106 kW	615	27
GRANDEUR (TG) 3.3	G6DB	11.10 - 12.11	3342	B	191 kW	616	34
GRANDEUR (TG) 3.3	G6DB	04.05 - 12.10	3342	B	173 kW	616	34
GRANDEUR (TG) 3.3	G6DB	09.10 - 12.11	3342	B	194 kW	616	34
GRANDEUR (TG) 3.3	G6DB	02.07 - 12.11	3342	B	198 kW	616	34
GRANDEUR (TG) 3.3	G6DB	09.09 - 12.10	3342	B	196 kW	616	34
GRANDEUR (TG) 3.3	G6DB	01.07 - 06.11	3342	B	180 kW	616	34
GRANDEUR (TG) 3.3	G6DB	06.11 - 06.12	3342	B	195 kW	616	34
GRANDEUR (TG) 3.8	G6DA	06.05 - 12.11	3778	B	195 kW	617	36
GRANDEUR (TG) 3.8	G6DA	06.05 - 12.11	3778	B	195 kW	617	36
GRANDEUR (TG) 3.8	G6DA	09.10 - 12.11	3778	B	211 kW	617	36
GRANDEUR (TG) CNG	G6DB	05.05 - 12.10	3342	B/G	171 kW	616	34
GRANDEUR (TG) LPG	G6DB	05.05 - 12.10	3342	B/G	171 kW	616	34
GRANDEUR 2.4	G4CS	01.87 - 07.92	2351	B	90 kW	615	27
H-1 / STAREX Bus (A1) 2.4 4WD	G4CS	02.98 - 04.04	2351	B	82 kW	615	27
H-1 / STAREX Bus (A1) 2.4	G4CS	06.97 - 04.04	2351	B	82 kW	615	27
H-1 / STAREX Bus (A1) 2.5 CRDi 4WD	D4CB	12.02 - 04.04	2497	D	103 kW	616	30
H-1 / STAREX Bus (A1) 2.5 CRDi	D4CB	12.02 - 09.07	2497	D	103 kW	616	30
H-1 / STAREX Bus (A1) 2.5 CRDi	D4CB	06.06 - 12.07	2497	D	81 kW	616	30
H-1 / STAREX Bus (A1) 2.5 CRDi	D4CB	12.02 - 04.04	2497	D	120 kW	616	30
H-1 / STAREX Bus (A1) 2.5 D	D4BF	10.97 - 04.04	2476	D	57 kW	616	32
H-1 / STAREX Bus (A1) 2.5 D	D4BH	10.97 - 04.04	2476	D	57 kW	616	32
H-1 / STAREX Bus (A1) 2.5 LPI	D4BH	06.97 - 12.07	2476	D/G	74 kW	616	32
H-1 / STAREX Bus (A1) 2.5 TCI	D4BH	10.97 - 12.07	2476	D	73 kW	616	32
H-1 / STAREX Bus (A1) 2.5 TCI	D4BH	05.04 - 12.07	2476	D	74 kW	616	32
H-1 / STAREX Bus (A1) 2.5 TD 4WD	D4BF	02.98 - 04.04	2476	D	59 kW	616	32
H-1 / STAREX Bus (A1) 2.5 TD 4WD	D4BH	03.01 - 04.04	2476	D	73 kW	616	32
H-1 / STAREX Bus (A1) 2.5 TD 4WD	D4BH	11.01 - 04.04	2476	D	74 kW	616	32
H-1 / STAREX Bus (A1) 2.5 TD	D4BF	06.97 - 04.04	2476	D	59 kW	616	32
H-1 / STAREX Bus (A1) 2.5 TD	D4BF	10.97 - 04.08	2476	D	63 kW	616	32
H-1 / STAREX Bus (A1) 2.6 LPI	D4BB	10.97 - 04.04	2607	D/G	63 kW	616	31
H-1 / STAREX Bus (A1) 2.6 TDiC	D4BB	10.97 - 12.06	2607	D	63 kW	616	31
H-1 / STAREX Bus (A1) CRDi	D4CB	01.02 - 12.07	2497	D	107 kW	616	30
H-1 Cargo (TQ) 2.5 CRDi	D4CB	01.09	2497	D	94 kW	616	30
H-1 Cargo (TQ) 2.5 CRDi	D4CB	02.08	2497	D	125 kW	616	30
H-1 Cargo (TQ) 2.5 CRDi	D4CB	02.08	2497	D	81 kW	616	30
H-1 Cargo (TQ) 2.5 CRDi	D4CB	02.08	2497	D	120 kW	616	30
H-1 Cargo (TQ) 2.5 CRDi	D4CB	01.09	2497	D	85 kW	616	30
H-1 Cargo (TQ) 2.5 CRDi	D4CB	08.09	2497	D	100 kW	616	30
H-1 Cargo (TQ) 2.5 TDCi	D4BH	09.07	2476	D	74 kW	616	32
H-1 Kasten (A1) 2.4	G4CS	03.00 - 04.04	2351	B	82 kW	615	27
H-1 Kasten (A1) 2.5 CRDi	D4CB	08.03 - 12.07	2497	D	103 kW	616	30
H-1 Kasten (A1) 2.5 CRDi	D4CB	07.01 - 04.04	2497	D	81 kW	616	30
H-1 Kasten (A1) 2.5 D	D4BA	10.97 - 04.04	2476	D	57 kW	616	33
H-1 Kasten (A1) 2.5 TD	D4BF	03.00 - 09.00	2476	D	59 kW	616	32
H-1 Kasten (A1) 2.5 TD	D4BF	10.98 - 04.08	2476	D	63 kW	616	32
H-1 Kasten (A1) 2.5 TD	D4BH	03.00 - 10.06	2476	D	73 kW	616	32
H-1 Kasten (A1) 2.5 TD	D4BH	10.01 - 08.07	2476	D	74 kW	616	32
H-1 Kasten (A1) 2.6 CRDi	D4BB	10.97 - 12.07	2607	D	79 kW	616	31
H-1 Pritsche/Fahrgestell 2.5 CRDi	D4CB	12.02 - 10.05	2497	D	103 kW	616	30
H-1 Pritsche/Fahrgestell 2.5 D	D4BA	06.00 - 04.04	2476	D	57 kW	616	33
H-1 Pritsche/Fahrgestell 2.5 D	D4BH	06.00 - 10.06	2476	D	73 kW	616	32
H-1 Pritsche/Fahrgestell LPI	D4BH	01.01 - 10.06	2476	D/G	76 kW	616	32
H-1 Travel (TQ) 2.4	G4CS	02.08	2351	B	101 kW	615	27
H-1 Travel (TQ) 2.5 CRDi	D4CB	07.08	2497	D	100 kW	616	30
H-1 Travel (TQ) 2.5 CRDi	D4CB	02.08	2497	D	94 kW	616	30
H-1 Travel (TQ) 2.5 CRDi	D4CB	10.18	2497	D	110 kW	616	30
H-1 Travel (TQ) 2.5 CRDi	D4CB	05.08	2497	D	125 kW	616	30
H-1 Travel (TQ) 2.5 CRDi	D4CB	05.08	2497	D	120 kW	616	30








H-1 Travel (TQ) 2.5 CRDi	D4CB	08.11	2497	D	85 kW	616	30
H-1 Travel (TQ) 2.5 CRDi	D4CB	02.08	2497	D	103 kW	616	30
H-1 Travel (TQ) 2.5 CRDi	D4CB	02.08	2497	D	103 kW	616	30
H-1 Travel (TQ) 2.5 CRDi	D4CB	07.10	2497	D	81 kW	616	30
H-1 Travel (TQ) 2.5 CRDi	D4CB	03.08	2497	D	74 kW	616	30
H-1 Travel (TQ) 2.5 CRDi	D4CB	01.15	2497	D	129 kW	616	30
H-1 Travel (TQ) 2.5 TDCi	D4BH	09.07	2476	D	74 kW	616	32
H100 Bus (P) 2.4	G4CS	01.97 - 03.00	2351	B	84 kW	615	27
H100 Bus (P) 2.4	G4CS	07.93 - 03.00	2351	B	90 kW	615	27
H100 Bus (P) 2.5 D	D4BA	12.94 - 03.00	2476	D	57 kW	616	33
H100 Bus (P) 2.5 D	D4BA	07.93 - 10.04	2476	D	55 kW	616	33
H100 Bus (P) 2.5 D	D4BX	07.93 - 10.04	2477	D	55 kW	616	33
H100 Bus (P) 2.5 LPI	D4BA	12.94 - 03.00	2476	D/G	57 kW	616	33
H100 Bus (P) 2.5 TD	D4BF	07.93 - 10.04	2476	D	59 kW	616	32
H100 Bus (P) 2.6 D	D4BB	10.99 - 10.04	2607	D	57 kW	616	31
H100 Bus (P) 2.6 LPI	D4BB	10.99 - 10.04	2607	D/G	57 kW	616	31
H100 Kasten 2.4 TD	G4CS	07.93 - 07.97	2351	B	90 kW	615	27
H100 Kasten 2.4	G4CS	08.97 - 12.04	2351	B	82 kW	615	27
H100 Kasten 2.4	G4CS	08.97 - 10.03	2351	B	84 kW	615	27
H100 Kasten 2.5 D	D4BA	07.94 - 04.04	2476	D	57 kW	616	33
H100 Kasten 2.5 D	D4BA	07.93 - 12.94	2476	D	55 kW	616	33
H100 Kasten 2.5 D	D4BX	07.93 - 12.94	2477	D	55 kW	616	33
H100 Kasten 2.5 TDiC	D4BF	10.97 - 02.07	2476	D	59 kW	616	32
H100 Kasten 2.6 D	D4BB	10.99 - 12.04	2607	D	57 kW	616	31
H100 Kasten 2.6 TD	D4BB	07.93 - 05.98	2607	D	63 kW	616	31
H100 Pritsche/Fahrgestell (HR) 2.5 CRDi	D4CB	01.04	2497	D	96 kW	616	30
H100 Pritsche/Fahrgestell (HR) 2.5 TCI	D4BH	01.04 - 12.12	2476	D	74 kW	616	32
H100 Pritsche/Fahrgestell (HR) 2.5 TD	4D56-T	11.06	2477	D	74 kW	616	32
H100 Pritsche/Fahrgestell (HR) 2.5 TD	D4CB	01.10	2497	D	92 kW	616	30
H100 Pritsche/Fahrgestell (HR) 2.6 D	D4BB	01.04	2607	D	58 kW	616	31
H100 Pritsche/Fahrgestell 2.4	G4CS	05.96 - 12.97	2351	B	84 kW	615	27
H100 Pritsche/Fahrgestell 2.5 D	D4BA	05.96 - 10.01	2476	D	57 kW	616	33
H100 Pritsche/Fahrgestell 2.5 D	D4BA	07.93 - 12.97	2476	D	57 kW	616	33
H100 Pritsche/Fahrgestell 2.5 D	D4BF	05.96 - 12.97	2476	D	59 kW	616	32
H100 Pritsche/Fahrgestell 2.5 D	D4BH	03.96 - 08.98	2476	D	69 kW	616	32
H100 Pritsche/Fahrgestell 2.6 TD	D4BB	04.96 - 12.97	2607	D	63 kW	616	31
H100 Pritsche/Fahrgestell 2.6 TD	D4BB	05.96 - 12.97	2607	D	63 kW	616	31
H350 Bus 2.5 CRDi	D4CB	04.15	2497	D	110 kW	616	30
H350 Bus 2.5 CRDi	D4CB	04.15	2497	D	125 kW	616	30
H350 Kasten 2.5 CRDi	D4CB	04.15	2497	D	110 kW	616	30
H350 Kasten 2.5 CRDi	D4CB	04.15	2497	D	125 kW	616	30
H350 Pritsche/Fahrgestell 2.5 CRDi	D4CB	04.15	2497	D	125 kW	616	30
H350 Pritsche/Fahrgestell 2.5 CRDi	D4CB	04.15	2497	D	110 kW	616	30
HB20 / HB20X (BR2) 1.6 Flex	F4FA	09.19 - 03.22	1591	B/E	96 kW	613	14
HB20S Stufenheck (BR2) 1.6 Flex	F4FA	09.19	1591	B/E	96 kW	613	14
HB20S Stufenheck 1.6 Flex	F4FA	04.13 - 08.19	1591	B/E	94 kW	613	14
HB20S Stufenheck 1.6 Flex	G4FC	04.13 - 08.19	1591	B/E	94 kW	614	15
HB20 1.6 Flex	F4FA	11.12	1591	B/E	94 kW	613	14
HB20 1.6 Flex	G4FC	11.12	1591	B/E	94 kW	614	15
HB20 1.6	G4FC	01.16	1591	B	90 kW	614	15
HIGHWAY VAN 2.0 16V	G4JP	03.00 - 03.04	1997	B	100 kW	615	26
HIGHWAY VAN 2.0 CRDi	D4EA	03.01 - 03.04	1991	D	83 kW	615	22
IONIQ (AE) 1.6 GDI Hybrid	G4LE	03.16	1580	B	104 kW	612	6
IONIQ (AE) 1.6 GDI Plug-in Hybrid	G4LE	03.16	1580	E	77 kW	612	6
KONA (OS, OSE, OSI) 1.6 CRDi Hybrid 48V 4WD	D4FE	11.20	1598	D	100 kW	613	13
KONA (OS, OSE, OSI) 1.6 CRDi Hybrid 48V	D4FE	11.20	1598	D	100 kW	613	13
KONA (OS, OSE, OSI) 1.6 CRDi e-VGT AWD	D4FB	07.17	1582	D	100 kW	614	17
KONA (OS, OSE, OSI) 1.6 CRDi e-VGT AWD	D4FE	08.18	1598	D	100 kW	613	13
KONA (OS, OSE, OSI) 1.6 CRDi e-VGT	D4FB	07.17	1582	D	100 kW	614	17
KONA (OS, OSE, OSI) 1.6 CRDi e-VGT	D4FE	08.18	1598	D	100 kW	613	13
KONA (OS, OSE, OSI) 1.6 CRDi	D4FE	08.18	1598	D	85 kW	613	13
KONA (OS, OSE, OSI) 1.6 GDi Hybrid	G4LE	09.19	1580	E	104 kW	612	6

			<b>ccm</b>		<b>kw</b>		<b>1 POS</b>
KONA Kasten/SUV (OS, OSE, OSI) 1.6 GDi Hybrid	G4LE	06.19	1580	B/E	104 kW	612	6
LANTRA II (J-2) 1.5 12V	G4EK	12.96 - 09.00	1495	B	65 kW	613	10
LANTRA II (J-2) 1.6 16V	4G61	11.95 - 09.00	1596	B	84 kW	614	19
LANTRA II (J-2) 1.9 D	DJY	03.98 - 09.00	1905	D	50 kW	614	20
LANTRA II (J-2) 2.0	G4JP	04.97 - 05.00	1997	B	100 kW	615	26
LANTRA II (J-2) LPI	G4FK	06.95 - 12.00	1495	B/G	76 kW	613	11
LANTRA II Kombi (J-2) 1.5 12V	G4EK	04.97 - 10.00	1495	B	65 kW	613	10
LANTRA II Kombi (J-2) 1.5	G4FK	06.95 - 10.00	1495	B	76 kW	613	11
LANTRA II Kombi (J-2) 1.6 16V	4G61	02.96 - 10.00	1596	B	84 kW	614	19
LANTRA II Kombi (J-2) 1.9 D	DJY	03.98 - 10.00	1905	D	50 kW	614	20
LANTRA II Kombi (J-2) 2.0	G4JP	04.97 - 05.00	1997	B	100 kW	615	26
LANTRA II Kombi (J-2) LPI	G4FK	06.95 - 10.00	1495	B/G	76 kW	613	11
MARCIA 2.0	G4JP	07.96 - 05.98	1997	B	102 kW	615	26
MATRIX (FC) 1.5 CRDi VGT	D4FA	08.05 - 08.10	1493	D	81 kW	613	8
MATRIX (FC) 1.5 CRDi	D3EA	10.01 - 08.10	1493	D	60 kW	615	21
MATRIX (FC) 1.5 CRDi	D4FA	12.04 - 08.10	1493	D	75 kW	613	8
MATRIX (FC) 1.6	G4ED-G	06.01 - 08.10	1599	B	76 kW	614	18
MATRIX (FC) 1.6	G4ED	06.01 - 08.10	1599	B	76 kW	613	12
MATRIX (FC) 1.6	G4ED	01.02 - 12.05	1599	B	66 kW	613	12
PALISADE (LX2) 3.5 HTRAC	G6DC	09.20	3470	B	200 kW	617	35
PALISADE (LX2) 3.5 MPI HTRAC	G6DC	12.18	3470	B	204 kW	617	35
PALISADE (LX2) 3.5 MPI	G6DC	12.18	3470	B	204 kW	617	35
PALISADE (LX2) 3.5	G6DC	09.20	3470	B	200 kW	617	35
PORTER Bus 2.4	G4CS	03.96 - 04.04	2351	B	82 kW	615	27
PORTER Bus 2.5 CRDi	D4CB	02.03 - 04.04	2497	D	103 kW	616	30
PORTER Bus 2.5 TD	D4BA	07.94 - 04.04	2476	D	57 kW	616	33
PORTER Bus 2.5 TD	D4BH	07.94 - 04.04	2476	D	73 kW	616	32
PORTER Kasten 2.4	G4CS	03.96 - 04.04	2351	B	82 kW	615	27
PORTER Kasten 2.5 CRDi	D4CB	02.03 - 04.04	2497	D	103 kW	616	30
PORTER Kasten 2.5 CRDi	D4CB	05.04	2497	D	103 kW	616	30
PORTER Kasten 2.5 TCI	D4BH	05.04	2476	D	74 kW	616	32
PORTER Kasten 2.5 TD	D4BA	07.94 - 04.04	2476	D	57 kW	616	33
PORTER Kasten 2.5 TD	D4BH	07.94 - 04.04	2476	D	73 kW	616	32
PORTER Kasten 2.6 TD	D4BB	07.94 - 04.04	2607	D	63 kW	616	31
PORTER Pritsche/Fahrgestell 2.4	G4CS	03.96 - 04.04	2351	B	82 kW	615	27
PORTER Pritsche/Fahrgestell 2.5 CRDi	D4CB	02.03 - 04.04	2497	D	103 kW	616	30
PORTER Pritsche/Fahrgestell 2.5 CRDi	D4CB	01.14	2497	D	96 kW	616	30
PORTER Pritsche/Fahrgestell 2.5 D	D4BH	04.07	2476	D	71 kW	616	32
PORTER Pritsche/Fahrgestell 2.5 D	D4CB	01.12	2497	D	99 kW	616	30
PORTER Pritsche/Fahrgestell 2.5 TD	D4BA	07.94 - 04.04	2476	D	57 kW	616	33
PORTER Pritsche/Fahrgestell 2.5 TD	D4BH	07.94 - 04.04	2476	D	73 kW	616	32
PORTER Pritsche/Fahrgestell 2.6 TD	D4BB	07.94 - 04.04	2607	D	63 kW	616	31
PORTER Pritsche/Fahrgestell 2.6 TD	D4BB	01.01 - 12.04	2607	D	61 kW	616	31
REINA (CB) 1.4	G4LC	02.19	1368	B	70 kW	612	6
S COUPE (SLC) 1.5 i	G4EK	08.91 - 05.96	1495	B	65 kW	613	10
S COUPE (SLC) 1.5	G4EK	03.92 - 12.95	1495	B	69 kW	613	10
S COUPE (SLC) 1.5	G4EK	01.91 - 12.95	1495	B	75 kW	613	10
S COUPE (SLC) 1.5	G4EK	01.91 - 12.95	1495	B	95 kW	613	10
SANTA FE IV (TM, TMA) 3.5 MPI AWD	G6DC	07.18	3470	B	206 kW	617	35
SANTA FE IV (TM, TMA) 3.5 MPI AWD	G6DC	07.19 - 07.20	3470	B	183 kW	617	35
SANTA FE IV (TM, TMA) 3.5 MPI FWD	G6DC	07.18	3470	B	206 kW	617	35
SANTA FÉ I (SM) 2.0 CRDi 4x4	D4EA-V	08.03 - 03.06	1991	D	92 kW	615	22
SANTA FÉ I (SM) 2.0 CRDi 4x4	D4EA	04.01 - 03.06	1991	D	83 kW	615	22
SANTA FÉ I (SM) 2.0 CRDi 4x4	D4EA	08.03 - 03.06	1991	D	92 kW	615	22
SANTA FÉ I (SM) 2.0 CRDi Allrad	D4EA-F	11.03 - 02.06	1991	D	107 kW	615	22
SANTA FÉ I (SM) 2.0 CRDi Allrad	D4EA	11.03 - 02.06	1991	D	107 kW	615	22
SANTA FÉ I (SM) 2.0 CRDi	D4EA	08.01 - 03.06	1991	D	83 kW	615	22
SANTA FÉ I (SM) 2.0	G4JP	08.01 - 03.06	1997	B	99 kW	615	26
SANTA FÉ I (SM) 2.4 16V 4x4	G4JS-G	02.01 - 03.06	2351	B	100 kW	615	27
SANTA FÉ I (SM) 2.4 16V 4x4	G4JS-G	02.01 - 03.06	2351	B	107 kW	615	27
SANTA FÉ I (SM) 2.4 16V	G4JS-G	02.01 - 03.06	2351	B	100 kW	615	27
SANTA FÉ I (SM) 2.4 16V	G4JS-G	02.01 - 03.06	2351	B	107 kW	615	27









SANTA FÉ I (SM) 2.4 4x4	G4JS-G	09.03 - 12.04	2351	B	103 kW	615	27
SANTA FÉ I (SM) 2.7 4x4	G6BA-G	09.02 - 12.04	2656	B	129 kW	616	28
SANTA FÉ I (SM) 2.7 V6 4x4	G6BA-G	01.01 - 03.06	2656	B	127 kW	616	28
SANTA FÉ I Kasten/SUV (SM) CRDi 4x4	D4EA	04.01 - 12.05	1991	D	83 kW	615	22
SANTA FÉ I Kasten/SUV (SM) CRDi 4x4	D4EA	08.03 - 03.06	1991	D	92 kW	615	22
SANTA FÉ I Kasten/SUV (SM) CRDi	D4EA	08.01 - 07.03	1991	D	83 kW	615	22
SANTA FÉ II (CM) 2.0 4x4	D4EA	01.05 - 12.09	1991	D	111 kW	615	22
SANTA FÉ II (CM) 2.0 CRDi 4x4	D4EA	03.06 - 12.12	1991	D	85 kW	615	22
SANTA FÉ II (CM) 2.2 CRDi 4x4	D4EB	03.06 - 12.12	2188	D	102 kW	616	29
SANTA FÉ II (CM) 2.2 CRDi 4x4	D4EB	03.06 - 12.09	2188	D	114 kW	616	29
SANTA FÉ II (CM) 2.2 CRDi GLS 4x4	D4EB	03.06 - 11.10	2188	D	110 kW	616	29
SANTA FÉ II (CM) 2.2 CRDi GLS	D4EB	03.06 - 12.09	2188	D	110 kW	616	29
SANTA FÉ II (CM) 2.2 CRDi	D4EB	03.06 - 12.12	2188	D	102 kW	616	29
SANTA FÉ II (CM) 2.2 CRDi	D4EB	03.06 - 12.09	2188	D	114 kW	616	29
SANTA FÉ II (CM) 3.3 AWD	G6DB	03.06 - 12.09	3342	B	180 kW	616	34
SANTA FÉ II (CM) 3.3 Dynamic 4x4	G6DB	03.06 - 12.12	3342	B	173 kW	616	34
SANTA FÉ II (CM) 3.3	G6DB	09.06 - 01.09	3342	B	180 kW	616	34
SANTA FÉ II (CM) 3.5 4x4	G6DC	08.11 - 12.12	3470	B	204 kW	617	35
SANTA FÉ II (CM) 3.5 4x4	G6DC	07.10 - 12.12	3470	B	210 kW	617	35
SANTA FÉ II (CM) 3.5 4x4	G6DC	09.09 - 12.12	3470	B	206 kW	617	35
SANTA FÉ II (CM) 3.5 4x4	G6DC	01.09 - 05.13	3470	B	203 kW	617	35
SANTA FÉ II (CM) 3.5	G6DC	09.09 - 12.12	3470	B	206 kW	617	35
SANTA FÉ II (CM) 3.5	G6DC	02.11 - 12.12	3470	B	210 kW	617	35
SANTA FÉ II (CM) 3.5	G6DC	01.09 - 12.12	3470	B	203 kW	617	35
SANTA FÉ II Kasten/SUV (CM) CRDi 4x4	D4EB	09.06 - 12.11	2188	D	114 kW	616	29
SANTA FÉ II Kasten/SUV (CM) CRDi 4x4	D4EB	11.05 - 12.11	2188	D	110 kW	616	29
SANTA FÉ II Kasten/SUV (CM) CRDi	D4EB	09.06 - 12.11	2188	D	114 kW	616	29
SANTA FÉ III (DM, DMA) 3.0 GDi 4WD	G6DG	01.13	2999	B	194 kW	617	35
SANTA FÉ III (DM, DMA) 3.0 GDi	G6DG	01.13	2999	B	194 kW	617	35
SANTA FÉ III (DM, DMA) 3.3 4WD	G6DF	01.13	3342	B	199 kW	617	35
SANTA FÉ III (DM, DMA) 3.3	G6DF	03.14	3342	B	199 kW	617	35
SANTAMO 2.0 16V	G4JP	05.99 - 12.02	1997	B	102 kW	615	26
SANTRO (AH2) 1.1 CNG	G4HG	10.18 - 02.22	1086	B/G	43 kW	612	2
SANTRO (AH2) 1.1	G4HG	10.18 - 05.22	1086	B	51 kW	612	2
SANTRO (AH2) 1.1	G4HG	10.18	1086	B	50 kW	612	2
SANTRO I 1.0	G4HC	04.98 - 12.05	999	B	40 kW	612	1
SOLARIS Stufenheck (HCR) 1.4	G4LC	01.17	1368	B	74 kW	612	6
SOLARIS Stufenheck (HCR) 1.5 CRDi	D4FA	05.20	1493	D	85 kW	613	8
SOLARIS Stufenheck (HCR) 1.6 CRDi	D4FB	01.17	1582	D	94 kW	614	17
SONATA II (Y-2) 2.4 i	G4CS	09.88 - 02.92	2351	B	83 kW	615	27
SONATA II (Y-2) 2.4 i	G4CS	09.88 - 12.91	2351	B	87 kW	615	27
SONATA IV (EF) 2.0 16V	G4JP	06.98 - 10.01	1997	B	100 kW	615	26
SONATA IV (EF) 2.0 16V	G4JP	04.01 - 11.04	1997	B	96 kW	615	26
SONATA IV (EF) 2.0 CRDi Dynamic	D4EA-F	10.01 - 11.04	1991	D	103 kW	615	22
SONATA IV (EF) 2.0 CRDi Dynamic	D4EA	10.01 - 11.04	1991	D	103 kW	615	22
SONATA IV (EF) 2.0 Flex	G4JP	04.01 - 11.04	1997	B/E	98 kW	615	26
SONATA IV (EF) 2.0 LPG	G4JP	03.98 - 12.01	1997	B/G	108 kW	615	26
SONATA IV (EF) 2.0	G4JP	03.98 - 12.03	1997	B	108 kW	615	26
SONATA IV (EF) 2.7 V6	G6BA-G	10.01 - 11.04	2656	B	127 kW	616	28
SONATA IV (EF) 2.7 V6	G6BA-G	10.01 - 11.04	2656	B	123 kW	616	28
SONATA IV (EF) LPG	G4JP	09.02 - 12.05	1997	B/G	101 kW	615	26
SONATA V (NF) 2.0 CRDi	D4EA-F	06.07 - 12.10	1991	D	105 kW	615	22
SONATA V (NF) 2.0 CRDi	D4EA-F	02.06 - 12.10	1991	D	103 kW	615	22
SONATA V (NF) 2.0 CRDi	D4EA-F	02.06 - 12.10	1991	D	100 kW	615	22
SONATA V (NF) 2.0 CRDi	D4EA-F	03.09 - 12.10	1991	D	110 kW	615	22
SONATA V (NF) 2.0 CRDi	D4EA	06.07 - 12.10	1991	D	105 kW	615	22
SONATA V (NF) 2.0 CRDi	D4EA	02.06 - 12.10	1991	D	103 kW	615	22
SONATA V (NF) 2.0 CRDi	D4EA	02.06 - 12.10	1991	D	100 kW	615	22
SONATA V (NF) 2.0 CRDi	D4EA	03.09 - 12.10	1991	D	110 kW	615	22
SONATA V (NF) 3.3	G6DB	01.05 - 12.10	3342	B	171 kW	616	34
SONATA V (NF) 3.3	G6DB	01.08 - 12.10	3342	B	184 kW	616	34
SONATA V (NF) 3.3	G6DB	12.04 - 11.12	3342	B	173 kW	616	34



			<b>ccm</b>		<b>kw</b>		<b>1 POS</b>
SONATA V (NF) 3.3	G6DB	09.05 - 12.06	3342	B	175 kW	616	34
SONATA V (NF) 3.3	G6DB	09.07 - 12.08	3342	B	186 kW	616	34
SONATA VII (LF) 1.7 CRDi	D4FD	01.15	1685	D	104 kW	614	17
STELLAR (F31_, SF2_) 2.0 GSL	4G63	09.86 - 12.89	1997	B	61 kW	615	25
STELLAR (F31_, SF2_) 2.0 GSL	4G63	05.84 - 08.86	1997	B	66 kW	615	25
STELLAR (F31_, SF2_) 2.0 GSL	4G63	09.86 - 12.89	1997	B	74 kW	615	25
STELLAR (F31_, SF2_) 2.0	4G63	09.86 - 12.87	1997	B	68 kW	615	25
TERRACAN (HP) 2.5 D	D4BH	06.01 - 10.03	2476	D	74 kW	616	32
TERRACAN (HP) 2.5 D	D4BH	06.01 - 10.03	2476	D	59 kW	616	32
TERRACAN (HP) 2.5 TD 4WD	D4BH	12.01 - 12.06	2476	D	74 kW	616	32
TERRACAN (HP) 2.5 TD	D4BH	02.01 - 12.06	2476	D	74 kW	616	32
TIBURON Coupe 1.6 CVVT	G4ED-G	10.06 - 12.08	1599	B	78 kW	614	18
TIBURON Coupe 1.6 CVVT	G4ED	10.06 - 12.08	1599	B	78 kW	613	12
TRAJET (FO) 2.0 CRDi	D4EA-V	01.03 - 07.08	1991	D	92 kW	615	22
TRAJET (FO) 2.0 CRDi	D4EA	04.01 - 07.08	1991	D	83 kW	615	22
TRAJET (FO) 2.0 CRDi	D4EA	01.03 - 07.08	1991	D	92 kW	615	22
TRAJET (FO) 2.0	G4JP	03.00 - 07.08	1997	B	100 kW	615	26
TRAJET (FO) 2.7 V6	G6BA-G	09.00 - 07.08	2656	B	127 kW	616	28
TRAJET Kasten/Großraumlimousine (FO) 2.0	G4JP	09.99 - 07.08	1997	B	100 kW	615	26
TRAJET Kasten/Großraumlimousine (FO) CRDi	D4EA	04.04 - 07.08	1991	D	83 kW	615	22
TUCSON (JM) 2.0 CRDi Allrad	D4EA-F	01.06 - 03.10	1991	D	103 kW	615	22
TUCSON (JM) 2.0 CRDi Allrad	D4EA-F	01.06 - 03.10	1991	D	100 kW	615	22
TUCSON (JM) 2.0 CRDi Allrad	D4EA-F	01.07 - 03.10	1991	D	88 kW	615	22
TUCSON (JM) 2.0 CRDi Allrad	D4EA-F	01.09 - 03.10	1991	D	110 kW	615	22
TUCSON (JM) 2.0 CRDi Allrad	D4EA-V	01.06 - 03.10	1991	D	103 kW	615	22
TUCSON (JM) 2.0 CRDi Allrad	D4EA	08.04 - 03.10	1991	D	83 kW	615	22
TUCSON (JM) 2.0 CRDi Allrad	D4EA	01.06 - 03.10	1991	D	103 kW	615	22
TUCSON (JM) 2.0 CRDi Allrad	D4EA	01.06 - 03.10	1991	D	100 kW	615	22
TUCSON (JM) 2.0 CRDi Allrad	D4EA	01.07 - 03.10	1991	D	88 kW	615	22
TUCSON (JM) 2.0 CRDi Allrad	D4EA	01.09 - 03.10	1991	D	110 kW	615	22
TUCSON (JM) 2.0 CRDi	D4EA-F	01.06 - 03.10	1991	D	103 kW	615	22
TUCSON (JM) 2.0 CRDi	D4EA-F	01.06 - 03.10	1991	D	100 kW	615	22
TUCSON (JM) 2.0 CRDi	D4EA-F	01.07 - 03.10	1991	D	88 kW	615	22
TUCSON (JM) 2.0 CRDi	D4EA-F	01.09 - 03.10	1991	D	110 kW	615	22
TUCSON (JM) 2.0 CRDi	D4EA-V	01.06 - 03.10	1991	D	103 kW	615	22
TUCSON (JM) 2.0 CRDi	D4EA	08.04 - 03.10	1991	D	83 kW	615	22
TUCSON (JM) 2.0 CRDi	D4EA	01.06 - 03.10	1991	D	103 kW	615	22
TUCSON (JM) 2.0 CRDi	D4EA	01.06 - 03.10	1991	D	100 kW	615	22
TUCSON (JM) 2.0 CRDi	D4EA	01.07 - 03.10	1991	D	88 kW	615	22
TUCSON (JM) 2.0 CRDi	D4EA	01.09 - 03.10	1991	D	110 kW	615	22
TUCSON (JM) 2.7 Allrad	G6BA-G	08.04 - 11.10	2656	B	129 kW	616	28
TUCSON (NX4E, NX4A) 1.6 CRDi Hybrid 48V HTRAC	D4FE	11.20	1598	D	100 kW	613	13
TUCSON (NX4E, NX4A) 1.6 CRDi Hybrid 48V	D4FE	11.20	1598	D	100 kW	613	13
TUCSON (NX4E, NX4A) 1.6 CRDi	D4FE	11.20	1598	D	85 kW	613	13
TUCSON (TL, TLE) 1.6 CRDi Allrad	D4FE	08.18	1598	D	100 kW	613	13
TUCSON (TL, TLE) 1.6 CRDi Allrad	D4FE	08.18 - 09.20	1598	D	85 kW	613	13
TUCSON (TL, TLE) 1.6 CRDi hybrid 48V Allrad	D4FE	03.19	1598	D	100 kW	613	13
TUCSON (TL, TLE) 1.6 CRDi hybrid 48V	D4FE	03.19	1598	D	85 kW	613	13
TUCSON (TL, TLE) 1.6 CRDi hybrid 48V	D4FE	03.19	1598	D	100 kW	613	13
TUCSON (TL, TLE) 1.6 CRDi	D4FE	08.18 - 09.20	1598	D	85 kW	613	13
TUCSON (TL, TLE) 1.6 CRDi	D4FE	08.18	1598	D	100 kW	613	13
TUCSON (TL, TLE) 1.6 GDi Allrad	G4FD	11.17 - 09.20	1591	B	97 kW	614	15
TUCSON (TL, TLE) 1.6 GDi	G4FD	06.15 - 09.20	1591	B	97 kW	614	15
TUCSON (TL, TLE) 1.6 GDi	G4FD	06.15 - 09.20	1591	B	96 kW	614	15
TUCSON (TL, TLE) 1.7 CRDi	D4FD	06.15 - 09.20	1685	D	85 kW	614	17
TUCSON (TL, TLE) 1.7 CRDi	D4FD	06.15 - 09.20	1685	D	104 kW	614	17
TUCSON Kasten/SUV (JM) CRDi VGT	D4EA	01.09 - 03.10	1991	D	110 kW	615	22
TUCSON Kasten/SUV (JM) CRDi	D4EA	01.06 - 03.10	1991	D	103 kW	615	22
TUCSON Kasten/SUV (TLE) 1.6 CRDi	D4FE	08.18	1598	D	100 kW	613	13
VELOSTER (FS) 1.6 GDi	G4FD	03.11 - 12.17	1591	B	103 kW	614	15
VELOSTER (FS) 1.6 GDi	G4FD	01.17 - 12.17	1591	B	98 kW	614	15
VELOSTER (FS) 1.6 GDi	G4FC	10.11 - 12.17	1591	B	95 kW	614	15



VELOSTER (FS) 1.6 GDi	G4FD	10.11 - 12.17	1591	B	95 kW	614	15
VELOSTER (FS) 1.6 MPI	G4FC	04.11 - 12.17	1591	B	97 kW	614	15
VELOSTER (FS) 1.6 MPI	G4FC	01.15 - 12.17	1591	B	96 kW	614	15
VELOSTER (FS) 1.6	G4FC	06.11 - 12.17	1591	B	94 kW	614	15
VELOSTER (JS, JSN) 1.4 T-GDi	G4LD	01.18	1353	B	103 kW	612	5
VENUE (QX, QXI) CRDi (QXI)	D4FA	03.20	1493	D	74 kW	613	8
VENUE (QX, QXI) CRDi (QXI)	D4FC	07.19 - 03.20	1396	D	66 kW	612	7
XG (XG) 250	G6AV	12.98 - 12.05	2497	B	120 kW	615	23
i10 (BA, IA) 1.1 CRDi	D3FA	12.13	1120	D	52 kW	612	7
i10 (BA, IA) 1.2 CRDi	D3FB	09.16	1186	D	55 kW	614	16
i10 (BA, IA) 1.2	G4LA	12.13	1248	B	64 kW	612	3
i10 (BA, IA) 1.2	G4LA	09.14	1248	B	65 kW	612	3
i10 I (PA) 1.1 CRDi	D3FA	01.08 - 12.11	1120	D	55 kW	612	7
i10 I (PA) 1.1 LPG	G4HG	04.11 - 12.13	1086	B/G	51 kW	612	2
i10 I (PA) 1.1 LPG	G4HG	01.09 - 12.13	1086	B/G	48 kW	612	2
i10 I (PA) 1.1	G4HG	04.11 - 12.13	1086	B	51 kW	612	2
i10 I (PA) 1.1	G4HG	01.08 - 12.13	1086	B	49 kW	612	2
i10 I (PA) 1.1	G4HG	12.07 - 04.15	1086	B	48 kW	612	2
i10 I (PA) 1.1	G4HG	11.08 - 04.17	1086	B	50 kW	612	2
i10 I (PA) 1.2 LPG	G4LA	01.10 - 12.13	1248	B/G	57 kW	612	3
i10 I (PA) 1.2	G4LA	08.09 - 12.13	1248	B	63 kW	612	3
i10 I (PA) 1.2	G4LA	11.08 - 12.11	1248	B	57 kW	612	3
i10 I (PA) 1.2	G4LA	12.15	1248	B	64 kW	612	3
i10 II Cargo (BA, IA) 1.2	G4LA	09.16	1248	B	64 kW	612	3
i10 II Stufenheck 1.1 D	D3FA	03.14 - 02.17	1120	D	53 kW	612	7
i10 II Stufenheck 1.2 CRDi	D3FB	04.17 - 11.20	1186	D	55 kW	614	16
i10 II Stufenheck 1.2	G4LA	08.15	1248	B	64 kW	612	3
i10 II Stufenheck 1.2	G4LA	12.13	1248	B	65 kW	612	3
i10 III (AC3, AI3) 1.2 CRDi	D3FB	09.19	1186	D	55 kW	614	16
i10 III Stufenheck (AI3) 1.2 CRDi	D3FB	02.20	1186	D	55 kW	614	16
i20 ACTIVE (IB, GB) 1.4 CRDi	D4FC	09.15	1396	D	66 kW	612	7
i20 ACTIVE (IB, GB) 1.4	G4LC	09.15	1368	B	74 kW	612	6
i20 I (PB, PBT) 1.1 CRDi	D3FA	03.12 - 12.15	1120	D	55 kW	612	7
i20 I (PB, PBT) 1.2 LPG	G4LA	01.09 - 08.14	1248	B/G	60 kW	612	3
i20 I (PB, PBT) 1.2	G4LA	09.08 - 12.12	1248	B	57 kW	612	3
i20 I (PB, PBT) 1.2	G4LA	03.12 - 12.15	1248	B	63 kW	612	3
i20 I (PB, PBT) 1.4 CRDi	D4FC	09.08 - 12.12	1396	D	55 kW	612	7
i20 I (PB, PBT) 1.4 CRDi	D4FC	08.08 - 12.15	1396	D	66 kW	612	7
i20 I (PB, PBT) 1.4 LPG	G4FA	12.08 - 12.12	1396	B/G	75 kW	614	15
i20 I (PB, PBT) 1.4	G4FA	09.08 - 12.15	1396	B	74 kW	614	15
i20 I (PB, PBT) 1.6 CRDi	D4FB	09.08 - 12.12	1582	D	85 kW	614	17
i20 I (PB, PBT) 1.6 CRDi	D4FB	01.09 - 12.12	1582	D	94 kW	614	17
i20 I (PB, PBT) 1.6	G4FC	09.08 - 12.12	1591	B	93 kW	614	15
i20 I (PB, PBT) 1.6	G4FC	12.08	1591	B	91 kW	614	15
i20 II (GB, IB) 1.1 CRDi	D3FA	11.14	1120	D	55 kW	612	7
i20 II (GB, IB) 1.2 LPGi	G4LA	11.14	1248	B/G	61 kW	612	3
i20 II (GB, IB) 1.2 LPG	G4LA	01.19	1248	B/G	55 kW	612	3
i20 II (GB, IB) 1.2	G4LA	11.14	1248	B	55 kW	612	3
i20 II (GB, IB) 1.2	G4LA	11.14	1248	B	62 kW	612	3
i20 II (GB, IB) 1.4 CRDi	D4FC	11.14	1396	D	66 kW	612	7
i20 II (GB, IB) 1.4 CRDi	D4FC	01.18	1396	D	55 kW	612	7
i20 II (GB, IB) 1.4 MPI	G4LC	11.14	1368	B	85 kW	612	6
i20 II (GB, IB) 1.4	G4LC	11.14	1368	B	74 kW	612	6
i20 II Coupe (GB) 1.1 CRDi	D3FA	05.15	1120	D	55 kW	612	7
i20 II Coupe (GB) 1.2	G4LA	05.15	1248	B	62 kW	612	3
i20 II Coupe (GB) 1.4 CRDi	D4FC	05.15	1396	D	66 kW	612	7
i20 II Coupe (GB) 1.4	G4LC	05.15	1368	B	74 kW	612	6
i20 II Hatchback Van (GB, IB) 1.1 CRDi	D3FA	05.15	1120	D	55 kW	612	7
i20 II Hatchback Van (GB, IB) 1.2 MPI	G4LA	05.15	1248	B	62 kW	612	3
i20 II Hatchback Van (GB, IB) 1.2 MPI	G4LA	05.15	1248	B	55 kW	612	3
i20 II Hatchback Van (GB, IB) 1.4 CRDi	D4FC	05.15	1396	D	66 kW	612	7
i20 II Hatchback Van (GB, IB) 1.4 MPI	G4LC	05.15	1368	B	74 kW	612	6

	 ENGINE	 00000	ccm		kW		 1 POS
i20 III (BC3, BI3) 1.4 MPI	G4LC	05.21	1368	B	74 kW	612	6
i20 III (BC3, BI3) 1.5 CRDi	D4FA	11.20	1493	D	74 kW	613	8
i30 (FD) 1.4 LPG	G4FA	01.09 - 11.11	1396	B/G	80 kW	614	15
i30 (FD) 1.4	G4FA	10.07 - 11.11	1396	B	80 kW	614	15
i30 (FD) 1.4	G4FA	10.07 - 11.11	1396	B	77 kW	614	15
i30 (FD) 1.6 CRDi VGT	D4FB	10.07 - 11.11	1582	D	81 kW	614	17
i30 (FD) 1.6 CRDi	D4FB	01.10 - 11.11	1582	D	94 kW	614	17
i30 (FD) 1.6 CRDi	D4FB	10.07 - 11.11	1582	D	85 kW	614	17
i30 (FD) 1.6 CRDi	D4FB	10.07 - 11.11	1582	D	66 kW	614	17
i30 (FD) 1.6	G4FC	10.07 - 05.12	1591	B	90 kW	614	15
i30 (FD) 1.6	G4FC	10.07 - 11.11	1591	B	85 kW	614	15
i30 (FD) 1.6	G4FC	02.08 - 11.11	1591	B	93 kW	614	15
i30 (FD) 2.0 CRDi	D4EA-F	10.07 - 11.11	1991	D	103 kW	615	22
i30 (FD) 2.0 CRDi	D4EA-F	10.07 - 11.11	1991	D	100 kW	615	22
i30 (FD) 2.0 CRDi	D4EA	10.07 - 11.11	1991	D	103 kW	615	22
i30 (FD) 2.0 CRDi	D4EA	10.07 - 11.11	1991	D	100 kW	615	22
i30 (FD) LPG	G4FC	10.07 - 11.11	1591	B/G	89 kW	614	15
i30 (GD) 1.4 CRDi	D4FC	12.11 - 12.16	1396	D	66 kW	612	7
i30 (GD) 1.4 LPG	G4FA	01.13	1396	B/G	73 kW	614	15
i30 (GD) 1.4	G4FA	12.11 - 12.15	1396	B	73 kW	614	15
i30 (GD) 1.4	G4LC	12.14 - 12.16	1368	B	74 kW	612	6
i30 (GD) 1.6 16V Flex	G4FC	10.11 - 12.16	1591	B/E	94 kW	614	15
i30 (GD) 1.6 CRDi	D4FB	12.11 - 12.15	1582	D	94 kW	614	17
i30 (GD) 1.6 CRDi	D4FB	12.11 - 12.16	1582	D	81 kW	614	17
i30 (GD) 1.6 CRDi	D4FB	11.11 - 12.16	1582	D	100 kW	614	17
i30 (GD) 1.6 GDI	G4FD	12.11 - 12.16	1591	B	99 kW	614	15
i30 (GD) 1.6 GDI	G4FD	06.11	1591	B	103 kW	614	15
i30 (GD) 1.6 MPI	G4FC	06.14	1591	B	94 kW	614	15
i30 (GD) 1.6	G4FC	01.12 - 12.16	1591	B	88 kW	614	15
i30 (GD) 1.6	G4FC	12.11 - 12.15	1591	B	95 kW	614	15
i30 (GD) 1.6	G4FC	06.14	1591	B	96 kW	614	15
i30 (PDE, PD, PDEN) 1.4 MPI	G4LC	11.16	1368	B	74 kW	612	6
i30 (PDE, PD, PDEN) 1.4 T-GDI	G4LD	11.16	1353	B	103 kW	612	5
i30 (PDE, PD, PDEN) 1.6 16V	G4FC	07.17	1591	B	94 kW	614	15
i30 (PDE, PD, PDEN) 1.6 CRDi hybrid 48V	D4FE	03.20	1598	D	100 kW	613	13
i30 (PDE, PD, PDEN) 1.6 CRDi	D4FB	11.16	1582	D	100 kW	614	17
i30 (PDE, PD, PDEN) 1.6 CRDi	D4FB	11.16	1582	D	70 kW	614	17
i30 (PDE, PD, PDEN) 1.6 CRDi	D4FB	11.16	1582	D	81 kW	614	17
i30 (PDE, PD, PDEN) 1.6 CRDi	D4FB	08.18	1582	D	85 kW	614	17
i30 (PDE, PD, PDEN) 1.6 CRDi	D4FE	08.18	1598	D	85 kW	613	13
i30 (PDE, PD, PDEN) 1.6 CRDi	D4FE	08.18	1598	D	81 kW	613	13
i30 (PDE, PD, PDEN) 1.6 CRDi	D4FE	08.18	1598	D	70 kW	613	13
i30 (PDE, PD, PDEN) 1.6 CRDi	D4FE	08.18	1598	D	100 kW	613	13
i30 Coupe 1.4 CRDi	D4FC	05.13	1396	D	66 kW	612	7
i30 Coupe 1.4	G4FA	05.13	1396	B	73 kW	614	15
i30 Coupe 1.4	G4LC	12.14	1368	B	74 kW	612	6
i30 Coupe 1.6 CRDi	D4FB	05.13	1582	D	94 kW	614	17
i30 Coupe 1.6 CRDi	D4FB	11.15	1582	D	81 kW	614	17
i30 Coupe 1.6 CRDi	D4FB	12.14	1582	D	100 kW	614	17
i30 Coupe 1.6 GDI	G4FD	05.13	1591	B	99 kW	614	15
i30 Coupe 1.6 MPI	G4FC	11.16	1591	B	88 kW	614	15
i30 Coupe 1.6 MPI	G4FC	06.14	1591	B	96 kW	614	15
i30 FASTBACK (PDE, PDEN) 1.4 T-GDI	G4LD	06.17	1353	B	103 kW	612	5
i30 FASTBACK (PDE, PDEN) 1.6 CRDi hybrid 48V	D4FE	03.20	1598	D	100 kW	613	13
i30 FASTBACK (PDE, PDEN) 1.6 CRDi	D4FB	08.18	1582	D	100 kW	614	17
i30 FASTBACK (PDE, PDEN) 1.6 CRDi	D4FE	08.18	1598	D	100 kW	613	13
i30 FASTBACK (PDE, PDEN) 1.6 CRDi	D4FE	09.18	1598	D	100 kW	613	13
i30 Hatchback Van (GDE) 1.4 MPI	G4LC	05.15	1368	B	74 kW	612	6
i30 Hatchback Van (GDE) 1.6 CRDi	D4FB	05.15	1582	D	81 kW	614	17
i30 Hatchback Van (GDE) 1.6 GDI	G4FD	05.15	1591	B	99 kW	614	15
i30 Hatchback Van (PDE) 1.4 T-GDi	G4LD	11.16	1353	B	103 kW	612	5
i30 Kombi (FD) 1.4 LPG	G4FA	11.09 - 06.12	1396	B/G	80 kW	614	15



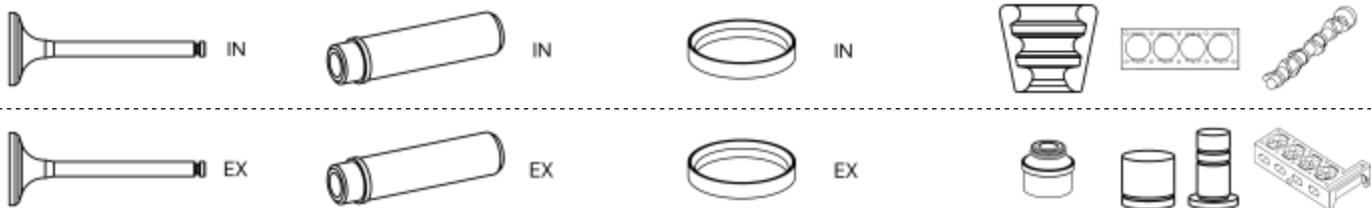


i30 Kombi (FD) 1.4	G4FA	10.07 - 06.12	1396	B	77 kW	614	15
i30 Kombi (FD) 1.4	G4FA	11.09 - 06.12	1396	B	80 kW	614	15
i30 Kombi (FD) 1.6 CRDi	D4FB	01.10 - 06.12	1582	D	94 kW	614	17
i30 Kombi (FD) 1.6 CRDi	D4FB	02.08 - 06.12	1582	D	85 kW	614	17
i30 Kombi (FD) 1.6 CRDi	D4FB	02.08 - 06.12	1582	D	66 kW	614	17
i30 Kombi (FD) 1.6	G4FC	02.08 - 06.12	1591	B	90 kW	614	15
i30 Kombi (FD) 1.6	G4FC	02.08 - 06.12	1591	B	85 kW	614	15
i30 Kombi (FD) 1.6	G4FC	02.08 - 06.12	1591	B	93 kW	614	15
i30 Kombi (FD) 2.0 CRDi	D4EA-F	02.08 - 06.12	1991	D	103 kW	615	22
i30 Kombi (FD) 2.0 CRDi	D4EA-F	10.08 - 06.12	1991	D	100 kW	615	22
i30 Kombi (FD) 2.0 CRDi	D4EA	02.08 - 06.12	1991	D	103 kW	615	22
i30 Kombi (FD) 2.0 CRDi	D4EA	10.08 - 06.12	1991	D	100 kW	615	22
i30 Kombi (GD) 1.4 CRDi	D4FC	06.12	1396	D	66 kW	612	7
i30 Kombi (GD) 1.4	G4FA	06.12 - 12.15	1396	B	73 kW	614	15
i30 Kombi (GD) 1.4	G4LC	01.15	1368	B	74 kW	612	6
i30 Kombi (GD) 1.6 CRDi	D4FB-5P	06.12 - 12.15	1582	D	94 kW	614	16
i30 Kombi (GD) 1.6 CRDi	D4FB	06.12 - 12.15	1582	D	94 kW	614	17
i30 Kombi (GD) 1.6 CRDi	D4FB	06.12	1582	D	81 kW	614	17
i30 Kombi (GD) 1.6 CRDi	D4FB	01.15	1582	D	100 kW	614	17
i30 Kombi (GD) 1.6 GDI	G4FD	06.12	1591	B	99 kW	614	15
i30 Kombi (GD) 1.6	G4FC	06.12	1591	B	88 kW	614	15
i30 Kombi (GD) 1.6	G4FD	06.12 - 12.15	1591	B	95 kW	614	15
i30 Kombi (PDE) 1.4 MPI	G4LC	03.17	1368	B	74 kW	612	6
i30 Kombi (PDE) 1.4 T-GDI	G4LD	03.17	1353	B	103 kW	612	5
i30 Kombi (PDE) 1.6 CRDi hybrid 48V	D4FE	03.20	1598	D	100 kW	613	13
i30 Kombi (PDE) 1.6 CRDi	D4FB	03.17	1582	D	81 kW	614	17
i30 Kombi (PDE) 1.6 CRDi	D4FB	03.17	1582	D	100 kW	614	17
i30 Kombi (PDE) 1.6 CRDi	D4FB	08.18	1582	D	85 kW	614	17
i30 Kombi (PDE) 1.6 CRDi	D4FB	08.18	1582	D	94 kW	614	17
i30 Kombi (PDE) 1.6 CRDi	D4FE	08.18	1598	D	85 kW	613	13
i30 Kombi (PDE) 1.6 CRDi	D4FE	08.18	1598	D	81 kW	613	13
i30 Kombi (PDE) 1.6 CRDi	D4FE	08.18	1598	D	100 kW	613	13
i30 Kombi Van (GDE, GD) 1.4 MPI	G4LC	05.15	1368	B	74 kW	612	6
i30 Kombi Van (GDE, GD) 1.6 CRDi	D4FB	05.15	1582	D	81 kW	614	17
i30 Kombi Van (GDE, GD) 1.6 GDI	G4FD	05.15	1591	B	99 kW	614	15
i30 Kombi Van (PDE) 1.4 T-GDi	G4LD	03.17	1353	B	103 kW	612	5
i30 Kombi Van (PDE) 1.6 CRDi VGT	D4FB	03.17	1582	D	81 kW	614	17
i30 Kombi Van (PDE) 1.6 CRDi VGT	D4FB	03.17	1582	D	100 kW	614	17
i40 I (VF) 1.6 CRDi	D4FE	07.18 - 05.19	1598	D	85 kW	613	13
i40 I (VF) 1.6 CRDi	D4FE	07.18 - 05.19	1598	D	100 kW	613	13
i40 I (VF) 1.6 GDI	G4FD	03.12 - 05.19	1591	B	99 kW	614	15
i40 I (VF) 1.7 CRDi	D4FD	01.15 - 05.19	1685	D	104 kW	614	17
i40 I (VF) 1.7 CRDi	D4FD	10.12 - 05.19	1685	D	103 kW	614	17
i40 I (VF) 1.7 CRDi	D4FD	03.12 - 05.19	1685	D	85 kW	614	17
i40 I (VF) 1.7 CRDi	D4FD	03.12 - 05.19	1685	D	100 kW	614	17
i40 I CW (VF) 1.6 CRDi	D4FE	07.18 - 05.19	1598	D	100 kW	613	13
i40 I CW (VF) 1.6 CRDi	D4FE	07.18 - 05.19	1598	D	85 kW	613	13
i40 I CW (VF) 1.6 GDI	G4FD	07.11 - 05.19	1591	B	99 kW	614	15
i40 I CW (VF) 1.7 CRDi	D4FD	03.12 - 05.19	1685	D	103 kW	614	17
i40 I CW (VF) 1.7 CRDi	D4FD	07.11 - 05.19	1685	D	85 kW	614	17
i40 I CW (VF) 1.7 CRDi	D4FD	07.11 - 05.19	1685	D	100 kW	614	17
i40 I CW (VF) 1.7 CRDi	D4FD	01.15 - 05.19	1685	D	104 kW	614	17
i40 I Kombi Van (VF) 1.7 CRDi	D4FD	05.15 - 05.19	1685	D	85 kW	614	17
ix20 (JC) 1.4 CRDi	D4FC-M	06.11 - 07.19	1396	D	57 kW	613	9
ix20 (JC) 1.4 CRDi	D4FC	11.10 - 07.19	1396	D	66 kW	612	7
ix20 (JC) 1.4 CRDi	D4FC	06.11 - 07.19	1396	D	57 kW	612	7
ix20 (JC) 1.4 LPG	G4FA	11.10 - 07.19	1396	B/G	66 kW	614	15
ix20 (JC) 1.4	G4FA	11.10 - 07.19	1396	B	66 kW	614	15
ix20 (JC) 1.4	G4FA	11.10 - 07.19	1396	B	74 kW	614	15
ix20 (JC) 1.6 CRDi	D4FB	06.11 - 07.19	1582	D	85 kW	614	17
ix20 (JC) 1.6 CRDi	D4FB	06.11 - 07.19	1582	D	94 kW	614	17
ix20 (JC) 1.6 LPG	G4FC	11.10 - 07.19	1591	B/G	92 kW	614	15

	 ENGINE	 00000	ccm		kW		 1 POS
ix20 (JC) 1.6	G4FC	11.10 - 07.19	1591	B	92 kW	614	15
ix35 (LM, EL, ELH) 1.6	G4FD	11.10	1591	B	99 kW	614	15
ix35 (LM, EL, ELH) 1.7 CRDi	D4FD	11.10	1685	D	85 kW	614	17
ix35 Van CRDi	D4FD	09.10 - 12.15	1685	D	85 kW	614	17
ix35 Van GDi	G4FD	05.15 - 12.15	1591	B	99 kW	614	15
ix55 3.0 V6 CRDi 4WD	D6EA	11.08	2959	D	180 kW	615	24
ix55 3.0 V6 CRDi 4WD	D6EA	09.11 - 12.12	2959	D	184 kW	615	24
ix55 3.0 V6 CRDi 4WD	D6EA	09.08 - 12.11	2959	D	176 kW	615	24
ix55 3.0 V6 CRDi 4WD	D6EA	03.12 - 11.12	2959	D	188 kW	615	24
ix55 3.0 V6 CRDi	D6EA	01.08 - 11.12	2959	D	176 kW	615	24
ix55 3.0 V6 CRDi	D6EA	03.12 - 11.12	2959	D	188 kW	615	24
ix55 3.8 V6 4WD	G6DA	09.06	3778	B	194 kW	617	36
ix55 3.8 V6 4WD	G6DA	01.08	3778	B	199 kW	617	36
ix55 3.8 V6 4WD	G6DA	01.07	3778	B	191 kW	617	36
ix55 3.8 V6	G6DA	09.06	3778	B	194 kW	617	36



ENGINE		Cylinders	ccm		kW		Emission	Noise	1 POS	ENGINE		Cylinders	ccm		kW		Emission	Noise	1 POS
			Displacement	Stroke	Power	Speed							Power	Speed	Displacement	Stroke			
4D56-T	91,100	4	2477	62 - 74	D	616	32			G4EA	71,500	4	1341	55 - 63	B	612	4		
4G61	82,300	4	1596	90 - 100	B	614	19			G4EB	75,500	4	1495	66	B	613	10		
4G63	85,000	4	1997	61 - 74	B	615	25			G4ED-G	77,400	4	1599	76 - 79	B	614	18		
D3EA	83,000	3	1493	60	D	615	21			G4ED	76,500	4	1599	66 - 89	B	613	12		
D3FA	75,000	3	1120	52 - 55	D	612	7			G4EE	75,500	4	1399	71	B	613	11		
D3FB	77,200	3	1186	55	D	614	16			G4EH	71,500	4	1341	40 - 62	B	612	4		
D4BA	91,100	4	2476	55 - 65	D	616	33			G4EK	75,500	4	1495	63 - 95	B	613	10		
D4BB	91,100	4	2607	57 - 79	D	616	31			G4FA	77,000	4	1396	66 - 80	B	614	15		
D4BF	91,100	4	2476	54 - 65	D	616	32			G4FC	77,000	4	1591	84 - 97	B	614	15		
D4BH	91,100	4	2476	59 - 78	D	616	32			G4FD	77,000	4	1591	95 - 103	B	614	15		
D4BX	91,100	4	2477	54 - 55	D	616	33			G4FD	77,000	4	1591	95 - 103	B	614	15		
D4CB	91,000	4	2497	74 - 129	D	616	30			G4FK	75,500	4	1495	73 - 81	B	613	11		
D4EA-F	83,000	4	1991	88 - 110	D	615	22			G4HC	66,000	4	999	40 - 46	B	612	1		
D4EA-V	83,000	4	1991	92	D	615	22			G4HG	67,000	4	1086	43 - 51	B	612	2		
D4EA	83,000	4	1991	83 - 110	D	615	22			G4JP	85,000	4	1997	92 - 108	B	615	26		
D4EB	87,000	4	2188	102 - 114	D	616	29			G4JS-G	86,500	4	2351	100 - 107	B	615	27		
D4FA	75,000	4	1493	65 - 85	D	613	8			G4LA	71,000	4	1248	55 - 65	B	612	3		
D4FB-5P	77,200	4	1582	94	D	614	16			G4LC	72,000	4	1368	70 - 85	B	612	6		
D4FB	77,200	4	1582	66 - 100	D	614	17			G4LD	71,600	4	1353	96 - 103	B	612	5		
D4FC-M	75,000	4	1396	57 - 66	D	613	9			G4LE	72,000	4	1580	77 - 104	B	612	6		
D4FC	75,000	4	1396	55 - 66	D	612	7			G6AV	83,500	6	2497	119	B	615	23		
D4FD	77,200	4	1685	85 - 104	D	614	17			G6BA-G	86,700	6	2656	121 - 129	B	616	28		
D4FE	77,000	4	1598	70 - 100	D	613	13			G6DA	96,000	6	3778	187 - 228	B	617	36		
D6EA	84,000	6	2959	176 - 188	D	615	24			G6DB	92,000	6	3342	171 - 198	B	616	34		
DJY	83,000	4	1905	50 - 52	D	614	20			G6DC	92,000	6	3470	183 - 213	B	617	35		
F4FA	77,000	4	1591	94 - 96	B	613	14			G6DE	92,000	6	2999	182 - 184	B/G	617	35		
G4CS	86,500	4	2351	82 - 106	B	615	27			G6DF	92,000	6	3342	183 - 199	B	617	35		
										G6DG	92,000	6	2999	173 - 200	B	617	35		



## 66,000 mm

1

G4HC ,

**852405-4**

23,40 x 5,50 x 100,45 x 45°

**862406-4**

27,00 x 5,50 x 100,15 x 45°

## 67,000 mm

2

G4HG ,

**852411-4**

23,50 x 5,50 x 99,60 x 45°

**862412-4**

27,00 x 5,50 x 99,00 x 45°

## 71,000 mm

3

G4LA ,

**973801-8**

Hydro

## 71,500 mm

4

G4EA , G4EH ,

**852401-4**

27,45 x 6,00 x 99,00 x 45°

**862402-4**

32,00 x 6,00 x 98,40 x 45°

**972401-8**

Hydro

## 71,600 mm

5

G4LD ,

**973801-8**

Hydro

## 72,000 mm

6

G4LC , G4LE ,

**973801-8**

Hydro

## 75,000 mm

7

D3FA , D4FC ,

**852415-4**

26,20 x 5,50 x 93,00 x 45°

**862416-4**

21,10 x 5,50 x 93,80 x 45°

**973701-8**

Hydro



## 75,000 mm

8

D4FA ,

**852415-4**

26,20 x 5,50 x 93,00 x 45°

**862118-4**

27,90 x 7,00 x 122,00 x 45°

**862416-4**

21,10 x 5,50 x 93,80 x 45°

**973701-8**

Hydro

## 75,000 mm

9

D4FC-M ,

**973701-8**

Hydro

## 75,500 mm

10

G4EB , G4EK ,

**852401-4**

27,45 x 6,00 x 99,00 x 45°

**862402-4**

32,00 x 6,00 x 98,40 x 45°

**972401-8**

Hydro

## 75,500 mm

11

G4EE , G4FK ,

**972401-8**

Hydro

## 76,500 mm

12

G4ED ,

**858703-4**

29,20 x 6,00 x 91,80 x 45°

**868704-4**

25,10 x 6,00 x 92,40 x 45°

## 77,000 mm

13

D4FE ,

**973701-8**

Hydro

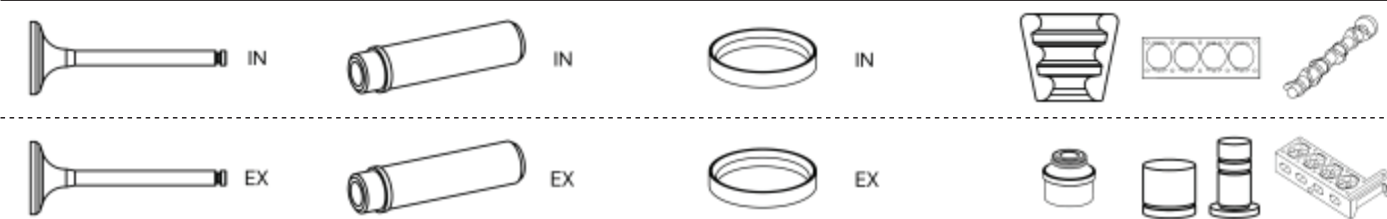
## 77,000 mm

14

F4FA ,

**862118-4**

27,90 x 7,00 x 122,00 x 45°



<b>77,000 mm</b>	<b>15</b>
------------------	-----------

G4FA , G4FC , G4FD ,

**852417-4**  
31,50 x 5,50 x 93,20 x 45°

**862418-4**  
25,90 x 5,50 x 92,70 x 45°

<b>77,200 mm</b>	<b>16</b>
------------------	-----------

D3FB , D4FB-5P ,

**973701-8**  
Hydro

<b>77,200 mm</b>	<b>17</b>
------------------	-----------

D4FB , D4FD ,

**852415-4**  
26,20 x 5,50 x 93,00 x 45°

**862416-4**  
21,10 x 5,50 x 93,80 x 45°

**973701-8**  
Hydro

<b>77,400 mm</b>	<b>18</b>
------------------	-----------

G4ED-G ,

**852403-4**  
34,00 x 6,50 x 109,60 x 45°

**862404-4**  
30,50 x 6,50 x 109,70 x 45°

**868704-4**  
25,10 x 6,00 x 92,40 x 45°

**972401-8**  
Hydro

<b>82,300 mm</b>	<b>19</b>
------------------	-----------

4G61 ,

**852403-4**  
34,00 x 6,50 x 109,60 x 45°

**858707-4**  
34,00 x 6,50 x 109,70 x 45°

**862404-4**  
30,50 x 6,50 x 109,70 x 45°

**868708-4**  
30,50 x 6,50 x 109,70 x 45°

<b>83,000 mm</b>	<b>20</b>
------------------	-----------

DJY ,

<b>853733-4</b> 38,50 x 8,00 x 112,40 x 45°	<b>883707-4</b> 14,06 x 8,00 x 52,20   IN   EX	<b>K-8</b>	<b>511104-1</b>
	<b>883711-4</b> 14,06 x 8,00 x 48,00   IN		<b>513701-1</b>

**863734-4**  
33,00 x 8,00 x 111,85 x 45°



## 83,000 mm

21

D3EA ,

**852413-4**

28,60 x 6,00 x 95,80 x 45°

**862414-4**

24,50 x 6,00 x 95,50 x 45°

**973701-8**

Hydro

## 83,000 mm

22

D4EA-F , D4EA-V , D4EA ,

**852413-4**

28,60 x 6,00 x 95,80 x 45°

**862414-4**

24,50 x 6,00 x 95,50 x 45°

## 83,500 mm

23

G6AV ,

**972401-8**

Hydro

## 84,000 mm

24

D6EA ,

**973701-8**

Hydro

## 85,000 mm

25

4G63 ,

**852403-4**

34,00 x 6,50 x 109,60 x 45°

**858707-4**

34,00 x 6,50 x 109,70 x 45°

**862404-4**

30,50 x 6,50 x 109,70 x 45°

**868708-4**

30,50 x 6,50 x 109,70 x 45°

## 85,000 mm

26

G4JP ,

**852403-4**

34,00 x 6,50 x 109,60 x 45°

## 86,500 mm

27

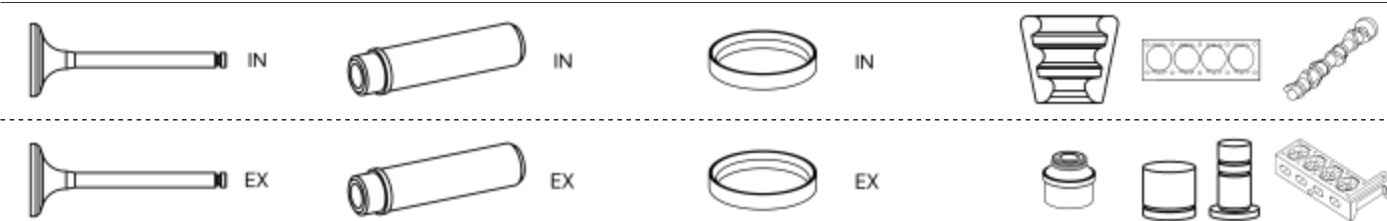
G4CS , G4JS-G ,

**852403-4**

34,00 x 6,50 x 109,60 x 45°

**862404-4**

30,50 x 6,50 x 109,70 x 45°



**86,700 mm** **28**

G6BA-G ,

972401-8

Hydro

**87,000 mm** **29**

D4EB ,

852413-4

28,60 x 6,00 x 95,80 x 45°

862414-4

24,50 x 6,00 x 95,50 x 45°

**91,000 mm** **30**

D4CB ,

973701-8

Hydro

**91,100 mm** **31**

D4BB ,

852407-4

40,00 x 8,00 x 130,00 x 45°

852409-4

42,10 x 8,00 x 132,00 x 45°

862408-4

34,10 x 8,00 x 129,85 x 45°

862410-4

36,10 x 8,00 x 131,80 x 45°

**91,100 mm** **32**

4D56-T , D4BF , D4BH ,

852407-4

40,00 x 8,00 x 130,00 x 45°

862408-4

34,10 x 8,00 x 129,85 x 45°

**91,100 mm** **33**

D4BA , D4BX ,

852407-4

40,00 x 8,00 x 130,00 x 45°

**92,000 mm** **34**

G6DB ,

883704-4

10,52 x 6,00 x 41,50 | IN | EX

863771-4

25,00 x 6,00 x 106,25 x 45°





IN



IN



IN



EX



EX



EX



**92,000 mm**

**35**

G6DC , G6DE , G6DF , G6DG ,

**883704-4**

10,52 x 6,00 x 41,50 | IN | EX

**96,000 mm**

**36**

G6DA ,

**883704-4**

10,52 x 6,00 x 41,50 | IN | EX

**863771-4**

25,00 x 6,00 x 106,25 x 45°



**siehe Motorenliste**

**see engline list**

**voir la liste des moteurs**


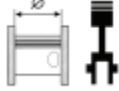




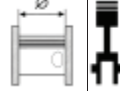



**ver lista de motores**

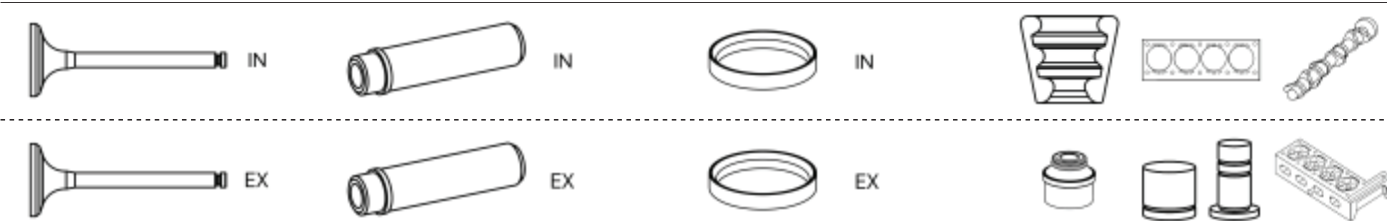
**см. список двигателей**

**تالكر حطما قمىق رظنا**



# INTERNATIONAL HARV.

			ccm	kW			1 POS				ccm	kW			1 POS
4-390	102,000	4	3922	59 kW	D	620	5	DD-111	87,300	3	1825	18 - 19 kW	D	620	2
D 414	109,000	6	0	0 kW	D	620	6	DD-66	82,600	2	1088	9 - 11 kW	D	620	1
D 436	109,000	6	0	0 kW	D	620	6	DD-74	87,300	2	1217	12 - 14 kW	D	620	2
D 466	109,000	6	0	0 kW	D	620	6	DD-99	82,600	3	1631	14 - 16 kW	D	620	1
D-155	98,430	3	2536	25 - 36 kW	D	620	3	DT 436	109,000	6	0	0 kW	D	620	6
D-179	98,430	3	2933	33 - 38 kW	D	620	3	DT 466	109,000	6	0	0 kW	D	620	6
D-206	98,430	4	3382	40 - 44 kW	D	620	3	DT-239	98,430	4	3911	59 - 63 kW	D	620	3
D-239	98,430	4	3911	45 - 56 kW	D	620	3	DT-268	100,000	4	4389	59 - 66 kW	D	620	4
D-246	100,000	4	4037	53 - 60 kW	D	620	4	DT-358	98,430	6	5867	88 - 100 kW	D	620	3
D-310	98,430	6	5070	62 - 88 kW	D	620	3	DTI 466	109,000	6	0	0 kW	D	620	6
D-358	98,430	6	5867	66 - 101 kW	D	620	3								



<b>82,600 mm</b>	<b>1</b>
------------------	----------

DD-66 , DD-99 ,

**862707-4**

32,00 x 9,00 x 147,70 x 45°

<b>87,300 mm</b>	<b>2</b>
------------------	----------

DD-111 , DD-74 ,

**862707-4**

32,00 x 9,00 x 147,70 x 45°

<b>98,430 mm</b>	<b>3</b>
------------------	----------

D-155 , D-179 , D-206 , D-239 , D-310 , D-358 , DT-239 , DT-358 ,

**852703-4**      **882703-4**

42,90 x 10,00 x 146,00 x 45°      16,00 x 10,00 x 79,00 | IN | EX

**911001-8**

Ø 10,00

<b>100,000 mm</b>	<b>4</b>
-------------------	----------

D-246 , DT-268 ,

**911001-8**

Ø 10,00

<b>102,000 mm</b>	<b>5</b>
-------------------	----------

4-390 ,

**851005-4**      **881110-4**

35,05 x 7,00 x 101,55 x 45°      12,56 x 7,00 x 37,50 | IN

**R-7**

**851086-6**

35,00 x 7,00 x 102,00 x 45°

**861000-4**

31,00 x 7,00 x 103,65 x 45°

**971004-8**

Hydro

<b>109,000 mm</b>	<b>6</b>
-------------------	----------

D 414 , D 436 , D 466 , DT 436 , DT 466 , DTI 466 ,








**852713-6**

36,00 x 9,00 x 147,70 x 45°

**862714-6**













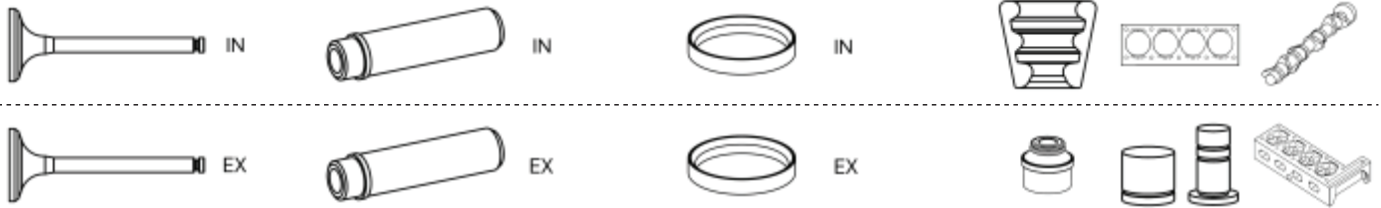
# IRAN KHODRO

							
	ENGINE		ccm				
DONGFENG H30 CROSS (DFM7160) 1.6	N6A10FX3A	04.16	1587	B	77 kW	623	2
PEUGEOT 206 Schrägheck (2A) 1.4	TU3JP	09.05	1360	B	55 kW	623	1
PEUGEOT 206 Schrägheck (2A) 1.6	TU5JP4	10.10	1587	B	81 kW	623	3
PEUGEOT 206 Schrägheck (2A) 1.6	TU5JP4	10.10	1587	B	77 kW	623	3
PEUGEOT 206 Schrägheck (2C, 2A) 1.4	TU3JP	08.00 - 07.05	1360	B	55 kW	623	1
PEUGEOT 206 Stufenheck (2R) 1.4	TU3JP	09.05	1360	B	55 kW	623	1
PEUGEOT 206 Stufenheck (2R) 1.6 CNG	TU5JP4CNG	10.10	1587	G	77 kW	623	2
PEUGEOT 206 Stufenheck (2R) 1.6	TU5JP4	10.10	1587	B	81 kW	623	3
PEUGEOT 206 Stufenheck (2R) 1.6	TU5JP4	10.10	1587	B	77 kW	623	3
PEUGEOT 207 i Schrägheck (WC) 1.6	TU5JP4	01.16	1587	B	77 kW	623	3
PEUGEOT 207 i Schrägheck (WC) 1.6	TU5JP4	10.10	1587	B	81 kW	623	3
PEUGEOT 207 i Stufenheck (2N) 1.6	TU5JP4	04.18	1587	B	77 kW	623	3
PEUGEOT 301 (DD) 1.6	EC5	08.17	1587	B	84 kW	623	2
PEUGEOT 405 Kombi (15E) 2.0	XU10J2	06.97 - 08.00	1998	B	90 kW	623	7
PEUGEOT 405 Stufenheck (15B) 1.6	TU5JP4L4	10.99	1587	B	79 kW	623	2
PEUGEOT 405 Stufenheck (15B) 1.6	XU52C	05.90 - 08.95	1580	B	65 kW	623	5
PEUGEOT 405 Stufenheck (15B) 2.0	XU10J2	10.94 - 08.00	1998	B	90 kW	623	7
PEUGEOT 504 Stufenheck (M03) 1.8	XM7	11.93 - 10.98	1796	B	53 kW	623	6
PEUGEOT PARS 1.6	TU5JP4L4	01.09	1587	B	79 kW	623	2
PEUGEOT PARS 1.6	TU5JP4	01.04 - 12.08	1587	B	76 kW	623	3
RENAULT TONDAR 90 Stufenheck (LSDAM) 1.6	K4M	04.08	1598	B	77 kW	623	4
RUNNA Stufenheck (X12) 1.6	N6A	06.10	1587	B	77 kW	623	2
SAMAND Stufenheck (7B) 1.6	TU5JP4L4	07.01	1587	B	76 kW	623	2
SOREN Stufenheck (ELX) 1.6	TU5JP4	06.07	1587	B	81 kW	623	3

# IRAN KHODRO



			<b>ccm</b>	<b>kW</b>			<b>1</b> <b>POS</b>				<b>ccm</b>	<b>kW</b>			<b>1</b> <b>POS</b>
EC5	78,500	4	1587	84 - 84 kW	B	623	2	TU5JP4L4	78,500	4	1587	76 - 79 kW	B	623	2
K4M	79,500	4	1598	75 - 77 kW	B	623	4	TU5JP4	78,500	4	1587	61 - 81 kW	B	623	3
N6A10FX3A	78,500	4	1587	77 - 77 kW	B	623	2	XM7	84,000	4	1796	53 - 58 kW	B	623	6
N6A	78,500	4	1587	77 - 77 kW	B	623	2	XU10J2	86,000	4	1998	90 - 90 kW	B	623	7
TU3JP	75,000	4	1360	55 - 55 kW	B	623	1	XU52C	83,000	4	1580	65 - 65 kW	B	623	5
TU5JP4CNG	78,500	4	1587	77 - 77 kW	G	623	2								



## 75,000 mm

1

TU3JP ,

853721-4

883708-4

K-7

36,50 x 7,00 x 112,70 x 45°

13,06 x 7,00 x 47,50 | IN | EX

853727-4

36,80 x 7,00 x 112,80 x 30°

863728-4

915001-8

29,30 x 7,00 x 112,60 x 45°

Ø 7,00

## 78,500 mm

2

EC5 , N6A10FX3A , N6A , TU5JP4CNG , TU5JP4L4 ,

915097-8

Ø 6,00

## 78,500 mm

3

TU5JP4 ,

853701-4

L-6

31,40 x 6,00 x 103,85 x 45°

863702-4

915097-8

24,60 x 6,00 x 104,50 x 45°

Ø 6,00

## 79,500 mm

4

K4M ,

863880-4

23,50 x 5,50 x 101,70 x 30°

## 83,000 mm

5

XU52C ,

K-8

## 84,000 mm

6

XM7 ,






K-8

## 86,000 mm

7

XU10J2 ,

M-8

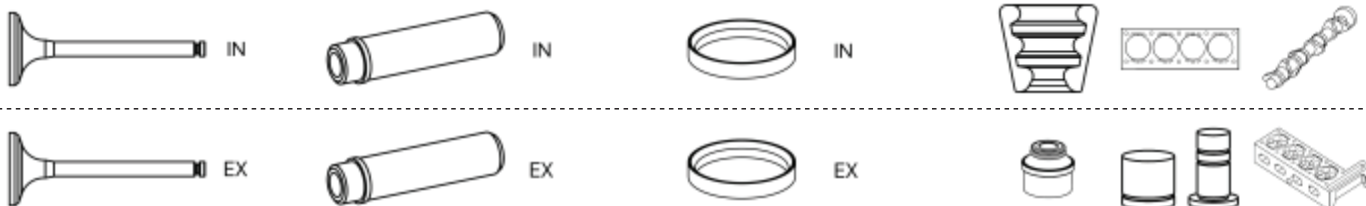
			<b>ccm</b>		<b>kw</b>		<b>1 POS</b>
AMIGO SUV 2.2 4WD	X 22 SE	09.97 - 12.00	2198	B	97 kW	626	6
AMIGO SUV 3.2 4WD	6VD1 (DOHC)	06.98 - 12.00	3165	B	153 kW	627	10
AMIGO SUV 3.2	6VD1 (DOHC)	06.98 - 12.00	3165	B	153 kW	627	10
ELF Kasten (NHR5_) 2.8 D	4JB1	10.85 - 09.03	2771	D	42 kW	627	9
ELF Kasten (NHR5_) 2.8 TD	4JB1-T	10.85 - 09.92	2771	D	57 kW	627	9
ELF Pritsche/Fahrgestell (NHR5_) 2.8 D	4JB1	10.85 - 09.03	2771	D	42 kW	627	9
ELF Pritsche/Fahrgestell (NHR5_) 2.8 TD	4JB1-T	10.85 - 09.92	2771	D	57 kW	627	9
FARGO Kasten 2.8 (QFR54F)	4JB1	05.97 - 12.99	2771	D	65 kW	627	9
FRONTIER 2.8 D 4x4	4JB1	11.97 - 08.03	2771	D	74 kW	627	9
FRONTIER 2.8 D	4JB1	11.97 - 08.03	2771	D	74 kW	627	9
FRONTIER 3.2 4x4	6VD1 (DOHC)	08.97 - 07.02	3165	B	130 kW	627	10
FRONTIER 3.2	6VD1 (DOHC)	08.97 - 07.02	3165	B	130 kW	627	10
GEMINI (JT) 1.5 D	4EC1	02.88 - 12.90	1488	D	37 kW	626	1
GEMINI (JT) 1.5 TD	4EC1T	02.88 - 12.90	1488	D	49 kW	626	2
GEMINI Stufenheck (JT) 1.5 D	4EC1	02.88 - 12.89	1488	D	37 kW	626	1
GEMINI Stufenheck (JT) 1.5 TD	4EC1T	02.88 - 12.89	1488	D	49 kW	626	2
GEMINI Stufenheck 1.5 D	4EC1	09.80 - 09.84	1488	D	37 kW	626	1
GEMINI Stufenheck 1.7 TD	4EE1	01.90 - 12.93	1686	D	65 kW	626	3
GEMINI 1.7 TD	4EE1	01.90 - 12.93	1686	D	65 kW	626	3
KB 2.0 4WD	C 20 NE	07.02 - 06.04	1998	B	85 kW	626	4
KB 2.0	C 20 NE	07.02 - 06.04	1998	B	85 kW	626	4
KB 2.2 4WD	X 22 SE	01.98 - 09.03	2198	B	85 kW	626	6
KB 2.2	X 22 SE	01.98 - 09.03	2198	B	85 kW	626	6
KB 2.4 4WD	C 24 SE	06.04	2405	B	94 kW	627	8
KB 2.4	C 24 SE	06.04	2405	B	94 kW	627	8
KB 3.2 4WD	6VD1 (DOHC)	01.98 - 09.03	3165	B	132 kW	627	10
KB 3.2	6VD1 (DOHC)	01.98 - 09.03	3165	B	132 kW	627	10
MU (_U_) 2.8 TD 4x4 (UCS55)	4JB1-T	05.90 - 07.93	2771	D	81 kW	627	9
MU (_U_) 3.2 4x4 (UES25)	6VD1 (DOHC)	06.98 - 08.02	3165	B	158 kW	627	10
PICKUP (TF) 2.8 TD (TFR55)	4JB1-T	07.99 - 08.04	2771	D	74 kW	627	9
PICKUP (TF) 2.8 TD (TFS55)	4JB1-T	07.96 - 12.07	2771	D	74 kW	627	9
RODEO Geländewagen geschlossen 2.2 4WD	X 22 SE	09.97 - 12.03	2198	B	97 kW	626	6
RODEO Geländewagen geschlossen 2.2	X 22 SE	09.97 - 12.03	2198	B	97 kW	626	6
RODEO Geländewagen geschlossen 2.8 TDi 4x4	4JB1-T	09.99 - 08.04	2771	D	84 kW	627	9
RODEO Geländewagen geschlossen 2.8 TDi	4JB1-T	09.99 - 08.04	2771	D	84 kW	627	9
RODEO Geländewagen geschlossen 3.2 4WD	6VD1 (DOHC)	09.92 - 12.95	3165	B	130 kW	627	10
RODEO Geländewagen geschlossen 3.2 4WD	6VD1 (DOHC)	09.95 - 12.97	3165	B	142 kW	627	10
RODEO Geländewagen geschlossen 3.2 V6 4WD	6VD1 (DOHC)	09.97 - 08.04	3165	B	151 kW	627	10
RODEO Geländewagen geschlossen 3.2 V6	6VD1 (DOHC)	09.97 - 08.04	3165	B	151 kW	627	10
RODEO Geländewagen geschlossen 3.2	6VD1 (DOHC)	09.92 - 12.95	3165	B	130 kW	627	10
RODEO Geländewagen geschlossen 3.2	6VD1 (DOHC)	09.95 - 12.97	3165	B	142 kW	627	10
RODEO SPORT 2.2	X 22 SE	09.00 - 12.03	2198	B	97 kW	626	6
RODEO SPORT 3.2 4WD	6VD1 (DOHC)	09.00 - 12.03	3165	B	153 kW	627	10
RODEO SPORT 3.2	6VD1 (DOHC)	09.00 - 12.03	3165	B	153 kW	627	10
TF Pick-up 2.8 TD 4WD	4JB1-T	10.97 - 09.03	2771	D	78 kW	627	9
TF Pick-up 2.8 TD	4JB1-T	10.97 - 09.03	2771	D	78 kW	627	9
TFR/TFS Pick-up (TF_) 2.8 D (TFR55H)	4JB1	09.91 - 12.02	2771	D	74 kW	627	9
TFR/TFS Pick-up (TF_) 2.8 D 4WD (TFS55H)	4JB1	09.91 - 12.02	2771	D	74 kW	627	9
TROOPER I (UBS) 2.8 TD (UBS55)	4JB1-T	10.87 - 12.91	2771	D	71 kW	627	9
TROOPER I (UBS) 2.8 TD	4JB1-T	10.87 - 12.91	2771	D	74 kW	627	9
TROOPER II (UB) 3.2	6VD1 (DOHC)	08.91 - 07.98	3165	B	130 kW	627	10
TROOPER II (UB) 3.2	6VD1 (DOHC)	09.95 - 12.97	3165	B	142 kW	627	10
TROOPER II Geländewagen offen (UB) 3.2	6VD1 (DOHC)	08.91 - 07.98	3165	B	130 kW	627	10
TROOPER III 3.2 (UBS25)	6VD1 (DOHC)	08.98 - 08.04	3165	B	151 kW	627	10
VEGA 2.8 TD 4x4	4JB1-T	08.98 - 12.02	2771	D	88 kW	627	9
VEHICROSS (_U_) 3.2 4x4 (UGS25)	6VD1 (DOHC)	04.97 - 12.00	3165	B	158 kW	627	10
WIZARD (_U_) 3.2 4x4 (UES25)	6VD1 (DOHC)	06.98 - 08.02	3165	B	158 kW	627	10





ENGINE			ccm	kW			1 POS
4EC1T	76,000	4	1488	49 - 54 kW	D	626	2
4EC1	76,000	4	1488	37 kW	D	626	1
4EE1	79,000	4	1686	65 kW	D	626	3
4JB1-T	93,000	4	2771	57 - 88 kW	D	627	9
4JB1	93,000	4	2771	42 - 74 kW	D	627	9
6VD1 (DOHC)	93,400	6	3165	130 - 158 kW	B	627	10
ADE314C	97,000	4	3784	62 kW	D	627	11
ADE364C	97,500	4	3972	70 kW	D	627	12

ENGINE			ccm	kW			1 POS
C 20 NE	86,000	4	1998	85 kW	B	626	4
C 22 NE	86,000	4	2198	81 kW	B	626	5
C 24 SE	87,500	4	2405	94 kW	B	627	8
C20LE	86,000	4	1998	72 kW	B	626	5
X 17 D (4EE1)	79,000	4	1686	44 kW	D	626	3
X 22 SE	86,000	4	2198	85 - 97 kW	B	626	6
Z 24 SED	87,500	4	2405	100 kW	B	626	7



## 76,000 mm

1

4EC1 ,

**853571-4**

34,50 x 7,00 x 104,10 x 45°

**863572-4**

30,70 x 7,00 x 104,05 x 45°

## 76,000 mm

2

4EC1T ,

**853571-4**

34,50 x 7,00 x 104,10 x 45°

## 79,000 mm

3

4EE1 , X 17 D (4EE1) ,

**853571-4**

34,50 x 7,00 x 104,10 x 45°

**863572-4**

30,70 x 7,00 x 104,05 x 45°

## 86,000 mm

4

C 20 NE ,

**853513-4**

41,90 x 7,00 x 104,00 x 45°

**883560-4**

11,03 x 7,00 x 45,80 | IN | EX

**K-7**

**913501-8**

Ø 7,00

**973501-8**

Hydro

## 86,000 mm

5

C 22 NE , C20LE ,

**913501-8**

Ø 7,00

## 86,000 mm

6

X 22 SE ,

**853563-4**

32,00 x 6,00 x 102,00 x 45°

**883558-4**

10,04 x 6,00 x 45,00 | IN | EX

**863564-4**

29,00 x 6,00 x 92,20 x 45°

**915097-8**

Ø 6,00

**973502-8**

Hydro

## 87,500 mm

7

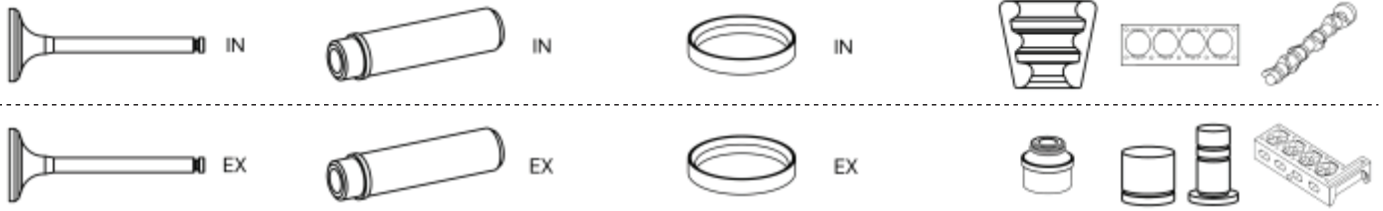
Z 24 SED ,

**883558-4**

10,04 x 6,00 x 45,00 | IN | EX

**915097-8**

Ø 6,00



**87,500 mm**

**8**

C 24 SE ,

**913501-8**

Ø 7,00

**93,000 mm**

**9**

4JB1-T , 4JB1 ,

**858001-4**

40,00 x 8,00 x 118,30 x 45°

**868002-4**

35,75 x 8,00 x 118,00 x 45°

**93,400 mm**

**10**

6VD1 (DOHC) ,

**853529-6**

34,00 x 6,00 x 104,00 x 30°

**863530-6**

29,00 x 6,00 x 103,00 x 45°

**972401-8**

Hydro

**97,000 mm**

**11**

ADE314C ,






**901005-1**

**97,500 mm**








**12**






ADE364C ,

**901005-1**

			<b>ccm</b>		<b>kW</b>		<b>1 POS</b>
DAILY I Kasten 30-8 (10014131, 10014132, 10014137, 10014231, 10014232,....	8140.61.200	01.78 - 12.89	2445	D	53 kW	640	8
DAILY I Kasten 35-10 (10314204, 10314211, 10314212, 10314217, 10314411,....	8140.21.200	01.85 - 12.89	2445	D	68 kW	640	8
DAILY I Kasten 35-8 (10034131, 10034132, 10034137, 10034224, 10034231,....	8140.61.200	01.78 - 12.89	2445	D	53 kW	640	8
DAILY I Kasten 40-10 V	8140.27 S	01.85 - 12.89	2445	D	68 kW	641	9
DAILY I Kasten 40-8 V	8140.61.200	01.83 - 06.89	2445	D	53 kW	640	8
DAILY I Kasten 45-10 V (10334204, 10334211, 10334212, 10334217,....	8140.21.200	01.85 - 12.89	2445	D	68 kW	640	8
DAILY I Kasten 49-10 V (10354204, 10354211, 10354212, 10354217,....	8140.21.200	01.85 - 12.89	2445	D	68 kW	640	8
DAILY I Pritsche/Fahrgestell 30-8 (10011131, 10011132, 10011231, 10011232, 10011237,....	8140.61.200	01.78 - 12.89	2445	D	53 kW	640	8
DAILY I Pritsche/Fahrgestell 35-10 (10310311, 10311111, 10311112, 10311117, 10311211,....	8140.21.200	01.85 - 12.89	2445	D	68 kW	640	8
DAILY I Pritsche/Fahrgestell 35-8 (10031131, 10031132, 10031137, 10031224, 10031231,....	8140.61.200	01.78 - 12.89	2445	D	53 kW	640	8
DAILY I Pritsche/Fahrgestell 40-10	8140.27 S	01.85 - 12.89	2445	D	68 kW	641	9
DAILY I Pritsche/Fahrgestell 40-8	8140.61.200	01.83 - 06.89	2445	D	53 kW	640	8
DAILY I Pritsche/Fahrgestell 45-10 (10331211, 10331212, 10331217, 10331304, 10331311,....	8140.21.200	01.85 - 12.89	2445	D	68 kW	640	8
DAILY I Pritsche/Fahrgestell 49-10 (10350211, 10350304, 10350311, 10350404, 10350411,....	8140.21.200	01.85 - 12.89	2445	D	68 kW	640	8
DAILY II Bus A 40-10 (94139111, 94139131, 94139311, 94139315,....	8140.27.2720	01.91 - 12.96	2499	D	76 kW	641	9
DAILY II Bus A 40-10 (94139111, 94139131, 94139311, 94139315,....	8140.27	01.91 - 12.96	2499	D	76 kW	640	6
DAILY II Bus A 40-10 (95719111, 95719131, 95719311, 95719315,....	8140.23	09.96 - 05.99	2798	D	76 kW	642	16
DAILY II Bus A 40-12 (95819311, 95819315, 95819317, 95819331)	8140.43	05.96 - 05.99	2798	D	90 kW	642	17
DAILY II Bus A 45-10 (94159111, 94159131, 94159211, 94159311,....	8140.27.2720	01.91 - 04.96	2499	D	76 kW	641	9
DAILY II Bus A 45-10 (95739111, 95739131, 95739311, 95739317,....	8140.23	05.96 - 05.99	2798	D	76 kW	642	16
DAILY II Bus A 45-12 (94179211, 94179231, 94179311, 94179317,....	8140.47.2711	06.90 - 04.96	2499	D	85 kW	641	9
DAILY II Bus A 45-12 (94179211, 94179231, 94179311, 94179317,....	8140.47.2721	06.90 - 04.96	2499	D	85 kW	641	9
DAILY II Bus A 45-12 (94179211, 94179231, 94179311, 94179317,....	8140.47S	06.90 - 04.96	2499	D	85 kW	641	12
DAILY II Bus A 45-12 (94179211, 94179231, 94179311, 94179317,....	8140.47	06.90 - 04.96	2499	D	85 kW	641	11
DAILY II Bus A 45-12 (95839211, 95839231, 95839311, 95839317,....	8140.43	05.96 - 05.99	2798	D	90 kW	642	17
DAILY II Bus A 49-10 (94719304, 94719324)	8140.27	01.90 - 01.96	2499	D	76 kW	640	6
DAILY II Kasten 2.5 4x4	8140.27.2700	11.89 - 05.96	2499	D	76 kW	641	9
DAILY II Kasten 2.5 4x4	8140.27	11.89 - 05.96	2499	D	76 kW	640	6
DAILY II Kasten 2.5 4x4	8140.47R.2790	11.89 - 05.96	2499	D	76 kW	641	9
DAILY II Kasten 2.8 D HM 4180	8140.43	06.00 - 07.07	2798	D	90 kW	642	17
DAILY II Kasten 2.8 D	8140.23	06.00 - 08.09	2798	D	76 kW	642	16
DAILY II Kasten 30-10 (13074131, 13075131)	8140.27	01.90 - 01.96	2499	D	76 kW	640	6
DAILY II Kasten 30-10 C	8140.23	01.97 - 05.99	2798	D	76 kW	642	16
DAILY II Kasten 30-8 (12914111, 12914112, 12914117, 12914131, 12914137,....	8140.07.2700	01.89 - 08.98	2499	D	55 kW	640	8
DAILY II Kasten 30-8 (12914111, 12914112, 12914117, 12914131, 12914137,....	8140.07.2712	01.89 - 08.98	2499	D	55 kW	640	8
DAILY II Kasten 30-8 (12914111, 12914112, 12914117, 12914131, 12914137,....	8140.67F.	01.89 - 08.98	2499	D	60 kW	641	13
DAILY II Kasten 30-8 (14914111, 14914117, 14914211, 14914217, 14915111,....	8140.63	09.98 - 05.99	2798	D	62 kW	642	17
DAILY II Kasten 30-8 (14914111, 14914117, 14914211, 14914217, 14915111,....	8140.67F.3710	01.89 - 08.98	2499	D	60 kW	641	14
DAILY II Kasten 30-8 (14914111, 14914117, 14914211, 14914217, 14915111,....	8140.67F.3711	01.89 - 08.98	2499	D	60 kW	641	14
DAILY II Kasten 30-8 (14914111, 14914117, 14914211, 14914217, 14915111,....	8140.67F.3713	01.89 - 08.98	2499	D	60 kW	641	14
DAILY II Kasten 30-8 (14914111, 14914117, 14914211, 14914217, 14915111,....	8140.67F.3721	01.89 - 08.98	2499	D	60 kW	641	14
DAILY II Kasten 30-8 (14914111, 14914117, 14914211, 14914217, 14915111,....	8140.67F.	01.89 - 08.98	2499	D	60 kW	641	13
DAILY II Kasten 30-8 V (14914111, 14914117, 14914211, 14914217, 14915111,....	8140.63	09.98 - 05.99	2798	D	62 kW	642	17
DAILY II Kasten 35-10 (12974212, 12974217, 13014111, 13014131, 13014204,....	8140.27	01.89 - 08.98	2499	D	76 kW	640	6
DAILY II Kasten 35-10 (12974212, 12974217, 13014111, 13014131, 13014204,....	8140.47R.2790	01.89 - 08.98	2499	D	76 kW	641	9
DAILY II Kasten 35-10 (12974212, 12974217, 13014111, 13014131, 13014204,....	8140.47R	01.89 - 08.98	2499	D	80 kW	641	9
DAILY II Kasten 35-10 (15034111, 15034204, 15034211, 15034215, 15034217,....	8140.23	01.96 - 05.99	2798	D	76 kW	642	16
DAILY II Kasten 35-12 (13114131, 13114204, 13114211, 13114212, 13114217,....	8140.47.2700	01.90 - 04.96	2499	D	85 kW	641	9
DAILY II Kasten 35-12 (13114131, 13114204, 13114211, 13114212, 13114217,....	8140.47S	01.90 - 04.96	2499	D	85 kW	641	12
DAILY II Kasten 35-12 (13114131, 13114204, 13114211, 13114212, 13114217,....	8140.47	01.90 - 04.96	2499	D	85 kW	641	11
DAILY II Kasten 35-12	8140.43	02.95 - 05.99	2798	D	90 kW	642	17
DAILY II Kasten 35-8 (12934104, 12934111, 12934112, 12934117, 12934124,....	8140.07.2700	01.91 - 08.98	2499	D	55 kW	640	8
DAILY II Kasten 35-8 (12934104, 12934111, 12934112, 12934117, 12934124,....	8140.07.2712	01.91 - 08.98	2499	D	55 kW	640	8
DAILY II Kasten 35-8 (12934104, 12934111, 12934112, 12934117, 12934124,....	8140.67F.3701	01.91 - 08.98	2499	D	60 kW	641	14
DAILY II Kasten 35-8 (12934104, 12934111, 12934112, 12934117, 12934124,....	8140.67F.3710	01.91 - 08.98	2499	D	60 kW	641	14
DAILY II Kasten 35-8 (12934104, 12934111, 12934112, 12934117, 12934124,....	8140.67F.3711	01.91 - 08.98	2499	D	60 kW	641	14
DAILY II Kasten 35-8 (12934104, 12934111, 12934112, 12934117, 12934124,....	8140.67F.3713	01.91 - 08.98	2499	D	60 kW	641	14
DAILY II Kasten 35-8 (12934104, 12934111, 12934112, 12934117, 12934124,....	8140.67F.3721	01.91 - 08.98	2499	D	60 kW	641	14
DAILY II Kasten 35-8 (12934104, 12934111, 12934112, 12934117, 12934124,....	8140.67F.	01.91 - 08.98	2499	D	60 kW	641	13
DAILY II Kasten 35-8 (14934104, 14934111, 14934204, 14934205, 14934211,....	8140.63	09.98 - 05.99	2798	D	62 kW	642	17
DAILY II Kasten 40-10 4x4 (15214104, 15214111, 15214117, 15215111)	8140.23	01.97 - 05.99	2798	D	76 kW	642	16
DAILY II Kasten 40-10 V	8140.27.2720	01.90 - 04.96	2499	D	76 kW	641	9








							
DAILY II Kasten 40-10 V	8140.27	01.90 - 04.96	2499	D	76 kW	640	6
DAILY II Kasten 45-10 V (13034204, 13034211, 13034212, 13034224,...)	8140.27.2720	01.89 - 04.96	2499	D	76 kW	641	9
DAILY II Kasten 45-10 V (13034204, 13034211, 13034212, 13034224,...)	8140.27	01.89 - 04.96	2499	D	76 kW	640	6
DAILY II Kasten 49-10 (15054204, 15054211, 15054215, 15054217, 15054224,...)	8140.23	01.96 - 12.99	2798	D	76 kW	642	16
DAILY II Kasten 49-10 V (13054204, 13054211, 13054212, 13054215,...)	8140.27.2700	01.89 - 09.96	2499	D	76 kW	641	9
DAILY II Kasten 49-10 V (13054204, 13054211, 13054212, 13054215,...)	8140.27	01.89 - 09.96	2499	D	76 kW	640	6
DAILY II Kasten 49-10 V (13054204, 13054211, 13054212, 13054215,...)	8140.47R.2790	01.89 - 09.96	2499	D	76 kW	641	9
DAILY II Kasten 49-12 V (13134124, 13134204, 13134211, 13134212,...)	8140.47.2711	06.90 - 04.96	2499	D	85 kW	641	9
DAILY II Kasten 49-12 V (13134124, 13134204, 13134211, 13134212,...)	8140.47.2721	06.90 - 04.96	2499	D	85 kW	641	9
DAILY II Kasten 49-12 V (13134124, 13134204, 13134211, 13134212,...)	8140.47S	06.90 - 04.96	2499	D	85 kW	641	12
DAILY II Kasten 49-12 V (13134124, 13134204, 13134211, 13134212,...)	8140.47	06.90 - 04.96	2499	D	85 kW	641	11
DAILY II Kasten 49-12 V (15154204, 15154211, 15154215, 15154217,...)	8140.43.	05.96 - 05.99	2798	D	90 kW	642	17
DAILY II Kasten 59-12 V (13154404, 13154411, 13154412, 13154417,...)	8140.47.2700	05.91 - 04.96	2499	D	85 kW	641	9
DAILY II Kasten 59-12 V (13154404, 13154411, 13154412, 13154417,...)	8140.47.2711	05.91 - 04.96	2499	D	85 kW	641	9
DAILY II Kasten 59-12 V (13154404, 13154411, 13154412, 13154417,...)	8140.47S	05.91 - 04.96	2499	D	85 kW	641	12
DAILY II Kasten 59-12 V (13154404, 13154411, 13154412, 13154417,...)	8140.47	05.91 - 04.96	2499	D	85 kW	641	11
DAILY II Kasten 59-12 V (15174404, 15174411, 15174415, 15174417)	8140.43.	05.96 - 05.99	2798	D	90 kW	642	17
DAILY II Kipper 35-12 K (15130311, 15130411, 15131111, 15131204,...)	8140.43.	09.96 - 08.98	2798	D	90 kW	642	17
DAILY II Pritsche/Fahrgestell 30-10 (15011131, 15011231)	8140.23	01.98 - 05.99	2798	D	76 kW	642	16
DAILY II Pritsche/Fahrgestell 30-8 (10011131, 10011132, 10011231, 10011232, 10011237,...)	8140.63	09.98 - 05.99	2798	D	62 kW	642	17
DAILY II Pritsche/Fahrgestell 30-8 (10011131, 10011132, 10011231, 10011232, 10011237,...)	8140.67F.3710	01.92 - 08.98	2499	D	60 kW	641	14
DAILY II Pritsche/Fahrgestell 30-8 (10011131, 10011132, 10011231, 10011232, 10011237,...)	8140.67F.3711	01.92 - 08.98	2499	D	60 kW	641	14
DAILY II Pritsche/Fahrgestell 30-8 (10011131, 10011132, 10011231, 10011232, 10011237,...)	8140.67F.3713	01.92 - 08.98	2499	D	60 kW	641	14
DAILY II Pritsche/Fahrgestell 30-8 (10011131, 10011132, 10011231, 10011232, 10011237,...)	8140.67F.3721	01.92 - 08.98	2499	D	60 kW	641	14
DAILY II Pritsche/Fahrgestell 30-8 (10011131, 10011132, 10011231, 10011232, 10011237,...)	8140.67F.	01.92 - 08.98	2499	D	60 kW	641	13
DAILY II Pritsche/Fahrgestell 30-8 (12910211, 12911111, 12911112, 12911117, 12911131,...)	8140.07.2700	01.92 - 08.98	2499	D	55 kW	640	8
DAILY II Pritsche/Fahrgestell 30-8 (12910211, 12911111, 12911112, 12911117, 12911131,...)	8140.67F.	01.92 - 08.98	2499	D	60 kW	641	13
DAILY II Pritsche/Fahrgestell 30-8 (14911111, 14911117, 14911211, 14911215, 14911217,...)	8140.63	09.98 - 05.99	2798	D	62 kW	642	17
DAILY II Pritsche/Fahrgestell 35-10 (12971112, 12971212, 12971312, 12971317, 12976112,...)	8140.27	01.89 - 12.96	2499	D	76 kW	640	6
DAILY II Pritsche/Fahrgestell 35-10 (12971112, 12971212, 12971312, 12971317, 12976112,...)	8140.47R.2790	01.89 - 12.96	2499	D	76 kW	641	9
DAILY II Pritsche/Fahrgestell 35-10 (13810217, 13810312, 13810417, 13811112, 13811212,...)	8140.47R	01.89 - 12.96	2499	D	80 kW	641	9
DAILY II Pritsche/Fahrgestell 35-10 (15030111, 15030211, 15030311, 15031111, 15031117,...)	8140.23	01.96 - 05.99	2798	D	76 kW	642	16
DAILY II Pritsche/Fahrgestell 35-12 (13110131, 13110211, 13110231, 13110311, 13110312,...)	8140.47.2700	01.90 - 04.96	2499	D	85 kW	641	9
DAILY II Pritsche/Fahrgestell 35-12 (13110131, 13110211, 13110231, 13110311, 13110312,...)	8140.47S	01.90 - 04.96	2499	D	85 kW	641	12
DAILY II Pritsche/Fahrgestell 35-12 (13110131, 13110211, 13110231, 13110311, 13110312,...)	8140.47	01.90 - 04.96	2499	D	85 kW	641	11
DAILY II Pritsche/Fahrgestell 35-12 (15130311, 15130411, 15131111, 15131204, 15131211,...)	8140.43.	05.96 - 05.99	2798	D	90 kW	642	17
DAILY II Pritsche/Fahrgestell 35-8 (12931102, 12931104, 12931111, 12931112, 12931117,...)	8140.07.2700	01.89 - 08.98	2499	D	55 kW	640	8
DAILY II Pritsche/Fahrgestell 35-8 (12931102, 12931104, 12931111, 12931112, 12931117,...)	8140.07.2712	01.89 - 08.98	2499	D	55 kW	640	8
DAILY II Pritsche/Fahrgestell 35-8 (12931102, 12931104, 12931111, 12931112, 12931117,...)	8140.67F.	01.89 - 08.98	2499	D	60 kW	641	13
DAILY II Pritsche/Fahrgestell 35-8 (14930304, 14931104, 14931111, 14931115, 14931204,...)	8140.63	09.98 - 05.99	2798	D	62 kW	642	17
DAILY II Pritsche/Fahrgestell 40-10 W 4x4 (13210111, 13210112, 13210211, 13210212,...)	8140.27	01.90 - 01.97	2499	D	76 kW	640	6
DAILY II Pritsche/Fahrgestell 40-10 W 4x4 (15211104, 15211105, 15211111, 15211115,...)	8140.23	01.97 - 05.99	2798	D	76 kW	642	16
DAILY II Pritsche/Fahrgestell 45-10 (13031204, 13031211, 13031212, 13031224, 13031231,...)	8140.27.2720	01.89 - 04.96	2499	D	76 kW	641	9
DAILY II Pritsche/Fahrgestell 45-10 (13031204, 13031211, 13031212, 13031224, 13031231,...)	8140.27	01.89 - 04.96	2499	D	76 kW	640	6
DAILY II Pritsche/Fahrgestell 49-10 (13050211, 13050231, 13050304, 13050311, 13050331,...)	8140.27.2700	01.89 - 04.96	2499	D	76 kW	641	9
DAILY II Pritsche/Fahrgestell 49-10 (13050211, 13050231, 13050304, 13050311, 13050331,...)	8140.27	01.89 - 04.96	2499	D	76 kW	640	6
DAILY II Pritsche/Fahrgestell 49-10 (13050211, 13050231, 13050304, 13050311, 13050331,...)	8140.47R.2790	01.89 - 04.96	2499	D	76 kW	641	9
DAILY II Pritsche/Fahrgestell 49-10 (15050304, 15050404, 15050411, 15051204, 15051211,...)	8140.23	05.96 - 05.99	2798	D	76 kW	642	16
DAILY II Pritsche/Fahrgestell 49-12 (13130211, 13130231, 13130304, 13130311, 13130312,...)	8140.47.2711	06.90 - 04.96	2499	D	85 kW	641	9
DAILY II Pritsche/Fahrgestell 49-12 (13130211, 13130231, 13130304, 13130311, 13130312,...)	8140.47.2721	06.90 - 04.96	2499	D	85 kW	641	9
DAILY II Pritsche/Fahrgestell 49-12 (13130211, 13130231, 13130304, 13130311, 13130312,...)	8140.47S	06.90 - 04.96	2499	D	85 kW	641	12
DAILY II Pritsche/Fahrgestell 49-12 (13130211, 13130231, 13130304, 13130311, 13130312,...)	8140.47	06.90 - 04.96	2499	D	85 kW	641	11
DAILY II Pritsche/Fahrgestell 49-12 (15150211, 15150311, 15150404, 15150411, 15151204,...)	8140.43.	05.96 - 05.99	2798	D	90 kW	642	17
DAILY II Pritsche/Fahrgestell 59-12 (13150204, 13150211, 13150231, 13150311, 13150312,...)	8140.47.2700	05.91 - 04.96	2499	D	85 kW	641	9
DAILY II Pritsche/Fahrgestell 59-12 (13150204, 13150211, 13150231, 13150311, 13150312,...)	8140.47.2711	05.91 - 04.96	2499	D	85 kW	641	9
DAILY II Pritsche/Fahrgestell 59-12 (13150204, 13150211, 13150231, 13150311, 13150312,...)	8140.47S	05.91 - 04.96	2499	D	85 kW	641	12
DAILY II Pritsche/Fahrgestell 59-12 (13150204, 13150211, 13150231, 13150311, 13150312,...)	8140.47	05.91 - 04.96	2499	D	85 kW	641	11
DAILY II Pritsche/Fahrgestell 59-12 (15170211, 15170304, 15170311, 15170504, 15170511,...)	8140.43.	05.96 - 05.99	2798	D	90 kW	642	17
DAILY III Bus 35 S 12, 35 C 12, 40 C 12	F1AE0481B	01.03 - 05.06	2287	D	85 kW	640	2
DAILY III Bus 35 S 13, 40 C 13, 50 C 13	8140.43S	05.99 - 05.06	2798	D	92 kW	642	17
DAILY III Bus 35 S 14, 50 C 14 (ATPA9FH2)	F1CE0481A	01.04 - 05.06	2998	D	100 kW	642	20
DAILY III Bus 35 S 14, 50 C 14 (ATPA9FH2)	F1CE0481E	01.04 - 05.06	2998	D	100 kW	642	20

			<b>ccm</b>		<b>kw</b>		<b>1 POS</b>
DAILY III Bus 40 C 11, 50 C 11	8140.43B	05.99 - 05.06	2798	D	78 kW	642	17
DAILY III Bus 40 C 11, 50 C 11	8140.43C	05.99 - 05.06	2798	D	78 kW	642	17
DAILY III Bus 40 C 15, 50 C 15	8140.43N	05.99 - 05.06	2798	D	107 kW	642	17
DAILY III Bus 40 C 17, 50 C 17	F1CE0481B	01.04 - 05.06	2998	D	122 kW	642	20
DAILY III Kasten 29 L 10 V (ALJA43A2, ALJA42A2, ALJA41A2)	F1AE0481A	09.02 - 07.07	2287	D	70 kW	640	2
DAILY III Kasten 29 L 11 V	8140.43B	05.99 - 07.07	2798	D	78 kW	642	17
DAILY III Kasten 29 L 11 V	8140.43C	05.99 - 07.07	2798	D	78 kW	642	17
DAILY III Kasten 29 L 12 V (ALKA41A2, ALLA52A2, ALKA42A2)	F1AE0481B	09.02 - 07.07	2287	D	85 kW	640	2
DAILY III Kasten 29 L 13	8140.43S	05.01 - 07.07	2798	D	92 kW	642	17
DAILY III Kasten 29 L 14	F1AE0481M	01.05 - 04.06	2287	D	100 kW	640	2
DAILY III Kasten 29 L 9 V	8140.63	05.99 - 07.07	2798	D	62 kW	642	17
DAILY III Kasten 35 C 12 V, 35 S 12 V (AGKA43A2, AGKB43A2, AGKB46A2,...)	F1AE0481B	09.02 - 07.07	2287	D	85 kW	640	2
DAILY III Kasten 35 C 14, 35 S 14	F1AE0481M	01.05 - 04.06	2287	D	100 kW	640	2
DAILY III Kasten 35 C 14	F1CE0481A	09.04 - 04.06	2998	D	100 kW	642	20
DAILY III Kasten 35 C 14	F1CE0481E	09.04 - 04.06	2998	D	100 kW	642	20
DAILY III Kasten 35 C 17, 35 S 17	F1CE0481B	01.05 - 04.06	2998	D	122 kW	642	20
DAILY III Kasten 35 S 10 (ANJA41A1, ANJA42A2, ANJA42AB, ANJA43A, ANJAV1A,...)	F1AE0481A	09.02 - 07.07	2287	D	70 kW	640	2
DAILY III Kasten 35 S 11 V, 35 C 11 V	8140.43B	05.99 - 07.07	2798	D	78 kW	642	17
DAILY III Kasten 35 S 11 V, 35 C 11 V	8140.43C	05.99 - 07.07	2798	D	78 kW	642	17
DAILY III Kasten 35 S 13 V, 35 C 13 V	8140.43S	05.99 - 07.07	2798	D	92 kW	642	17
DAILY III Kasten 35 S 15 V, 35 C 15 V (A6HCV3B2, A6HBV4B2, A6HC41B2,...)	8140.43N	11.02 - 07.07	2798	D	107 kW	642	17
DAILY III Kasten 35 S 9 V, 35 C 9 V	8140.63	05.99 - 07.07	2798	D	62 kW	642	17
DAILY III Kasten 40 C 13	8140.43S	05.99 - 04.06	2798	D	92 kW	642	17
DAILY III Kasten 40 C 14	F1CE0481A	09.04 - 04.06	2998	D	100 kW	642	20
DAILY III Kasten 40 C 15	8140.43N	11.01 - 04.06	2798	D	107 kW	642	17
DAILY III Kasten 40 C 17, 40 S 17	F1CE0481B	07.99 - 12.06	2998	D	122 kW	642	20
DAILY III Kasten 45 C 14	F1CE0481A	07.99 - 10.09	2998	D	100 kW	642	20
DAILY III Kasten 50 C 11	8140.43B	05.99 - 07.07	2798	D	78 kW	642	17
DAILY III Kasten 50 C 11	8140.43C	05.99 - 07.07	2798	D	78 kW	642	17
DAILY III Kasten 50 C 13	8140.43S	05.99 - 07.07	2798	D	92 kW	642	17
DAILY III Kasten 50 C 14	F1CE0481A	09.04 - 10.09	2998	D	100 kW	642	20
DAILY III Kasten 50 C 14	F1CE0481E	09.04 - 10.09	2998	D	100 kW	642	20
DAILY III Kasten 50 C 15	8140.43N	01.01 - 04.06	2798	D	107 kW	642	17
DAILY III Kasten 50 C 17	F1CE0481B	09.04 - 04.06	2998	D	122 kW	642	20
DAILY III Kasten 65 C 14	F1CE0481A	09.04 - 04.06	2998	D	100 kW	642	20
DAILY III Kasten 65 C 14	F1CE0481E	09.04 - 04.06	2998	D	100 kW	642	20
DAILY III Kasten 65 C 15	8140.43N	11.01 - 04.06	2798	D	107 kW	642	17
DAILY III Kasten 65 C 17	F1CE0481B	09.04 - 04.06	2998	D	122 kW	642	20
DAILY III Pritsche/Fahrgestell 29 L 10 (ALJAV1A1, ALJA41AA, ALJA41A1, AHJA64A1,...)	F1AE0481A	09.02 - 04.06	2287	D	70 kW	640	2
DAILY III Pritsche/Fahrgestell 29 L 11	8140.43B	03.98 - 08.09	2798	D	78 kW	642	17
DAILY III Pritsche/Fahrgestell 29 L 11	8140.43C	03.98 - 08.09	2798	D	78 kW	642	17
DAILY III Pritsche/Fahrgestell 29 L 12 (ALKA41A1, AHKA64A1, ALLA51A1)	F1AE0481B	09.02 - 04.06	2287	D	85 kW	640	2
DAILY III Pritsche/Fahrgestell 29 L 13	8140.43S	11.01 - 04.06	2798	D	92 kW	642	17
DAILY III Pritsche/Fahrgestell 29 L 14 (AHRA11C1B1, AHRA14C1B1, AHRA64C1B1)	F1AE0481M	11.05 - 04.06	2287	D	100 kW	640	2
DAILY III Pritsche/Fahrgestell 29 L 9	8140.63	05.99 - 04.06	2798	D	62 kW	642	17
DAILY III Pritsche/Fahrgestell 35 C 10 V, 35 S 10 V (AMJA14A1, AMJA64A1, AMJA65A1,...)	F1AE0481A	09.02 - 04.06	2287	D	70 kW	640	2
DAILY III Pritsche/Fahrgestell 35 C 12, 35 S 12 (AEKA14A1, AEKA14AA, AEKA64A1,...)	F1AE0481B	09.02 - 04.06	2287	D	85 kW	640	2
DAILY III Pritsche/Fahrgestell 35 C 14, 35 S 14	F1AE0481M	01.05 - 04.06	2287	D	100 kW	640	2
DAILY III Pritsche/Fahrgestell 35 C 14	F1CE0481A	09.04 - 04.06	2998	D	100 kW	642	20
DAILY III Pritsche/Fahrgestell 35 C 14	F1CE0481E	09.04 - 04.06	2998	D	100 kW	642	20
DAILY III Pritsche/Fahrgestell 35 C 15	8140.43N	11.01 - 04.06	2798	D	107 kW	642	17
DAILY III Pritsche/Fahrgestell 35 C 17, 35 S 17	F1CE0481B	01.05 - 04.06	2998	D	122 kW	642	20
DAILY III Pritsche/Fahrgestell 35 S 11, 35 C 11 (A2FC13AA, A6FBU4AB, A2NB14A1, A2ND13A-1,...)	8140.43B	05.99 - 04.06	2798	D	78 kW	642	17
DAILY III Pritsche/Fahrgestell 35 S 11, 35 C 11 (A2FC13AA, A6FBU4AB, A2NB14A1, A2ND13A-1,...)	8140.43C	05.99 - 04.06	2798	D	78 kW	642	17
DAILY III Pritsche/Fahrgestell 35 S 13, 35 C 13	8140.43S	03.98 - 08.09	2798	D	92 kW	642	17
DAILY III Pritsche/Fahrgestell 35 S 9, 35 C 9	8140.63	05.99 - 04.06	2798	D	62 kW	642	17
DAILY III Pritsche/Fahrgestell 40 C 10 (AEJB14A1)	F1AE0481A	09.02 - 04.06	2287	D	70 kW	640	2
DAILY III Pritsche/Fahrgestell 40 C 11	8140.43B	04.01 - 11.03	2798	D	78 kW	642	17
DAILY III Pritsche/Fahrgestell 40 C 11	8140.43C	04.01 - 11.03	2798	D	78 kW	642	17
DAILY III Pritsche/Fahrgestell 40 C 13	8140.43S	05.99 - 04.06	2798	D	92 kW	642	17
DAILY III Pritsche/Fahrgestell 40 C 14	F1CE0481A	09.04 - 10.09	2998	D	100 kW	642	20













			ccm				
DAILY III Pritsche/Fahrgestell 40 C 15	8140.43N	11.01 - 04.06	2798	D	107 kW	642	17
DAILY III Pritsche/Fahrgestell 40 C 17, 40 S 17	F1CE0481B	01.05 - 04.06	2998	D	122 kW	642	20
DAILY III Pritsche/Fahrgestell 50 C 11	8140.43B	05.99 - 04.06	2798	D	78 kW	642	17
DAILY III Pritsche/Fahrgestell 50 C 11	8140.43C	05.99 - 04.06	2798	D	78 kW	642	17
DAILY III Pritsche/Fahrgestell 50 C 13	8140.43S	05.99 - 04.06	2798	D	92 kW	642	17
DAILY III Pritsche/Fahrgestell 50 C 14	F1CE0481A	09.04 - 04.06	2998	D	100 kW	642	20
DAILY III Pritsche/Fahrgestell 50 C 14	F1CE0481E	09.04 - 04.06	2998	D	100 kW	642	20
DAILY III Pritsche/Fahrgestell 50 C 15	8140.43N	01.01 - 04.06	2798	D	107 kW	642	17
DAILY III Pritsche/Fahrgestell 50 C 17	F1CE0481B	09.04 - 04.06	2998	D	122 kW	642	20
DAILY III Pritsche/Fahrgestell 65 C 14	F1CE0481A	09.04 - 04.06	2998	D	100 kW	642	20
DAILY III Pritsche/Fahrgestell 65 C 14	F1CE0481E	09.04 - 04.06	2998	D	100 kW	642	20
DAILY III Pritsche/Fahrgestell 65 C 15	8140.43N	11.01 - 04.06	2798	D	107 kW	642	17
DAILY III Pritsche/Fahrgestell 65 C 17	F1CE0481B	09.04 - 04.06	2998	D	122 kW	642	20
DAILY IV Bus 35S14, 35S14 /P	F1AE0481H	05.06 - 08.11	2287	D	100 kW	640	2
DAILY IV Kasten 29L10 V	F1AE0481F	05.06 - 09.11	2287	D	70 kW	640	3
DAILY IV Kasten 29L12 V, 29L12 V/P	F1AE0481G	05.06 - 08.11	2287	D	85 kW	640	3
DAILY IV Kasten 29L14 C, 29L14 C/P, 29L14 V, 29L14 V/P	F1AE0481H	05.06 - 08.11	2287	D	100 kW	640	2
DAILY IV Kasten 35C10, 35S10	F1AE0481F	05.06 - 08.11	2287	D	70 kW	640	3
DAILY IV Kasten 35C11 V, 35S11 V	F1AE0481U	07.07 - 08.11	2287	D	78 kW	640	4
DAILY IV Kasten 35C12 V, 35C12 V/P, 35S12 V, 35S12 V/P	F1AE0481G	05.06 - 08.11	2287	D	85 kW	640	3
DAILY IV Kasten 35C12 V, 35C12 V/P, 35S12 V, 35S12 V/P	F1AE0481R	05.06 - 08.11	2287	D	85 kW	640	3
DAILY IV Kasten 35C13 V, 35C13 V/P, 35S13 V, 35S13 V/P	F1AE0481V	07.07 - 08.11	2287	D	93 kW	640	3
DAILY IV Kasten 35C14 GV, 35C14 GV/P, 35S14 GV, 35S14 GV/P	F1CE0441A	07.07 - 08.11	2998	G	100 kW	642	20
DAILY IV Kasten 35C14 V, 35C14 V/P, 35S14 V, 35S14 V/P	F1CE3481L	09.09 - 08.11	2998	D	103 kW	643	22
DAILY IV Kasten 35C15 V, 35C15 V/P	F1CE0481F	05.06 - 08.11	2998	D	107 kW	642	20
DAILY IV Kasten 35C15 V, 35C15 V/P	F1CE0481L	05.06 - 08.11	2998	D	107 kW	642	20
DAILY IV Kasten 35C17 V, 35C17 V/P, 35S17 V, 35S17 V/P	F1CE3481C	07.07 - 08.11	2998	D	125 kW	643	22
DAILY IV Kasten 35C18 V, 35C18 V/P, 35S18 V, 35S18 V/P	F1CE0481H	05.06 - 08.11	2998	D	130 kW	642	20
DAILY IV Kasten 35S14 C, 35S14 C/P, 35S14 V, 35S14 V/P, 35C14 V,...	F1AE0481H	05.06 - 09.11	2287	D	100 kW	640	2
DAILY IV Kasten 35S14	F1CE0481A	08.07 - 03.12	2998	D	100 kW	642	20
DAILY IV Kasten 35S15	F1CE0481L	06.06 - 08.11	2998	D	107 kW	642	20
DAILY IV Kasten 40C10 V	F1AE0481F	05.06 - 08.11	2287	D	70 kW	640	3
DAILY IV Kasten 40C11 V	F1AE0481U	07.07 - 08.11	2287	D	78 kW	640	4
DAILY IV Kasten 40C12 V, 40C14 V/P	F1AE0481G	05.06 - 08.11	2287	D	85 kW	640	3
DAILY IV Kasten 40C13 V, 40C13 V/P	F1AE0481V	07.07 - 08.11	2287	D	93 kW	640	3
DAILY IV Kasten 40C14 GV, 40C14 GV/P	F1CE0441A	07.07 - 08.11	2998	G	100 kW	642	20
DAILY IV Kasten 40C14 V, 40C14 V/P	F1CE3481L	09.09 - 08.11	2998	D	103 kW	643	22
DAILY IV Kasten 40C15 V, 40C15 V/P	F1CE0481F	05.06 - 08.11	2998	D	107 kW	642	20
DAILY IV Kasten 40C17 V, 40C17 V/P	F1CE3481C	07.07 - 08.11	2998	D	125 kW	643	22
DAILY IV Kasten 40C18 V, 40C18 V/P	F1CE0481H	05.06 - 08.11	2998	D	130 kW	642	20
DAILY IV Kasten 45C15 V	F1CE0481F	05.06 - 08.11	2998	D	107 kW	642	20
DAILY IV Kasten 45C17 V, 45C17 V/P	F1CE3481C	07.07 - 08.11	2998	D	125 kW	643	22
DAILY IV Kasten 45C18	F1CE0481H	05.06 - 08.11	2998	D	130 kW	642	20
DAILY IV Kasten 50C14 GV, 50C14 GV/P	F1CE0441A	07.07 - 08.11	2998	G	100 kW	642	20
DAILY IV Kasten 50C14 V, 50C14 V/P	F1CE3481L	09.09 - 08.11	2998	D	103 kW	643	22
DAILY IV Kasten 50C15 V, 50C15 V/P	F1CE0481F	05.06 - 08.11	2998	D	107 kW	642	20
DAILY IV Kasten 50C17 V, 50C17 V/P	F1CE3481C	07.07 - 08.11	2998	D	125 kW	643	22
DAILY IV Kasten 50C18 V, 50C18 V/P	F1CE0481H	05.06 - 09.11	2998	D	130 kW	642	20
DAILY IV Kasten 55C16	F1CE0481A	08.07 - 03.12	2998	D	114 kW	642	20
DAILY IV Kasten 60C15 V	F1CE0481F	05.06 - 08.11	2998	D	107 kW	642	20
DAILY IV Kasten 60C17 V, 60C17 V/P	F1CE3481C	07.07 - 08.11	2998	D	125 kW	643	22
DAILY IV Kasten 60C18	F1CE0481H	05.06 - 08.11	2998	D	130 kW	642	20
DAILY IV Kasten 65C14 V, 65C14 V/P	F1CE3481L	09.09 - 08.11	2998	D	103 kW	643	22
DAILY IV Kasten 65C15	F1CE0481F	05.06 - 08.11	2998	D	107 kW	642	20
DAILY IV Kasten 65C17 V, 65C17 V/P	F1CE3481C	07.07 - 08.11	2998	D	125 kW	643	22
DAILY IV Kasten 65C18	F1CE0481H	05.06 - 09.11	2998	D	130 kW	642	20
DAILY IV Kasten 70C14 V, 70C14 V/P	F1CE3481L	09.09 - 08.11	2998	D	103 kW	643	22
DAILY IV Kasten 70C17V, 70C17 V/P	F1CE3481C	07.07 - 08.11	2998	D	125 kW	643	22
DAILY IV Pritsche/Fahrgestell 29L10	F1AE0481F	05.06 - 08.11	2287	D	70 kW	640	3
DAILY IV Pritsche/Fahrgestell 29L12	F1AE0481G	05.06 - 08.11	2287	D	85 kW	640	3
DAILY IV Pritsche/Fahrgestell 29L14	F1AE0481H	05.06 - 08.11	2287	D	100 kW	640	2
DAILY IV Pritsche/Fahrgestell 35C10, 35S10	F1AE0481F	05.06 - 08.11	2287	D	70 kW	640	3

			<b>ccm</b>		<b>kw</b>		<b>1 POS</b>
DAILY IV Pritsche/Fahrgestell 35C11, 35S11, 35S11 D, 35S11 /P	F1AE0481U	07.07 - 08.11	2287	D	78 kW	640	4
DAILY IV Pritsche/Fahrgestell 35C12, 35S12	F1AE0481G	05.06 - 08.11	2287	D	85 kW	640	3
DAILY IV Pritsche/Fahrgestell 35C12, 35S12	F1AE0481R	05.06 - 08.11	2287	D	85 kW	640	3
DAILY IV Pritsche/Fahrgestell 35C13, 35C13 /P, 35S13 D, 35S13, 35S13 /P	F1AE0481V	07.07 - 08.11	2287	D	93 kW	640	3
DAILY IV Pritsche/Fahrgestell 35C14 G, 35C14 G/P, 35S14 G, 35S14 G/P, 35C14 GD,...	F1CE0441A	07.07 - 08.11	2998	G	100 kW	642	20
DAILY IV Pritsche/Fahrgestell 35C14, 35C14 /P, 35S14, 35S14 /P, 35S14 D, 35S14 D/P	F1CE3481L	09.09 - 08.11	2998	D	103 kW	643	22
DAILY IV Pritsche/Fahrgestell 35C14, 35S14, 35S14 /P	F1AE0481H	05.06 - 08.11	2287	D	100 kW	640	2
DAILY IV Pritsche/Fahrgestell 35C15	F1CE0481F	05.06 - 08.11	2998	D	107 kW	642	20
DAILY IV Pritsche/Fahrgestell 35C15	F1CE0481L	05.06 - 08.11	2998	D	107 kW	642	20
DAILY IV Pritsche/Fahrgestell 35C17, 35C17 /P, 35S17, 35S17 /P, 35S17 D	F1CE3481C	07.07 - 08.11	2998	D	125 kW	643	22
DAILY IV Pritsche/Fahrgestell 35C18, 35S18	F1CE0481H	05.06 - 08.11	2998	D	130 kW	642	20
DAILY IV Pritsche/Fahrgestell 35S17 W, 35S17 WD	F1CE3481C	07.07 - 08.11	2998	D	125 kW	643	22
DAILY IV Pritsche/Fahrgestell 35S18W	F1CE0481H	06.06 - 08.11	2998	D	130 kW	642	20
DAILY IV Pritsche/Fahrgestell 40C10	F1AE0481F	05.06 - 08.11	2287	D	70 kW	640	3
DAILY IV Pritsche/Fahrgestell 40C11, 40C11 D	F1AE0481U	07.07 - 08.11	2287	D	78 kW	640	4
DAILY IV Pritsche/Fahrgestell 40C12	F1AE0481G	05.06 - 08.11	2287	D	85 kW	640	3
DAILY IV Pritsche/Fahrgestell 40C13, 40C13 /P	F1AE0481V	07.07 - 08.11	2287	D	93 kW	640	3
DAILY IV Pritsche/Fahrgestell 40C14 G, 40C14 G/P	F1CE0441A	07.07 - 08.11	2998	G	100 kW	642	20
DAILY IV Pritsche/Fahrgestell 40C14, 40C14 /P	F1CE3481L	09.09 - 08.11	2998	D	103 kW	643	22
DAILY IV Pritsche/Fahrgestell 40C15	F1CE0481F	05.06 - 08.11	2998	D	107 kW	642	20
DAILY IV Pritsche/Fahrgestell 40C17, 40C17 /P	F1CE3481C	07.07 - 08.11	2998	D	125 kW	643	22
DAILY IV Pritsche/Fahrgestell 40C18	F1CE0481H	05.06 - 08.11	2998	D	130 kW	642	20
DAILY IV Pritsche/Fahrgestell 45C14, 45C14 /P	F1CE3481L	09.09 - 08.11	2998	D	103 kW	643	22
DAILY IV Pritsche/Fahrgestell 45C15	F1CE0481F	05.06 - 09.11	2998	D	107 kW	642	20
DAILY IV Pritsche/Fahrgestell 45C17, 45C17 /P	F1CE3481C	07.07 - 08.11	2998	D	125 kW	643	22
DAILY IV Pritsche/Fahrgestell 45C18, 45C18 /P, 45C18 D, 45C18 D/P	F1CE0481H	05.06 - 09.11	2998	D	130 kW	642	20
DAILY IV Pritsche/Fahrgestell 50C14 G, 50C14 G/P, 50C14 GD, 50C14 GD/P	F1CE0441A	07.07 - 08.11	2998	G	100 kW	642	20
DAILY IV Pritsche/Fahrgestell 50C14, 50C14 /P	F1CE3481L	09.09 - 08.11	2998	D	103 kW	643	22
DAILY IV Pritsche/Fahrgestell 50C15	F1CE0481F	05.06 - 09.11	2998	D	107 kW	642	20
DAILY IV Pritsche/Fahrgestell 50C17, 50C17 /P	F1CE3481C	07.07 - 08.11	2998	D	125 kW	643	22
DAILY IV Pritsche/Fahrgestell 50C18	F1CE0481H	05.06 - 09.11	2998	D	130 kW	642	20
DAILY IV Pritsche/Fahrgestell 55C16, 70C16	F1CE0481A	08.07 - 03.12	2998	D	114 kW	642	20
DAILY IV Pritsche/Fahrgestell 55S17 W, 55S17 WD	F1CE3481C	07.07 - 08.11	2998	D	125 kW	643	22
DAILY IV Pritsche/Fahrgestell 55S18W	F1CE0481H	06.06 - 08.11	2998	D	130 kW	642	20
DAILY IV Pritsche/Fahrgestell 60C14, 60C14 /P	F1CE3481L	09.09 - 08.11	2998	D	103 kW	643	22
DAILY IV Pritsche/Fahrgestell 60C15, 60C15 /P, 60C15 D, 60C15 D/P	F1CE0481F	05.06 - 08.11	2998	D	107 kW	642	20
DAILY IV Pritsche/Fahrgestell 60C17, 60C17 /P	F1CE3481C	07.07 - 08.11	2998	D	125 kW	643	22
DAILY IV Pritsche/Fahrgestell 60C18	F1CE0481H	05.06 - 08.11	2998	D	130 kW	642	20
DAILY IV Pritsche/Fahrgestell 65C14 G, 65C14 G/P, 65C14 GD, 65C14 GD/P	F1CE0441A	07.07 - 08.11	2998	G	100 kW	642	20
DAILY IV Pritsche/Fahrgestell 65C14, 65C14 /P	F1CE3481L	09.09 - 08.11	2998	D	103 kW	643	22
DAILY IV Pritsche/Fahrgestell 65C15, 65C15 /P, 65C15 D, 65C15 D/P	F1CE0481F	05.06 - 08.11	2998	D	107 kW	642	20
DAILY IV Pritsche/Fahrgestell 65C17, 65C17 /P	F1CE3481C	07.07 - 08.11	2998	D	125 kW	643	22
DAILY IV Pritsche/Fahrgestell 65C18	F1CE0481H	05.06 - 09.11	2998	D	130 kW	642	20
DAILY IV Pritsche/Fahrgestell 70C14, 70C14 /P	F1CE3481L	09.09 - 08.11	2998	D	103 kW	643	22
DAILY IV Pritsche/Fahrgestell 70C15	F1CE0481F	07.08 - 08.11	2998	D	107 kW	642	20
DAILY IV Pritsche/Fahrgestell 70C17, 70C17 /P	F1CE3481C	07.07 - 08.11	2998	D	125 kW	643	22
DAILY V Bus 35S17, 40C17, 45C17, 50C17	F1CE3481C	09.11 - 02.14	2998	D	125 kW	643	22
DAILY V Bus 35S17, 40C17, 45C17, 50C17	F1CE3481K	09.11 - 02.14	2998	D	125 kW	643	22
DAILY V Bus 50C15	F1CE3481B	09.11 - 02.14	2998	D	107 kW	642	21
DAILY V Bus Natural Power 50C14	F1CE0441A	09.11 - 02.14	2998	G	100 kW	642	20
DAILY V Kasten 29L15 V, 35S15 V, 35C15L V, 40C15L V, 50C15L V	F1AE3481C	09.11 - 02.14	2287	D	107 kW	640	5
DAILY V Kasten 29S11, 29L11, 35C11, 35S11, 40C11	F1AE3481A	09.11 - 02.14	2287	D	78 kW	640	5
DAILY V Kasten 29S13, 29L13, 35C13, 35S13, 40C13, 40S13	F1AE3481B	09.11 - 02.14	2287	D	93 kW	640	2
DAILY V Kasten 35C15 V, 40C15 V, 45C15 V, 50C15 V, 60C15 V, 65C15 V	F1CE3481B	09.11 - 02.14	2998	D	107 kW	642	21
DAILY V Kasten 35C15 V, 40C15 V, 45C15 V, 50C15 V, 60C15 V, 65C15 V	F1CE3481J	09.11 - 02.14	2998	D	107 kW	643	22
DAILY V Kasten 35C15 V, 40C15 V, 45C15 V, 50C15 V, 60C15 V, 65C15 V	F1CE3481L	09.11 - 02.14	2998	D	107 kW	643	22
DAILY V Kasten 35C17, 35S17, 40C17, 45C17, 50C17, 60C17, 65C17, 70C17	F1CE3481C	09.11 - 02.14	2998	D	125 kW	643	22
DAILY V Kasten 35C17, 35S17, 40C17, 45C17, 50C17, 60C17, 65C17, 70C17	F1CE3481K	09.11 - 02.14	2998	D	125 kW	643	22
DAILY V Kasten 35C21 V, 35S21 V, 40C21 V, 45C21 V, 50C21 V	F1CE3481D	09.11 - 02.14	2998	D	150 kW	643	22
DAILY V Kasten 35S14	F1CE3481L	04.12 - 02.14	2998	D	110 kW	643	22
DAILY V Kasten Natural Power 35S14, 35C14, 40C14, 50C14, 65C14, 70C14	F1CE0441A	09.11 - 02.14	2998	G	100 kW	642	20
DAILY V Pritsche/Fahrgestell 26L11, 29L11, 29S11, 35C11D, 35S11, 40C11	F1AE3481A	09.11 - 02.14	2287	D	78 kW	640	5













DAILY V Pritsche/Fahrgestell 29L15, 35S15, 35C15, 40C15, 50C15	F1AE3481C	09.11 - 02.14	2287	D	107 kW	640	5
DAILY V Pritsche/Fahrgestell 29S13, 29L13, 29L13D, 35S13, 35C13D, 40C13	F1AE3481B	09.11 - 02.14	2287	D	93 kW	640	2
DAILY V Pritsche/Fahrgestell 35C15, 35S15, 40C15, 45C15, 50C15, 60C15, 65C15, 70C15	F1CE3481B	09.11 - 02.14	2998	D	107 kW	642	21
DAILY V Pritsche/Fahrgestell 35C15, 35S15, 40C15, 45C15, 50C15, 60C15, 65C15, 70C15	F1CE3481J	09.11 - 02.14	2998	D	107 kW	643	22
DAILY V Pritsche/Fahrgestell 35C15, 35S15, 40C15, 45C15, 50C15, 60C15, 65C15, 70C15	F1CE3481L	09.11 - 02.14	2998	D	107 kW	643	22
DAILY V Pritsche/Fahrgestell 35C17, 35S17, 40C17, 45C17, 50C17, 60C17, 65C17, 70C17	F1CE3481C	09.11 - 02.14	2998	D	125 kW	643	22
DAILY V Pritsche/Fahrgestell 35C17, 35S17, 40C17, 45C17, 50C17, 60C17, 65C17, 70C17	F1CE3481K	09.11 - 02.14	2998	D	125 kW	643	22
DAILY V Pritsche/Fahrgestell 35C21, 35S21, 40C21, 45C21, 50C21, 60C21, 65C21, 70C21	F1CE3481D	09.11 - 02.14	2998	D	150 kW	643	22
DAILY V Pritsche/Fahrgestell 55S17W 4x4	F1CE3481C	09.11 - 02.14	2998	D	125 kW	643	22
DAILY V Pritsche/Fahrgestell NaturalPower 35S14, 35C14, 40C14, 50C14, 60C14, 65C14,...	F1CE0441A	09.11 - 02.14	2998	G	100 kW	642	20
DAILY VI Bus 40C15, 50C15, 60C15	F1CE3481J	03.14	2998	D	107 kW	643	22
DAILY VI Bus 50C16	F1AGL411B	04.19	2287	D	115 kW	640	3
DAILY VI Bus NaturalPower 40C14, 50C14, 60C14	F1CFA401A	03.14	2998	G	100 kW	642	21
DAILY VI Kasten 30-130 Furgão	F1AE3481D	01.20	2287	D	96 kW	640	3
DAILY VI Kasten 33S11, 35S11, 35C11	F1AE3481A	03.14	2287	D	78 kW	640	5
DAILY VI Kasten 33S11, 35S11, 35C11	F1AFL411A	03.14	2287	D	78 kW	640	3
DAILY VI Kasten 33S13, 35S13, 35C13	F1AFL411B	03.14	2287	D	93 kW	640	3
DAILY VI Kasten 33S14, 35S14, 35C14	F1AGL411D	04.16	2287	D	100 kW	640	3
DAILY VI Kasten 33S15, 35S15, 35C15	F1AE3481C	03.14	2287	D	107 kW	640	5
DAILY VI Kasten 33S15, 35S15, 35C15	F1AFL411C	03.14	2287	D	107 kW	640	3
DAILY VI Kasten 33S16, 35S16, 35C16, 40C16, 50C16	F1AGL411B	04.16	2287	D	115 kW	640	3
DAILY VI Kasten 35S15, 35C15, 40C15, 45C15, 50C15, 65C15, 70C15	F1CE3481J	03.14 - 04.16	2998	D	107 kW	643	22
DAILY VI Kasten 35S17, 35C17, 40C17, 50C17, 55C17, 60C17, 65C17, 70C17	F1CE3481K	03.14 - 04.16	2998	D	125 kW	643	22
DAILY VI Kasten 35S21, 35C21, 40C21, 50C21, 65C21, 70C21	F1CE3481D	03.14	2998	D	150 kW	643	22
DAILY VI Kasten 45-170 Furgão	F1CE3481C	01.20	2998	D	125 kW	643	22
DAILY VI Kasten 55-170 Furgão	F1CE3481C	01.20	2998	D	125 kW	643	22
DAILY VI Kasten NaturalPower 35S14, 35C14, 40C14, 50C14, 60C14, 65C14,...	F1CFA401A	03.14	2998	G	100 kW	642	21
DAILY VI Pritsche/Fahrgestell 30-130 City	F1AE3481D	05.18	2287	D	96 kW	640	3
DAILY VI Pritsche/Fahrgestell 33S11, 35S11, 35C11	F1AE3481A	03.14	2287	D	78 kW	640	5
DAILY VI Pritsche/Fahrgestell 33S11, 35S11, 35C11	F1AFL411A	03.14	2287	D	78 kW	640	3
DAILY VI Pritsche/Fahrgestell 33S13, 35S13, 35C13	F1AE3481B	03.14	2287	D	93 kW	640	2
DAILY VI Pritsche/Fahrgestell 33S13, 35S13, 35C13	F1AFL411B	03.14	2287	D	93 kW	640	3
DAILY VI Pritsche/Fahrgestell 33S14, 35S14, 35C14	F1AGL411D	04.16	2287	D	100 kW	640	3
DAILY VI Pritsche/Fahrgestell 33S15, 35S15, 35C15	F1AE3481C	03.14	2287	D	107 kW	640	5
DAILY VI Pritsche/Fahrgestell 33S15, 35S15, 35C15	F1AFL411C	03.14	2287	D	107 kW	640	3
DAILY VI Pritsche/Fahrgestell 33S16, 35S16, 35C16, 40C16, 50C16	F1AGL411B	04.16	2287	D	115 kW	640	3
DAILY VI Pritsche/Fahrgestell 35S14, 35S15, 35C15, 40S14, 40C15, 50C15, 60C5, 65C15,...	F1CE3481J	03.14	2998	D	107 kW	643	22
DAILY VI Pritsche/Fahrgestell 35S15, 55S15, 70S15, 70C15	F1CE3481J	03.14	2998	D	107 kW	643	22
DAILY VI Pritsche/Fahrgestell 35S17, 35C17, 40C17, 45S17, 45C17, 50C17, 60C17, 65C17,...	F1CE3481K	03.14	2998	D	125 kW	643	22
DAILY VI Pritsche/Fahrgestell 35S21, 35C21, 40C21, 50C21, 60C21, 65C21, 70C21	F1CE3481D	03.14	2998	D	150 kW	643	22
DAILY VI Pritsche/Fahrgestell 45-170	F1CE3481C	01.20	2998	D	125 kW	643	22
DAILY VI Pritsche/Fahrgestell 55-170	F1CE3481C	01.20	2998	D	125 kW	643	22
DAILY VI Pritsche/Fahrgestell 65-170	F1CE3481C	01.20	2998	D	125 kW	643	22
DAILY VI Pritsche/Fahrgestell 70-170	F1CE3481C	01.20	2998	D	125 kW	643	22
DAILY VI Pritsche/Fahrgestell NaturalPower 35S14, 35C14, 40C14, 50C14, 60C14, 65C14,...	F1CFA401A	03.14	2998	G	100 kW	642	21
MASSIF Pick-up 3.0 HPI	F1CE0481F	10.08 - 02.11	2998	D	107 kW	642	20
MASSIF Pick-up 3.0 HPT	F1CE0481H	10.08 - 02.11	2998	D	130 kW	642	20
MASSIF Single Cab 3.0 HPI	F1CE0481F	10.08 - 02.11	2998	D	107 kW	642	20
MASSIF Single Cab 3.0 HPT	F1CE0481H	10.08 - 02.11	2998	D	130 kW	642	20
MASSIF Station Wagon 3.0 HPI	F1CE0481F	10.08 - 02.11	2998	D	107 kW	642	20
MASSIF Station Wagon 3.0 HPT	F1CE0481H	10.08 - 02.11	2998	D	130 kW	642	20
POWER DAILY Bus A36.10	8140.43C	12.07	2798	D	74 kW	642	17
POWER DAILY Bus A36.13, A39.13, A42.13, A50.13	8140.43S	12.07	2798	D	92 kW	642	17
POWER DAILY Bus A39.15, A42.15, A50.15	F1CE0481P	12.07	2998	D	107 kW	642	21
POWER DAILY Bus A40.12, A42.12, A50.12	8140.43	12.07	2798	D	90 kW	642	17
POWER DAILY Kasten 36.10	8140.43C	12.07	2798	D	74 kW	642	17
POWER DAILY Kasten 36.13, 39.13, 42.13, 50.13	8140.43S	12.07	2798	D	92 kW	642	17
POWER DAILY Kasten 39.15, 42.15, 50.15	F1CE0481P	12.07	2998	D	107 kW	642	21
POWER DAILY Kasten 42.12, 50.12	8140.43	12.07	2798	D	90 kW	642	17
POWER DAILY Pritsche/Fahrgestell 42.12, 50.12	8140.43	12.07	2798	D	90 kW	642	17
POWER DAILY Pritsche/Fahrgestell 42.13, 50.13	8140.43S	12.07	2798	D	92 kW	642	17

ENGINE			ccm	kW			1 POS	ENGINE			ccm	kW			1 POS
203 H/61	130,000	6	11548	132 kW	D	647	55	8060.04.070	103,000	6	5499	99 kW	D	644	29
8040.04.200	103,000	4	3666	63 kW	D	643	27	8060.04.620	103,000	6	5499	99 kW	D	644	29
8040.05.200	104,000	4	3908	65 kW	D	644	30	8060.04.621	103,000	6	5499	99 kW	D	644	29
8040.05.203	104,000	4	3908	65 kW	D	644	30	8060.04.630	103,000	6	5500	99 kW	D	644	29
8040.05.230	104,000	4	3908	65 kW	D	644	30	8060.04.639	103,000	6	5500	99 kW	D	644	29
8040.05.232	104,000	4	3908	65 kW	D	644	30	8060.04.658	103,000	6	5499	99 kW	D	644	29
8040.05.233	104,000	4	3908	65 kW	D	644	30	8060.04.660	103,000	6	5500	96 - 99 kW	D	643	28
8040.05.235	104,000	4	3908	65 kW	D	644	30	8060.04.669	103,000	6	5500	99 - 102 kW	D	644	29
8040.05.4990	104,000	4	3908	80 kW	D	644	33	8060.04.670	103,000	6	5500	99 kW	D	644	29
8040.05	104,000	4	3908	56 - 60 kW	D	644	33	8060.04.672	103,000	6	5500	73 kW	D	644	29
8040.25.200	104,000	4	3908	85 kW	D	644	30	8060.04.675	103,000	6	5500	99 kW	D	644	29
8040.25.201	104,000	4	3908	85 kW	D	644	30	8060.04.689	103,000	6	5500	99 - 102 kW	D	644	29
8040.25.202	104,000	4	3908	85 kW	D	644	30	8060.05.000	104,000	6	5861	101 kW	D	644	31
8040.25.203	104,000	4	3908	85 kW	D	644	30	8060.05.200	104,000	6	5861	99 - 102 kW	D	644	32
8040.25.207	104,000	4	3908	85 kW	D	644	30	8060.05.201	104,000	6	5861	102 kW	D	644	31
8040.25.208	104,000	4	3908	85 kW	D	644	30	8060.05.203	104,000	6	5861	102 kW	D	644	31
8040.25.220	104,000	4	3908	85 kW	D	644	30	8060.05.246	104,000	6	5861	101 kW	D	644	32
8040.25.222	104,000	4	3908	85 kW	D	644	30	8060.05.270	104,000	6	5861	101 kW	D	644	32
8040.25.223	104,000	4	3908	85 kW	D	644	30	8060.05.280	104,000	6	5861	101 kW	D	644	32
8040.25.225	104,000	4	3908	85 kW	D	644	30	8060.05.284	104,000	6	5861	101 kW	D	645	35
8040.25.229	104,000	4	3908	85 kW	D	644	30	8060.05.285	104,000	6	5861	101 kW	D	644	32
8040.25.230 R	104,000	4	3908	74 kW	D	644	33	8060.05.286	104,000	6	5861	101 kW	D	645	35
8040.25.231	104,000	4	3908	74 kW	D	644	30	8060.05.288	104,000	6	5861	101 kW	D	644	31
8040.25.233	104,000	4	3908	74 kW	D	644	30	8060.05.289	104,000	6	5861	101 kW	D	644	32
8040.25.234	104,000	4	3908	74 kW	D	644	30	8060.05	104,000	6	5861	90 - 96 kW	D	640	1
8040.25B.4200	104,000	4	3908	75 kW	D	644	33	8060.24.601	103,000	6	5500	124 kW	D	643	28
8040.25B.4220	104,000	4	3908	75 kW	D	644	33	8060.24.670	103,000	6	5499	118 kW	D	644	29
8040.25X.4000	104,000	4	3908	85 kW	D	644	30	8060.24.671	103,000	6	5499	118 kW	D	644	29
8040.25X.4010	104,000	4	3908	85 kW	D	644	33	8060.24.678	103,000	6	5500	123 kW	D	644	29
8040.25X.4020	104,000	4	3908	85 kW	D	644	33	8060.25.600	104,000	6	5861	130 kW	D	644	32
8040.25X.4030	104,000	4	3908	85 kW	D	644	33	8060.25.601	104,000	6	5861	130 kW	D	645	35
8040.25X.4035	104,000	4	3908	85 kW	D	644	33	8060.25.602	104,000	6	5861	130 kW	D	645	35
8040.25X.4040	104,000	4	3908	85 kW	D	644	33	8060.25.603	104,000	6	5861	130 kW	D	645	35
8040.25X.4045	104,000	4	3908	85 kW	D	644	33	8060.25.604	104,000	6	5861	130 kW	D	645	35
8040.25	104,000	4	3908	83 kW	D	644	33	8060.25.669	104,000	6	5861	125 kW	D	644	31
8040.45.4000	104,000	4	3908	100 kW	D	644	33	8060.25.670	104,000	6	5861	125 kW	D	644	31
8040.45.4010	104,000	4	3908	100 kW	D	644	30	8060.25.678	104,000	6	5861	130 kW	D	644	31
8040.45.4020	104,000	4	3908	100 kW	D	644	30	8060.25.679	104,000	6	5861	130 kW	D	644	31
8040.45.4030	104,000	4	3908	100 kW	D	644	30	8060.25R.4200 LTC	104,000	6	5861	105 kW	D	644	31
8040.45.4035	104,000	4	3908	100 kW	D	644	30	8060.25R.4200	104,000	6	5861	105 kW	D	644	32
8040.45.4050	104,000	4	3908	100 kW	D	644	30	8060.25R.4210	104,000	6	5861	105 kW	D	645	35
8040.45.4180	104,000	4	3908	100 kW	D	644	33	8060.25R.4220	104,000	6	5861	105 kW	D	645	35
8040.45.4303	104,000	4	3908	100 kW	D	644	30	8060.25R.4225	104,000	6	5861	105 kW	D	645	35
8040.45.4380	104,000	4	3908	100 kW	D	644	30	8060.25R.4230	104,000	6	5861	105 kW	D	645	35
8040.45.5200	104,000	4	3908	100 kW	D	644	30	8060.25R.4240	104,000	6	5861	105 kW	D	645	35
8040.45.5201	104,000	4	3908	100 kW	D	644	30	8060.25R.4250	104,000	6	5861	105 kW	D	645	35
8040.45.5203	104,000	4	3908	100 kW	D	644	30	8060.25R.4280	104,000	6	5861	105 kW	D	644	32
8040.45.5205	104,000	4	3908	100 kW	D	644	34	8060.25R.4285	104,000	6	5861	105 kW	D	645	35
8040.45.5280	104,000	4	3908	100 kW	D	644	34	8060.25R.4290	104,000	6	5861	105 kW	D	645	35
8040.45.5281	104,000	4	3908	100 kW	D	644	30	8060.25R.4295	104,000	6	5861	105 kW	D	645	35
8040.45D.5100	104,000	4	3908	85 - 100 kW	D	644	30	8060.25R.4300	104,000	6	5861	105 kW	D	645	35
8040.45D.5101	104,000	4	3908	85 kW	D	644	34	8060.25R.4360	104,000	6	5861	105 kW	D	644	31
8040.45D.5103	104,000	4	3908	85 kW	D	644	30	8060.25R.4362	104,000	6	5861	105 kW	D	644	31
8040.45D.5105	104,000	4	3908	85 kW	D	644	34	8060.25R.4750	104,000	6	5861	105 kW	D	644	31
8040.45X.4180	104,000	4	3908	100 kW	D	644	34	8060.25R.4755	104,000	6	5861	105 kW	D	644	31
8040.45	104,000	4	3908	100 kW	D	644	33	8060.25R.4760	104,000	6	5861	105 kW	D	644	31
8045.05	104,000	4	3908	54 - 60 kW	D	644	33	8060.25R.4764	104,000	6	5861	105 kW	D	644	31
8060.02.001	100,000	6	5184	90 kW	D	643	23	8060.25R.4960	104,000	6	5861	105 kW	D	644	31
8060.02.003	100,000	6	5184	90 kW	D	643	23	8060.25R.4967	104,000	6	5861	105 kW	D	644	31
8060.04.051	103,000	6	5499	96 kW	D	643	28	8060.25R.4968	104,000	6	5861	105 kW	D	644	31
8060.04.055	103,000	6	5499	96 kW	D	643	28	8060.25R.4970	104,000	6	5861	105 kW	D	644	31
8060.04.060	103,000	6	5500	96 kW	D	643	28	8060.25R.4973	104,000	6	5861	105 kW	D	644	31









ENGINE			ccm	kW			1 POS	ENGINE			ccm	kW			1 POS
8060.45S.7200	104,000	6	5861	167 kW	D	644	31	8140.27S.2700	93,000	4	2499	76 kW	D	641	9
8060.45S.7201	104,000	6	5861	167 kW	D	644	31	8140.27S.2701	93,000	4	2499	76 kW	D	641	9
8060.45S.7203	104,000	6	5861	167 kW	D	644	31	8140.27S.2710	93,000	4	2499	76 kW	D	641	9
8060.45S.7205	104,000	6	5861	167 kW	D	644	31	8140.27S.2711	93,000	4	2499	76 kW	D	641	9
8060.45S.7210	104,000	6	5861	167 kW	D	644	31	8140.27S.2720	93,000	4	2499	76 kW	D	641	9
8060.45S.7211	104,000	6	5861	167 kW	D	644	31	8140.27S.2721	93,000	4	2499	76 kW	D	641	9
8060.45S.7213	104,000	6	5861	167 kW	D	644	31	8140.27S.2730	93,000	4	2499	76 kW	D	641	9
8060.45S.7215	104,000	6	5861	167 kW	D	644	31	8140.27S.2731	93,000	4	2499	76 kW	D	641	9
8060.45S.7250	104,000	6	5861	167 kW	D	644	31	8140.27S.2750	93,000	4	2499	76 kW	D	641	9
8060.45S.7251	104,000	6	5861	167 kW	D	644	31	8140.27S.2751	93,000	4	2499	76 kW	D	641	11
8060.45S.7253	104,000	6	5861	167 kW	D	644	31	8140.27S.2760	93,000	4	2499	76 kW	D	641	9
8060.45S.7255	104,000	6	5861	167 kW	D	644	31	8140.27S.2761	93,000	4	2499	76 kW	D	641	9
8060.45X.4180	104,000	6	5861	152 kW	D	645	35	8140.27S.2770	93,000	4	2499	76 kW	D	641	9
8060.45	104,000	6	5861	152 kW	D	644	31	8140.27S.2771	93,000	4	2499	76 kW	D	641	9
8061.05	104,000	6	5861	82 kW	D	644	31	8140.27S.2771	93,000	4	2499	76 kW	D	641	9
8065.E	104,000	6	5861	82 kW	D	644	31	8140.27S.2801	93,000	4	2499	76 kW	D	641	9
8140.07.2585	93,000	4	2500	55 kW	D	640	7	8140.27S.2811	93,000	4	2499	76 kW	D	641	9
8140.07.2700	93,000	4	2499	55 kW	D	640	8	8140.27S.2885	93,000	4	2499	76 kW	D	641	9
8140.07.2701	93,000	4	2499	55 kW	D	640	8	8140.27S.3700	93,000	4	2499	77 kW	D	641	11
8140.07.2710	93,000	4	2499	55 kW	D	640	8	8140.27S.3701	93,000	4	2499	77 kW	D	641	9
8140.07.2711	93,000	4	2499	55 kW	D	640	8	8140.27S.3711	93,000	4	2499	77 kW	D	641	9
8140.07.2712	93,000	4	2499	55 kW	D	640	8	8140.27S.3720	93,000	4	2499	77 kW	D	641	9
8140.07.3700	93,000	4	2499	53 kW	D	640	8	8140.27S.3721	93,000	4	2499	77 kW	D	641	9
8140.07.3710	93,000	4	2499	53 kW	D	640	8	8140.27S.3750	93,000	4	2499	77 kW	D	641	9
8140.07.3711	93,000	4	2499	53 kW	D	640	8	8140.27S.3751	93,000	4	2499	77 kW	D	641	9
8140.07.3712	93,000	4	2499	53 kW	D	640	8	8140.27S.3760	93,000	4	2499	77 kW	D	641	9
8140.07.3713	93,000	4	2499	53 kW	D	640	8	8140.27S.3761	93,000	4	2499	77 kW	D	641	9
8140.21.200	93,000	4	2445	68 kW	D	640	8	8140.27S.3770	93,000	4	2499	77 kW	D	641	9
8140.21.201	93,000	4	2445	68 kW	D	640	8	8140.27S.3771	93,000	4	2499	77 kW	D	641	9
8140.21.202	93,000	4	2445	68 kW	D	640	8	8140.27S.3780	93,000	4	2499	77 kW	D	641	9
8140.21.203	93,000	4	2445	68 kW	D	640	8	8140.27S.3781	93,000	4	2499	77 kW	D	641	11
8140.21.212	93,000	4	2445	68 kW	D	640	8	8140.27S.3811	93,000	4	2499	77 kW	D	641	9
8140.21.214	93,000	4	2445	70 kW	D	640	8	8140.27	93,000	4	2499	76 kW	D	640	6
8140.21.290	93,000	4	2445	68 kW	D	640	8	8140.43.2585	94,400	4	2798	84 - 90 kW	D	642	16
8140.23.2585	94,400	4	2798	76 - 78 kW	D	642	17	8140.43.3700	94,400	4	2798	90 kW	D	642	17
8140.23.3700	94,400	4	2798	76 kW	D	642	17	8140.43.3711	94,400	4	2798	90 kW	D	642	18
8140.23.3701	94,400	4	2798	76 kW	D	642	17	8140.43.3713	94,400	4	2798	90 kW	D	642	18
8140.23.3710	94,400	4	2798	76 kW	D	642	17	8140.43.3718	94,400	4	2798	90 kW	D	642	18
8140.23.3711	94,400	4	2798	76 kW	D	642	17	8140.43.3721	94,400	4	2798	90 kW	D	642	18
8140.23.3713	94,400	4	2798	76 kW	D	642	17	8140.43.3723	94,400	4	2798	90 kW	D	642	18
8140.23.3720	94,400	4	2798	76 kW	D	642	17	8140.43.3728	94,400	4	2798	90 kW	D	642	17
8140.23.3721	94,400	4	2798	76 kW	D	642	17	8140.43.3731	94,400	4	2798	90 kW	D	642	18
8140.23.3730	94,400	4	2798	76 kW	D	642	17	8140.43.3900	94,400	4	2798	90 kW	D	642	17
8140.23.3731	94,400	4	2798	76 kW	D	642	17	8140.43.3911	94,400	4	2798	90 kW	D	642	18
8140.23.3750	94,400	4	2798	76 kW	D	642	17	8140.43.3921	94,400	4	2798	90 kW	D	642	18
8140.23.3751	94,400	4	2798	76 kW	D	642	17	8140.43.3931	94,400	4	2798	90 kW	D	642	18
8140.23.3760	94,400	4	2798	76 kW	D	642	17	8140.43	94,400	4	2798	90 kW	D	642	17
8140.23.3801	94,400	4	2798	76 kW	D	642	18	8140.43B.4300	94,400	4	2798	78 kW	D	642	17
8140.23.3811	94,400	4	2798	76 kW	D	642	18	8140.43B.4305	94,400	4	2798	78 kW	D	642	17
8140.23.3821	94,400	4	2798	76 kW	D	642	18	8140.43B.4320	94,400	4	2798	78 kW	D	642	17
8140.23	94,400	4	2798	76 kW	D	642	16	8140.43B.4325	94,400	4	2798	78 kW	D	642	17
8140.27 S	93,000	4	2445	68 - 76 kW	D	641	9	8140.43B.4330	94,400	4	2798	78 kW	D	642	17
8140.27.215	93,000	4	2499	76 kW	D	641	9	8140.43B.4335	94,400	4	2798	78 kW	D	642	17
8140.27.218	93,000	4	2499	76 kW	D	641	10	8140.43B	94,400	4	2798	78 kW	D	642	17
8140.27.2582	93,000	4	2499	74 - 79 kW	D	641	9	8140.43C.4000	94,400	4	2798	78 kW	D	642	17
8140.27.2700	93,000	4	2499	76 kW	D	641	9	8140.43C.4005	94,400	4	2798	78 kW	D	642	17
8140.27.2720	93,000	4	2499	76 kW	D	641	9	8140.43C.4020	94,400	4	2798	78 kW	D	642	17
8140.27.2811	93,000	4	2499	76 kW	D	641	9	8140.43C.4021	94,400	4	2798	78 kW	D	642	17
8140.27R.2700	93,000	4	2499	67 - 70 kW	D	641	9	8140.43C.4025	94,400	4	2798	78 kW	D	642	17
8140.27R.2780	93,000	4	2499	67 - 70 kW	D	641	11	8140.43C.4026	94,400	4	2798	78 kW	D	642	17
8140.27R.2782	93,000	4	2499	70 kW	D	641	9	8140.43C.4030	94,400	4	2798	78 kW	D	642	18
8140.27R.2786	93,000	4	2499	67 - 70 kW	D	641	9	8140.43C.4031	94,400	4	2798	78 kW	D	642	18
								8140.43C.4035	94,400	4	2798	78 kW	D	642	17


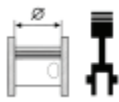




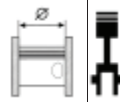





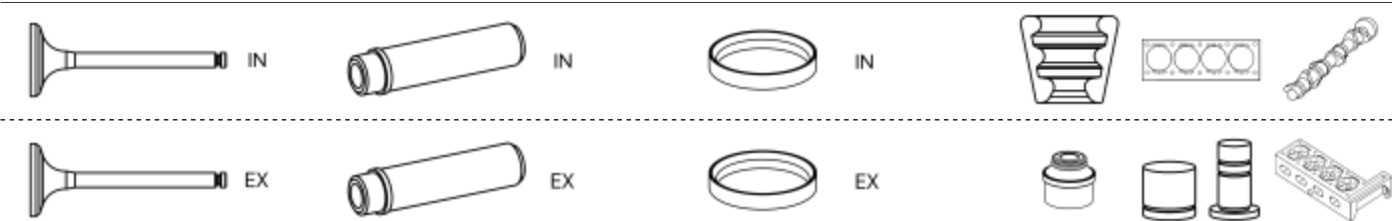


ENGINE			ccm	kW			1 POS	ENGINE			ccm	kW			1 POS
8140.43C.4036	94,400	4	2798	78 kW	D	642	17	8210.02.441	137,000	6	13798	191 kW	D	648	58
8140.43C	94,400	4	2798	74 - 78 kW	D	642	17	8210.02.731	137,000	6	13798	191 kW	D	648	58
8140.43K.4000	94,400	4	2798	107 kW	D	642	17	8210.02.	137,000	6	13798	191 kW	D	648	58
8140.43K.4020	94,400	4	2798	107 kW	D	642	17	8210.42.101	137,000	6	13798	265 kW	D	648	59
8140.43N.4300	94,400	4	2798	107 kW	D	642	17	8210.42.115	137,000	6	13798	265 kW	D	648	57
8140.43N.4320	94,400	4	2798	107 kW	D	642	17	8210.42.	137,000	6	13798	277 kW	D	648	59
8140.43N.4330	94,400	4	2798	107 kW	D	642	17	8210.42K(TCA)	137,000	6	13798	272 kW	D	648	57
8140.43N.4400	94,400	4	2798	107 kW	D	642	17	8210.42K.	137,000	6	13798	272 kW	D	648	59
8140.43N.4430	94,400	4	2798	107 kW	D	642	17	8210.42L(TCA)	137,000	6	13798	309 kW	D	648	59
8140.43N	94,400	4	2798	107 kW	D	642	17	8210.42L.400	137,000	6	13798	309 kW	D	648	57
8140.43R.4300	94,400	4	2798	66 kW	D	642	19	8210.42L.	137,000	6	13798	309 kW	D	648	57
8140.43R.4320	94,400	4	2798	66 kW	D	642	19	8210.42M	137,000	6	13798	346 kW	D	648	57
8140.43R.4330	94,400	4	2798	66 kW	D	642	19	8220.02.870	125,000	6	9572	148 - 149 kW	D	646	49
8140.43R.4400	94,400	4	2798	66 kW	D	642	19	8280.22.000	145,000	8	17174	280 kW	D	649	62
8140.43R.4420	94,400	4	2798	66 kW	D	642	19	8280.22.007	145,000	8	17174	280 kW	D	649	62
8140.43S.4000	94,400	4	2798	92 - 94 kW	D	642	17	8280.22.009	145,000	8	17200	280 kW	D	649	62
8140.43S.4020	94,400	4	2798	92 - 94 kW	D	642	17	8280.22.033	145,000	8	17174	280 kW	D	649	62
8140.43S.4030	94,400	4	2798	92 - 94 kW	D	642	19	8280.22.054	145,000	8	17174	280 kW	D	649	62
8140.43S.4140	94,400	4	2798	92 - 94 kW	D	642	17	8280.22.201	145,000	8	17174	309 kW	D	649	62
8140.43S.4300	94,400	4	2798	92 - 94 kW	D	642	17	8280.22.205	145,000	8	17174	309 kW	D	649	62
8140.43S.4320	94,400	4	2798	92 - 94 kW	D	642	17	8280.42.001	145,000	8	17174	350 kW	D	648	61
8140.43S.4330	94,400	4	2798	92 - 94 kW	D	642	17	8280.42.050	145,000	8	17174	350 kW	D	648	61
8140.43S.4400	94,400	4	2798	92 - 94 kW	D	642	17	8280.42B	145,000	8	17173	324 kW	D	648	60
8140.43S.4420	94,400	4	2798	92 - 94 kW	D	642	17	8280.42S. TCA	145,000	8	17173	378 kW	D	648	60
8140.43S.4430	94,400	4	2798	92 - 94 kW	D	642	17	8280.42S.342	145,000	8	17174	378 kW	D	648	61
8140.43S	94,400	4	2798	92 kW	D	642	17	8280.42S.350	145,000	8	17174	375 kW	D	648	61
8140.47.2700	93,000	4	2499	85 kW	D	641	9	8280.42S.352	145,000	8	17174	378 kW	D	648	61
8140.47.2711	93,000	4	2499	85 kW	D	641	9	8280.42S.362	145,000	8	17174	378 kW	D	648	61
8140.47.2721	93,000	4	2499	85 kW	D	641	9	8360.05.200	115,000	6	8102	124 kW	D	645	39
8140.47.2785	93,000	4	2499	85 kW	D	641	9	8360.05.254	115,000	6	8102	124 kW	D	645	39
8140.47.3700	93,000	4	2499	85 kW	D	641	9	8360.05.673	115,000	6	8102	118 - 121 kW	D	645	39
8140.47.3711	93,000	4	2499	85 kW	D	641	9	8360.46.417	112,000	6	7685	196 kW	D	645	38
8140.47.3721	93,000	4	2499	85 kW	D	641	9	8360.46R.416 TCA	112,000	6	7685	176 kW	D	645	38
8140.47.3731	93,000	4	2499	85 kW	D	641	11	8365.25.500	115,000	6	8102	132 kW	D	645	40
8140.47B.3790	93,000	4	2499	78 - 83 kW	D	641	9	8365.25.533	115,000	6	8102	133 kW	D	645	39
8140.47B.3795	93,000	4	2499	78 - 83 kW	D	641	9	8460.21.002	120,000	6	9498	177 kW	D	646	44
8140.47R.2790	93,000	4	2499	76 - 80 kW	D	641	9	8460.21.010	120,000	6	9498	177 kW	D	646	45
8140.47R.2795	93,000	4	2499	80 kW	D	641	9	8460.21.102	120,000	6	9498	191 - 192 kW	D	646	46
8140.47R	93,000	4	2499	80 kW	D	641	9	8460.21.202	120,000	6	9498	177 kW	D	646	47
8140.47S	93,000	4	2499	85 kW	D	641	12	8460.21.611	120,000	6	9498	154 kW	D	646	47
8140.47	93,000	4	2499	85 kW	D	641	11	8460.41.102	120,000	6	9498	234 kW	D	646	48
8140.61.200	93,000	4	2445	53 kW	D	640	8	8460.41C.	120,000	6	9498	221 kW	D	646	47
8140.61.300	93,000	4	2445	53 kW	D	640	8	8460.41K. TCA	120,000	6	9498	254 kW	D	646	47
8140.63.4000	94,400	4	2798	62 - 64 kW	D	642	17	BF6L 913	102,000	6	6128	118 - 124 kW	D	643	26
8140.63	94,400	4	2798	62 - 64 kW	D	642	17	F10L 413 F	125,000	10	15953	235 kW	D	647	50
8140.67.2585	93,000	4	2500	55 - 63 kW	D	641	13	F1AE0481A	88,000	4	2287	70 kW	D	640	2
8140.67F.3700	93,000	4	2499	60 - 63 kW	D	641	13	F1AE0481B	88,000	4	2287	85 kW	D	640	2
8140.67F.3701	93,000	4	2499	60 kW	D	641	14	F1AE0481F	88,000	4	2287	70 kW	D	640	3
8140.67F.3710	93,000	4	2499	60 kW	D	641	14	F1AE0481G	88,000	4	2287	85 kW	D	640	3
8140.67F.3711	93,000	4	2499	60 kW	D	641	14	F1AE0481H	88,000	4	2287	100 kW	D	640	2
8140.67F.3713	93,000	4	2499	60 kW	D	641	14	F1AE0481M	88,000	4	2287	100 kW	D	640	2
8140.67F.3721	93,000	4	2499	60 kW	D	641	14	F1AE0481R	88,000	4	2287	85 kW	D	640	3
8140.67F.	93,000	4	2499	60 kW	D	641	13	F1AE0481U	88,000	4	2287	78 kW	D	640	4
8140.97.2781	93,000	4	2499	68 kW	D	642	15	F1AE0481V	88,000	4	2287	93 kW	D	640	3
8144.61.200	93,000	4	2445	53 kW	D	640	8	F1AE3481A	88,000	4	2287	78 kW	D	640	5
8210.02.067	137,000	6	13798	191 kW	D	648	58	F1AE3481B	88,000	4	2287	93 kW	D	640	2
8210.02.069	137,000	6	13798	191 kW	D	648	58	F1AE3481C	88,000	4	2287	107 kW	D	640	5
8210.02.371	137,000	6	13798	191 kW	D	648	58	F1AE3481D	88,000	4	2287	96 - 96 kW	D	640	3
8210.02.373	137,000	6	13798	191 kW	D	648	58	F1AFL411A	88,000	4	2287	78 kW	D	640	3
8210.02.377	137,000	6	13798	191 kW	D	648	58	F1AFL411B	88,000	4	2287	93 kW	D	640	3
8210.02.393	137,000	6	13798	191 kW	D	648	58	F1AFL411C	88,000	4	2287	107 kW	D	640	3
8210.02.440	137,000	6	13798	191 kW	D	648	58	F1AGL411A	88,000	4	2287	115 kW	D	640	3

ENGINE		ccm	kW			1 POS	ENGINE		ccm	kW			1 POS		
F1AGL411B	88,000	4	2287	100 - 115 kW	D	640	3	F3BE0681A	135,000	6	12882	397 - 412 kW	D	648	56
F1AGL411C	88,000	4	2287	85 kW	D	640	3	F3BE0681B	135,000	6	12882	368 kW	D	648	56
F1AGL411D	88,000	4	2287	100 kW	D	640	3	F3BE0681C	135,000	6	12880	324 kW	D	648	56
F1CE0441A	95,800	4	2998	100 kW	G	642	20	F3BE0681D	135,000	6	12882	330 kW	D	648	56
F1CE0481A	95,800	4	2998	100 - 114 kW	D	642	20	F3BE0681E	135,000	6	12882	353 kW	D	648	56
F1CE0481B	95,800	4	2998	122 kW	D	642	20	F3BE0681F	135,000	6	12882	367 kW	D	648	56
F1CE0481E	95,800	4	2998	100 kW	D	642	20	F3BE0681G	135,000	6	12882	280 kW	D	648	56
F1CE0481F	95,800	4	2998	107 kW	D	642	20	F3BE0681H	135,000	6	12882	294 kW	D	648	56
F1CE0481H	95,800	4	2998	130 kW	D	642	20	F3BE0681J	135,000	6	12882	265 kW	D	648	56
F1CE0481L	95,800	4	2998	107 kW	D	642	20	F3BE0681K	135,000	6	12882	367 kW	D	648	56
F1CE0481P	95,800	4	2998	107 kW	D	642	21	F3BE0681V	135,000	6	12882	309 kW	D	648	56
F1CE3481B	95,800	4	2998	107 kW	D	642	21	F3BE3681A	135,000	6	12882	412 kW	D	648	56
F1CE3481C	95,800	4	2998	125 kW	D	643	22	F3BE3681B	135,000	6	12882	368 kW	D	648	56
F1CE3481D	95,800	4	2998	150 kW	D	643	22	F3BE3681C	135,000	6	12882	332 kW	D	648	56
F1CE3481J	95,800	4	2998	107 kW	D	643	22	F3BE3681D	135,000	6	12882	302 kW	D	648	56
F1CE3481K	95,800	4	2998	125 kW	D	643	22	F3BE3681E	135,000	6	12882	382 kW	D	648	56
F1CE3481L	95,800	4	2998	103 - 110 kW	D	643	22	F3BE3681F	135,000	6	12882	353 kW	D	648	56
F1CFA401A	95,800	4	2998	100 kW	G	642	21	F3BE3681G	135,000	6	12882	324 kW	D	648	56
F2BE0681A	115,000	6	7790	259 kW	D	645	41	F3BE3681H	135,000	6	12882	353 kW	D	648	56
F2BE0681B	115,000	6	7790	228 kW	D	645	41	F3BE3681I	135,000	6	12882	336 - 418 kW	D	648	56
F2BE0681C	115,000	6	7790	200 kW	D	645	41	F3BEE681C	135,000	6	12882	324 kW	D	648	56
F2BE0681DA	115,000	6	7790	180 kW	D	645	41	F3BEE681E	135,000	6	12882	353 kW	D	648	56
F2BE0681DB	115,000	6	7790	180 kW	D	645	41	F3BEE681G	135,000	6	12882	279 kW	D	648	56
F2BE0681D	115,000	6	7790	180 kW	D	645	41	F3BEE681V	135,000	6	12882	309 kW	D	648	56
F2BE0681E	115,000	6	7790	218 kW	D	645	41	F3GFE611/420	128,000	6	11118	309 kW	D	647	53
F2BE0681F	115,000	6	7790	200 kW	D	645	41	F3GFE611/460	128,000	6	11118	338 kW	D	647	53
F2BE1682G	115,000	6	7790	228 - 259 kW	D	645	41	F3GFE611/480	128,000	6	11118	353 kW	D	647	53
F2BE3681A	115,000	6	7790	265 kW	D	645	41	F3GFE611A	128,000	6	11118	353 kW	D	647	53
F2BE3681B	115,000	6	7790	243 kW	D	645	41	F3GFE611B	128,000	6	11118	338 kW	D	647	53
F2BE3681C	115,000	6	7790	228 kW	D	645	41	F3GFE611D	128,000	6	11118	309 kW	D	647	53
F2BE3682B	115,000	6	7790	243 kW	D	645	41	F3GFE611E	128,000	6	11118	338 kW	D	647	53
F2BE3682C	115,000	6	7790	213 kW	D	645	41	F3GFE611F	128,000	6	11118	309 kW	D	647	53
F2BE3682D	115,000	6	7790	180 kW	D	645	41	F3GFE611G	128,000	6	11118	353 kW	D	647	53
F2BEE681A	115,000	6	7790	259 kW	D	645	41	F3HFE611/410	135,000	6	12882	301 - 302 kW	D	648	56
F2CE0681A	117,000	6	8709	294 kW	D	646	42	F3HFE611/450	135,000	6	12882	331 kW	D	648	56
F2CE0682A	117,000	6	8709	294 kW	D	646	42	F3HFE611/500	135,000	6	12882	368 kW	D	648	56
F2CE0683A	117,000	6	8709	294 kW	D	646	42	F3HFE611/560	135,000	6	12882	412 kW	D	648	56
F2CE0684A	117,000	6	8709	294 kW	D	646	42	F3HFE611A	135,000	6	12882	412 kW	D	648	56
F2CE3681C	117,000	6	8709	265 kW	D	646	42	F3HFE611B	135,000	6	12882	368 kW	D	648	56
F2CE3681D	117,000	6	8709	243 kW	D	646	42	F3HFE611C	135,000	6	12882	331 kW	D	648	56
F2CFE611/310	117,000	6	8709	228 kW	D	646	42	F3HFE611D	135,000	6	12882	301 - 302 kW	D	648	56
F2CFE611/330	117,000	6	8709	243 kW	D	646	42	F3HFE611F	135,000	6	12882	420 kW	D	648	56
F2CFE611/360	117,000	6	8709	265 kW	D	646	42	F3HFE611G	135,000	6	12882	375 kW	D	648	56
F2CFE611/400	117,000	6	8709	294 kW	D	646	42	F4AE0481A	102,000	4	3922	125 kW	D	643	24
F2CFE611A	117,000	6	8709	294 kW	D	646	42	F4AE0481C	102,000	4	3922	110 kW	D	643	24
F2CFE611B	117,000	6	8709	265 kW	D	646	42	F4AE0481D	102,000	4	3922	95 kW	D	643	24
F2CFE611C	117,000	6	8709	243 kW	D	646	42	F4AE0681A	102,000	6	5883	202 - 220 kW	D	643	24
F2CFE611D	117,000	6	8709	228 kW	D	646	42	F4AE0681B	102,000	6	5883	176 kW	D	643	24
F2CFE612A	117,000	6	8709	294 kW	D	646	43	F4AE0681C	102,000	6	5883	154 kW	D	643	24
F2CFE612B	117,000	6	8709	265 kW	D	646	43	F4AE0681D	102,000	6	5883	132 - 155 kW	D	643	24
F2CFE612C	117,000	6	8709	243 kW	D	646	43	F4AE0681E	102,000	6	5883	132 - 134 kW	D	643	24
F2CFE612D	117,000	6	8709	228 kW	D	646	43	F4AE0684C	102,000	6	5883	169 kW	D	643	24
F3AE0681B	125,000	6	10308	294 kW	D	647	51	F4AE3481A	102,000	4	3922	130 - 134 kW	D	643	25
F3AE0681D	125,000	6	10308	316 kW	D	647	51	F4AE3481B	102,000	4	3922	130 kW	D	643	25
F3AE0681E	125,000	6	10308	287 kW	D	647	51	F4AE3481C	102,000	4	3922	103 kW	D	643	25
F3AE0681H	125,000	6	10308	294 kW	D	647	51	F4AE3481D	102,000	4	3922	118 kW	D	643	25
F3AE3681A	125,000	6	10308	330 - 331 kW	D	647	51	F4AE3681A	102,000	6	5883	220 kW	D	643	24
F3AE3681B	125,000	6	10308	310 kW	D	647	51	F4AE3681B	102,000	6	5883	160 kW	D	643	24
F3AE3681D	125,000	6	10308	310 kW	D	647	51	F4AE3681C	102,000	6	5883	135 kW	D	643	24
F3AE3681Y	125,000	6	10308	330 - 338 kW	D	647	51	F4AE3681D	102,000	6	5883	185 kW	D	643	24
F3AEE681B	125,000	6	10308	294 kW	D	647	51	F4AE3681E	102,000	6	5883	205 - 206 kW	D	643	24
F3AEE681D	125,000	6	10308	316 kW	D	647	51	F4AFE411A	104,000	4	4485	118 kW	D	645	36



			ccm	kW			1 POS				ccm	kW			1 POS
F4AFE411B	104,000	4	4485	137 kW	D	645	36	F4AFE612F	104,000	6	6728	210 kW	D	645	37
F4AFE411C	104,000	4	4485	150 - 154 kW	D	645	36	F4AFE612G	104,000	6	6728	184 kW	D	645	37
F4AFE411E	104,000	4	4485	118 kW	D	645	36	F4L 913	102,000	4	4086	64 kW	D	643	26
F4AFE411F	104,000	4	4485	137 kW	D	645	36	F6L 413 F	125,000	6	9570	141 kW	D	647	52
F4AFE611A	104,000	6	6728	162 kW	D	645	36	F8L 413 F	125,000	8	12763	162 - 212 kW	D	647	52
F4AFE611C	104,000	6	6728	206 kW	D	645	36	F8L 513	128,000	8	13382	168 - 194 kW	D	647	54
F4AFE611D	104,000	6	6728	235 kW	D	645	36	NEF6 (F4AE0681G)	102,000	6	5883	160 kW	D	643	24
F4AFE611E	104,000	6	6728	185 kW	D	645	36	NEF6 (F4AE0684C)	102,000	6	5883	169 kW	D	643	24
F4AFE612D	104,000	6	6728	235 kW	D	645	37	NEF8 (F2CE9687)	117,000	6	8709	205 kW	D	646	42



<b>104,000 mm</b>	<b>1</b>
-------------------	----------

8060.05 , 902006-1

<b>88,000 mm</b>	<b>2</b>
------------------	----------

F1AE0481A , F1AE0481B , F1AE0481H , F1AE0481M , F1AE3481B ,

**852029-4** M-6

30,10 x 6,00 x 120,40 x 45°

**862030-4**

30,00 x 6,00 x 120,40 x 45°

<b>88,000 mm</b>	<b>3</b>
------------------	----------

F1AE0481F , F1AE0481G , F1AE0481R , F1AE0481V , F1AE3481D , F1AFL411A , F1AFL411B , F1AFL411C , F1AGL411A , F1AGL411B , F1AGL411C , F1AGL411D ,

**852029-4**

30,10 x 6,00 x 120,40 x 45°

**862030-4**

30,00 x 6,00 x 120,40 x 45°

<b>88,000 mm</b>	<b>4</b>
------------------	----------

F1AE0481U ,

**852029-4**

30,10 x 6,00 x 120,40 x 45°

<b>88,000 mm</b>	<b>5</b>
------------------	----------

F1AE3481A , F1AE3481C ,

**852029-4** M-6

30,10 x 6,00 x 120,40 x 45°

<b>93,000 mm</b>	<b>6</b>
------------------	----------

8140.27 ,

**852052-4**

41,00 x 8,00 x 120,80 x 30°

<b>93,000 mm</b>	<b>7</b>
------------------	----------

8140.07.2585 ,

**882059-4** R-8

13,07 x 8,00 x 60,00 | IN | EX

<b>93,000 mm</b>	<b>8</b>
------------------	----------

8140.07.2700 , 8140.07.2701 , 8140.07.2710 , 8140.07.2711 , 8140.07.2712 , 8140.07.3700 , 8140.07.3710 , 8140.07.3711 , 8140.07.3712 , 8140.07.3713 , 8140.21.200 , 8140.21.201 , 8140.21.202 , 8140.21.203 , 8140.21.212 , 8140.21.214 , 8140.21.290 , 8140.61.200 , 8140.61.300 , 8144.61.200 ,

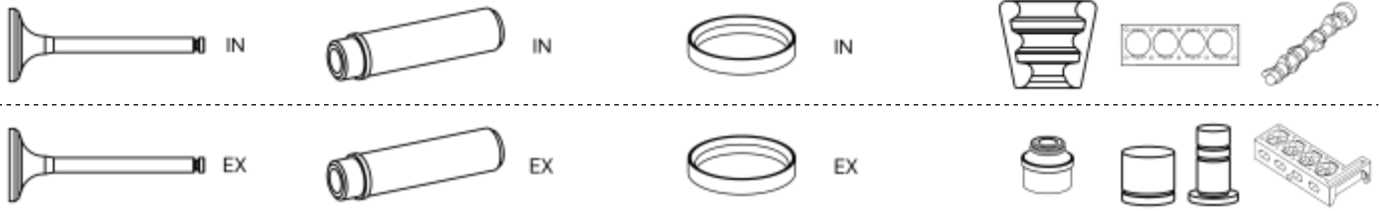
**852052-4** 882059-4 R-8

41,00 x 8,00 x 120,80 x 30°      13,07 x 8,00 x 60,00 | IN | EX

**862053-4**

34,50 x 8,00 x 122,00 x 45°





## 93,000 mm

9

8140.27 S , 8140.27.215 , 8140.27.2582 , 8140.27.2700 , 8140.27.2720 , 8140.27.2811 , 8140.27R.2700 , 8140.27R.2782 , 8140.27R.2786 , 8140.27S.2700 , 8140.27S.2701 , 8140.27S.2710 , 8140.27S.2711 , 8140.27S.2720 , 8140.27S.2721 , 8140.27S.2730 , 8140.27S.2731 , 8140.27S.2750 , 8140.27S.2760 , 8140.27S.2761 , 8140.27S.2770 , 8140.27S.2771 , 8140.27S.2801 , 8140.27S.2811 , 8140.27S.2885 , 8140.27S.3701 , 8140.27S.3711 , 8140.27S.3720 , 8140.27S.3721 , 8140.27S.3750 , 8140.27S.3751 , 8140.27S.3760 , 8140.27S.3761 , 8140.27S.3770 , 8140.27S.3771 , 8140.27S.3780 , 8140.27S.3811 , 8140.47.2700 , 8140.47.2711 , 8140.47.2721 , 8140.47.2785 , 8140.47.3700 , 8140.47.3711 , 8140.47.3721 , 8140.47B.3790 , 8140.47B.3795 , 8140.47R.2790 , 8140.47R.2795 , 8140.47R ,

**852052-4**

**882059-4**

**R-8**

41,00 x 8,00 x 120,80 x 30° 13,07 x 8,00 x 60,00 | IN | EX

**862053-4**

34,50 x 8,00 x 122,00 x 45°

**862092-4**

36,00 x 8,00 x 122,00 x 45°

## 93,000 mm

10

8140.27.218 ,

**852052-4**

**882059-4**

**R-8**

41,00 x 8,00 x 120,80 x 30° 13,07 x 8,00 x 60,00 | IN | EX

**853873-4**

23,50 x 6,00 x 104,10 x 45°

**862053-4**

34,50 x 8,00 x 122,00 x 45°

**862092-4**

36,00 x 8,00 x 122,00 x 45°

## 93,000 mm

11

8140.27R.2780 , 8140.27S.2751 , 8140.27S.3700 , 8140.27S.3781 , 8140.47.3731 , 8140.47 ,

**852052-4**

**R-8**

41,00 x 8,00 x 120,80 x 30°

**862053-4**

34,50 x 8,00 x 122,00 x 45°

**862092-4**

36,00 x 8,00 x 122,00 x 45°

## 93,000 mm

12

8140.47S ,

**852052-4**

**882059-4**

41,00 x 8,00 x 120,80 x 30° 13,07 x 8,00 x 60,00 | IN | EX

## 93,000 mm

13

8140.67.2585 , 8140.67F.3700 , 8140.67F. ,

**882059-4**

13,07 x 8,00 x 60,00 | IN | EX

## 93,000 mm

14

8140.67F.3701 , 8140.67F.3710 , 8140.67F.3711 , 8140.67F.3713 , 8140.67F.3721 ,

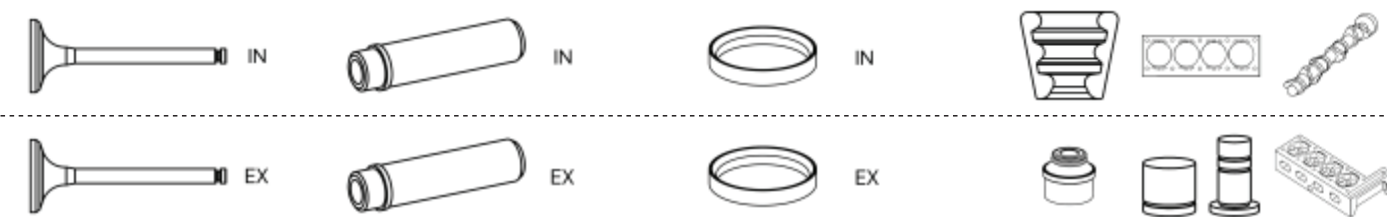
**852052-4**

**R-8**

41,00 x 8,00 x 120,80 x 30°

**862053-4**

34,50 x 8,00 x 122,00 x 45°



<b>93,000 mm</b>	<b>15</b>
------------------	-----------

8140.97.2781 ,		
<b>852052-4</b>	<b>882059-4</b>	<b>R-8</b>
41,00 x 8,00 x 120,80 x 30°	13,07 x 8,00 x 60,00   IN   EX	
<b>862092-4</b>		
36,00 x 8,00 x 122,00 x 45°		

<b>94,400 mm</b>	<b>16</b>
------------------	-----------

8140.23 , 8140.43.2585 ,		
<b>852052-4</b>	<b>882059-4</b>	
41,00 x 8,00 x 120,80 x 30°	13,07 x 8,00 x 60,00   IN   EX	

<b>94,400 mm</b>	<b>17</b>
------------------	-----------

8140.23.2585 , 8140.23.3700 , 8140.23.3701 , 8140.23.3710 , 8140.23.3711 , 8140.23.3713 , 8140.23.3720 , 8140.23.3721 , 8140.23.3730 , 8140.23.3731 , 8140.23.3750 , 8140.23.3751 , 8140.23.3760 , 8140.43.3700 , 8140.43.3728 , 8140.43.3900 , 8140.43. , 8140.43B.4300 , 8140.43B.4305 , 8140.43B.4320 , 8140.43B.4325 , 8140.43B.4330 , 8140.43B.4335 , 8140.43B , 8140.43C.4000 , 8140.43C.4005 , 8140.43C.4020 , 8140.43C.4021 , 8140.43C.4025 , 8140.43C.4026 , 8140.43C.4035 , 8140.43C.4036 , 8140.43C , 8140.43K.4020 , 8140.43N.4300 , 8140.43N.4320 , 8140.43N.4330 , 8140.43N.4400 , 8140.43N.4430 , 8140.43N , 8140.43S.4000 , 8140.43S.4020 , 8140.43S.4140 , 8140.43S.4300 , 8140.43S.4320 , 8140.43S.4330 , 8140.43S.4400 , 8140.43S.4420 , 8140.43S.4430 , 8140.43S , 8140.63.4000 , 8140.63 ,		
<b>852052-4</b>	<b>882059-4</b>	<b>R-8</b>
41,00 x 8,00 x 120,80 x 30°	13,07 x 8,00 x 60,00   IN   EX	
<b>862092-4</b>		
36,00 x 8,00 x 122,00 x 45°		

<b>94,400 mm</b>	<b>18</b>
------------------	-----------

8140.23.3801 , 8140.23.3811 , 8140.23.3821 , 8140.43.3711 , 8140.43.3713 , 8140.43.3718 , 8140.43.3721 , 8140.43.3723 , 8140.43.3731 , 8140.43.3911 , 8140.43.3921 , 8140.43.3931 , 8140.43C.4030 , 8140.43C.4031 ,		
<b>852052-4</b>	<b>882059-4</b>	<b>R-8</b>
41,00 x 8,00 x 120,80 x 30°		
<b>862092-4</b>		
36,00 x 8,00 x 122,00 x 45°		

<b>94,400 mm</b>	<b>19</b>
------------------	-----------

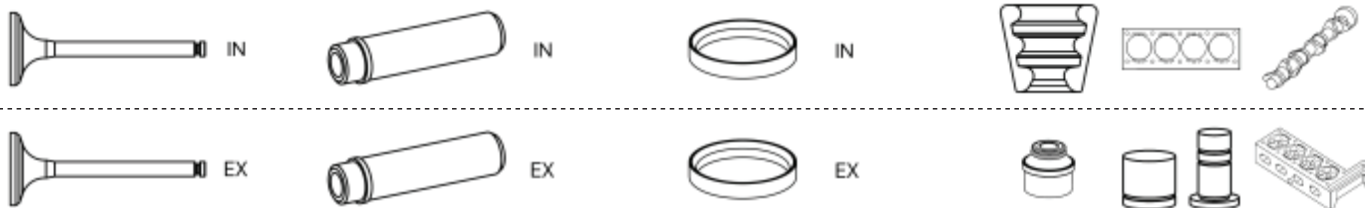
8140.43R.4300 , 8140.43R.4320 , 8140.43R.4330 , 8140.43R.4400 , 8140.43R.4420 , 8140.43S.4030 ,		
<b>882059-4</b>		
	13,07 x 8,00 x 60,00   IN   EX	

<b>95,800 mm</b>	<b>20</b>
------------------	-----------

F1CE0441A , F1CE0481A , F1CE0481B , F1CE0481E , F1CE0481F , F1CE0481H , F1CE0481L ,		
<b>870020-6</b>	<b>M-6</b>	
	55,11 x 45,50 x 8,80 x 20°   IN   EX	

<b>95,800 mm</b>	<b>21</b>
------------------	-----------

F1CE0481P , F1CE3481B , F1CFA401A ,		
<b>870020-6</b>		
	55,11 x 45,50 x 8,80 x 20°   IN   EX	



**95,800 mm**

**22**

F1CE3481C , F1CE3481D , F1CE3481J , F1CE3481K , F1CE3481L ,

M-6

**100,000 mm**

**23**

8060.02.001 , 8060.02.003 ,

R-8

862055-6

36,90 x 8,00 x 125,90 x 45°

**102,000 mm**

**24**

F4AE0481A , F4AE0481C , F4AE0481D , F4AE0681A , F4AE0681B , F4AE0681C , F4AE0681D , F4AE0681E , F4AE0684C , F4AE3681A , F4AE3681B , F4AE3681C , F4AE3681D , F4AE3681E , NEF6 (F4AE0681G) , NEF6 (F4AE0684C) ,

852031-4

33,00 x 7,00 x 125,00 x 30°

R-7

862032-4

33,00 x 7,00 x 124,30 x 45°

**102,000 mm**

**25**

F4AE3481A , F4AE3481B , F4AE3481C , F4AE3481D ,

852031-4

33,00 x 7,00 x 125,00 x 30°

862032-4

33,00 x 7,00 x 124,30 x 45°

**102,000 mm**

**26**

BF6L 913 , F4L 913 ,

851504-6

43,00 x 8,00 x 133,00 x 45°

**103,000 mm**

**27**

8040.04.200 ,

R-8

902005-1

862055-6

36,90 x 8,00 x 125,90 x 45°

**103,000 mm**

**28**

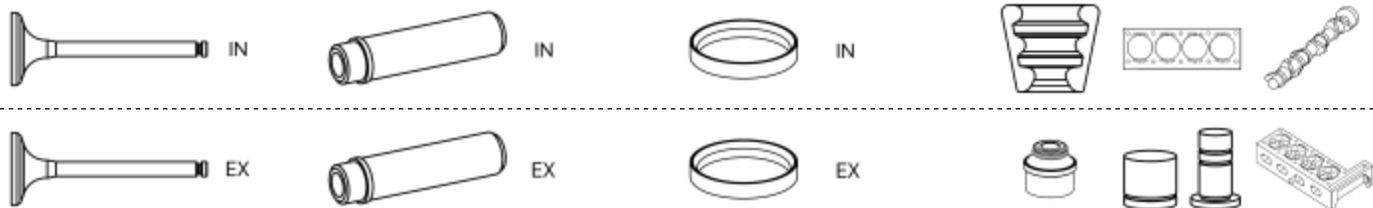
8060.04.051 , 8060.04.055 , 8060.04.060 , 8060.04.660 , 8060.24.601 ,

R-8

902006-1

862055-6

36,90 x 8,00 x 125,90 x 45°



## 103,000 mm

29

8060.04.070, 8060.04.620, 8060.04.621, 8060.04.630, 8060.04.639, 8060.04.658, 8060.04.669, 8060.04.670, 8060.04.672, 8060.04.675, 8060.04.689, 8060.24.670, 8060.24.671, 8060.24.678,

902006-1

## 104,000 mm

30

8040.05.200, 8040.05.203, 8040.05.230, 8040.05.232, 8040.05.233, 8040.05.235, 8040.25.200, 8040.25.201, 8040.25.202, 8040.25.203, 8040.25.207, 8040.25.208, 8040.25.220, 8040.25.222, 8040.25.223, 8040.25.225, 8040.25.229, 8040.25.231, 8040.25.233, 8040.25.234, 8040.25X.4000, 8040.45.4010, 8040.45.4020, 8040.45.4030, 8040.45.4035, 8040.45.4050, 8040.45.4303, 8040.45.4380, 8040.45.5200, 8040.45.5201, 8040.45.5203, 8040.45.5281, 8040.45D.5100, 8040.45D.5103,

852056-6

K-8

902005-1

45,50 x 8,00 x 125,75 x 30°

862057-6

37,75 x 8,00 x 125,75 x 45°

## 104,000 mm

31

8060.05.000, 8060.05.201, 8060.05.203, 8060.05.288, 8060.25.669, 8060.25.670, 8060.25.678, 8060.25.679, 8060.25R.4200 LTC, 8060.25R.4360, 8060.25R.4362, 8060.25R.4750, 8060.25R.4755, 8060.25R.4760, 8060.25R.4764, 8060.25R.4960, 8060.25R.4967, 8060.25R.4968, 8060.25R.4970, 8060.25R.4973, 8060.25R.4980, 8060.25V.4010, 8060.25V.4020, 8060.25V.4025, 8060.25V.4030, 8060.25V.4040, 8060.25V.4050, 8060.25V.4060, 8060.25V.4090, 8060.25V.4100, 8060.25V.4105, 8060.25V.4110, 8060.25V.4160, 8060.25V.4165, 8060.25V.4170, 8060.25V.4175, 8060.25V.4720, 8060.25V.4722, 8060.25V.4724, 8060.25V.4725, 8060.25V.4900, 8060.25V.4920, 8060.25V.4925, 8060.25V.4950, 8060.25V.4952, 8060.25V.4953, 8060.45.4100 TCA, 8060.45.4110, 8060.45.4120, 8060.45.4130, 8060.45.4403, 8060.45.4702, 8060.45.4704, 8060.45.4706, 8060.45A.4100, 8060.45B.4385, 8060.45B.4386, 8060.45B, 8060.45L.4485, 8060.45L.4486, 8060.45L, 8060.45M.7285, 8060.45M.7286, 8060.45M, 8060.45R.4245, 8060.45R.5001, 8060.45R.5003, 8060.45R.5005, 8060.45R.5010, 8060.45R.5011, 8060.45R.5013, 8060.45R.5015, 8060.45R.5050, 8060.45R.5051, 8060.45S TCA, 8060.45S.6000, 8060.45S.6010, 8060.45S.6020, 8060.45S.6030, 8060.45S.6040, 8060.45S.6045, 8060.45S.6052, 8060.45S.6110, 8060.45S.6120, 8060.45S.6130, 8060.45S.6140, 8060.45S.6150, 8060.45S.6203, 8060.45S.6700, 8060.45S.6705, 8060.45S.6706, 8060.45S.6707, 8060.45S.6710, 8060.45S.6711, 8060.45S.6800, 8060.45S.6912, 8060.45S.7200, 8060.45S.7201, 8060.45S.7203, 8060.45S.7205, 8060.45S.7210, 8060.45S.7211, 8060.45S.7213, 8060.45S.7215, 8060.45S.7250, 8060.45S.7251, 8060.45S.7253, 8060.45S.7255, 8060.45, 8061.05, 8065.E,

902006-1

## 104,000 mm

32

8060.05.200, 8060.05.246, 8060.05.270, 8060.05.280, 8060.05.285, 8060.05.289, 8060.25.600, 8060.25R.4200, 8060.25R.4280, 8060.25V.4000, 8060.25V.4080, 8060.45.4100, 8060.45.4180, 8060.45.5200, 8060.45.5201, 8060.45.5203, 8060.45.5205, 8060.45.5210, 8060.45.5211, 8060.45.5220, 8060.45.5221, 8060.45.5223, 8060.45.5232, 8060.45.5233, 8060.45.5234, 8060.45.5235, 8060.45.5250, 8060.45.5251, 8060.45.5255, 8060.45.6090, 8060.45B.5100, 8060.45B.5101, 8060.45B.5103, 8060.45B.5105, 8060.45B.5110, 8060.45B.5111, 8060.45B.5112, 8060.45B.5113, 8060.45B.5120,

852056-6

K-8

902006-1

45,50 x 8,00 x 125,75 x 30°

862057-6

37,75 x 8,00 x 125,75 x 45°

## 104,000 mm

33

8040.05.4990, 8040.05, 8040.25.230 R, 8040.25B.4200, 8040.25B.4220, 8040.25X.4010, 8040.25X.4020, 8040.25X.4030, 8040.25X.4035, 8040.25X.4040, 8040.25X.4045, 8040.25, 8040.45.4000, 8040.45.4180, 8040.45, 8045.05,

902005-1

## 104,000 mm

34

8040.45.5205, 8040.45.5280, 8040.45D.5101, 8040.45D.5105, 8040.45X.4180,

852056-6

882062-6

K-8

902005-1

45,50 x 8,00 x 125,75 x 30° 14,02 x 8,00 x 56,00 | IN | EX

862057-6

37,75 x 8,00 x 125,75 x 45°



## 104,000 mm

**35**

8060.05.284 , 8060.05.286 , 8060.25.601 , 8060.25.602 , 8060.25.603 , 8060.25.604 , 8060.25R.4210 , 8060.25R.4220 , 8060.25R.4225 , 8060.25R.4230 , 8060.25R.4240 , 8060.25R.4250 , 8060.25R.4285 , 8060.25R.4290 , 8060.25R.4295 , 8060.25R.4300 , 8060.25V.4800 , 8060.45.4150 , 8060.45.4700 , 8060.45.4708 , 8060.45B.5121 , 8060.45B.5123 , 8060.45B.5124 , 8060.45B.5145 , 8060.45B.5146 , 8060.45B.5150 , 8060.45B.5151 , 8060.45B.5153 , 8060.45B.5155 , 8060.45B.5185 , 8060.45B.5186 , 8060.45K.6090 , 8060.45M.7281 , 8060.45R.5000 , 8060.45X.4180 ,

**852056-6****882062-6****K-8****902006-1**

45,50 x 8,00 x 125,75 x 30°

14,02 x 8,00 x 56,00 | IN | EX

**862057-6**

37,75 x 8,00 x 125,75 x 45°

## 104,000 mm

**36**

F4AFE411A , F4AFE411B , F4AFE411C , F4AFE411E , F4AFE411F , F4AFE611A , F4AFE611C , F4AFE611D , F4AFE611E ,

**852031-4****R-7**

33,00 x 7,00 x 125,00 x 30°

**862032-4**

33,00 x 7,00 x 124,30 x 45°

## 104,000 mm

**37**

F4AFE612D , F4AFE612F , F4AFE612G ,

**852031-4**

33,00 x 7,00 x 125,00 x 30°

**862032-4**

33,00 x 7,00 x 124,30 x 45°

## 112,000 mm

**38**

8360.46.417 , 8360.46R.416 TCA ,

**862063-6**

42,50 x 9,00 x 142,30 x 45°

## 115,000 mm

**39**

8360.05.200 , 8360.05.254 , 8360.05.673 , 8365.25.533 ,

**882062-6****K-8**

14,02 x 8,00 x 56,00 | IN | EX

## 115,000 mm

**40**

8365.25.500 ,

**K-8**

## 115,000 mm

**41**

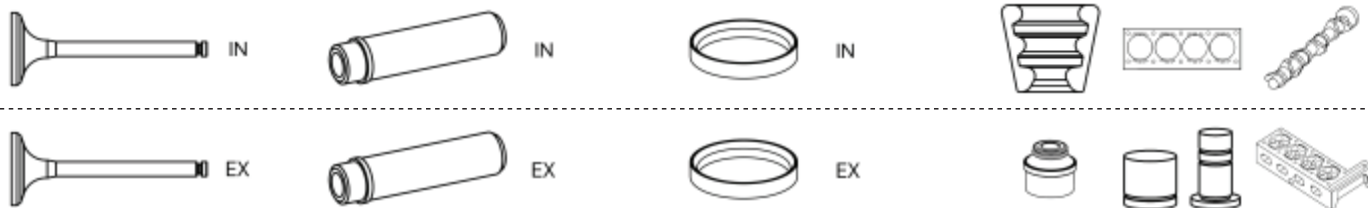
F2BE0681A , F2BE0681B , F2BE0681C , F2BE0681DA , F2BE0681DB , F2BE0681D , F2BE0681E , F2BE0681F , F2BE1682G , F2BE3681A , F2BE3681B , F2BE3681C , F2BE3682B , F2BE3682C , F2BE3682D , F2BEE681A ,

**852078-6****K-8**

40,00 x 8,00 x 174,40 x 30°

**862079-6**

39,00 x 8,00 x 173,35 x 45°



## 117,000 mm

42

F2CE0681A , F2CE0682A , F2CE0683A , F2CE0684A , F2CE3681C , F2CE3681D , F2CFE611/310 , F2CFE611/330 , F2CFE611/360 , F2CFE611/400 , F2CFE611A , F2CFE611B , F2CFE611C , F2CFE611D , NEF8 (F2CE9687) ,

852078-6

K-8

40,00 x 8,00 x 174,40 x 30°

862079-6

39,00 x 8,00 x 173,35 x 45°

## 117,000 mm

43

F2CFE612A , F2CFE612B , F2CFE612C , F2CFE612D ,

852078-6

40,00 x 8,00 x 174,40 x 30°

## 120,000 mm

44

8460.21.002 ,

852066-6

882055-6

49,50 x 9,00 x 147,00 x 30°

16,10 x 9,00 x 67,00 | IN | EX

862067-6

43,00 x 9,00 x 146,00 x 45°

## 120,000 mm

45

8460.21.010 ,

882055-6

16,10 x 9,00 x 67,00 | IN | EX

## 120,000 mm

46

8460.21.102 ,

852066-6

49,50 x 9,00 x 147,00 x 30°

862067-6

43,00 x 9,00 x 146,00 x 45°

## 120,000 mm

47

8460.21.202 , 8460.21.611 , 8460.41C. , 8460.41K. TCA ,

852066-6

49,50 x 9,00 x 147,00 x 30°

## 120,000 mm

48

8460.41.102 ,

852066-6

882055-6

49,50 x 9,00 x 147,00 x 30°

16,10 x 9,00 x 67,00 | IN | EX

## 125,000 mm

49

8220.02.870 ,

882055-6

16,10 x 9,00 x 67,00 | IN | EX



## 125,000 mm

**50**

F10L 413 F ,

**861567-6**

46,70 x 10,00 x 165,30 x 45°

## 125,000 mm

**51**

F3AE0681B , F3AE0681D , F3AE0681E , F3AE0681H , F3AE3681A , F3AE3681B , F3AE3681D , F3AE3681Y , F3AEE681B , F3AEE681D ,

**852080-2**

42,90 x 9,00 x 202,70 x 30°

**862081-2**

42,00 x 9,00 x 201,60 x 45°

## 125,000 mm

**52**

F6L 413 F , F8L 413 F ,

**851530-6**

53,70 x 10,00 x 165,00 x 45°

**881580-6**

16,04 x 10,00 x 95,00 | IN

**K-10****851574-6**

53,70 x 10,00 x 165,00 x 45°

**861515-6**

46,70 x 10,00 x 165,00 x 45°

**881581-6**

16,04 x 10,00 x 82,00 | EX

**861567-6**

46,70 x 10,00 x 165,30 x 45°

## 128,000 mm

**53**

F3GFE611/420 , F3GFE611/460 , F3GFE611/480 , F3GFE611A , F3GFE611B , F3GFE611D , F3GFE611E , F3GFE611F , F3GFE611G ,

**852080-2**

42,90 x 9,00 x 202,70 x 30°

## 128,000 mm

**54**

F8L 513 ,

**851530-6**

53,70 x 10,00 x 165,00 x 45°

**881584-6**

16,05 x 10,00 x 95,00 | IN

**K-10****851574-6**

53,70 x 10,00 x 165,00 x 45°

**861515-6**

46,70 x 10,00 x 165,00 x 45°

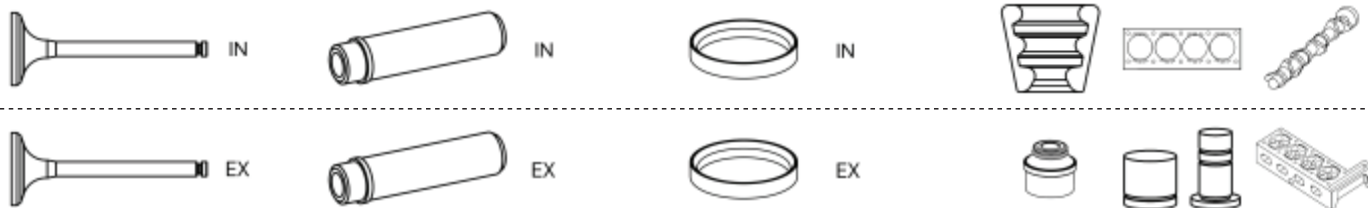
## 130,000 mm

**55**

203 H/61 ,

**852070-6**

55,93 x 11,00 x 166,88 x 45°



## 135,000 mm

56

F3BE0681A, F3BE0681B, F3BE0681C, F3BE0681D, F3BE0681E, F3BE0681F, F3BE0681G, F3BE0681H, F3BE0681J, F3BE0681K, F3BE0681V, F3BE3681A, F3BE3681B, F3BE3681C, F3BE3681D, F3BE3681E, F3BE3681F, F3BE3681G, F3BE3681H, F3BE3681, F3BEE681C, F3BEE681E, F3BEE681G, F3BEE681V, F3HFE611/410, F3HFE611/450, F3HFE611/500, F3HFE611/560, F3HFE611A, F3HFE611B, F3HFE611C, F3HFE611D, F3HFE611F, F3HFE611G,

852093-2

K-10

47,00 x 10,00 x 199,50 x 30°

862094-2

46,00 x 10,00 x 198,00 x 45°

## 137,000 mm

57

8210.42.115, 8210.42K(TCA), 8210.42L.400, 8210.42L., 8210.42M,

862083-6

49,00 x 11,00 x 170,00 x 45°

## 137,000 mm

58

8210.02.067, 8210.02.069, 8210.02.371, 8210.02.373, 8210.02.377, 8210.02.393, 8210.02.440, 8210.02.441, 8210.02.731, 8210.02.,

852028-6

59,00 x 11,00 x 169,90 x 45°

862029-6

49,00 x 11,00 x 169,90 x 45°

## 137,000 mm

59

8210.42.101, 8210.42., 8210.42K., 8210.42L(TCA),

852082-6

59,00 x 11,00 x 170,00 x 45°

862083-6

49,00 x 11,00 x 170,00 x 45°

## 145,000 mm

60

8280.42B, 8280.42S. TCA,

862087-4

45,10 x 10,00 x 155,77 x 45°

## 145,000 mm

61

8280.42.001, 8280.42.050, 8280.42S.342, 8280.42S.350, 8280.42S.352, 8280.42S.362,

852084-4

51,50 x 10,00 x 157,00 x 30°

852086-4

51,50 x 10,00 x 157,35 x 30°

862085-4

45,00 x 10,00 x 156,50 x 45°

862087-4

45,10 x 10,00 x 155,77 x 45°





**145,000 mm**







**62**

8280.22.000 , 8280.22.007 , 8280.22.009 , 8280.22.033 , 8280.22.054 , 8280.22.201 , 8280.22.205 ,

**852084-4**

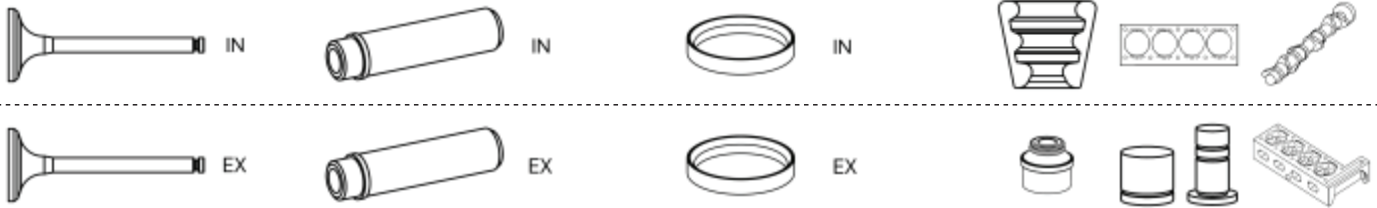
51,50 x 10,00 x 157,00 x 30°



					
	ENGINE	ccm	kW	POS	POS
REFINE M5 I 2.5 D	D4BH	01.02 - 01.08 2476	D 76 kW	652	2



ENGINE	$\varnothing$		ccm	kW		652	1 POS	ENGINE	$\varnothing$		ccm	kW		652	1 POS
D4BH	91,100	4	2476	59 - 76 kW	D	652	2	MC11.44-50	120,000	6	10518	324 kW	D	652	3
G4CS	86,500	4	2351	82 - 90 kW	B	652	1								



**86,500 mm**

**1**

G4CS ,

**862404-4**

30,50 x 6,50 x 109,70 x 45°

**91,100 mm**

**2**

D4BH ,

**852407-4**

40,00 x 8,00 x 130,00 x 45°

**862408-4**

34,10 x 8,00 x 129,85 x 45°

**120,000 mm**








**3**

MC11.44-50 ,











**911002-8**

Ø 9,00



							
F-PACE (X761) 3.0 SDV6 AWD	306DT(AJTDV6)	09.15	2993	D	221 kW	655	2
S-TYPE II (X200) 2.7 D	AJD	06.04 - 10.07	2720	D	152 kW	655	1
X-TYPE I (X400) 2.0 D	FMBA	07.03 - 11.09	1998	D	96 kW	655	4
X-TYPE I (X400) 2.0 D	FMBB	07.03 - 11.09	1998	D	96 kW	655	4
X-TYPE I (X400) 2.2 D	QJBA	10.05 - 11.09	2198	D	110 kW	655	4
X-TYPE I (X400) 2.2 D	QJBA	10.05 - 11.09	2198	D	114 kW	655	4
X-TYPE I (X400) 2.2 D	QJBA	01.07 - 11.09	2198	D	107 kW	655	4
X-TYPE I Kombi (X400) 2.0 D	FMBA	02.04 - 12.09	1998	D	96 kW	655	4
X-TYPE I Kombi (X400) 2.0 D	FMBB	02.04 - 12.09	1998	D	96 kW	655	4
X-TYPE I Kombi (X400) 2.2 D	QJBA	10.05 - 12.09	2198	D	110 kW	655	4
X-TYPE I Kombi (X400) 2.2 D	QJBA	10.05 - 12.09	2198	D	114 kW	655	4
X-TYPE I Kombi (X400) 2.2 D	QJBA	01.07 - 12.09	2198	D	107 kW	655	4
XF I (X250) 2.7 D	AJD	03.08 - 04.15	2720	D	152 kW	655	1
XF I (X250) 3.0 D	306DT(AJTDV6)	03.09 - 04.15	2993	D	155 kW	655	2
XF I (X250) 3.0 D	306DT(AJTDV6)	03.09 - 04.15	2993	D	177 kW	655	2
XF I (X250) 3.0 D	306DT(AJTDV6)	03.09 - 04.15	2993	D	202 kW	655	2
XF I (X250) 3.0 D	AJV6D	03.09 - 04.15	2993	D	155 kW	655	3
XF I (X250) 3.0 D	AJV6D	03.09 - 04.15	2993	D	177 kW	655	3
XF I (X250) 3.0 D	AJV6D	03.09 - 04.15	2993	D	202 kW	655	3
XF II (X260) 3.0 D	306DT(AJTDV6)	05.15	2993	D	221 kW	655	2
XF SPORTBRAKE (X250) 3.0 D	306DT(AJTDV6)	09.12 - 04.14	2993	D	177 kW	655	2
XF SPORTBRAKE (X250) 3.0 D	306DT(AJTDV6)	09.12 - 04.14	2993	D	202 kW	655	2
XF SPORTBRAKE (X250) 3.0 D	AJV6D	09.12 - 04.14	2993	D	177 kW	655	3
XF SPORTBRAKE (X250) 3.0 D	AJV6D	09.12 - 04.14	2993	D	202 kW	655	3
XF SPORTBRAKE (X260) 3.0 D	306DT(AJTDV6)	07.17	2993	D	221 kW	655	2
XJ (X350, X358) D 2.7	AJD	10.05 - 03.09	2720	D	152 kW	655	1
XJ (X351) 3.0 SDV6	306DT(AJTDV6)	10.09 - 04.16	2993	D	202 kW	655	2
XJ (X351) 3.0 SDV6	306DT(AJTDV6)	01.15	2993	D	221 kW	655	2
XJ (X351) 3.0 SDV6	AJV6D	10.09 - 04.16	2993	D	202 kW	655	3



			ccm	kW			1 POS				ccm	kW			1 POS
306DT(AJTDV6)	84,000	6	2993	155 - 221 kW	D	655	2	FMBA	86,000	4	1998	96 kW	D	655	4
AJD	81,000	6	2720	152 kW	D	655	1	FMBB	86,000	4	1998	96 kW	D	655	4
AJV6D	84,000	6	2993	155 - 202 kW	D	655	3	QJBA	86,000	4	2198	107 - 114 kW	D	655	4



**81,000 mm**

**1**

AJD ,

M-6

973801-8

Hydro

**84,000 mm**

**2**

306DT(AJT DV6) ,

M-6

973801-8

Hydro

**84,000 mm**

**3**

AJV6D ,

973801-8

Hydro

**86,000 mm**

**4**

FMBA , FMBB , QJBA ,






852115-4

29,80 x 7,00 x 122,00 x 30°

862116-4








25,80 x 7,00 x 122,00 x 45°









M-7

			<b>ccm</b>		<b>kW</b>		<b>1 POS</b>
CHEROKEE (KK) 2.8 CRD 4x4	ENS	05.08	2777	D	130 kW	660	14
CHEROKEE (KK) 2.8 CRD 4x4	ENS	01.10	2777	D	147 kW	660	14
CHEROKEE (KL) 3.2 4x4	EHB	01.14	3239	B	202 kW	660	12
CHEROKEE (KL) 3.2 4x4	EHK	01.14	3239	B	202 kW	660	12
CHEROKEE (KL) 3.2 V6 4x4	EHB	11.13	3239	B	200 kW	660	12
CHEROKEE (KL) 3.2 V6 4x4	EHB	05.14	3239	B	199 kW	660	12
CHEROKEE (KL) 3.2 V6	EHB	11.13	3239	B	200 kW	660	12
CHEROKEE (KL) 3.2 V6	EHK	11.13	3239	B	200 kW	660	12
CHEROKEE (XJ) 2.1 D 4x4	J8S 742	10.86 - 09.92	2068	D	59 kW	659	7
CHEROKEE (XJ) 2.5 TD 4x4	ENC	01.88 - 09.01	2499	D	85 kW	660	13
CHEROKEE (XJ) 2.5 TD	ENC	02.95 - 08.01	2499	D	85 kW	660	13
CHEROKEE (XJ) 2.5 Tdi 4x4	ENC	10.96 - 09.01	2499	D	85 kW	660	13
CHEROKEE (XJ) 2.8 4x4	LR2	09.83 - 12.86	2836	B	86 kW	660	10
CHEROKEE (XJ) 2.8	LR2	10.84 - 12.86	2836	B	86 kW	660	10
CHEROKEE VAN (KL) 3.2 4x4	EHB	08.15	3239	B	200 kW	660	12
CJ5 - CJ8 2.0	J5R-800	01.83 - 12.87	1995	B	63 kW	660	9
CJ5 - CJ8 2.1 D	J8S-800	01.83 - 12.87	2068	D	44 kW	659	7
COMANCHE (MJ) 2.1 D 4x4	J8S-814	09.85 - 09.90	2068	D	63 kW	659	7
COMANCHE (MJ) 2.1 D	J8S-814	09.85 - 09.90	2068	D	63 kW	659	7
COMANCHE (MJ) 2.8 4x4	LR2	01.86 - 12.86	2836	B	86 kW	660	10
COMANCHE (MJ) 2.8	LR2	01.86 - 12.86	2836	B	86 kW	660	10
COMMANDER (XK, XH) 3.0 CRD 4x4	EXL	04.06 - 12.10	2987	D	160 kW	659	4
COMMANDER (XK, XH) 3.0 CRD 4x4	EXL	09.05 - 12.10	2987	D	155 kW	659	4
COMMANDER (XK, XH) 5.7 4x4	EZH	09.08 - 12.10	5654	B	266 kW	661	17
COMMANDER (XK, XH) 5.7 HEMI 4x4	EZH	06.09 - 12.10	5654	B	255 kW	661	17
COMMANDER (XK, XH) 5.7	EZH	09.08 - 12.10	5654	B	266 kW	661	17
COMMANDER VAN (XH) 3.0 CRD 4x4	EXL	09.05 - 12.10	2987	D	160 kW	659	4
COMMANDO Geländewagen geschlossen 3.7	MH	09.65 - 09.71	3698	B	56 kW	660	15
COMPASS (MK49) 2.0 CRD 4x4	ECD	02.07	1968	D	88 kW	659	2
COMPASS (MK49) 2.0 CRD 4x4	ECE	09.06	1968	D	103 kW	659	3
COMPASS (MK49) 2.0 CRD	ECD	08.06	1968	D	103 kW	659	2
COMPASS (MK49) 2.0 CRD	ECE	08.06	1968	D	103 kW	659	3
COMPASS (MK49) 2.2 CRD 4x4	ENE	05.11	2143	D	100 kW	659	5
COMPASS (MK49) 2.2 CRD 4x4	OM 651.925	12.10	2143	D	120 kW	659	6
COMPASS (MK49) 2.2 CRD	ENE	05.11	2143	D	100 kW	659	5
GRAND CHEROKEE I (ZJ, ZG) 2.5 TD 4x4 (Z)	ENC	08.94 - 04.99	2499	D	85 kW	660	13
GRAND CHEROKEE I (ZJ, ZG) 2.5 TD 4x4 (Z)	M51	08.94 - 04.99	2499	D	85 kW	660	13
GRAND CHEROKEE I (ZJ, ZG) 2.5 TD 4x4 (Z)	M52	08.94 - 04.99	2499	D	85 kW	660	13
GRAND CHEROKEE I (ZJ, ZG) 2.5 TD Laredo	ENC	10.96 - 09.98	2499	D	85 kW	660	13
GRAND CHEROKEE II (WJ, WG) 2.7 CRD 4x4	ENF	10.01 - 09.05	2685	D	120 kW	660	8
GRAND CHEROKEE II (WJ, WG) 3.1 TD 4x4	EXA	01.99 - 12.01	3125	D	103 kW	660	13
GRAND CHEROKEE III (WH, WK) 3.0 CRD 4x4	EXL	05.06 - 12.10	2987	D	155 kW	659	4
GRAND CHEROKEE III (WH, WK) 3.0 CRD 4x4	EXL	06.05 - 12.10	2987	D	160 kW	659	4
GRAND CHEROKEE III (WH, WK) 3.0 CRD 4x4	EXL	03.05 - 10.11	2987	D	165 kW	659	4
GRAND CHEROKEE III (WH, WK) 3.0 CRD 4x4	EXL	05.06 - 12.10	2987	D	132 kW	659	4
GRAND CHEROKEE III (WH, WK) 3.0 CRD	EXL	06.05 - 12.10	2987	D	160 kW	659	4
GRAND CHEROKEE III (WH, WK) 5.7 V8 4x4	EZD	01.09 - 12.10	5654	B	265 kW	661	17
GRAND CHEROKEE III (WH, WK) 5.7 V8 4x4	EZD	01.09 - 12.10	5654	B	259 kW	661	17
GRAND CHEROKEE III (WH, WK) 5.7 V8 4x4	EZH	01.09 - 12.10	5654	B	259 kW	661	17
GRAND CHEROKEE III (WH, WK) 5.7 V8 4x4	EZH	01.09 - 12.10	5654	B	269 kW	661	17
GRAND CHEROKEE III (WH, WK) 5.7	EZH	01.09 - 05.10	5654	B	265 kW	661	17
GRAND CHEROKEE IV (WK, WK2) 3.0 4x4	EHD	09.14	2985	B	175 kW	660	11
GRAND CHEROKEE IV (WK, WK2) 3.0 V6 4x4	EHD	06.13	2985	B	172 kW	660	11
GRAND CHEROKEE IV (WK, WK2) 3.6 FlexFuel 4x4	ERB	09.10	3604	B/E	216 kW	661	16
GRAND CHEROKEE IV (WK, WK2) 3.6 FlexFuel	ERB	09.10	3604	B/E	216 kW	661	16
GRAND CHEROKEE IV (WK, WK2) 3.6 V6 4x4	ERB	10.10	3604	B	210 kW	661	16
GRAND CHEROKEE IV (WK, WK2) 3.6 V6 4x4	ERB	11.10	3604	B	207 kW	661	16
GRAND CHEROKEE IV (WK, WK2) 3.6 V6 FlexFuel 4x4	ERB	11.10	3604	B/E	210 kW	661	16
GRAND CHEROKEE IV (WK, WK2) 3.6 V6	ERB	11.10	3604	B	209 kW	661	16
GRAND CHEROKEE IV (WK, WK2) 3.6 VVT 4x4	ERB	04.16	3604	B	213 kW	661	16
GRAND CHEROKEE IV (WK, WK2) 3.6 VVT	ERB	10.10	3604	B	213 kW	661	16
GRAND CHEROKEE IV (WK, WK2) 3.6	ERB	09.13	3604	B	216 kW	661	16





							
GRAND CHEROKEE IV (WK, WK2) 5.7 4x4	EZH	01.11	5654	B	269 kW	661	17
GRAND CHEROKEE IV (WK, WK2) 5.7 4x4	EZH	01.11	5654	B	268 kW	661	17
GRAND CHEROKEE IV (WK, WK2) 5.7 V8 4x4	EZH	11.10	5654	B	259 kW	661	17
GRAND CHEROKEE IV (WK, WK2) 5.7 V8 4x4	EZH	05.13	5654	B	265 kW	661	17
GRAND CHEROKEE IV (WK, WK2) 5.7	EZH	06.10	5654	B	269 kW	661	17
GRAND CHEROKEE IV (WK, WK2) 5.7	EZH	02.13	5654	B	268 kW	661	17
GRAND CHEROKEE IV (WK, WK2) 6.4 SRT8 4x4	ESG	03.11	6417	B	344 kW	661	18
GRAND CHEROKEE IV (WK, WK2) 6.4 SRT8 4x4	ESG	09.11	6417	B	350 kW	661	18
GRAND CHEROKEE IV (WK, WK2) 6.4 SRT8 4x4	ESG	06.11	6417	B	347 kW	661	18
GRAND CHEROKEE IV (WK, WK2) 6.4 SRT8 4x4	ESG	12.14	6417	B	354 kW	661	18
GRAND CHEROKEE IV (WK, WK2) 6.4 SRT8 4x4	ESG	01.14	6417	B	351 kW	661	18
GRAND CHEROKEE L V (WL) 5.7 4WD	EZH	06.21	5654	B	268 kW	661	17
GRAND CHEROKEE L V (WL) 5.7	EZH	06.21	5654	B	268 kW	661	17
GRAND CHEROKEE VAN (WK2) 5.7 HEMI 4x4	EZH	07.13	5654	B	259 kW	661	17
GRAND CHEROKEE VAN (WK2) 6.4 SRT8 4x4	ESG	07.13	6417	B	344 kW	661	18
GRAND CHEROKEE VAN (WK2) V6 VVT	ERB	07.13	3604	B	210 kW	661	16
GRAND WAGONEER (WS) 6.4 4x4	ESG	01.22	6417	B	351 kW	661	18
PATRIOT (MK74) 2.0 CRD 4x4	ECD	02.07 - 12.17	1968	D	103 kW	659	2
PATRIOT (MK74) 2.0 CRD 4x4	ECD	02.07 - 12.17	1968	D	88 kW	659	2
PATRIOT (MK74) 2.0 CRD 4x4	ECE	02.07 - 12.17	1968	D	103 kW	659	3
PATRIOT (MK74) 2.0 CRD	ECD	02.07 - 12.17	1968	D	103 kW	659	2
PATRIOT (MK74) 2.0 CRD	ECE	02.07 - 12.17	1968	D	103 kW	659	3
PATRIOT (MK74) 2.2 CRD 4x4	ENE	01.11 - 12.17	2143	D	120 kW	659	5
PATRIOT (MK74) 2.2 CRD 4x4	ENE	01.11 - 12.17	2143	D	100 kW	659	5
PATRIOT (MK74) 2.2 CRD	ENE	01.11 - 12.17	2143	D	100 kW	659	5
WAGONEER (WS) 5.7 MHEV 4WD	EZL	01.22	5654	B/E	268 kW	661	17
WAGONEER (WS) 5.7 MHEV 4WD	EZL	04.22	5654	B/E	292 kW	661	17
WAGONEER (WS) 5.7 MHEV	EZL	01.22	5654	B/E	268 kW	661	17
WAGONEER (WS) 5.7 MHEV	EZL	04.22	5654	B/E	292 kW	661	17
WRANGLER III (JK) 2.8 CRD	ENS	11.10	2777	D	147 kW	660	14
WRANGLER III (JK) 2.8 CRD	ENS	04.07	2777	D	130 kW	660	14
WRANGLER III (JK) 2.8 CRD	ENS	07.10	2777	D	120 kW	660	14
WRANGLER III (JK) 3.0	EHD	12.13	2985	B	172 kW	660	11
WRANGLER III (JK) 3.6 V6	ERB	10.10	3604	B	209 kW	661	16
WRANGLER III (JK) 3.6 V6	ERB	09.11	3604	B	213 kW	661	16
WRANGLER IV (JL) 3.6 VVT (JL72, JL74)	ERB	11.17	3604	B	209 kW	661	16
WRANGLER IV (JL) 6.4	ESG	09.21	6417	B	350 kW	661	18
WRANGLER IV (JL) 6.4	ESG	09.21	6417	B	346 kW	661	18

ENGINE			ccm	kW			1 POS	ENGINE			ccm	kW			1 POS
BMM	81,000	4	1968	103 kW	D	659	1	EXL	83,000	6	2987	132 - 165 kW	D	659	4
ECD	81,000	4	1968	88 - 103 kW	D	659	2	EZD	99,500	8	5654	250 - 280 kW	B	661	17
ECE	81,000	4	1968	103 kW	D	659	3	EZH	99,500	8	5654	250 - 269 kW	B	661	17
EHB	91,000	6	3239	199 - 202 kW	B	660	12	EZL	99,500	8	5654	268 - 292 kW	B	661	17
EHD	89,000	6	2985	172 kW	B	660	11	J5R-800	88,000	4	1995	61 - 63 kW	B	660	9
EHK	91,000	6	3239	199 - 202 kW	B	660	12	J8S 742	86,000	4	2068	59 kW	D	659	7
EHW	89,000	6	2986	172 kW	B	660	11	J8S-800	86,000	4	2068	44 kW	D	659	7
ENC	92,000	4	2499	85 kW	D	660	13	J8S-814	86,000	4	2068	63 - 65 kW	D	659	7
ENE	83,000	4	2143	100 - 120 kW	D	659	5	LR2	88,900	6	2836	86 - 86 kW	B	660	10
ENF	88,000	5	2685	120 kW	D	660	8	M51	92,000	4	2499	85 - 89 kW	D	660	13
ENS	94,000	4	2777	110 - 147 kW	D	660	14	M52	92,000	4	2499	85 kW	D	660	13
ERB	96,000	6	3604	207 - 216 kW	B	661	16	MH	95,300	6	3698	56 kW	B	660	15
ESG	103,900	8	6417	344 - 401 kW	B	661	18	OM 651.925	83,000	4	2143	100 - 120 kW	D	659	6
EXA	92,000	5	3125	103 kW	D	660	13								



## 81,000 mm

1

BMM,

**850241-4**

36,00 x 7,00 x 89,50 x 45°

**850275-4**

29,40 x 6,00 x 88,50 x 45°

**860244-4**

31,60 x 7,00 x 89,00 x 45°

**860276-4**

25,50 x 6,00 x 88,20 x 45°

M-7

**915001-8**

Ø 7,00

## 81,000 mm

2

ECD,

**915097-8**

Ø 6,00

**485022-1**

## 81,000 mm

3

ECE,

**915097-8**

Ø 6,00

## 83,000 mm

4

EXL,

**881020-4**

11,55 x 6,00 x 34,50 | IN | EX

**915097-8**

Ø 6,00

**973801-8**

Hydro

## 83,000 mm

5

ENE,

**901034-1**

**915097-8**

Ø 6,00

## 83,000 mm

6

OM 651.925,

**851211-4**

28,45 x 6,00 x 108,90 x 45°

**881021-4**

11,04 x 6,00 x 41,00 | IN | EX

M-6

**901034-1**

**861212-4**

24,60 x 6,00 x 109,20 x 45°

**915097-8**

Ø 6,00

**971011-8**

Hydro

## 86,000 mm

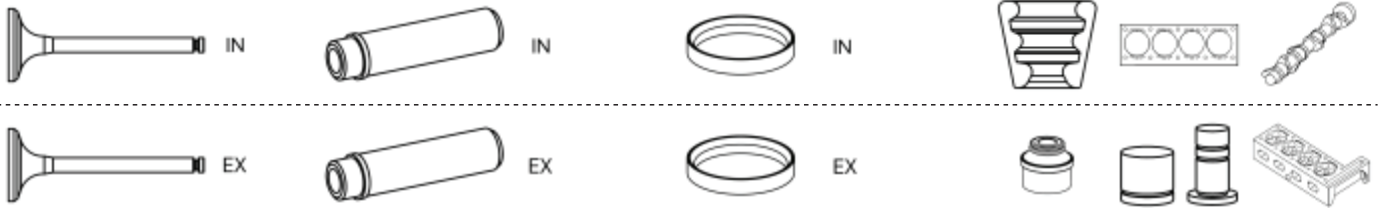
7

J8S 742, J8S-800, J8S-814,

**853816-4**

40,30 x 8,00 x 111,60 x 45°

K-8



**88,000 mm**

**8**

ENF ,

901035-1

**88,000 mm**

**9**

J5R-800 ,

K-8

**88,900 mm**

**10**

LR2 ,

512109-1

**89,000 mm**

**11**

EHD , EHW ,

915097-8

Ø 6,00

**91,000 mm**

**12**

EHB , EHK ,

915097-8

Ø 6,00

**92,000 mm**

**13**

ENC , EXA , M51 , M52 ,

911005-8

Ø 8,00

**94,000 mm**

**14**

ENS ,

915097-8

Ø 6,00

**95,300 mm**

**15**

MH ,

M-8



**96,000 mm**

**16**

ERB ,

**915097-8**

Ø 6,00

**99,500 mm**

**17**

EZD , EZH , EZL ,

**911003-8**

Ø 8,00

**103,900 mm**

**18**

ESG ,











**911003-8**

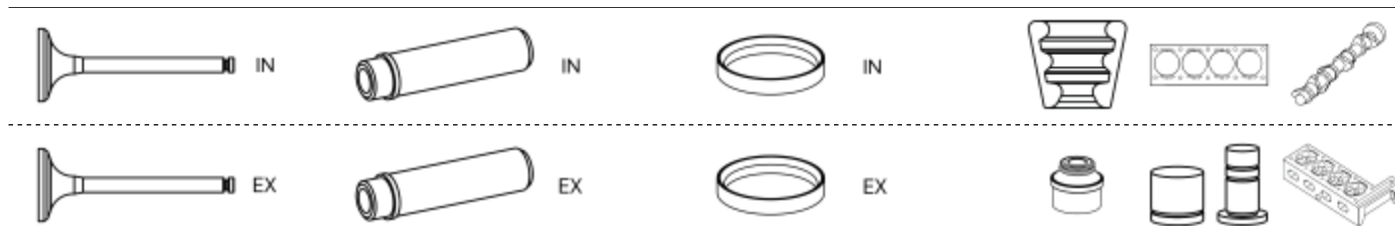
Ø 8,00



**siehe Motorenliste**  
**see engline list**  
**voir la liste des moteurs**  
**ver lista de motores**  
**см. список двигателей**  
**تالكر حطما قمىق رظنا**



			ccm	kW			1 POS				ccm	kW			1 POS
BF 8M 1015 C	132,000	8	15874	333 - 459 kW	D	664	4	ISBe4-300	107,000	6	6690	221 kW	D	664	2
ISBe-170	102,000	4	3922	123 - 126 kW	D	664	1	OM 457	128,000	6	11967	295 - 315 kW	D	664	3
ISBe4-285	107,000	6	6690	209 - 213 kW	D	664	2								



<b>102,000 mm</b>	<b>1</b>
-------------------	----------

ISBe-170 ,  
**852031-4**  
 33,00 x 7,00 x 125,00 x 30°

---

**862032-4**  
 33,00 x 7,00 x 124,30 x 45°

<b>107,000 mm</b>	<b>2</b>
-------------------	----------

ISBe4-285 , ISBe4-300 ,  
**852031-4** R-7  
 33,00 x 7,00 x 125,00 x 30°

---

**862032-4**  
 33,00 x 7,00 x 124,30 x 45°

<b>128,000 mm</b>	<b>3</b>
-------------------	----------

OM 457 ,  
**851071-6**  
 45,50 x 9,00 x 145,00 x 30°

---

**911002-8**  
 Ø 9,00

<b>132,000 mm</b>	<b>4</b>
-------------------	----------

BF 8M 1015 C ,

<b>881588-6</b>	<b>871591-6</b>	M-8
15,05 x 8,00 x 66,00   IN   EX	47,57 x 38,65 x 6,60 x 30°   IN	











---

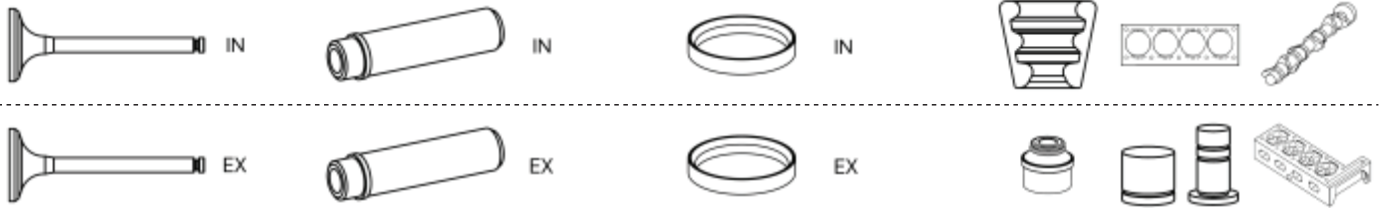
<b>861583-6</b>	<b>871592-6</b>
42,10 x 8,00 x 132,95 x 45°	44,08 x 35,50 x 7,00 x 45°   EX





**siehe Motorenliste**  
**see engline list**  
**voir la liste des moteurs**  
**ver lista de motores**  
**см. список двигателей**  
**تاكړ حط ا قعوتق رظنا**

			ccm	kW			1 POS				ccm	kW			1 POS
BF 12 L 413 FW	125,000	12	19144	228 - 287 kW	D	668	8	F 6 L 413 V	120,000	6	8822	125 kW	D	667	6
BF 12 L 413 F	125,000	12	19144	268 - 353 kW	D	668	7	F 6 L 514	110,000	6	7980	74 kW	D	667	5
BF 4 L 1011	91,000	4	2731	50 - 56 kW	D	667	1	F 6 L 812	95,000	6	5104	55 - 74 kW	D	667	3
BF 4 L 913	102,000	4	4086	78 - 81 kW	D	667	4	F 6M 617	130,000	6	13540	85 - 132 kW	D	668	11
BF 6 L 913	102,000	6	6128	118 - 124 kW	D	667	4	F 8 L 413 F	125,000	8	12763	147 - 188 kW	D	668	10
BF 8 L 513-243	125,000	8	12763	243 kW	D	668	9	F 8 L 413 W	120,000	8	11310	132 - 162 kW	D	667	6
F 1 L 514	110,000	1	1330	11 - 13 kW	D	667	5	F 8 L 914	120,000	8	12667	169 kW	D	667	6
F 10 L 413 F	125,000	10	15953	235 kW	D	668	10	F/A 4M 517	130,000	4	9020	61 kW	D	668	11
F 4 L 1011	91,000	4	2731	36 - 44 kW	D	667	2	F/A 6M 517	130,000	6	13540	85 - 132 kW	D	668	11
F 4 L 514	110,000	4	5322	63 kW	D	667	5	F/A 8M 517	130,000	0	18050	114 - 147 kW	D	668	11
F 6 L 413 F	125,000	6	9572	125 - 141 kW	D	668	10								



## 91,000 mm

1

BF 4 L 1011 ,

881566-6

M-8

12,03 x 8,00 x 47,80 | IN | EX

## 91,000 mm

2

F 4 L 1011 ,

851572-6

881566-6

M-8

40,10 x 8,00 x 124,70 x 45° 12,03 x 8,00 x 47,80 | IN | EX

861565-6

34,90 x 8,00 x 124,75 x 45°

## 95,000 mm

3

F 6 L 812 ,

851503-6

881571-6

K-8

43,00 x 8,00 x 133,00 x 45° 15,00 x 8,00 x 57,30 | IN | EX

851504-6

43,00 x 8,00 x 133,00 x 45°

861505-6

37,10 x 8,00 x 133,00 x 45°

## 102,000 mm

4

BF 4 L 913 , BF 6 L 913 ,

851504-6

43,00 x 8,00 x 133,00 x 45°

## 110,000 mm

5

F 1 L 514 , F 4 L 514 , F 6 L 514 ,

851510-6

44,60 x 6,00 x 170,00 x 45°

851511-6

44,70 x 10,00 x 170,00 x 45°

## 120,000 mm

6

F 6 L 413 V , F 8 L 413 W , F 8 L 914 ,

851574-6

881575-6

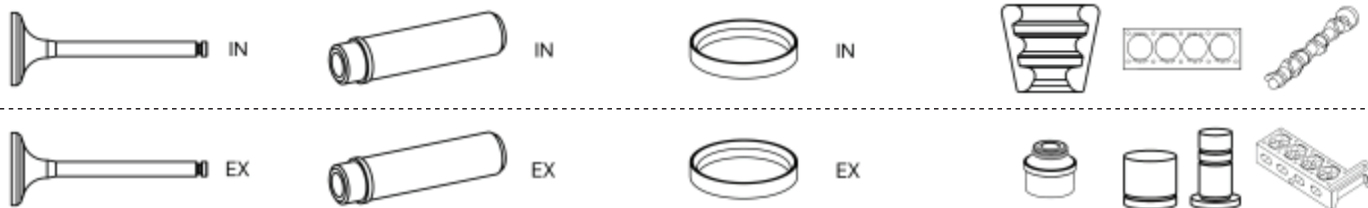
K-10

53,70 x 10,00 x 165,00 x 45° 16,07 x 10,00 x 95,00 | IN

861515-6

881576-6

46,70 x 10,00 x 165,00 x 45° 16,07 x 10,00 x 82,00 | EX



## 125,000 mm

7

BF 12 L 413 F ,

**851530-6**

53,70 x 10,00 x 165,00 x 45°

**881584-6**

16,05 x 10,00 x 95,00 | IN

**K-10**

**851574-6**

53,70 x 10,00 x 165,00 x 45°

**861515-6**

46,70 x 10,00 x 165,00 x 45°

**881590-6**

16,05 x 10,00 x 78,00 | EX

## 125,000 mm

8

BF 12 L 413 FW ,

**881584-6**

16,05 x 10,00 x 95,00 | IN

**K-10**

**861515-6**

46,70 x 10,00 x 165,00 x 45°

**881590-6**

16,05 x 10,00 x 78,00 | EX

## 125,000 mm

9

BF 8 L 513-243 ,

**851574-6**

53,70 x 10,00 x 165,00 x 45°

**881584-6**

16,05 x 10,00 x 95,00 | IN

**K-10**

**861515-6**

46,70 x 10,00 x 165,00 x 45°

**881590-6**

16,05 x 10,00 x 78,00 | EX

**861567-6**

46,70 x 10,00 x 165,30 x 45°

## 125,000 mm

10

F 10 L 413 F , F 6 L 413 F , F 8 L 413 F ,

**861567-6**

46,70 x 10,00 x 165,30 x 45°

## 130,000 mm

11






F 6M 617 , F/A 4M 517 , F/A 6M 517 , F/A 8M 517 ,

**851522-6**








56,90 x 12,00 x 169,00 x 45°








AVELLA (KBA1) 1.3	B3	11.95 - 12.01	1324	B	55 kW	678	5
AVELLA Schrägheck (KBA1) 1.3	B3	11.95 - 12.01	1324	B	55 kW	678	5
AVELLA Schrägheck (KBA1) 1.5	B5	02.98 - 10.01	1498	B	68 kW	680	17
BONGO Bus 2.4 TDCi	D4BH	10.03	2476	D	69 kW	681	25
BONGO Kasten 2.5 CRDi	D4CB	01.12	2497	D	98 kW	681	24
BONGO Kasten 2.5 TDCi	D4BH	10.03	2476	D	69 kW	681	25
BONGO Pritsche/Fahrgestell (PU) 2.4 TDCi	D4BH	10.03	2476	D	69 kW	681	25
BONGO Pritsche/Fahrgestell (PU) 2.5 CRDi 4WD	D4CB	01.12	2497	D	98 kW	681	24
BONGO Pritsche/Fahrgestell (PU) 2.5 CRDi	D4CB	01.12	2497	D	98 kW	681	24
BONGO Pritsche/Fahrgestell (PU) 3.0 D	JT	10.03	2957	D	66 kW	681	29
BONGO Pritsche/Fahrgestell (W3) 3.0 D	JT	08.96 - 08.04	2957	D	66 kW	681	29
BORREGO (HM) 3.8 4WD	G6DA	09.08 - 12.11	3778	B	206 kW	681	28
BORREGO (HM) 3.8 4WD	G6DA	04.08	3778	B	202 kW	681	28
BORREGO (HM) 3.8	G6DA	09.08 - 12.11	3778	B	206 kW	681	28
CADENZA I (VG) 3.0 GDI	G6DG	01.10 - 12.15	2999	B	199 kW	681	27
CADENZA I (VG) 3.5 CVVT	G6DC	01.10 - 12.15	3470	B	213 kW	681	27
CADENZA II (YG) 3.0	G6DG	07.19	2999	B	196 kW	681	27
CADENZA II (YG) 3.3 MPI	G6DF	01.16	3342	B	199 kW	681	27
CADENZA II (YG) 3.3	G6DF	01.16	3342	B	191 kW	681	27
CARENS II Großraumlimousine (FJ) 2.0 CRDi	D4EA-F	11.05	1991	D	103 kW	680	19
CARENS II Großraumlimousine (FJ) 2.0 CRDi	D4EA	07.02	1991	D	83 kW	680	19
CARENS II Großraumlimousine (FJ) 2.0 CRDi	D4EA	11.05	1991	D	103 kW	680	19
CARENS III Großraumlimousine (UN) 1.6 CRDi 110	D4FB	10.10	1582	D	85 kW	680	16
CARENS III Großraumlimousine (UN) 1.6 CRDi 128	D4FB	10.10	1582	D	94 kW	680	16
CARENS III Großraumlimousine (UN) 1.6 CVVT	G4FC	10.10	1591	B	93 kW	679	15
CARENS III Großraumlimousine (UN) 1.6 CVVT	G4FC	08.09	1591	B	97 kW	679	15
CARENS III Großraumlimousine (UN) 2.0 CRDi 115	D4EA	05.07	1991	D	85 kW	680	19
CARENS III Großraumlimousine (UN) 2.0 CRDi 135	D4EA	08.09	1991	D	100 kW	680	19
CARENS III Großraumlimousine (UN) 2.0 CRDi 140	D4EA-F	09.06	1991	D	103 kW	680	19
CARENS III Großraumlimousine (UN) 2.0 CRDi 140	D4EA	09.06	1991	D	103 kW	680	19
CARENS III Großraumlimousine (UN) 2.0 CRDi	D4EA	01.08 - 04.10	1991	D	104 kW	680	19
CARENS IV Van (A4) CRDi	D4FD	04.15	1685	D	85 kW	680	16
CARENS IV Van (A4) CRDi	D4FD	04.15	1685	D	100 kW	680	16
CARENS IV 1.6 GDi	G4FD	03.13	1591	B	99 kW	679	15
CARENS IV 1.7 CRDi	D4FD	03.13	1685	D	85 kW	680	16
CARENS IV 1.7 CRDi	D4FD	03.13	1685	D	100 kW	680	16
CARENS IV 1.7 CRDi	D4FD	07.15	1685	D	104 kW	680	16
CARENS IV 1.7 CRDi	D4FD	03.13	1685	D	99 kW	680	16
CARENS IV 1.7 CRDi	D4FD	07.18	1685	D	102 kW	680	16
CARENS V Großraumlimousine (KY) 1.4 T-GDi	G4LD	09.22	1353	B	103 kW	678	7
CARNIVAL / GRAND CARNIVAL III (VQ) 3.5 CVVT	G6DC	06.10	3470	B	202 kW	681	27
CARNIVAL / GRAND CARNIVAL III (VQ) 3.5 CVVT	G6DC	01.10	3470	B	203 kW	681	27
CARNIVAL / GRAND CARNIVAL III (VQ) 3.5 CVVT	G6DC	12.12 - 06.15	3470	B	191 kW	681	27
CARNIVAL / GRAND CARNIVAL III (VQ) 3.5 LPG	G6DC	06.11	3470	B/G	203 kW	681	27
CARNIVAL / GRAND CARNIVAL III (VQ) 3.8	G6DA	07.06 - 06.15	3778	B	178 kW	681	28
CARNIVAL / GRAND CARNIVAL III (VQ) 3.8	G6DA	09.05	3778	B	195 kW	681	28
CARNIVAL / GRAND CARNIVAL III (VQ) 3.8	G6DA	09.06 - 12.10	3778	B	187 kW	681	28
CARNIVAL / GRAND CARNIVAL III (VQ) 3.8	G6DA	09.05	3778	B	182 kW	681	28
CARNIVAL / GRAND CARNIVAL III (VQ) 3.8	G6DA	10.07 - 12.10	3778	B	192 kW	681	28
CARNIVAL / GRAND CARNIVAL III (VQ) 3.8	G6DA	01.06 - 12.10	3778	B	184 kW	681	28
CEE'D (JD) 1.4 CRDi 90	D4FC	05.12 - 07.18	1396	D	66 kW	679	9
CEE'D (JD) 1.4 CVVT	G4FA	05.12 - 07.18	1396	B	66 kW	679	15
CEE'D (JD) 1.4 CVVT	G4FA	05.12 - 07.18	1396	B	73 kW	679	15
CEE'D (JD) 1.4 LPG	G4FA	05.12 - 07.18	1396	B/G	72 kW	679	15
CEE'D (JD) 1.4 MPI	G4LC	04.15 - 07.18	1368	B	74 kW	678	8
CEE'D (JD) 1.6 CRDi 110	D4FB	05.12 - 07.18	1582	D	81 kW	680	16
CEE'D (JD) 1.6 CRDi 128	D4FB	05.12 - 07.18	1582	D	94 kW	680	16
CEE'D (JD) 1.6 CRDi 136	D4FB	07.15 - 07.18	1582	D	100 kW	680	16
CEE'D (JD) 1.6 CVVT	G4FC	11.14 - 07.18	1591	B	96 kW	679	15
CEE'D (JD) 1.6 CVVT	G4FC	01.13 - 07.18	1591	B	95 kW	679	15
CEE'D (JD) 1.6 GDI	G4FD	05.12 - 07.18	1591	B	99 kW	679	15
CEE'D Combi Van (JD) 1.4 CRDi	D4FC	04.15 - 07.18	1396	D	66 kW	679	9

			<b>ccm</b>		<b>kw</b>		<b>1 POS</b>
CEED Combi Van (JD) 1.4 CVVT	G4FA	04.15 - 07.18	1396	B	73 kW	679	15
CEED Combi Van (JD) 1.6 CRDi	D4FB	07.12 - 07.18	1582	D	94 kW	680	16
CEED Combi Van (JD) 1.6 GDi	G4FD	04.15 - 07.18	1591	B	99 kW	679	15
CEED SW (ED) 1.4 CVVT	G4FA	07.09 - 12.12	1396	B	66 kW	679	15
CEED SW (ED) 1.4 LPG	G4FA	01.09 - 12.10	1396	B/G	80 kW	679	15
CEED SW (ED) 1.4 LPG	G4FA	06.11 - 04.12	1396	B/G	64 kW	679	15
CEED SW (ED) 1.4	G4FA	07.10 - 12.12	1396	B	77 kW	679	15
CEED SW (ED) 1.4	G4FA	09.07 - 12.12	1396	B	80 kW	679	15
CEED SW (ED) 1.6 CRDi 115	D4FB	09.07 - 12.12	1582	D	85 kW	680	16
CEED SW (ED) 1.6 CRDi 128	D4FB	07.10 - 12.12	1582	D	94 kW	680	16
CEED SW (ED) 1.6 CRDi 90	D4FB-L	09.07 - 12.12	1582	D	66 kW	680	16
CEED SW (ED) 1.6 CRDi 90	D4FB	09.07 - 12.12	1582	D	66 kW	680	16
CEED SW (ED) 1.6 CVVT	G4FC	06.09 - 12.12	1591	B	92 kW	679	15
CEED SW (ED) 1.6 LPG	G4FC	01.08 - 09.12	1591	B/G	91 kW	679	15
CEED SW (ED) 1.6	G4FC	09.07 - 11.12	1591	B	85 kW	679	15
CEED SW (ED) 1.6	G4FC	09.07 - 12.12	1591	B	90 kW	679	15
CEED SW (ED) 1.6	G4FC	09.07 - 12.12	1591	B	93 kW	679	15
CEED SW (ED) 2.0 CRDi 140	D4EA-F	07.07 - 12.12	1991	D	103 kW	680	19
CEED SW (ED) 2.0 CRDi 140	D4EA-F	07.07 - 12.12	1991	D	100 kW	680	19
CEED SW (ED) 2.0 CRDi 140	D4EA	07.07 - 12.12	1991	D	103 kW	680	19
CEED SW (ED) 2.0 CRDi 140	D4EA	07.07 - 12.12	1991	D	100 kW	680	19
CEED Schrägheck (ED) 1.4 CVVT	G4FA	08.09 - 12.12	1396	B	66 kW	679	15
CEED Schrägheck (ED) 1.4 LPG	G4FA	01.09 - 12.10	1396	B/G	80 kW	679	15
CEED Schrägheck (ED) 1.4 LPG	G4FA	06.11 - 04.12	1396	B/G	64 kW	679	15
CEED Schrägheck (ED) 1.4	G4FA	12.06 - 12.12	1396	B	77 kW	679	15
CEED Schrägheck (ED) 1.4	G4FA	12.06 - 12.12	1396	B	80 kW	679	15
CEED Schrägheck (ED) 1.6 CRDi 115	D4FB	12.06 - 12.12	1582	D	85 kW	680	16
CEED Schrägheck (ED) 1.6 CRDi 128	D4FB	10.10 - 12.12	1582	D	94 kW	680	16
CEED Schrägheck (ED) 1.6 CRDi 90	D4FB-L	12.06 - 12.12	1582	D	66 kW	680	16
CEED Schrägheck (ED) 1.6 CRDi 90	D4FB	12.06 - 12.12	1582	D	66 kW	680	16
CEED Schrägheck (ED) 1.6 CVVT	G4FC	10.10 - 12.12	1591	B	92 kW	679	15
CEED Schrägheck (ED) 1.6 LPG	G4FC	06.07 - 12.11	1591	B/G	91 kW	679	15
CEED Schrägheck (ED) 1.6 LPG	G4FC	06.11 - 12.11	1591	B/G	87 kW	679	15
CEED Schrägheck (ED) 1.6	G4FC	09.07 - 12.12	1591	B	85 kW	679	15
CEED Schrägheck (ED) 1.6	G4FC	12.06 - 12.12	1591	B	90 kW	679	15
CEED Schrägheck (ED) 1.6	G4FC	02.08 - 12.12	1591	B	93 kW	679	15
CEED Schrägheck (ED) 2.0 CRDi 140	D4EA-F	09.07 - 12.12	1991	D	103 kW	680	19
CEED Schrägheck (ED) 2.0 CRDi 140	D4EA	09.07 - 12.12	1991	D	103 kW	680	19
CEED Schrägheck (ED) 2.0 CRDi	D4EA	06.07 - 12.12	1991	D	100 kW	680	19
CEED Sportswagon (JD) 1.4 CRDi 90	D4FC	09.12 - 07.18	1396	D	66 kW	679	9
CEED Sportswagon (JD) 1.4 CVVT	G4FA	09.12 - 07.15	1396	B	73 kW	679	15
CEED Sportswagon (JD) 1.4 LPG	G4FA	01.13 - 07.18	1396	B/G	72 kW	679	15
CEED Sportswagon (JD) 1.4 MPI	G4LC	04.15 - 07.18	1368	B	74 kW	678	8
CEED Sportswagon (JD) 1.6 CRDi 110	D4FB	03.13 - 07.18	1582	D	81 kW	680	16
CEED Sportswagon (JD) 1.6 CRDi 128	D4FB	09.12 - 07.15	1582	D	94 kW	680	16
CEED Sportswagon (JD) 1.6 CRDi 136	D4FB	07.15 - 07.18	1582	D	100 kW	680	16
CEED Sportswagon (JD) 1.6 CVVT	G4FC	11.14 - 07.18	1591	B	95 kW	679	15
CEED Sportswagon (JD) 1.6 CVVT	G4FC	11.14 - 07.18	1591	B	96 kW	679	15
CEED Sportswagon (JD) 1.6 GDi	G4FD	09.12 - 07.18	1591	B	99 kW	679	15
CEED (CD) 1.4 LPG	G4LC	12.18	1368	B/G	71 kW	678	8
CEED (CD) 1.4 T-GDI	G4LD	03.18	1353	B	103 kW	678	7
CEED (CD) 1.4	G4LC	03.18	1368	B	73 kW	678	8
CEED (CD) 1.6 CRDi 115 Eco-Dynamics+	D4FE	12.19	1598	D	85 kW	679	13
CEED (CD) 1.6 CRDi 115	D4FE	03.18	1598	D	85 kW	679	13
CEED (CD) 1.6 CRDi 136 Eco-Dynamics+	D4FE	12.19	1598	D	100 kW	679	13
CEED (CD) 1.6 CRDi 136	D4FE	03.18	1598	D	100 kW	679	13
CEED Combi Van (CD) 1.4 T-GDI	G4LD	04.18	1353	B	103 kW	678	7
CEED Combi Van (CD) CRDi 136	D4FE	05.18	1598	D	100 kW	679	13
CEED Combi Van (CD) CRDi 115	D4FE	05.18	1598	D	85 kW	679	13
CEED Combi Van (CD) GDI Hybrid	G4LE	12.19	1580	B/E	104 kW	678	8
CEED Hatchback Van (CD) 1.4 T-GDI	G4LD	03.18	1353	B	103 kW	678	7
CEED Hatchback Van (CD) CRDi 136	D4FE	03.18	1598	D	100 kW	679	13















							
CEED Hatchback Van (CD) CRDi 115	D4FE	03.18	1598	D	85 kW	679	13
CEED Sportswagon (CD) 1.4 LPG	G4LC	12.18	1368	B/G	71 kW	678	8
CEED Sportswagon (CD) 1.4 T-GDI	G4LD	04.18	1353	B	103 kW	678	7
CEED Sportswagon (CD) 1.4	G4LC	04.18	1368	B	73 kW	678	8
CEED Sportswagon (CD) 1.6 CRDi 115 Eco-Dynamics+	D4FE	12.19	1598	D	85 kW	679	13
CEED Sportswagon (CD) 1.6 CRDi 115	D4FE	05.18	1598	D	85 kW	679	13
CEED Sportswagon (CD) 1.6 CRDi 136 Eco-Dynamics+	D4FE	12.19	1598	D	100 kW	679	13
CEED Sportswagon (CD) 1.6 CRDi 136	D4FE	05.18	1598	D	100 kW	679	13
CEED Sportswagon (CD) 1.6 GDI Hybrid	G4LE	12.19	1580	B/E	104 kW	678	8
CERATO I Schrägheck (LD) 1.5 CRDi	D4FA	07.05 - 08.06	1493	D	75 kW	679	10
CERATO I Schrägheck (LD) 1.5 CRDi	D4FA	07.05 - 08.06	1493	D	66 kW	679	10
CERATO I Schrägheck (LD) 1.5 CRDi	D4FA	07.05 - 08.06	1493	D	54 kW	679	10
CERATO I Schrägheck (LD) 1.6 CRDi	D4FB	06.05 - 06.08	1582	D	85 kW	680	16
CERATO I Schrägheck (LD) 1.6	G4ED	07.04 - 01.07	1599	B	77 kW	679	12
CERATO I Schrägheck (LD) 1.6	G4FC	05.06 - 12.10	1591	B	90 kW	679	15
CERATO I Schrägheck (LD) 2.0 CRDi	D4EA	04.04 - 05.06	1991	D	83 kW	680	19
CERATO I Stufenheck (LD) 1.5 CRDi	D4FA	07.05 - 08.06	1493	D	75 kW	679	10
CERATO I Stufenheck (LD) 1.5 CRDi	D4FA	07.05 - 12.09	1493	D	66 kW	679	10
CERATO I Stufenheck (LD) 1.5 CRDi	D4FA	07.05 - 08.06	1493	D	54 kW	679	10
CERATO I Stufenheck (LD) 1.6 CRDi	D4FB	06.05 - 12.09	1582	D	85 kW	680	16
CERATO I Stufenheck (LD) 1.6	G4ED	04.04 - 12.09	1599	B	77 kW	679	12
CERATO I Stufenheck (LD) 1.6	G4ED	06.07 - 11.09	1599	B	89 kW	679	12
CERATO I Stufenheck (LD) 1.6	G4FC	05.06 - 12.09	1591	B	90 kW	679	15
CERATO I Stufenheck (LD) 2.0 CRDi	D4EA	04.04 - 11.06	1991	D	83 kW	680	19
CERATO II (TD) 1.6	G4FC	02.09	1591	B	91 kW	679	15
CERATO II Stufenheck (TD) 1.6 CVVT	G4FC	02.09	1591	B	91 kW	679	15
CERATO II Stufenheck (TD) 1.6 CVVT	G4FC	05.13 - 02.14	1591	B	96 kW	679	15
CERATO II Stufenheck (TD) 1.6 GDI	G4FC	01.10 - 06.13	1591	B	103 kW	679	15
CERATO II Stufenheck (TD) 1.6 Hybrid	G4FC	01.10 - 06.13	1591	B/E	84 kW	679	15
CERATO II Stufenheck (TD) 1.6	G4FC	01.10	1591	B	90 kW	679	15
CERATO II Stufenheck (TD) 1.6	G4FC	09.09 - 05.16	1591	B	93 kW	679	15
CERATO III Schrägheck (YD) 1.6 CVVT	G4FC	05.14	1591	B	95 kW	679	15
CERATO III Schrägheck (YD) 1.6 GDI	G4FD	09.12	1591	B	103 kW	679	15
CERATO III Schrägheck (YD) 1.6 GDI	G4FD	08.16	1591	B	97 kW	679	15
CERATO III Stufenheck (YD) 1.6 16V Flex	F4FA	01.13	1591	B/E	94 kW	679	14
CERATO III Stufenheck (YD) 1.6 CRDi	D4FB	09.12 - 07.16	1582	D	94 kW	680	16
CERATO III Stufenheck (YD) 1.6 CRDi	D4FB	08.16	1582	D	100 kW	680	16
CERATO III Stufenheck (YD) 1.6 CVVT	G4FC	07.16	1591	B	95 kW	679	15
CERATO III Stufenheck (YD) 1.6 GDI	G4FD	09.12	1591	B	103 kW	679	15
CERATO III Stufenheck (YD) 1.6 GDI	G4FD	08.16	1591	B	97 kW	679	15
CERATO III Stufenheck (YD) 1.6 MPi	G4FC	05.13	1591	B	96 kW	679	15
CERATO IV Stufenheck (BD, BDM) 1.6 TCI	D4FE	11.18	1598	D	100 kW	679	13
CERATO KOUP II (TD) 1.6 CVVT	G4FC	10.09	1591	B	91 kW	679	15
CERATO KOUP II (TD) 1.6 CVVT	G4FC	01.10 - 06.13	1591	B	93 kW	679	15
CERATO KOUP II (TD) 1.6 CVVT	G4FC	10.09	1591	B	90 kW	679	15
CERATO KOUP II (TD) 1.6 GDI	G4FD	01.10 - 06.13	1591	B	103 kW	679	15
CERATO KOUP III (YD) 1.6 GDI	G4FD	12.13	1591	B	103 kW	679	15
CERATO KOUP III (YD) 1.6 GDI	G4FD	12.13	1591	B	97 kW	679	15
ENTERPRISE (HD12) 3.0	JE	01.98 - 12.02	2954	B	140 kW	680	23
K2500 Pick-up 2.5 CRDi	D4CB	01.10	2497	D	95 kW	681	24
K2500 Pritsche/Fahrgestell (SD) 2.5 CRDi	D4CB	01.10	2497	D	96 kW	681	24
K2500 Pritsche/Fahrgestell (SD) 2.5 CRDi	D4CB	01.10	2497	D	95 kW	681	24
K2500 Pritsche/Fahrgestell (SD) 2.5 CRDi	D4CB	01.12	2497	D	98 kW	681	24
K2500 Pritsche/Fahrgestell (SD) 2.5 D	D4BH	01.03	2476	D	69 kW	681	25
K2500 Pritsche/Fahrgestell (SD) 2.5 D	D4BH	01.10 - 12.11	2476	D	70 kW	681	25
MAGENTIS I (GD, MS) 2.0	G4JP	05.01 - 09.05	1997	B	100 kW	680	21
MAGENTIS I (GD, MS) 2.5 V6	G6BV	05.01 - 04.07	2493	B	124 kW	680	20
MAGENTIS II (MG) 2.0 CRDi	D4EA-F	04.06 - 12.10	1991	D	103 kW	680	19
MAGENTIS II (MG) 2.0 CRDi	D4EA-F	04.06 - 12.10	1991	D	110 kW	680	19
MAGENTIS II (MG) 2.0 CRDi	D4EA	11.05 - 12.08	1991	D	100 kW	680	19
MAGENTIS II (MG) 2.0 CRDi	D4EA	04.06 - 12.10	1991	D	103 kW	680	19
MAGENTIS II (MG) 2.0 CRDi	D4EA	04.06 - 12.10	1991	D	110 kW	680	19

			<b>ccm</b>		<b>kw</b>		<b>1 POS</b>
NIRO I (DE) 1.6 GDI Hybrid	G4LE	09.16 - 08.22	1580	B/E	104 kW	678	8
NIRO I (DE) 1.6 GDI Hybrid	G4LE	09.16 - 08.22	1580	B/E	77 kW	678	8
OPIRUS (GH) 3.3	G6DB	10.06	3342	B	173 kW	681	26
OPIRUS (GH) 3.3	G6DB	01.08 - 02.12	3342	B	182 kW	681	26
OPIRUS (GH) 3.8 V6	G6DA	09.06	3778	B	196 kW	681	28
OPIRUS (GH) 3.8 V6	G6DA	10.08 - 11.10	3778	B	192 kW	681	28
OPIRUS (GH) 3.8 V6	G6DA	10.06 - 02.12	3778	B	209 kW	681	28
OPIRUS (GH) CNG	G6DB	06.06 - 08.11	3342	B/G	182 kW	681	26
OPIRUS (GH) LPG	G6DB	06.06 - 08.11	3342	B/G	182 kW	681	26
OPTIMA (FSGDS6B) 1.7 CRDi	D4FD	03.12	1685	D	100 kW	680	16
OPTIMA (JF) 1.6 CRDi	D4FE	09.18	1598	D	100 kW	679	13
OPTIMA (JF) 1.7 CRDi	D4FD	11.15	1685	D	104 kW	680	16
OPTIMA (JF) 1.7 CRDi	D4FD	09.16	1685	D	99 kW	680	16
OPTIMA Sportswagon (JF) 1.6 CRDi	D4FE	01.18	1598	D	100 kW	679	13
OPTIMA Sportswagon (JF) 1.7 CRDi	D4FD	09.16	1685	D	104 kW	680	16
OPTIMA Sportswagon (JF) 1.7 CRDi	D4FD	09.16	1685	D	99 kW	680	16
PEGAS I (AB) 1.4	G4LC	12.18	1368	B	71 kW	678	8
PEGAS I (AB) 1.4	G4LC	06.21	1368	B	69 kW	678	8
PICANTO I (SA) 1.0 LPG	G4HC	04.04 - 04.11	999	B/G	53 kW	678	1
PICANTO I (SA) 1.0 LPG	G4HE	01.09 - 04.11	999	B/G	45 kW	678	2
PICANTO I (SA) 1.0	G4HC	04.04 - 04.11	999	B	53 kW	678	1
PICANTO I (SA) 1.0	G4HE	04.04 - 04.11	999	B	45 kW	678	2
PICANTO I (SA) 1.0	G4HE	09.07 - 04.11	999	B	46 kW	678	2
PICANTO I (SA) 1.1 CRDi	D3FA	10.05 - 04.11	1120	D	55 kW	679	9
PICANTO I (SA) 1.1 LPG	G4HG	01.09 - 04.11	1086	B/G	48 kW	678	3
PICANTO I (SA) 1.1	G4HG	04.04 - 05.12	1086	B	48 kW	678	3
PICANTO II (TA) 1.2	G4LA	05.11 - 03.17	1248	B	63 kW	678	6
PICANTO II (TA) 1.2	G4LA	01.13 - 03.17	1248	B	65 kW	678	6
PICANTO II (TA) 1.2	G4LA	09.11 - 02.17	1248	B	64 kW	678	6
PICANTO III (JA) 1.2	G4LA	03.17	1248	B	62 kW	678	6
PICANTO III (JA) 1.2	G4LA	03.17	1248	B	64 kW	678	6
PREGIO Bus 2.5 D	D4BH	08.95 - 09.04	2476	D	69 kW	681	25
PREGIO Bus 3.0 D	JT	02.97 - 08.99	2957	D	66 kW	681	29
PREGIO Bus 3.0 LPI	JT	02.97 - 08.99	2957	D/G	66 kW	681	29
PREGIO Kasten (TB) 2.5 TCI D	D4BH	09.02	2476	D	69 kW	681	25
PRIDE (DA) 1.1 i	B1	01.91 - 10.00	1138	B	38 kW	678	4
PRIDE (DA) 1.3	B3	01.90 - 10.01	1324	B	44 kW	678	5
PRIDE (DA) 1.3	B3	01.90 - 09.01	1324	B	53 kW	678	5
PRIDE (DA) 1.3	B3	10.96 - 05.01	1324	B	47 kW	678	5
PRIDE (DA) 1.4 LX	G4EE	03.05 - 12.11	1399	B	71 kW	679	11
PRIDE (DA) 1.5 CRDi LX	D4FA	03.05 - 12.11	1493	D	81 kW	679	10
PRIDE (DA) 1.6 CVVT LX	G4ED	03.05 - 12.11	1599	B	82 kW	679	12
PRIDE Van (DA) 1.3	B3	04.92 - 10.96	1324	B	44 kW	678	5
PRIDE Van (DA) 1.3	B3	10.96 - 06.99	1324	B	47 kW	678	5
PRO CEE'D (ED) 1.4 CVVT	G4FA	06.10 - 09.12	1396	B	66 kW	679	15
PRO CEE'D (ED) 1.4	G4FA	02.08 - 09.12	1396	B	77 kW	679	15
PRO CEE'D (ED) 1.4	G4FA	02.08 - 09.12	1396	B	80 kW	679	15
PRO CEE'D (ED) 1.6 CRDi 115	D4FB	02.08 - 09.12	1582	D	85 kW	680	16
PRO CEE'D (ED) 1.6 CRDi 128	D4FB	10.10 - 09.12	1582	D	94 kW	680	16
PRO CEE'D (ED) 1.6 CRDi 90	D4FB-L	02.08 - 09.12	1582	D	66 kW	680	16
PRO CEE'D (ED) 1.6 CRDi 90	D4FB	02.08 - 09.12	1582	D	66 kW	680	16
PRO CEE'D (ED) 1.6 CVVT	G4FC	10.10 - 02.13	1591	B	92 kW	679	15
PRO CEE'D (ED) 1.6 CVVT	G4FC	02.08 - 09.12	1591	B	85 kW	679	15
PRO CEE'D (ED) 1.6	G4FC	02.08 - 09.12	1591	B	90 kW	679	15
PRO CEE'D (ED) 1.6	G4FC	02.08 - 09.12	1591	B	93 kW	679	15
PRO CEE'D (ED) 2.0 CRDi 140	D4EA-F	02.08 - 09.12	1991	D	103 kW	680	19
PRO CEE'D (ED) 2.0 CRDi 140	D4EA	02.08 - 09.12	1991	D	103 kW	680	19
PRO CEE'D (JD) 1.4 CRDi 90	D4FC	03.13 - 07.18	1396	D	66 kW	679	9
PRO CEE'D (JD) 1.4 CVVT	G4FA	03.13 - 07.15	1396	B	73 kW	679	15
PRO CEE'D (JD) 1.4 CVVT	G4FA	07.13 - 07.18	1396	B	74 kW	679	15
PRO CEE'D (JD) 1.4 MPI	G4LC	04.15 - 07.18	1368	B	74 kW	678	8
PRO CEE'D (JD) 1.4 MPI	G4LC	07.13 - 07.18	1368	B	73 kW	678	8










							
			ccm				
PRO CEE'D (JD) 1.6 CRDi 110	D4FB	03.13 - 07.18	1582	D	81 kW	680	16
PRO CEE'D (JD) 1.6 CRDi 128	D4FB	03.13 - 07.15	1582	D	94 kW	680	16
PRO CEE'D (JD) 1.6 CRDi 136	D4FB	07.15 - 07.18	1582	D	100 kW	680	16
PRO CEE'D (JD) 1.6 CVVT	G4FC	03.13 - 07.18	1591	B	95 kW	679	15
PRO CEE'D (JD) 1.6 GDI	G4FD	03.13 - 07.18	1591	B	99 kW	679	15
PRO CEE'D Hatchback Van (JD) 1.4 CRDi	D4FC	05.15 - 07.18	1396	D	66 kW	679	9
PRO CEE'D Hatchback Van (JD) 1.4 CVVT	G4FA	05.12 - 07.18	1396	B	73 kW	679	15
PRO CEE'D Hatchback Van (JD) 1.6 CRDi	D4FB	10.12 - 07.18	1582	D	94 kW	680	16
PRO CEE'D Hatchback Van (JD) 1.6 GDI	G4FD	04.15 - 07.18	1591	B	99 kW	679	15
PROCEED (CD) 1.4 T-GDI	G4LD	10.18	1353	B	103 kW	678	7
PROCEED (CD) 1.6 CRDi 136 Eco-Dynamics+	D4FE	12.19	1598	D	100 kW	679	13
PROCEED (CD) 1.6 CRDi 136	D4FE	10.18	1598	D	100 kW	679	13
PROCEED Combi Van (CD) 1.4 T-GDI	G4LD	10.18	1353	B	103 kW	678	7
PROCEED Combi Van (CD) 1.6 CRDi 136	D4FE	10.18	1598	D	100 kW	679	13
RIO I Schrägheck (DC) 1.3	A3E	08.00 - 02.05	1343	B	60 kW	679	11
RIO I Schrägheck (DC) 1.3	A3E	08.00 - 04.06	1343	B	55 kW	679	11
RIO I Stufenheck (DC_) 1.3	A3E	09.00 - 04.06	1343	B	55 kW	679	11
RIO I Stufenheck (DC_) 1.3	A3E	08.02 - 02.05	1343	B	60 kW	679	11
RIO II (JB) 1.4 16V	G4EE	03.05 - 12.11	1399	B	71 kW	679	11
RIO II (JB) 1.4 16V	G4EE	03.05 - 12.11	1399	B	69 kW	679	11
RIO II (JB) 1.4	G4EE	01.10 - 12.11	1399	B	55 kW	679	11
RIO II (JB) 1.5 CRDi	D4FA	03.05 - 12.11	1493	D	81 kW	679	10
RIO II (JB) 1.5 CRDi	D4FA	06.08 - 12.11	1493	D	65 kW	679	10
RIO II (JB) 1.6 CVVT	G4ED	03.05 - 12.11	1599	B	82 kW	679	12
RIO II Stufenheck (JB) 1.4 16V	G4EE	03.05 - 12.11	1399	B	71 kW	679	11
RIO II Stufenheck (JB) 1.4 16V	G4EE	03.05 - 12.11	1399	B	69 kW	679	11
RIO II Stufenheck (JB) 1.5 CRDi	D4FA	03.05 - 12.11	1493	D	81 kW	679	10
RIO II Stufenheck (JB) 1.5 CRDi	D4FA	06.08 - 12.11	1493	D	65 kW	679	10
RIO II Stufenheck (JB) 1.6 16V	G4ED	03.05 - 12.11	1599	B	82 kW	679	12
RIO II Stufenheck (JB) MPI HEV	G4EE	03.05 - 12.10	1399	B/E	71 kW	679	11
RIO III (UB) 1.1 CRDi	D3FA	09.11 - 12.17	1120	D	55 kW	679	9
RIO III (UB) 1.2 CVVT	G4LA	11.14 - 12.17	1248	B	62 kW	678	6
RIO III (UB) 1.25 CVVT	G4LA	09.11 - 12.17	1248	B	63 kW	678	6
RIO III (UB) 1.25 CVVT	G4LA	09.11 - 12.17	1248	B	65 kW	678	6
RIO III (UB) 1.25 LPG	G4LA	09.11 - 12.17	1248	B/G	63 kW	678	6
RIO III (UB) 1.25	G4LA	11.14 - 12.17	1248	B	64 kW	678	6
RIO III (UB) 1.2	G4LA	09.11 - 12.17	1248	B	51 kW	678	6
RIO III (UB) 1.4 CRDi	D4FC	09.11 - 12.17	1396	D	66 kW	679	9
RIO III (UB) 1.4 CVVT	G4FA	09.11 - 12.17	1396	B	80 kW	679	15
RIO III (UB) 1.4 CVVT	G4FA	09.11 - 12.17	1396	B	79 kW	679	15
RIO III (UB) 1.4 CVVT	G4FA	09.11 - 12.17	1396	B	78 kW	679	15
RIO III (UB) 1.6 CVVT	G4FC	06.12 - 12.17	1591	B	90 kW	679	15
RIO III (UB) 1.6	G4FD	09.11 - 12.17	1591	B	103 kW	679	15
RIO III (UB) 1.6	G4FD	09.11 - 12.17	1591	B	102 kW	679	15
RIO III Hatchback Van (UB) 1.1 CRDi	D3FA	09.11	1120	D	55 kW	679	9
RIO III Hatchback Van (UB) 1.2 CVVT	G4LA	04.15 - 12.17	1248	B	63 kW	678	6
RIO III Hatchback Van (UB) 1.4 CRDi	D4FC	04.15	1396	D	66 kW	679	9
RIO III Hatchback Van (UB) 1.4 CVVT	G4FA	04.15	1396	B	80 kW	679	15
RIO III Stufenheck (UB) 1.2 CVVT	G4LA	11.14 - 12.17	1248	B	64 kW	678	6
RIO III Stufenheck (UB) 1.25 CVVT	G4LA	06.11 - 12.17	1248	B	65 kW	678	6
RIO III Stufenheck (UB) 1.25 CVVT	G4LA	10.11 - 12.17	1248	B	63 kW	678	6
RIO III Stufenheck (UB) 1.25 CVVT	G4LA	04.15 - 12.17	1248	B	61 kW	678	6
RIO III Stufenheck (UB) 1.4 CVVT	G4FA	06.11 - 12.17	1396	B	79 kW	679	15
RIO III Stufenheck (UB) 1.4 CVVT	G4FA	10.11 - 12.17	1396	B	80 kW	679	15
RIO III Stufenheck (UB) 1.4 CVVT	G4FA	10.11 - 12.17	1396	B	78 kW	679	15
RIO III Stufenheck (UB) 1.6 CVVT	G4FC	06.12 - 12.17	1591	B	90 kW	679	15
RIO III Stufenheck (UB) 1.6	G4FD	06.11 - 12.17	1591	B	103 kW	679	15
RIO III Stufenheck (UB) 1.6	G4FD	08.11 - 12.17	1591	B	102 kW	679	15
RIO IV (YB, SC, FB) 1.25 LPG	G4LA	07.20	1248	B/G	60 kW	678	6
RIO IV (YB, SC, FB) 1.25	G4LA	01.17	1248	B	62 kW	678	6
RIO IV (YB, SC, FB) 1.4 CRDi 77	D4FC	01.17	1396	D	57 kW	679	9
RIO IV (YB, SC, FB) 1.4 CRDi 90	D4FC	01.17	1396	D	66 kW	679	9

			<b>ccm</b>		<b>kw</b>		<b>1 POS</b>
RIO IV (YB, SC, FB) 1.4	G4LC	01.17	1368	B	73 kW	678	8
RIO IV (YB, SC, FB) 1.4	G4LC	01.17	1368	B	74 kW	678	8
RIO IV (YB, SC, FB) 1.6 Flex	F4FA	01.20	1591	B/E	96 kW	679	14
RIO IV Stufenheck (SC, FB) 1.4	G4LC	07.17	1368	B	74 kW	678	8
RIO IV Stufenheck (SC, FB) 1.4	G4LC	07.17	1368	B	73 kW	678	8
RIO IV Stufenheck (SC, FB) 1.6	G4FD	10.17	1591	B	97 kW	679	15
SEDONA III (YP) 3.3	G6DF	01.15	3342	B	196 kW	681	27
SEDONA III (YP) 3.3	G6DF	01.15	3342	B	199 kW	681	27
SELTOS (SP2, SP2I) 1.4 T-GDi (SP2I)	G4LD	08.19	1353	B	103 kW	678	7
SELTOS (SP2, SP2I) 1.5 CRDi VGT (SP2I)	D4FA	08.19	1493	D	85 kW	679	10
SELTOS (SP2, SP2I) 1.6 4WD	D4FE	08.19	1598	D	100 kW	679	13
SELTOS (SP2, SP2I) 1.6	D4FE	08.19	1598	D	100 kW	679	13
SEPHIA (FA) 1.5 i	B5	02.96 - 10.97	1498	B	59 kW	680	17
SEPHIA (FA) 1.6 i	B6	01.95 - 10.97	1598	B	59 kW	680	17
SEPHIA Stufenheck (FA) 1.5 i	B5	04.94 - 12.97	1498	B	59 kW	680	17
SEPHIA Stufenheck (FA) 1.5 i	B5	01.92 - 10.94	1498	B	68 kW	680	17
SEPHIA Stufenheck (FA) 1.5 i	B5	01.92 - 10.94	1498	B	65 kW	680	17
SEPHIA Stufenheck (FA) 1.6 i	B6	09.93 - 10.97	1598	B	59 kW	680	17
SHUMA Coupe 1.6	G4FC	01.10 - 12.13	1591	B	91 kW	679	15
SHUMA Coupe 1.6	G4FC	07.13 - 12.14	1591	B	90 kW	679	15
SHUMA Stufenheck (FB) 1.5	B5	03.96 - 12.98	1498	B	59 kW	680	17
SONET (QY) 1.5 CRDi	D4FA	09.20	1493	D	74 kW	679	10
SONET (QY) 1.5 CRDi	D4FA	09.20	1493	D	85 kW	679	10
SORENTO I (JC) 2.5 CRDi 4WD	D4CB	09.06 - 12.11	2497	D	131 kW	681	24
SORENTO I (JC) 2.5 CRDi	D4CB	05.06 - 12.11	2497	D	120 kW	681	24
SORENTO I (JC) 2.5 CRDi	D4CB	08.02 - 03.11	2497	D	103 kW	681	24
SORENTO I (JC) 2.5 CRDi	D4CB	07.06 - 12.11	2497	D	125 kW	681	24
SORENTO I (JC) 2.5 CRDi	D4CB	09.06 - 12.11	2497	D	131 kW	681	24
SORENTO I (JC) 3.3 4WD	G6DB	09.08 - 12.09	3342	B	180 kW	681	26
SORENTO I (JC) 3.3 V6 4WD	G6DB	02.07 - 12.11	3342	B	182 kW	681	26
SORENTO I (JC) 3.3	G6DB	09.07 - 12.08	3342	B	180 kW	681	26
SORENTO I (JC) 3.3	G6DB	09.08 - 12.09	3342	B	182 kW	681	26
SORENTO I (JC) 3.8 4WD	G6DA	01.06 - 12.11	3778	B	196 kW	681	28
SORENTO I (JC) 3.8 V6 4WD	G6DA	07.06 - 07.10	3778	B	192 kW	681	28
SORENTO I (JC) 3.8	G6DA	09.06 - 12.09	3778	B	196 kW	681	28
SORENTO I VAN (JC) 2.5 CRDi 4WD	D4CB	08.05 - 10.06	2497	D	103 kW	681	24
SORENTO II (XM) 3.5 4WD	G6DC	04.10 - 12.15	3470	B	206 kW	681	27
SORENTO II (XM) 3.5 4WD	G6DC	11.09 - 12.15	3470	B	203 kW	681	27
SORENTO II (XM) 3.5 4WD	G6DC	05.13 - 12.15	3470	B	204 kW	681	27
SORENTO II (XM) 3.5	G6DC	11.09 - 12.15	3470	B	203 kW	681	27
SORENTO II (XM) 3.5	G6DC	11.09 - 12.15	3470	B	207 kW	681	27
SORENTO II (XM) 3.5	G6DC	05.13 - 12.15	3470	B	204 kW	681	27
SORENTO II (XM) 3.5	G6DC	09.10 - 12.13	3470	B	206 kW	681	27
SORENTO III (UM) 3.3 4WD	G6DF	04.15	3342	B	199 kW	681	27
SORENTO III (UM) 3.3 4WD	G6DF	01.15	3342	B	196 kW	681	27
SORENTO III (UM) 3.3 CVVT 4WD	G6DF	04.15	3342	B	184 kW	681	27
SORENTO III (UM) 3.3	G6DF	01.15	3342	B	199 kW	681	27
SORENTO III (UM) 3.3	G6DF	01.15	3342	B	196 kW	681	27
SORENTO III (UM) 3.5 D-CVVT 4WD	G6DC	12.18	3470	B	183 kW	681	27
SORENTO III (UM) 3.5 D-CVVT 4WD	G6DC	07.17	3470	B	206 kW	681	27
SORENTO III (UM) 3.5 D-CVVT 4WD	G6DC	07.17	3470	B	203 kW	681	27
SORENTO III (UM) 3.5 D-CVVT	G6DC	07.17	3470	B	206 kW	681	27
SORENTO III (UM) 3.5 D-CVVT	G6DC	07.17	3470	B	203 kW	681	27
SORENTO III (UM) 3.5 D-CVVT	G6DC	12.18	3470	B	183 kW	681	27
SOUL I (AM) 1.6 CRDi 115	D4FB	02.09 - 12.14	1582	D	85 kW	680	16
SOUL I (AM) 1.6 CRDi 128	D4FB	02.09 - 12.14	1582	D	94 kW	680	16
SOUL I (AM) 1.6 CVVT	G4FC	02.09 - 12.11	1591	B	77 kW	679	15
SOUL I (AM) 1.6 CVVT	G4FC	01.09 - 03.14	1591	B	93 kW	679	15
SOUL I (AM) 1.6 CVVT	G4FC	06.11 - 12.14	1591	B	95 kW	679	15
SOUL I (AM) 1.6 Flex	F4FA	01.11 - 12.14	1591	B/E	94 kW	679	14
SOUL I (AM) 1.6 Flex	F4FA	01.11 - 12.14	1591	B/E	96 kW	679	14
SOUL I (AM) 1.6 Flex	G4FC	01.11 - 12.14	1591	B/E	94 kW	679	15

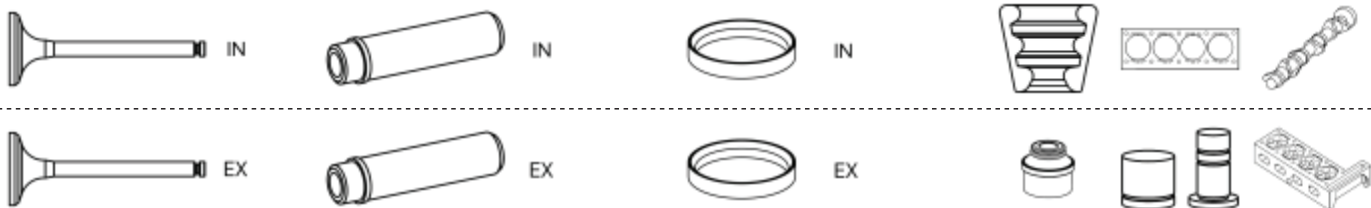


SOUL I (AM) 1.6 GDI	G4FD	06.11 - 12.14	1591	B	103 kW	679	15
SOUL I (AM) 1.6 LPG	G4FC	02.09 - 12.11	1591	B/G	92 kW	679	15
SOUL I (AM) 1.6 LPG	G4FC	06.11 - 12.14	1591	B/G	87 kW	679	15
SOUL I (AM) 1.6	G4FC	09.09 - 12.14	1591	B	91 kW	679	15
SOUL II (PS) 1.6 CRDi 128	D4FB	02.14	1582	D	94 kW	680	16
SOUL II (PS) 1.6 CRDi 136	D4FB	04.15	1582	D	100 kW	680	16
SOUL II (PS) 1.6 CRDi	D4FB	07.18	1582	D	99 kW	680	16
SOUL II (PS) 1.6 CVVT Flex	F4FA	09.14	1591	B/E	94 kW	679	14
SOUL II (PS) 1.6 CVVT Flex	F4FA	09.14	1591	B/E	88 kW	679	14
SOUL II (PS) 1.6 CVVT	G4FC	03.14	1591	B	95 kW	679	15
SOUL II (PS) 1.6 GDI	G4FD	02.14	1591	B	97 kW	679	15
SPORTAGE II (JE_, KM) 2.0 CRDi 4WD	D4EA-F	01.06	1991	D	103 kW	680	19
SPORTAGE II (JE_, KM) 2.0 CRDi 4WD	D4EA-F	09.08 - 05.10	1991	D	110 kW	680	19
SPORTAGE II (JE_, KM) 2.0 CRDi 4WD	D4EA	01.06 - 05.10	1991	D	100 kW	680	19
SPORTAGE II (JE_, KM) 2.0 CRDi 4WD	D4EA	09.04	1991	D	83 kW	680	19
SPORTAGE II (JE_, KM) 2.0 CRDi 4WD	D4EA	01.06	1991	D	103 kW	680	19
SPORTAGE II (JE_, KM) 2.0 CRDi 4WD	D4EA	09.08 - 05.10	1991	D	110 kW	680	19
SPORTAGE II (JE_, KM) 2.0 CRDi	D4EA-F	01.06	1991	D	103 kW	680	19
SPORTAGE II (JE_, KM) 2.0 CRDi	D4EA-F	09.07	1991	D	110 kW	680	19
SPORTAGE II (JE_, KM) 2.0 CRDi	D4EA	01.06 - 05.10	1991	D	100 kW	680	19
SPORTAGE II (JE_, KM) 2.0 CRDi	D4EA	01.06	1991	D	103 kW	680	19
SPORTAGE II (JE_, KM) 2.0 CRDi	D4EA	02.05	1991	D	83 kW	680	19
SPORTAGE II (JE_, KM) 2.0 CRDi	D4EA	09.07	1991	D	110 kW	680	19
SPORTAGE II VAN (KM_) 2.0 CRDi 4WD	D4EA	09.08 - 05.10	1991	D	110 kW	680	19
SPORTAGE II VAN (KM_) 2.0 CRDi	D4EA	09.08 - 05.10	1991	D	110 kW	680	19
SPORTAGE III (SL) 1.6 GDI	G4FD	02.11	1591	B	99 kW	679	15
SPORTAGE III (SL) 1.6 GDI	G4FD	11.12 - 12.15	1591	B	103 kW	679	15
SPORTAGE III (SL) 1.6 LPG	G4FD	01.14 - 12.15	1591	B/G	99 kW	679	15
SPORTAGE III (SL) 1.7 CRDi	D4FD	12.10	1685	D	85 kW	680	16
SPORTAGE IV (QL, QLE) 1.6 CRDi AWD	D4FE	07.18 - 09.22	1598	D	100 kW	679	13
SPORTAGE IV (QL, QLE) 1.6 CRDi Eco-Dynamics+ AWD	D4FE	03.19 - 09.22	1598	D	100 kW	679	13
SPORTAGE IV (QL, QLE) 1.6 CRDi Eco-Dynamics+	D4FE	03.19 - 09.22	1598	D	85 kW	679	13
SPORTAGE IV (QL, QLE) 1.6 CRDi Eco-Dynamics+	D4FE	03.19 - 09.22	1598	D	100 kW	679	13
SPORTAGE IV (QL, QLE) 1.6 CRDi	D4FE	07.18 - 09.22	1598	D	85 kW	679	13
SPORTAGE IV (QL, QLE) 1.6 CRDi	D4FE	07.18 - 09.22	1598	D	100 kW	679	13
SPORTAGE IV (QL, QLE) 1.6 GDI	G4FD	09.15 - 09.22	1591	B	97 kW	679	15
SPORTAGE IV (QL, QLE) 1.6 GDI	G4FD	09.15 - 09.22	1591	B	103 kW	679	15
SPORTAGE IV (QL, QLE) 1.6 LPG (QLE)	G4FD	07.20 - 09.22	1591	B/G	93 kW	679	15
SPORTAGE IV (QL, QLE) 1.7 CRDi	D4FD	09.15 - 09.22	1685	D	85 kW	680	16
SPORTAGE IV (QL, QLE) 1.7 CRDi	D4FD	11.16 - 09.22	1685	D	104 kW	680	16
SPORTAGE IV VAN (QL, QLE) 1.6 CRDi Eco-Dynamics+ Allrad	D4FE	03.19	1598	D/E	100 kW	679	13
SPORTAGE IV VAN (QL, QLE) 1.6 CRDi Eco-Dynamics+	D4FE	03.19	1598	D/E	100 kW	679	13
SPORTAGE SUV (K00) 2.0 i 4WD	FE (8V)	04.94 - 08.99	1998	B	70 kW	680	22
SPORTAGE SUV (K00) 2.0	FE (8V)	09.94 - 12.95	1998	B	70 kW	680	22
SPORTAGE V (NQ5) 1.6 CRDi MHEV AWD	D4FE	11.21	1598	D/E	100 kW	679	13
SPORTAGE V (NQ5) 1.6 CRDi MHEV	D4FE	11.21	1598	D/E	100 kW	679	13
SPORTAGE V (NQ5) 1.6 CRDi	D4FE	11.21	1598	D	85 kW	679	13
SPORTAGE VAN 2.0 4WD	FE (8V)	06.95 - 11.98	1998	B	70 kW	680	22
STONIC (YB) 1.2 CVVT	G4LA	07.17	1248	B	62 kW	678	6
STONIC (YB) 1.4 CVVT	G4LC	07.17	1368	B	73 kW	678	8
STONIC (YB) 1.4 LPG	G4LC	11.18	1368	B/G	71 kW	678	8
STONIC (YB) 1.6 CRDi	D4FB	07.17	1582	D	81 kW	680	16
STONIC (YB) 1.6 CRDi	D4FE	08.18	1598	D	85 kW	679	13
STONIC (YB) 1.6 CRDi	D4FE	08.18	1598	D	100 kW	679	13
STONIC Hatchback Van (YB) 1.6 CRDi	D4FE	08.18	1598	D	85 kW	679	13
TRADE Pritsche/Fahrgestell 3.5	SL	08.92 - 06.01	3455	D	70 kW	681	30
VENGA (YN) 1.4 CRDi 75	D4FC	02.10	1396	D	57 kW	679	9
VENGA (YN) 1.4 CRDi 75	D4FC	02.10	1396	D	55 kW	679	9
VENGA (YN) 1.4 CRDi 90	D4FC	02.10	1396	D	66 kW	679	9
VENGA (YN) 1.4 CVVT	G4FA	02.10	1396	B	66 kW	679	15
VENGA (YN) 1.4 LPG	G4FA	02.10	1396	B/G	66 kW	679	15
VENGA (YN) 1.6 CRDi 115	D4FB	02.10	1582	D	85 kW	680	16

	 ENGINE		<b>ccm</b>		<b>kW</b>		<b>1</b> POS
VENGA (YN) 1.6 CRDi 128	D4FB	02.10	1582	D	94 kW	680	16
VENGA (YN) 1.6 CVVT	G4FC	02.10	1591	B	92 kW	679	15
VENGA Hatchback Van (YN) CRDi	D4FC	04.15	1396	D	66 kW	679	9
VENGA Hatchback Van (YN) CRDi	D4FC	04.15	1396	D	57 kW	679	9
VENGA Hatchback Van (YN) CVVT	G4FA	04.15	1396	B	66 kW	679	15
VENGA Hatchback Van (YN) CVVT	G4FC	02.15	1591	B	92 kW	679	15
XCEED (CD) 1.4 T-GDI	G4LD	06.19	1353	B	103 kW	678	7
XCEED (CD) 1.6 CRDi 115 Eco-Dynamics+	D4FE	12.19	1598	D	85 kW	679	13
XCEED (CD) 1.6 CRDi 115	D4FE	06.19	1598	D	85 kW	679	13
XCEED (CD) 1.6 CRDi 136 Eco-Dynamics+	D4FE	12.19	1598	D	100 kW	679	13
XCEED (CD) 1.6 CRDi 136	D4FE	06.19	1598	D	100 kW	679	13
XCEED (CD) 1.6 GDI Hybrid	G4LE	12.19	1580	E	104 kW	678	8
XCEED Van (CD) 1.4 T-GDI	G4LD	06.19	1353	B	103 kW	678	7
XCEED Van (CD) 1.6 CRDi	D4FE	06.19	1598	D	100 kW	679	13
XCEED Van (CD) 1.6 GDI Hybrid	G4LE	12.19	1580	B/E	104 kW	678	8



ENGINE			ccm	kW			1 POS	ENGINE			ccm	kW			1 POS
A3E	75,500	4	1343	55 - 60 kW	B	679	11	G4FA	77,000	4	1396	64 - 80 kW	B	679	15
B1	68,000	4	1138	38 kW	B	678	4	G4FC	77,000	4	1591	77 - 103 kW	B	679	15
B3	71,000	4	1324	55 kW	B	678	5	G4FD	77,000	4	1591	93 - 103 kW	B	679	15
B5	78,000	4	1498	59 - 68 kW	B	680	17	G4HC	66,000	4	999	53 kW	B	678	1
B6D	78,000	0	1498	59 kW	B	680	18	G4HE	66,000	4	999	45 - 46 kW	B	678	2
B6	78,000	4	1598	59 kW	B	680	17	G4HG	67,000	4	1086	48 kW	B	678	3
D3FA	75,000	3	1120	55 kW	D	679	9	G4JP	85,000	4	1997	100 - 103 kW	B	680	21
D4BH	91,100	4	2476	69 - 70 kW	D	681	25	G4LA	71,000	4	1248	51 - 65 kW	B	678	6
D4CB	91,000	4	2497	95 - 131 kW	D	681	24	G4LC	72,000	4	1368	71 - 75 kW	B	678	8
D4EA-F	83,000	4	1991	100 - 110 kW	D	680	19	G4LD	71,600	4	1353	103 kW	B	678	7
D4EA	83,000	4	1991	83 - 110 kW	D	680	19	G4LE	72,000	4	1580	77 - 107 kW	B	678	8
D4FA	75,000	4	1493	54 - 85 kW	D	679	10	G6BV	84,000	6	2493	118 - 127 kW	B	680	20
D4FB-L	77,200	4	1582	66 kW	D	680	16	G6DA	96,000	6	3778	178 - 209 kW	B	681	28
D4FB	77,200	4	1582	66 - 100 kW	D	680	16	G6DB	92,000	6	3342	173 - 190 kW	B	681	26
D4FC	75,000	4	1396	55 - 66 kW	D	679	9	G6DC	92,000	6	3470	183 - 213 kW	B	681	27
D4FD	77,200	4	1685	85 - 104 kW	D	680	16	G6DF	92,000	6	3342	184 - 199 kW	B	681	27
D4FE	77,000	4	1598	85 - 100 kW	D	679	13	G6DG	92,000	6	2999	196 - 199 kW	B	681	27
F4FA	77,000	4	1591	88 - 96 kW	B	679	14	JE	90,000	6	2954	140 kW	B	680	23
FE (8V)	86,000	4	1998	70 - 85 kW	B	680	22	JT	98,000	4	2957	66 kW	D	681	29
G4ED	76,500	4	1599	77 - 89 kW	B	679	12	SL	107,600	4	3455	70 - 70 kW	D	681	30
G4EE	75,500	4	1399	55 - 71 kW	B	679	11								



**66,000 mm**

**1**

G4HC ,

**862406-4**

27,00 x 5,50 x 100,15 x 45°

**66,000 mm**

**2**

G4HE ,

**852411-4**

23,50 x 5,50 x 99,60 x 45°

**862412-4**

27,00 x 5,50 x 99,00 x 45°

**972401-8**

Hydro

**67,000 mm**

**3**

G4HG ,

**852411-4**

23,50 x 5,50 x 99,60 x 45°

**862412-4**

27,00 x 5,50 x 99,00 x 45°

**68,000 mm**

**4**

B1 ,

**972401-8**

Hydro

**71,000 mm**

**5**

B3 ,

**972401-8**

Hydro

**71,000 mm**

**6**

G4LA ,

**973801-8**

Hydro

**71,600 mm**

**7**

G4LD ,

**973801-8**

Hydro

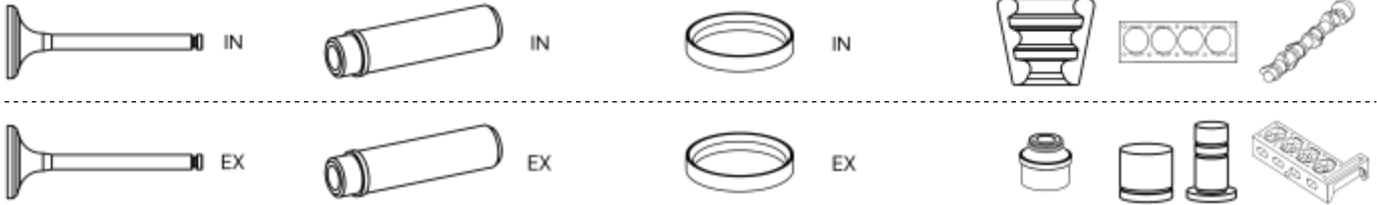
**72,000 mm**

**8**

G4LC , G4LE ,

**973801-8**

Hydro



**75,000 mm**

**9**

D3FA , D4FC ,

**852415-4**

26,20 x 5,50 x 93,00 x 45°

**862416-4**

21,10 x 5,50 x 93,80 x 45°

**973701-8**

Hydro

**75,000 mm**

**10**

D4FA ,

**852415-4**

26,20 x 5,50 x 93,00 x 45°

**862118-4**

27,90 x 7,00 x 122,00 x 45°

**862416-4**

21,10 x 5,50 x 93,80 x 45°

**973701-8**

Hydro

**75,500 mm**

**11**

A3E , G4EE ,

**972401-8**

Hydro

**76,500 mm**

**12**

G4ED ,

**858703-4**

29,20 x 6,00 x 91,80 x 45°

**868704-4**

25,10 x 6,00 x 92,40 x 45°

**972401-8**

Hydro

**77,000 mm**

**13**

D4FE ,

**973701-8**

Hydro

**77,000 mm**

**14**

F4FA ,

**862118-4**

27,90 x 7,00 x 122,00 x 45°

**77,000 mm**

**15**

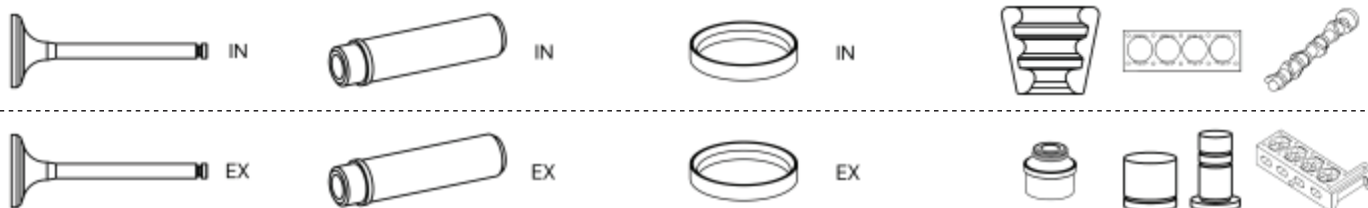
G4FA , G4FC , G4FD ,

**852417-4**

31,50 x 5,50 x 93,20 x 45°

**862418-4**

25,90 x 5,50 x 92,70 x 45°



**77,200 mm**

**16**

D4FB-L, D4FB, D4FD,

852415-4

26,20 x 5,50 x 93,00 x 45°

862416-4

21,10 x 5,50 x 93,80 x 45°

973701-8

Hydro

**78,000 mm**

**17**

B5, B6,

972401-8

Hydro

**78,000 mm**

**18**

B6D,

K-8

**83,000 mm**

**19**

D4EA-F, D4EA,

852413-4

28,60 x 6,00 x 95,80 x 45°

862414-4

24,50 x 6,00 x 95,50 x 45°

**84,000 mm**

**20**

G6BV,

972401-8

Hydro

**85,000 mm**

**21**

G4JP,

852403-4

34,00 x 6,50 x 109,60 x 45°

862404-4

30,50 x 6,50 x 109,70 x 45°

**86,000 mm**

**22**

FE (8V),

858501-4

44,00 x 8,00 x 111,90 x 45°

972401-8

Hydro

**90,000 mm**

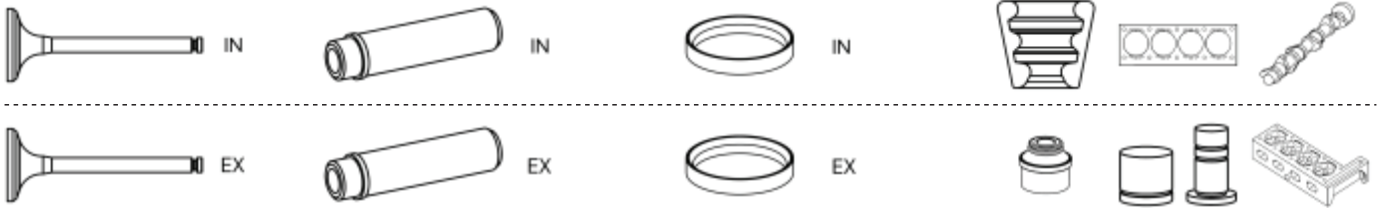
**23**

JE,

972401-8

Hydro





91,000 mm

24

D4CB ,

973701-8

Hydro

91,100 mm

25

D4BH ,

852407-4

40,00 x 8,00 x 130,00 x 45°

862408-4

34,10 x 8,00 x 129,85 x 45°

92,000 mm

26

G6DB ,

883704-4

10,52 x 6,00 x 41,50 | IN | EX

863771-4

25,00 x 6,00 x 106,25 x 45°

92,000 mm

27

G6DC , G6DF , G6DG ,

883704-4

10,52 x 6,00 x 41,50 | IN | EX

96,000 mm

28

G6DA ,

883704-4

10,52 x 6,00 x 41,50 | IN | EX

M-6

863771-4

25,00 x 6,00 x 106,25 x 45°

98,000 mm

29

JT ,

880223-4

12,07 x 8,00 x 42,50 | IN | EX







107,600 mm

30

SL ,

880223-4

12,07 x 8,00 x 42,50 | IN | EX

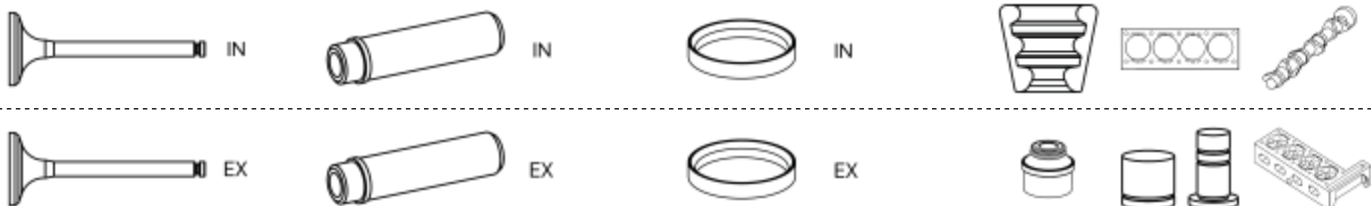
	 ENGINE	 00000	ccm		kW		 1 POS
CERATO Schrägheck 1.6	G4ED	12.07 - 12.14	1599	B	82 kW	684	4
CERATO Stufenheck 1.6	G4ED	05.05 - 08.06	1599	B	76 kW	684	4
CERATO Stufenheck 1.6	G4ED	08.06	1599	B	82 kW	684	4
FORTE 1.6	G4FC	06.09 - 11.17	1591	B	90 kW	684	5
K2 Schrägheck 1.4	G4FA	07.11	1396	B	79 kW	684	5
K2 Schrägheck 1.6	G4FC	07.11 - 12.15	1591	B	91 kW	684	5
K2 Stufenheck 1.4	G4FA	07.11 - 12.17	1396	B	79 kW	684	5
K2 Stufenheck 1.4	G4LC	11.16	1368	B	73 kW	684	3
K2 Stufenheck 1.6	G4FC	07.11	1591	B	91 kW	684	5
K3 1.4 T	G4LD	04.16	1353	B	96 kW	684	2
K3 1.4	G4LD	05.19	1353	B	96 kW	684	2
K3 Hybrid	G4LE	09.19	1580	E	77 kW	684	3
KX CROSS 1.4	G4LC	08.17	1368	B	73 kW	684	3
KX1 1.4	G4LC	08.18	1368	B	74 kW	684	3
KX1 1.4	G4LC	08.18	1368	B	70 kW	684	3
PEGAS 1.4	G4LC	09.17	1368	B	70 kW	684	3
QIANLIMA 1.3 CNG	G4EA	12.02 - 04.07	1341	B/G	61 kW	684	1
QIANLIMA 1.3	G4EA	12.02 - 01.07	1341	B	61 kW	684	1
QIANLIMA 1.6	G4ED	12.02 - 04.07	1599	B	77 kW	684	4
RIO 1.6	G4ED	01.07 - 12.14	1599	B	82 kW	684	4
SOUL 1.6	G4FC	12.09 - 12.17	1591	B	91 kW	684	5
SPORTAGE III (NP) 1.4	G4LD	03.19	1353	B	103 kW	684	2



# KIA (DYK)

ENGINE	Ø	4	ccm		kW	B	684	1	POS	ENGINE	Ø	4	ccm		kW	B	684	1	POS	
G4EA	71,500	4	1341	55 - 63	kW	B	684	1		G4LC	72,000	4	1368	70 - 74	kW	B	684	3		
G4ED	76,500	4	1599	76 - 82	kW	B	684	4		G4LD	71,600	4	1353	96 - 103	kW	B	684	2		
G4FA	77,000	4	1396	73 - 80	kW	B	684	5		G4LE	72,000	4	1580	77	kW	B	684	3		
G4FC	77,000	4	1591	90 - 91	kW	B	684	5												

# KIA (DYK)



**71,500 mm**

**1**

G4EA ,

**852401-4**

27,45 x 6,00 x 99,00 x 45°

**862402-4**

32,00 x 6,00 x 98,40 x 45°

**972401-8**

Hydro

**71,600 mm**

**2**

G4LD ,

**973801-8**

Hydro

**72,000 mm**

**3**

G4LC , G4LE ,

**973801-8**

Hydro

**76,500 mm**

**4**

G4ED ,

**858703-4**

29,20 x 6,00 x 91,80 x 45°

**77,000 mm**

**5**

G4FA , G4FC ,

**852417-4**

31,50 x 5,50 x 93,20 x 45°

**862418-4**






25,90 x 5,50 x 92,70 x 45°



**siehe Motorenliste**  
**see engline list**  
**voir la liste des moteurs**  
**ver lista de motores**  
**см. список двигателей**  
**تاكړ حط ا قعوتق رظنا**

# KING LONG



 ENGINE	 $\varnothing$		ccm	kW			<b>1</b> POS
D 2866 LOH 27	128,000	6	11967	228 kW	D	687	1



**128,000 mm**

**1**

D 2866 LOH 27 ,

**853128-6**

46,00 x 9,00 x 153,70 x 30°

**853134-6**

46,05 x 9,00 x 153,70 x 30°

**863130-6**

46,00 x 9,00 x 153,65 x 45°

**863135-6**

46,05 x 9,00 x 153,70 x 45°

**873116-6**

48,10 x 38,10 x 7,96 x 30° | IN







**873117-6**

48,10 x 40,10 x 7,96 x 45° | EX

**R-9**


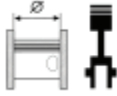




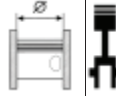



**911002-8**

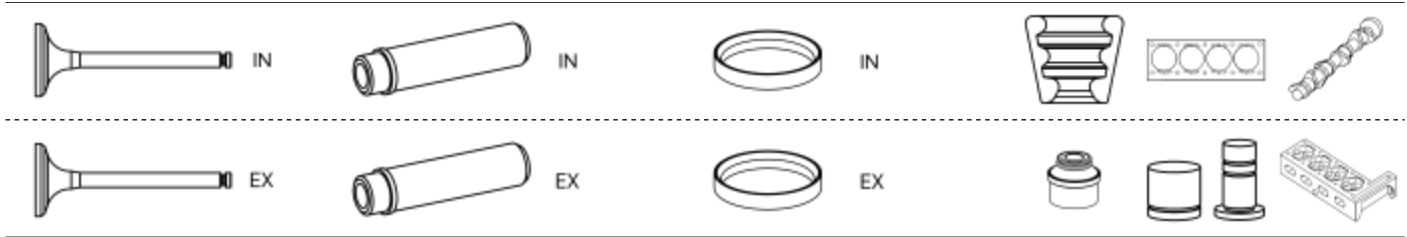
Ø 9,00

	 ENGINE	 00000	ccm		kW		 1 POS
X-Bow Cabriolet 2.0 GT	CDLA	05.13	1984	B	210 kW	690	1
X-Bow Cabriolet 2.0 RR	CDLA	07.18	1984	B	265 kW	690	1
X-Bow Cabriolet 2.0 R	CDLA	07.10	1984	B	200 kW	690	1
X-Bow Cabriolet 2.0 R	CDLA	07.10	1984	B	220 kW	690	1
X-Bow Cabriolet 2.0	CAEB	07.08	1984	B	177 kW	690	1
X-Bow Coupe 2.0 GT4	CDLA	07.18	1984	B	265 kW	690	1





			<b>ccm</b>	<b>kW</b>			<b>1</b> POS
CAEB	82,500	4	1984	177 kW	B	690	1
			<b>ccm</b>	<b>kW</b>			<b>1</b> POS
CDLA	82,500	4	1984	200 - 265 kW	B	690	1



**82,500 mm** **1**






CAEB , CDLA ,

**850247-4** **M-6**  
 33,90 x 6,00 x 104,00 x 45°

**860248-4** **915097-8**  
 28,10 x 6,00 x 102,00 x 45° Ø 6,00








110 (2110) 1.5 16V	2112	01.95 - 12.05	1499	B	70 kW	697	14
110 (2110) 1.5 16V	2112	10.00 - 12.10	1499	B	67 kW	697	14
110 (2110) 1.5 16V	VAZ-2112	10.00 - 12.10	1600	B	67 kW	698	16
110 (2110) 1.5	2110	01.95 - 12.05	1499	B	54 kW	697	15
110 (2110) 1.5	2111	01.95 - 12.05	1499	B	57 kW	697	15
110 (2110) 1.5	2111	10.00 - 12.05	1499	B	56 kW	697	15
110 (2110) 1.5	2111	06.96 - 09.04	1499	B	52 kW	697	15
110 (2110) 1.6 16V	21124	10.04 - 12.10	1596	B	67 kW	697	14
110 (2110) 1.6 16V	VAZ-21124	10.04 - 12.10	1597	B	67 kW	697	14
110 (2110) 1.6 LPG	21114	10.04 - 03.07	1597	B/G	60 kW	697	15
110 (2110) 1.6 LPG	VAZ-21114	10.04 - 03.07	1597	B/G	60 kW	697	15
110 (2110) 1.6	21114	01.00 - 12.12	1597	B	60 kW	697	15
110 (2110) 1.6	21114	01.95 - 12.07	1597	B	72 kW	697	15
110 (2110) 1.6	21124	01.00 - 12.08	1596	B	66 kW	697	14
110 (2110) 1.6	VAZ-21114	01.00 - 12.12	1597	B	60 kW	697	15
110 (2110) 1.6	VAZ-21114	01.95 - 12.07	1597	B	72 kW	697	15
110 (2110) 1.6	VAZ-21124	01.00 - 12.08	1597	B	66 kW	697	14
110 (2110) 2.0 i (21106)	C 20 XE	08.96 - 07.00	1998	B	110 kW	698	20
111 (2111) 1.5 16V	2112	01.95 - 08.02	1499	B	70 kW	697	14
111 (2111) 1.5 16V	2112	10.00 - 12.05	1499	B	67 kW	697	14
111 (2111) 1.5 16V	VAZ-2112	01.95 - 08.02	1600	B	70 kW	698	16
111 (2111) 1.5 16V	VAZ-2112	10.00 - 12.05	1600	B	67 kW	698	16
111 (2111) 1.5	2111	10.00 - 09.04	1499	B	58 kW	697	15
111 (2111) 1.5	2111	01.96 - 12.05	1499	B	57 kW	697	15
111 (2111) 1.5	2111	10.00 - 02.09	1499	B	56 kW	697	15
111 (2111) 1.5	2111	01.97 - 12.03	1499	B	52 kW	697	15
111 (2111) 1.6	21114	09.04 - 02.09	1597	B	60 kW	697	15
111 (2111) 1.6	21124	09.04 - 12.07	1596	B	66 kW	697	14
111 (2111) 1.6	VAZ-21114	09.04 - 02.09	1597	B	60 kW	697	15
111 (2111) 1.6	VAZ-21124	09.04 - 12.07	1597	B	66 kW	697	14
112 (2112) 1.5 16V	2112	01.95 - 09.00	1499	B	70 kW	697	14
112 (2112) 1.5 16V	2112	10.00 - 12.05	1499	B	67 kW	697	14
112 (2112) 1.5 16V	VAZ-2112	01.95 - 09.00	1600	B	70 kW	698	16
112 (2112) 1.5 16V	VAZ-2112	10.00 - 12.05	1600	B	67 kW	698	16
112 (2112) 1.5	2111	01.95 - 09.04	1499	B	57 kW	697	15
112 (2112) 1.5	2111	10.00 - 12.05	1499	B	56 kW	697	15
112 (2112) 1.6	21114	01.05 - 12.11	1597	B	60 kW	697	15
112 (2112) 1.6	21124	03.06 - 12.08	1596	B	66 kW	697	14
112 (2112) 1.6	VAZ-21114	01.05 - 12.11	1597	B	60 kW	697	15
112 (2112) 1.6	VAZ-21124	03.06 - 12.08	1597	B	66 kW	697	14
1200-1500 Kombi 1.3 1300	BA3 2105	10.74 - 10.79	1294	B	51 kW	697	11
1200-1500 Kombi 1200 (2102)	2101	09.73 - 08.84	1198	B	44 kW	696	3
1200-1500 Kombi 1300 (VAZ-21021)	BA3 2105	01.81 - 12.82	1294	B	49 kW	697	11
1200-1500 Kombi 1500 (2102)	BA3 2103	09.73 - 06.85	1452	B	55 kW	696	4
1200-1600 1.3 2106	BA3 2105	04.76 - 12.05	1294	B	49 kW	697	11
1200-1600 1.5 (2103)	BA3 2103	03.72 - 12.83	1452	B	49 kW	696	4
1200-1600 1200 L/S (2101)	2101	01.70 - 06.86	1198	B	44 kW	696	3
1200-1600 1300 (VAZ2101)	BA3 21011	05.78 - 01.87	1294	B	48 kW	696	4
1200-1600 1300 (VAZ2101)	VAZ-21011	05.78 - 01.87	1294	B	48 kW	696	3
1200-1600 1300 (WAS21011)	BA3 2105	08.74 - 08.84	1294	B	51 kW	697	11
1200-1600 1500 (WAS2103, WAS2106)	BA3 2103	09.72 - 08.84	1452	B	55 kW	696	4
1200-1600 1500 N/S (VAZ2103)	BA3 2103	11.75 - 01.96	1452	B	55 kW	696	4
1200-1600 1600 (2106)	BA3 2103	01.84 - 01.90	1452	B	56 kW	696	4
1200-1600 1600 (2106)	BA3 2106	09.72 - 01.96	1569	B	58 kW	697	11
1200-1600 1600 (2106)	BA3 2106	01.84 - 01.90	1569	B	56 kW	697	11
1200-1600 1600 N/L (VAZ2106, VAZ2103)	BA3 2106	03.79 - 12.05	1569	B	57 kW	697	11
GRANTA (2190_) 1.6 (21901)	11186	10.11	1597	B	64 kW	697	15
GRANTA (2190_) 1.6 (21902)	21126	10.11	1597	B	72 kW	697	14
GRANTA (2190_) 1.6 (21904)	11182	04.21	1597	B	66 kW	697	15
GRANTA (2190_) 1.6 (21906)	11183	10.11	1597	B	60 kW	697	15
GRANTA (2190_) 1.6 (21906)	VAZ-11183	10.11	1597	B	60 kW	697	15
GRANTA (2190_) 1.6 (21907)	21127	07.13	1597	B	78 kW	697	14

			<b>ccm</b>		<b>kw</b>		<b>1</b> POS
GRANTA (2190_) 1.6 (21907)	VAZ-21127	07.13	1597	B	78 kW	697	14
GRANTA (2190_) 1.6 Sport (21905)	21126	07.13 - 09.18	1597	B	87 kW	697	14
GRANTA (2190_) 1.6 Sport (21905)	21127	07.13 - 09.18	1597	B	87 kW	697	14
GRANTA (2190_) 1.6 Sport (21905)	VAZ-21127	07.13 - 09.18	1597	B	87 kW	697	14
GRANTA (2190_) 1.6 Sport (219059)	21126	04.16 - 01.19	1597	B	84 kW	697	14
GRANTA (2190_) 1.6 Sport (219059)	VAZ-21126-79	04.16 - 01.19	1597	B	84 kW	697	14
GRANTA Kombi (2194_) 1.6 (21941)	11186	08.18	1597	B	64 kW	697	15
GRANTA Kombi (2194_) 1.6 (21942)	21126	08.18	1597	B	72 kW	697	14
GRANTA Kombi (2194_) 1.6 (21944)	11182	04.21	1597	B	66 kW	697	15
GRANTA Kombi (2194_) 1.6 (21947)	21127	08.18	1597	B	78 kW	697	14
GRANTA Kombi (2194_) 1.6 (21947)	VAZ-21127	08.18	1597	B	78 kW	697	14
GRANTA Kombi (2194_) 1.6 Cross	11182	04.21	1597	B	66 kW	697	15
GRANTA Liftback (2191_) 1.6 (21911)	11186	08.14	1597	B	64 kW	697	15
GRANTA Liftback (2191_) 1.6 (21911)	21116	08.14	1597	B	64 kW	697	15
GRANTA Liftback (2191_) 1.6 (21912)	21126	08.14	1597	B	72 kW	697	14
GRANTA Liftback (2191_) 1.6 (21914)	11182	04.21	1597	B	66 kW	697	15
GRANTA Liftback (2191_) 1.6 (21917)	21127	08.14	1597	B	78 kW	697	14
GRANTA Liftback (2191_) 1.6 (21917)	VAZ-21127	08.14	1597	B	78 kW	697	14
GRANTA Schrägheck (2192_) 1.6 (21921)	11186	08.18	1597	B	64 kW	697	15
GRANTA Schrägheck (2192_) 1.6 (21921)	21116	08.18	1597	B	64 kW	697	15
GRANTA Schrägheck (2192_) 1.6 (21922)	21126	08.18	1597	B	72 kW	697	14
GRANTA Schrägheck (2192_) 1.6 (21927)	21127	08.18	1597	B	78 kW	697	14
GRANTA Schrägheck (2192_) 1.6 (21927)	VAZ-21127	08.18	1597	B	78 kW	697	14
GRANTA Schrägheck (2192_) 1.6	11182	04.21	1597	B	66 kW	697	15
KALINA II Kombi (2194_) 1.6 (21941)	11186	11.13 - 09.18	1597	B	64 kW	697	15
KALINA II Kombi (2194_) 1.6 (21942, 21947)	21126	11.13 - 09.18	1597	B	72 kW	697	14
KALINA II Kombi (2194_) 1.6 (21947)	21127	11.13 - 09.18	1597	B	78 kW	697	14
KALINA II Kombi (2194_) 1.6 (21947)	VAZ-21127	11.13 - 09.18	1597	B	78 kW	697	14
KALINA II Schrägheck (2192_) 1.6 (21921)	11186	06.13 - 09.18	1597	B	64 kW	697	15
KALINA II Schrägheck (2192_) 1.6 (21922)	21126	06.13 - 09.19	1597	B	72 kW	697	14
KALINA II Schrägheck (2192_) 1.6 (21927)	21127	06.13 - 09.18	1597	B	78 kW	697	14
KALINA II Schrägheck (2192_) 1.6 (21927)	VAZ-21127	06.13 - 09.18	1597	B	78 kW	697	14
KALINA II Schrägheck (2192_) 1.6 NFR	21126-81	09.16 - 12.17	1597	B	100 kW	697	14
KALINA II Schrägheck (2192_) 1.6 NFR	21126	09.16 - 12.17	1597	B	100 kW	697	14
KALINA II Schrägheck (2192_) 1.6 Sport (21925)	21126-77	06.14 - 08.18	1597	B	87 kW	697	14
KALINA II Schrägheck (2192_) 1.6 Sport (219259)	21126-79	04.17 - 08.18	1597	B	85 kW	697	14
KALINA II Schrägheck (2192_) 1.6 Sport (219259)	21126	04.17 - 08.18	1597	B	85 kW	697	14
KALINA II Schrägheck (2192_) 1.6	21126	06.13 - 09.19	1597	B	60 kW	697	14
KALINA Kombi (1117) 1.4 16V LPG	11194	11.08 - 12.13	1390	B/G	65 kW	697	9
KALINA Kombi (1117) 1.4 16V	11194	11.08 - 12.13	1390	B	66 kW	697	9
KALINA Kombi (1117) 1.6	21114	10.07 - 12.13	1597	B	60 kW	697	15
KALINA Kombi (1117) 1.6	21126	10.04 - 12.13	1597	B	72 kW	697	14
KALINA Kombi (1117) 1.6	VAZ-21114	10.07 - 12.13	1597	B	60 kW	697	15
KALINA Schrägheck (1119) 1.4 16V LPG	11194	11.08 - 12.13	1390	B/G	65 kW	697	9
KALINA Schrägheck (1119) 1.4 16V	11194	11.08 - 12.13	1390	B	66 kW	697	9
KALINA Schrägheck (1119) 1.6 Sport (11196)	21126	09.06 - 06.13	1597	B	72 kW	697	14
KALINA Schrägheck (1119) 1.6 Sport	21126-77	06.13 - 12.13	1597	B	87 kW	697	14
KALINA Schrägheck (1119) 1.6 Sport	VAZ-21126-77	06.13 - 12.13	1597	B	87 kW	697	14
KALINA Schrägheck (1119) 1.6	21114	10.04 - 12.13	1597	B	60 kW	697	15
KALINA Schrägheck (1119) 1.6	VAZ-21114	10.04 - 12.13	1597	B	60 kW	697	15
KALINA Stufenheck (1118) 1.4 16V LPG	11194	11.08 - 12.13	1390	B/G	65 kW	697	9
KALINA Stufenheck (1118) 1.4 16V	11194	09.06 - 12.13	1390	B	66 kW	697	9
KALINA Stufenheck (1118) 1.6	11183	10.04 - 12.13	1597	B	60 kW	697	15
KALINA Stufenheck (1118) 1.6	21114	10.04 - 12.13	1597	B	60 kW	697	15
KALINA Stufenheck (1118) 1.6	21126	10.04 - 12.13	1597	B	72 kW	697	14
KALINA Stufenheck (1118) 1.6	VAZ-11183	10.04 - 12.13	1597	B	60 kW	697	15
KALINA Stufenheck (1118) 1.6	VAZ-21114	10.04 - 12.13	1597	B	60 kW	697	15
KALINA Stufenheck (1118) 1.6	VAZ-21124	10.04 - 12.13	1597	B	60 kW	697	14
KALINKA Kasten/Kombi (21043) 1500	2103	05.85 - 04.98	1452	B	55 kW	696	4
LARGUS (KS0_, RS0_, KSA_) 1.6 (KS025)	11182	04.21	1597	B	66 kW	697	15
LARGUS (KS0_, RS0_, KSA_) 1.6 (KS035, RS035)	11189	04.16 - 03.21	1597	B	64 kW	697	15
LARGUS (KS0_, RS0_, KSA_) 1.6 (KS0Y5, RS0Y5)	K4M	03.12	1598	B	77 kW	697	12

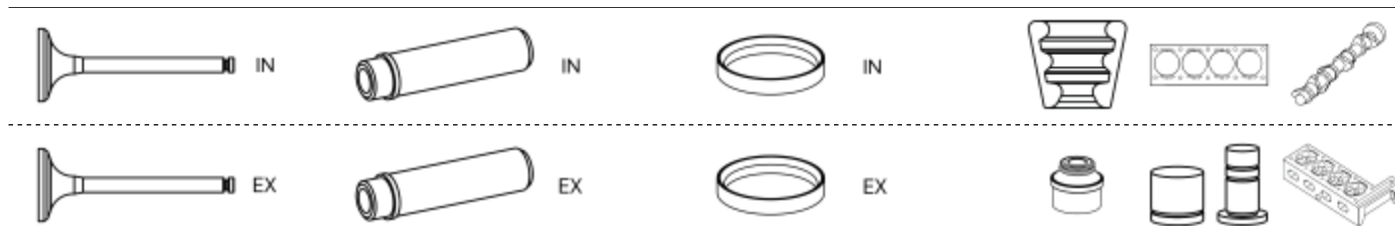


LARGUS (KS0_, RS0_, KSA_) 1.6 (RS0Y5, KS0Y5)	K7M	03.12	1598	B	62 kW	697	13
LARGUS Kasten (FS0_, FSA_) 1.6 (FS015)	K7M	03.12	1598	B	62 kW	697	13
LARGUS Kasten (FS0_, FSA_) 1.6 (FS035)	11189	06.16	1597	B	64 kW	697	15
LARGUS Kasten (FS0_, FSA_) 1.6 (FS0Y5)	K4M	03.12	1598	B	77 kW	697	12
LARGUS Kasten/Kombi (KS0_, RS0_, KSA_) 1.6 (KS035, RS035)	11189	06.16	1597	B	64 kW	697	15
LARGUS Kasten/Kombi (KS0_, RS0_, KSA_) 1.6 (KS0Y5, RS0Y5)	K4M	03.12	1598	B	77 kW	697	12
LARGUS Kasten/Kombi (KS0_, RS0_, KSA_) 1.6 (KS0Y5, RS0Y5)	K4M	04.16	1598	B	75 kW	697	12
LARGUS Kasten/Kombi (KS0_, RS0_, KSA_) 1.6 (KS0Y5, RS0Y5)	K7M	03.12	1598	B	62 kW	697	13
NADESCHDA (2120) 1.7 i	21214-27	12.97 - 12.06	1690	B	59 kW	697	15
NADESCHDA (2120) 1.7	21213	12.97 - 12.06	1690	B	58 kW	697	15
NIVA Geländewagen geschlossen (2121, 2131) 1.5 4x4	BA3 2103	02.93 - 12.99	1452	B	53 kW	696	4
NIVA Geländewagen geschlossen (2121, 2131) 1.6	2121	07.77 - 10.91	1569	B	55 kW	697	10
NIVA Geländewagen geschlossen (2121, 2131) 1.7 LPG	21214	09.02 - 12.15	1690	B/G	57 kW	697	15
NIVA Geländewagen geschlossen (2121, 2131) 1600 4x4	2121	01.87 - 12.99	1569	B	54 kW	697	10
NIVA Geländewagen geschlossen (2121, 2131) 1600 4x4	2121	10.86 - 12.91	1569	B	63 kW	697	10
NIVA Geländewagen geschlossen (2121, 2131) 1600	2121	12.76 - 12.93	1569	B	56 kW	697	10
NIVA Geländewagen geschlossen (2121, 2131) 1600	2121	11.91 - 12.93	1569	B	57 kW	697	10
NIVA Geländewagen geschlossen (2121, 2131) 1700 i 4x4 (21213, 21214)	21214	05.04	1690	B	61 kW	697	15
NIVA Geländewagen geschlossen (2121, 2131) 1700 i 4x4	21213	04.91 - 12.15	1690	B	60 kW	697	15
NIVA Geländewagen geschlossen (2121, 2131) 1700 i 4x4	21214	04.91 - 12.15	1690	B	60 kW	697	15
NIVA Geländewagen geschlossen (2121, 2131) 1700 i	21213	06.96 - 12.06	1690	B	59 kW	697	15
NIVA Geländewagen geschlossen (2121, 2131) 1700 i	21214	06.96 - 12.06	1690	B	59 kW	697	15
NIVA Geländewagen geschlossen (2121, 2131) 1900 Diesel (21215)	XUD9A	04.91 - 07.02	1905	D	48 kW	698	18
NIVA Geländewagen geschlossen (2121, 2131) 1900 Diesel (21215)	XUD9SD	04.91 - 07.02	1905	D	48 kW	698	19
NIVA Geländewagen geschlossen (2121, 2131) 1900 Diesel (21215)	XUD9SD	01.99 - 12.06	1905	D	55 kW	698	19
NIVA II Geländewagen geschlossen (2123) 1.7 4x4 (21230)	2123	07.20	1690	B	59 kW	697	15
NIVA TRAVEL Geländewagen geschlossen (21230) 1.7 4x4 (21230)	2123	02.21	1690	B	59 kW	697	15
NOVA (2105) 1.6	BA3 2106	05.05 - 05.10	1569	B	54 kW	697	11
NOVA (2105) 1.6	BA3 2106	10.86 - 05.94	1569	B	57 kW	697	11
NOVA (2105) 1200 Junior/L (2105)	2101	09.81 - 04.12	1198	B	44 kW	696	3
NOVA (2105) 1300 Spezial/L (2105)	BA3 2105	05.81 - 04.12	1294	B	48 kW	697	11
NOVA (2105) 1300	BA3 2105	09.83 - 12.97	1294	B	49 kW	697	11
NOVA (2105) 1500 S (WAS21093)	21083	06.89 - 04.12	1499	B	52 kW	697	15
NOVA (2105) 1500 Special (VAZ2105, WAS21053)	BA3 2103	03.85 - 04.12	1452	B	55 kW	696	4
NOVA (2105) 1500	BA3 2103	05.93 - 04.04	1452	B	49 kW	696	4
NOVA (2105) 1600 (WAS21074)	BA3 2106	01.88 - 10.01	1569	B	56 kW	697	11
NOVA (2105) 1700 i Classic (VAZ2107)	B032123	06.96 - 04.12	1690	B	62 kW	697	15
NOVA Kombi (2104) 1.5 1500	BA3 2103	10.86 - 04.98	1452	B	55 kW	696	4
NOVA Kombi (2104) 1.6	BA3 2106	02.93 - 04.12	1569	B	55 kW	697	11
NOVA Kombi (2104) 1200 Junior/L	2101	09.84 - 02.85	1198	B	44 kW	696	3
NOVA Kombi (2104) 1300	BA3 2105	09.85 - 12.94	1294	B	48 kW	697	11
NOVA Kombi (2104) 1500	BA3 2103	09.85 - 04.98	1452	B	55 kW	696	4
NOVA Kombi (2104) 1500	BA3 2103	08.94 - 04.12	1452	B	49 kW	696	4
NOVA Kombi (2104) 1700 (21044)	B032123	08.94 - 04.12	1690	B	62 kW	697	15
OKA (1111_) 1.1 ASTRO (11301)	MeMZ-245	10.02 - 12.06	1091	B	36 kW	696	2
OKA (1111_) 1.1 ASTRO (113011)	MeMZ-2471	09.06 - 12.07	1091	B	42 kW	696	2
PRIORA Kombi (2171) 1.6	21126	10.09 - 12.15	1597	B	72 kW	697	14
PRIORA Kombi (2171) 1.6	21127	02.14 - 12.15	1597	B	78 kW	697	14
PRIORA Kombi (2171) 1.6	VAZ-21127	02.14 - 12.15	1597	B	78 kW	697	14
PRIORA Schrägheck (2172) 1.6 LPG	21126	12.08 - 12.13	1597	B/G	71 kW	697	14
PRIORA Schrägheck (2172) 1.6	21114	12.08 - 12.13	1597	B	60 kW	697	15
PRIORA Schrägheck (2172) 1.6	21116	01.11 - 12.13	1597	B	66 kW	697	15
PRIORA Schrägheck (2172) 1.6	21126	12.08 - 12.15	1597	B	72 kW	697	14
PRIORA Schrägheck (2172) 1.6	21127	02.14 - 12.15	1597	B	78 kW	697	14
PRIORA Schrägheck (2172) 1.6	VAZ-21114	12.08 - 12.13	1597	B	60 kW	697	15
PRIORA Schrägheck (2172) 1.6	VAZ-21127	02.14 - 12.15	1597	B	78 kW	697	14
PRIORA Stufenheck (2170_) 1.6 LPG	21126	03.09 - 09.16	1597	B/G	71 kW	697	14
PRIORA Stufenheck (2170_) 1.6	21114	12.08 - 12.13	1597	B	60 kW	697	15
PRIORA Stufenheck (2170_) 1.6	21116	01.11 - 12.13	1597	B	66 kW	697	15
PRIORA Stufenheck (2170_) 1.6	21126	04.07 - 07.18	1597	B	72 kW	697	14
PRIORA Stufenheck (2170_) 1.6	21127	02.14 - 07.18	1597	B	78 kW	697	14
PRIORA Stufenheck (2170_) 1.6	VAZ-21114	12.08 - 12.13	1597	B	60 kW	697	15

			<b>ccm</b>		<b>kW</b>		<b>1</b> <b>POS</b>
PRIORA Stufenheck (2170_) 1.6	VAZ-21127	02.14 - 07.18	1597	B	78 kW	697	14
SAMARA (2108, 2109, 2113, 2114) 1.5	2111	04.96 - 12.13	1499	B	56 kW	697	15
SAMARA (2108, 2109, 2113, 2114) 1.5	2111	08.03 - 12.06	1499	B	59 kW	697	15
SAMARA (2108, 2109, 2113, 2114) 1.6	11183	02.09 - 12.13	1597	B	60 kW	697	15
SAMARA (2108, 2109, 2113, 2114) 1.6	VAZ-11183	02.09 - 12.13	1597	B	60 kW	697	15
SAMARA (2108, 2109, 2113, 2114) 1100	BA3 21081	02.88 - 05.95	1099	B	39 kW	696	5
SAMARA (2108, 2109, 2113, 2114) 1100	BA3 21081	02.96 - 08.99	1099	B	43 kW	696	5
SAMARA (2108, 2109, 2113, 2114) 1300	BA3 2108	06.87 - 12.96	1288	B	46 kW	696	5
SAMARA (2108, 2109, 2113, 2114) 1300	BA3 2108	01.86 - 12.94	1288	B	48 kW	696	5
SAMARA (2108, 2109, 2113, 2114) 1300	BA3 2108	09.91 - 08.99	1288	B	45 kW	696	5
SAMARA (2108, 2109, 2113, 2114) 1300	BA3 21115	01.89 - 12.99	1288	B	50 kW	696	3
SAMARA (2108, 2109, 2113, 2114) 1500	21083	09.87 - 12.96	1499	B	53 kW	697	15
SAMARA (2108, 2109, 2113, 2114) 1500	21083	09.91 - 12.96	1499	B	50 kW	697	15
SAMARA (2108, 2109, 2113, 2114) 1500	21083	01.86 - 01.98	1499	B	55 kW	697	15
SAMARA (2108, 2109, 2113, 2114) 1500	2111	02.95 - 12.06	1499	B	52 kW	697	15
SAMARA Cabriolet (2108_) 1.5	21083	01.92 - 05.04	1499	B	50 kW	697	15
SAMARA Schrägheck (2113, 2114) 1.5	21083	08.03 - 12.13	1499	B	53 kW	697	15
SAMARA Stufenheck (21099, 2115) 1.5	2111	08.03 - 12.06	1499	B	59 kW	697	15
SAMARA Stufenheck (21099, 2115) 1.5	2111	01.00 - 12.06	1499	B	57 kW	697	15
SAMARA Stufenheck (21099, 2115) 1.6	11183	02.09 - 12.12	1597	B	60 kW	697	15
SAMARA Stufenheck (21099, 2115) 1.6	VAZ-11183	02.09 - 12.12	1597	B	60 kW	697	15
SAMARA Stufenheck (21099, 2115) 1100	BA3 21081	07.91 - 08.99	1099	B	39 kW	696	5
SAMARA Stufenheck (21099, 2115) 1300	BA3 2108	05.89 - 07.97	1288	B	48 kW	696	5
SAMARA Stufenheck (21099, 2115) 1300	BA3 2108	05.90 - 08.99	1288	B	46 kW	696	5
SAMARA Stufenheck (21099, 2115) 1300	BA3 2108	07.91 - 08.99	1288	B	45 kW	696	5
SAMARA Stufenheck (21099, 2115) 1300	BA3 21115	06.95 - 12.06	1288	B	50 kW	696	3
SAMARA Stufenheck (21099, 2115) 1500	21083	09.91 - 12.96	1499	B	53 kW	697	15
SAMARA Stufenheck (21099, 2115) 1500	21083	07.91 - 12.96	1499	B	50 kW	697	15
SAMARA Stufenheck (21099, 2115) 1500	2111	11.94 - 12.06	1499	B	52 kW	697	15
SAMARA 1.5	VAZ-2108.3 (50kW)	01.90	1488	B	50 kW	698	17
SAMARA 1.5	VAZ-2108.3 (55kW)	01.86	1488	B	55 kW	698	17
TOSCANA (2107) 1.6	BA3 2106	06.94 - 05.12	1569	B	54 kW	697	11
TOSCANA (2107) 1.6	BA3 2106	10.85 - 05.94	1569	B	57 kW	697	11
TOSCANA (2107) 1.7	B032123	03.91 - 10.01	1690	B	62 kW	697	15
TOSCANA (2107) 1300	BA3 2105	12.85 - 05.12	1294	B	48 kW	697	11
TOSCANA (2107) 1500	BA3 2103	09.83 - 02.93	1452	B	55 kW	696	4



			ccm	kW			1 POS				ccm	kW			1 POS
11182	82,000	4	1597	66 kW	B	697	15	BA3 2108 (KAT)	76,000	4	1288	44 - 45 kW	B	696	6
11183	82,000	4	1597	60 kW	B	697	15	BA3 21081 (KAT)	76,000	4	1099	39 - 43 kW	B	696	7
11186	82,000	4	1597	64 - 66 kW	B	697	15	BA3 21081	76,000	4	1099	39 - 50 kW	B	696	5
11189	82,000	4	1597	64 kW	B	697	15	BA3 2108	76,000	4	1288	44 - 48 kW	B	696	5
11194	76,500	4	1390	60 - 72 kW	B	697	9	BA3 21115	76,000	4	1288	50 kW	B	696	3
2101	76,000	4	1198	44 kW	B	696	3	C 20 XE	86,000	4	1998	110 kW	B	698	20
2103	76,000	4	1452	49 - 56 kW	B	696	4	K4M	79,500	4	1598	75 - 81 kW	B	697	12
21083	82,000	4	1499	50 - 55 kW	B	697	15	K7M	79,500	4	1598	62 kW	B	697	13
2110	82,000	4	1499	54 kW	B	697	15	MeMZ-245	72,000	4	1091	36 - 39 kW	B	696	2
21114	82,000	4	1597	60 - 72 kW	B	697	15	MeMZ-2471	72,000	4	1091	42 kW	B	696	2
21116	82,000	4	1597	64 - 66 kW	B	697	15	MeMZ-310	72,000	4	1254	44 kW	B	696	1
2111	82,000	4	1499	52 - 59 kW	B	697	15	VAZ 21113	82,000	4	1600	72 kW	B	698	16
21124	82,000	4	1596	60 - 67 kW	B	697	14	VAZ-11183	82,000	4	1597	60 kW	B	697	15
21126-77	82,000	4	1597	87 kW	B	697	14	VAZ-21011	76,000	4	1294	48 kW	B	696	3
21126-79	82,000	4	1597	85 kW	B	697	14	VAZ-2108 (48 kW)	76,000	4	1288	48 kW	B	697	8
21126-81	82,000	4	1597	100 kW	B	697	14	VAZ-2108 (49 kW)	76,000	4	1288	49 kW	B	697	8
21126	82,000	4	1597	60 - 87 kW	B	697	14	VAZ-2108 (53 kW)	76,000	4	1288	53 kW	B	697	8
21127	82,000	4	1597	78 - 87 kW	B	697	14	VAZ-2108.3 (50kW)	82,000	4	1488	50 kW	B	698	17
2112	82,000	4	1499	67 - 70 kW	B	697	14	VAZ-2108.3 (51kW)	82,000	4	1488	51 - 52 kW	B	698	17
21213	82,000	4	1690	58 - 60 kW	B	697	15	VAZ-2108.3 (55kW)	82,000	4	1488	55 - 58 kW	B	698	17
21214-27	82,000	4	1690	58 - 60 kW	B	697	15	VAZ-21114	82,000	4	1597	59 - 72 kW	B	697	15
21214	82,000	4	1690	57 - 61 kW	B	697	15	VAZ-21124	82,000	4	1597	60 - 67 kW	B	697	14
2121	79,000	4	1569	54 - 63 kW	B	697	10	VAZ-21126-77	82,000	4	1597	87 kW	B	697	14
2123	82,000	4	1690	59 kW	B	697	15	VAZ-21126-79	82,000	4	1597	84 - 85 kW	B	697	14
B032123	82,000	4	1690	62 kW	B	697	15	VAZ-21127	82,000	4	1597	78 kW	B	697	14
BA3 21011	76,000	4	1294	48 kW	B	696	4	VAZ-2112	82,000	4	1600	72 kW	B	698	16
BA3 2103	76,000	4	1452	49 - 56 kW	B	696	4	XUD9A	83,000	4	1905	47 - 52 kW	D	698	18
BA3 2105	79,000	4	1294	48 - 68 kW	B	697	11	XUD9SD	83,000	4	1905	48 - 55 kW	D	698	19
BA3 2106	79,000	4	1569	54 - 58 kW	B	697	11								



<b>72,000 mm</b>	<b>1</b>
------------------	----------

MeMZ-310 ,

**912801-8**

Ø 8,00

<b>72,000 mm</b>	<b>2</b>
------------------	----------

MeMZ-245 , MeMZ-2471 ,

**912801-8**

Ø 8,00

<b>76,000 mm</b>	<b>3</b>
------------------	----------

2101 , BA3 21115 , VAZ-21011 ,

**912801-8**

Ø 8,00

<b>76,000 mm</b>	<b>4</b>
------------------	----------

2103 , BA3 21011 , BA3 2103 ,

<b>852801-4</b>	<b>882805-4</b>
-----------------	-----------------

37,00 x 8,00 x 112,50 x 45°    14,06 x 8,00 x 42,00 | IN

<b>862802-4</b>	<b>882806-4</b>
-----------------	-----------------

31,40 x 8,00 x 113,00 x 45°    14,06 x 8,00 x 48,00 | EX

**912801-8**

Ø 8,00

<b>76,000 mm</b>	<b>5</b>
------------------	----------

BA3 21081 , BA3 2108 ,

<b>852805-4</b>	<b>882807-4</b>
-----------------	-----------------

35,00 x 8,00 x 104,00 x 45°    14,06 x 8,00 x 38,00 | IN

<b>862806-4</b>	<b>882808-4</b>
-----------------	-----------------

31,50 x 8,00 x 104,00 x 45°    14,06 x 8,00 x 38,00 | EX

**912801-8**

Ø 8,00

<b>76,000 mm</b>	<b>6</b>
------------------	----------

BA3 2108 (KAT) ,

<b>882807-4</b>
-----------------

14,06 x 8,00 x 38,00 | IN

<b>862806-4</b>	<b>882808-4</b>
-----------------	-----------------

31,50 x 8,00 x 104,00 x 45°    14,06 x 8,00 x 38,00 | EX

**912801-8**

Ø 8,00

<b>76,000 mm</b>	<b>7</b>
------------------	----------

BA3 21081 (KAT) ,

<b>852805-4</b>	<b>882807-4</b>
-----------------	-----------------

35,00 x 8,00 x 104,00 x 45°    14,06 x 8,00 x 38,00 | IN

<b>852807-4</b>
-----------------

37,00 x 8,00 x 104,00 x 45°

<b>862806-4</b>	<b>882808-4</b>
-----------------	-----------------

31,50 x 8,00 x 104,00 x 45°    14,06 x 8,00 x 38,00 | EX

**912801-8**

Ø 8,00





## 76,000 mm

8

VAZ-2108 (48 kW) , VAZ-2108 (49 kW) , VAZ-2108 (53 kW) ,

**882807-4**

14,06 x 8,00 x 38,00 | IN

**862806-4**

31,50 x 8,00 x 104,00 x 45°

**882808-4**

14,06 x 8,00 x 38,00 | EX

## 76,500 mm

9

11194 ,

**915001-8**

Ø 7,00

## 79,000 mm

10

2121 ,

**852801-4**

37,00 x 8,00 x 112,50 x 45°

**882805-4**

14,06 x 8,00 x 42,00 | IN

**862802-4**

31,40 x 8,00 x 113,00 x 45°

**882806-4**

14,06 x 8,00 x 48,00 | EX

**912801-8**

Ø 8,00

## 79,000 mm

11

BA3 2105 , BA3 2106 ,

**852801-4**

37,00 x 8,00 x 112,50 x 45°

**882805-4**

14,06 x 8,00 x 42,00 | IN

**902830-1**

**862802-4**

31,40 x 8,00 x 113,00 x 45°

**882806-4**

14,06 x 8,00 x 48,00 | EX

**912801-8**

Ø 8,00

## 79,500 mm

12

K4M ,

**863880-4**

23,50 x 5,50 x 101,70 x 30°

## 79,500 mm

13

K7M ,

**915001-8**

Ø 7,00

## 82,000 mm

14

21124 , 21126-77 , 21126-79 , 21126-81 , 21126 , 21127 , 2112 , VAZ-21124 , VAZ-21126-77 , VAZ-21126-79 , VAZ-21127 ,

**915001-8**

Ø 7,00

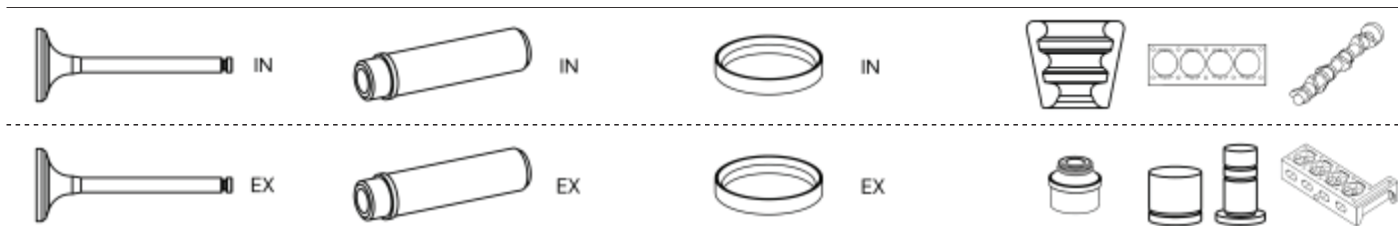
## 82,000 mm

15

11182 , 11183 , 11186 , 11189 , 21083 , 2110 , 21114 , 21116 , 2111 , 21213 , 21214-27 , 21214 , 2123 , B032123 , VAZ-11183 , VAZ-21114 ,

**912801-8**

Ø 8,00



<b>82,000 mm</b>	<b>16</b>
------------------	-----------

VAZ 21113 , VAZ-2112 ,	
<b>852816-8</b>	<b>882810-4</b>
29,20 x 7,00 x 96,40 x 45°	12,07 x 7,00 x 40,00   IN   EX
<b>862817-8</b>	
25,50 x 7,00 x 97,50 x 45°	

<b>82,000 mm</b>	<b>17</b>
------------------	-----------

VAZ-2108.3 (50kW) , VAZ-2108.3 (51kW) , VAZ-2108.3 (55kW) ,	
	<b>882807-4</b>
	14,06 x 8,00 x 38,00   IN
<b>862806-4</b>	<b>882808-4</b>
31,50 x 8,00 x 104,00 x 45°	14,06 x 8,00 x 38,00   EX

<b>83,000 mm</b>	<b>18</b>
------------------	-----------

XUD9A ,				
<b>853733-4</b>	<b>883707-4</b>	<b>K-8</b>	<b>903715-1</b>	<b>511104-1</b>
38,50 x 8,00 x 112,40 x 45°	14,06 x 8,00 x 52,20   IN   EX			
<b>853816-4</b>	<b>883711-4</b>			<b>513701-1</b>
40,30 x 8,00 x 111,60 x 45°	14,06 x 8,00 x 48,00   IN			
<b>863734-4</b>				
33,00 x 8,00 x 111,85 x 45°				

<b>83,000 mm</b>	<b>19</b>
------------------	-----------






XUD9SD ,		
<b>853709-4</b>	<b>883707-4</b>	<b>K-8</b>
38,50 x 8,00 x 112,40 x 45°	14,06 x 8,00 x 52,20   IN   EX	
	<b>883711-4</b>	
	14,06 x 8,00 x 48,00   IN	
<b>863734-4</b>		
33,00 x 8,00 x 111,85 x 45°		

<b>86,000 mm</b>	<b>20</b>
------------------	-----------

C 20 XE ,		
	<b>M-7</b>	
	<b>913501-8</b>	<b>973502-8</b>
	Ø 7,00	Hydro








A 112 0.9 Junior (A112B/2)	A112 A.000	03.81 - 06.86	903	B	29 kW	706	1
A 112 0.9 Junior (A112B/2)	A112 A5.000	03.81 - 06.86	903	B	29 kW	706	1
A 112 0.9 Junior (A112B/2)	A112 B2.000	03.81 - 06.86	903	B	29 kW	706	1
A 112 1.0 Abarth (A112B2/5)	A112 A2.000	03.78 - 02.84	1050	B	51 kW	706	2
A 112 1.0 LX (A112)	A112 B1.000	03.84 - 12.86	965	B	35 kW	706	3
ARDEA Berlina 0.9 (AR)	A112 A.000	12.39 - 11.49	903	B	21 kW	706	1
ARDEA Berlina 0.9 (AR)	A112 A.000	11.49 - 12.52	903	B	22 kW	706	1
BETA H.P.E. (828_) 1600 (828BF0)	828 B.000	08.80 - 09.84	1585	B	74 kW	712	44
BETA H.P.E. (828_) 2000 (828.BF)	828 B1.000	04.79 - 09.84	1995	B	85 kW	712	45
BETA H.P.E. (828_) 2000 (828.BF)	828 B1.000	05.76 - 05.78	1995	B	88 kW	712	45
BETA H.P.E. (828_) 2000 Volumex (828.BF)	828 B7.000	07.83 - 09.84	1995	B	99 kW	712	46
BETA H.P.E. (828_) 2000 i.e. (828BF)	828 B4.000	05.81 - 09.84	1995	B	90 kW	712	44
BETA (828_) 1600 (828CB0, 828AB0)	828 B.000	08.73 - 07.82	1585	B	74 kW	712	44
BETA (828_) 2000 (828CB1)	828 B1.000	07.78 - 07.82	1995	B	85 kW	712	45
BETA Coupe (828_) 1600 (828BC0)	828 B.000	04.76 - 12.84	1585	B	74 kW	712	44
BETA Coupe (828_) 2000 (828.BC)	828 B1.000	04.76 - 12.84	1995	B	88 kW	712	45
BETA Coupe (828_) 2000 (828BC_)	828 B1.000	01.81 - 12.84	1995	B	85 kW	712	45
BETA Coupe (828_) 2000 VX (828.BC)	828 B7.000	07.83 - 12.84	1995	B	99 kW	712	46
BETA Coupe (828_) 2000 i.e. (828.BC)	828 B4.000	12.81 - 12.84	1995	B	90 kW	712	44
BETA MONTE CARLO (137_) 2.0 (137AS)	828 B1.000	06.81 - 10.83	1995	B	90 kW	712	45
BETA Spider (828_) 1600 (828BS0)	828 B.000	05.76 - 10.86	1585	B	74 kW	712	44
BETA Spider (828_) 2000 (828BS1)	828 B1.000	04.79 - 10.86	1995	B	85 kW	712	45
BETA Spider (828_) 2000 (828BS1)	828 B1.000	05.76 - 11.79	1995	B	88 kW	712	45
BETA Stufenheck (828_) 1600 (828DB1)	828 B.000	03.76 - 10.86	1585	B	74 kW	712	44
BETA Stufenheck (828_) 2.0 (828DB1)	828 B2.000	06.78 - 10.82	1995	B	90 kW	712	46
BETA Stufenheck (828_) 2000 (828CB1)	828 B1.000	04.76 - 07.78	1995	B	88 kW	712	45
DEDRA (835_) 1.6 16V (835EI)	182 A4.000	01.89 - 07.99	1581	B	76 kW	715	65
DEDRA (835_) 1.6 i.e. (835AA)	835 A1.000	08.89 - 06.94	1581	B	66 kW	716	66
DEDRA (835_) 1.8 16V LE (835FG)	182 A2.000	03.96 - 07.99	1747	B	83 kW	710	29
DEDRA (835_) 1.8 GT 16V (835EH)	183 A1.000	03.96 - 07.99	1747	B	96 kW	710	29
DEDRA (835_) 1.8 i.e. (835AC, 835BC)	835 A2.000	09.89 - 06.94	1756	B	80 kW	713	50
DEDRA (835_) 1.8 i.e. (835BD, 835AD)	835 A2.046	09.89 - 07.99	1756	B	77 kW	713	50
DEDRA (835_) 1.8 i.e. (835FA)	836 A5.000	07.94 - 07.99	1756	B	74 kW	713	50
DEDRA (835_) 1.9 TDS (835EE, 835EF)	835 A4.000	04.89 - 07.99	1929	D	66 kW	711	38
DEDRA (835_) 2.0 16V (835ED)	836 A3.000	07.94 - 07.99	1995	B	102 kW	712	42
DEDRA (835_) 2.0 HF Integrale (835AP)	835 A7.046	01.90 - 03.98	1995	B	124 kW	713	50
DEDRA (835_) 2.0 i.e. (835AL)	835 A5.046	09.89 - 07.99	1995	B	83 kW	713	50
DEDRA (835_) 2.0 i.e. Turbo Integrale (835AO)	835 A7.000	04.90 - 08.91	1995	B	121 kW	713	50
DEDRA SW (835_) 1.6 16V (835EI)	182 A4.000	01.96 - 07.99	1581	B	76 kW	715	65
DEDRA SW (835_) 1.8 16V LE (835FG)	182 A2.000	03.96 - 07.99	1747	B	83 kW	710	29
DEDRA SW (835_) 1.8 GT 16V (835EH)	183 A1.000	03.96 - 07.99	1747	B	96 kW	710	29
DEDRA SW (835_) 1.8 i.e. (835FA)	836 A5.000	07.94 - 07.99	1756	B	74 kW	713	50
DEDRA SW (835_) 1.9 TDS (835EE, 835EF)	835 A4.000	07.94 - 07.99	1929	D	66 kW	711	38
DEDRA SW (835_) 2.0 16V (835ED)	836 A3.000	07.94 - 07.99	1995	B	102 kW	712	42
DEDRA SW (835_) 2.0 Integrale (835ED)	836 A3.000	07.94 - 07.99	1995	B	102 kW	712	42
DELTA I (831_) 1.1 (831AB.015)	831 B8.000	01.86 - 12.90	1116	B	47 kW	709	24
DELTA I (831_) 1.3 (831.AB)	831 A2.000	09.83 - 08.92	1301	B	58 kW	716	66
DELTA I (831_) 1.3 (831AB.011)	831 A2.000	09.79 - 08.92	1301	B	55 kW	716	66
DELTA I (831_) 1.3 (831AB.011)	831 B.000	09.79 - 08.92	1301	B	55 kW	716	66
DELTA I (831_) 1.5 (831AB.025)	831 A1.000	09.79 - 12.92	1498	B	63 kW	716	66
DELTA I (831_) 1.6 GT (831AB.06)	831 A4.000	11.82 - 04.86	1585	B	77 kW	713	47
DELTA I (831_) 1.6 GT i.e. (831AB.016)	831 B7.000	08.86 - 08.88	1585	B	80 kW	713	49
DELTA I (831_) 1.6 HF Turbo (831AB.020S)	831 B7.046	04.87 - 03.89	1585	B	97 kW	713	49
DELTA I (831_) 1.9 Turbo DS (831AB.021)	831 D1.000	10.86 - 12.89	1929	D	59 kW	711	37
DELTA I (831_) 2.0 16V HF Evo I Integrale (831.AB)	831 E5.000	09.91 - 12.92	1995	B	154 kW	713	51
DELTA I (831_) 2.0 16V HF Evo II Integrale (831.AB)	831 E5.000	06.93 - 01.94	1995	B	158 kW	713	51
DELTA I (831_) 2.0 16V HF Evo Integrale (831AB.000)	831 E5.000	06.91 - 01.94	1995	B	151 kW	713	51
DELTA I (831_) 2.0 16V HF Evo Integrale (831AB.027)	831 E5.000	06.93 - 01.94	1995	B	155 kW	713	51
DELTA I (831_) 2.0 16V HF Evo Integrale (831AB.027)	831 E5.046	06.93 - 01.94	1995	B	155 kW	713	51
DELTA I (831_) 2.0 16V HF Integrale (831AB.026)	831 D5.000	03.89 - 09.91	1995	B	144 kW	713	51
DELTA I (831_) 2.0 HF Integrale (831AB.019)	831 B5.000	11.86 - 08.88	1995	B	122 kW	713	50
DELTA I (831_) 2.0 HF Integrale (831AB.024)	831 C5.000	10.87 - 12.91	1995	B	133 kW	713	50

			<b>ccm</b>		<b>kw</b>		<b>1</b> <b>POS</b>
DELTA I (831_) 2.0 HF Integrale (831AB.024S, 831AB.028)	831 C5.046	12.86 - 12.92	1995	B	130 kW	713	50
DELTA II (836_) 1.6 i.e. (836AP)	182 A6.000	03.96 - 08.99	1581	B	66 kW	716	67
DELTA II (836_) 1.6 i.e. 16V (836AO)	182 A4.000	01.96 - 08.99	1581	B	76 kW	715	65
DELTA II (836_) 1.8 i.e. (836AE)	835 C2.000	06.93 - 08.99	1756	B	76 kW	713	50
DELTA II (836_) 1.8 i.e. (836AG, 836AL)	835 C4.000	07.94 - 08.99	1756	B	66 kW	713	50
DELTA II (836_) 1.8 i.e. (836AG, 836AL)	836 A6.000	07.94 - 08.99	1756	B	66 kW	713	50
DELTA II (836_) 1.8 i.e. (836AG, 836AL)	836 C4.000	07.94 - 08.99	1756	B	66 kW	713	50
DELTA II (836_) 1.8 i.e. 16V (836AQ)	182 A2.000	03.96 - 08.99	1747	B	83 kW	710	29
DELTA II (836_) 1.8 i.e. 16V GT (836AR)	183 A1.000	03.96 - 08.99	1747	B	96 kW	710	29
DELTA II (836_) 1.9 TD (836AM, 836AN)	835 A4.000	10.94 - 08.99	1929	D	66 kW	711	38
DELTA II (836_) 2.0 16V (836AA, 836CA)	836 A3.000	06.93 - 08.99	1995	B	102 kW	712	42
DELTA II (836_) 2.0 16V Turbo (836AB)	836 A2.000	06.93 - 08.99	1995	B	137 kW	712	43
DELTA II (836_) 2.0 16V Turbo (836AS)	175 A4.000	07.96 - 08.99	1995	B	142 kW	712	43
DELTA III (844_) 1.4 (844.AXA1A)	198 A4.000	09.08 - 08.14	1368	B	88 kW	708	15
DELTA III (844_) 1.4 (844.AXB1A)	198 A1.000	09.08 - 08.14	1368	B	110 kW	708	15
DELTA III (844_) 1.4 Bifuel (844.AXA1A)	198 A4.000	07.11 - 08.14	1368	B/G	88 kW	708	15
DELTA III (844_) 1.6 D Multijet (844.AXC11, 844.AXC1A)	198 A2.000	09.08 - 08.14	1598	D	88 kW	708	21
DELTA III (844_) 1.6 D Multijet (844.AXF11, 844.AXF1A)	955 A4.000	08.08 - 08.14	1598	D	85 kW	709	23
DELTA III (844_) 1.8 (844.AXH12)	939 B1.000	01.09 - 08.14	1742	B	147 kW	712	40
DELTA III (844_) 2.0 D Multijet (844.AXD1A, 844.AXM1A)	198 A5.000	09.08 - 08.14	1956	D	121 kW	711	39
DELTA III (844_) 2.0 D Multijet (844.AXG1A, 844.AXN1A)	844 A2.000	09.08 - 08.14	1956	D	120 kW	711	39
KAPPA (838_) 2.0 16V Turbo (838AB1AA)	838 A4.000	02.95 - 10.01	1995	B	151 kW	712	42
KAPPA (838_) 2.0 20V (838AA1AA)	838 A1.000	10.94 - 10.01	1998	B	107 kW	710	30
KAPPA (838_) 2.0 20V (838AG1AA, 838AG11A)	838 A6.000	07.96 - 10.01	1998	B	114 kW	710	29
KAPPA (838_) 2.0 20V Turbo (838AM1AA)	175 A3.000	06.98 - 10.01	1998	B	162 kW	710	28
KAPPA (838_) 2.4 20V (838AC1AA, 838AC11A)	838 A2.000	08.94 - 10.01	2446	B	129 kW	712	41
KAPPA (838_) 2.4 20V (838AC1AA, 838AC11A)	838 A2.027	08.94 - 10.01	2446	B	129 kW	712	41
KAPPA (838_) 2.4 JTD (838AL1AA)	838 A8.000	06.98 - 10.01	2387	D	100 kW	710	31
KAPPA (838_) 2.4 T.DS (838AE1AA, 838AH1AA)	838 A3.000	08.94 - 10.01	2387	D	91 kW	710	32
KAPPA (838_) 2.4 T.DS (838AE1AA, 838AH1AA)	838 A7.000	08.94 - 10.01	2387	D	91 kW	710	32
KAPPA (838_) 3.0 24V (838AD1AA, 838AD11A, 838XD1AA, 838ZD1AA)	838 B.000	10.94 - 10.01	2959	B	150 kW	717	74
KAPPA Coupe (838_) 2.0 16V Turbo (838CB)	838 A4.000	11.96 - 03.01	1995	B	151 kW	712	42
KAPPA Coupe (838_) 2.0 20V Turbo (838CM)	175 A3.000	06.98 - 03.01	1998	B	162 kW	710	28
KAPPA Coupe (838_) 2.4 20V (838CC)	838 A2.000	11.96 - 03.01	2446	B	129 kW	712	41
KAPPA Coupe (838_) 3.0 24V (838CD, 838CD11A)	838 B.000	09.96 - 03.01	2959	B	150 kW	717	74
KAPPA SW (838_) 2.0 16V Turbo (838BB1AA)	838 A4.000	07.96 - 10.01	1995	B	151 kW	712	42
KAPPA SW (838_) 2.0 20V (838BG1AA)	838 A6.000	07.96 - 10.01	1998	B	114 kW	710	29
KAPPA SW (838_) 2.0 20V Turbo (838BM1AA)	175 A3.000	06.98 - 10.01	1998	B	162 kW	710	28
KAPPA SW (838_) 2.4 20V (838BC1AA, 838BC11A)	838 A2.000	07.96 - 10.01	2446	B	129 kW	712	41
KAPPA SW (838_) 2.4 JTD (838BL1AA)	838 A8.000	06.98 - 10.01	2387	D	100 kW	710	31
KAPPA SW (838_) 2.4 T.DS (838BH1AA)	838 A3.000	07.96 - 10.01	2387	D	91 kW	710	32
KAPPA SW (838_) 2.4 T.DS (838BH1AA)	838 A7.000	07.96 - 10.01	2387	D	91 kW	710	32
KAPPA SW (838_) 3.0 24V (838BD11A)	838 B.000	07.96 - 10.01	2959	B	150 kW	717	74
LYBRA (839_) 1.6 16V (839AXA1A)	182 A4.000	07.99 - 10.05	1581	B	76 kW	715	65
LYBRA (839_) 1.6	182 B6.000	10.00 - 10.05	1596	B	76 kW	709	25
LYBRA (839_) 1.8 16V (839AXB1A, 839AXG1A)	839 A4.000	07.99 - 10.05	1747	B	96 kW	710	29
LYBRA (839_) 1.8 16V (839AXB1A, 839AXG1A)	839 A7.000	07.99 - 10.05	1747	B	96 kW	710	29
LYBRA (839_) 1.8 16V (839AXB1A, 839AXG1A)	839 A9.000	07.99 - 10.05	1747	B	96 kW	710	33
LYBRA (839_) 1.9 JTD (839.AXI1A, 839.AXN1A, 839.CXL1A)	937 A2.000	05.01 - 10.05	1910	D	85 kW	710	31
LYBRA (839_) 1.9 JTD (839.AXD1A)	AR 32302	07.99 - 09.00	1910	D	77 kW	710	31
LYBRA (839_) 1.9 JTD (839.AXI1A)	AR 37101	09.00 - 05.01	1910	D	81 kW	710	31
LYBRA (839_) 2.0 20V (839.AXC11, 839.AXC1A)	182 B7.000	07.99 - 09.00	1998	B	113 kW	710	29
LYBRA (839_) 2.0 20V (839.AXH1A)	185 A8.000	09.00 - 10.05	1998	B	110 kW	710	30
LYBRA (839_) 2.4 20V (839.CXM1A)	192 A2.000	10.01 - 10.05	2446	B	125 kW	712	41
LYBRA (839_) 2.4 JTD (839.AXE1A)	841 C.000	05.02 - 10.05	2387	D	110 kW	710	31
LYBRA (839_) 2.4 JTD (839.AXE1A)	839 A5.000	07.99 - 02.01	2387	D	99 kW	710	31
LYBRA (839_) 2.4 JTD (839.AXE1A)	AR 32501	07.99 - 02.01	2387	D	99 kW	710	31
LYBRA (839_) 2.4 JTD (839.AXL1A)	839 A6.000	09.00 - 05.02	2387	D	103 kW	709	26
LYBRA SW (839_) 1.6 (839.BXF1A)	182 B6.000	10.00 - 10.05	1596	B	76 kW	709	25
LYBRA SW (839_) 1.6 16V (839.BXA1A)	182 A4.000	07.99 - 10.05	1581	B	76 kW	715	65
LYBRA SW (839_) 1.8 16V (839.BXB1A, 839.BXG1A)	839 A4.000	07.99 - 10.05	1747	B	96 kW	710	29
LYBRA SW (839_) 1.8 16V (839.BXB1A, 839.BXG1A)	839 A7.000	07.99 - 10.05	1747	B	96 kW	710	29


















LYBRA SW (839_) 1.9 JTD (839.BX1A, 839.BXN1A, 839.CXL1A)	937 A2.000	05.01 - 10.05	1910	D	85 kW	710	31
LYBRA SW (839_) 1.9 JTD (839BXD1A)	AR 32302	07.99 - 09.01	1910	D	77 kW	710	31
LYBRA SW (839_) 1.9 JTD (839BX1A)	AR 37101	09.00 - 05.01	1910	D	81 kW	710	31
LYBRA SW (839_) 2.0 20V (839BXC11, 839BXC1A)	182 B7.000	07.99 - 09.00	1998	B	113 kW	710	29
LYBRA SW (839_) 2.0 20V (839BXH1A)	185 A8.000	09.00 - 10.05	1998	B	110 kW	710	30
LYBRA SW (839_) 2.4 JTD (839.BXE1A)	841 C.000	05.02 - 10.05	2387	D	110 kW	710	31
LYBRA SW (839_) 2.4 JTD (839BXE1A)	839 A5.000	10.99 - 09.00	2387	D	99 kW	710	31
LYBRA SW (839_) 2.4 JTD (839BXE1A)	AR 32501	10.99 - 09.00	2387	D	99 kW	710	31
LYBRA SW (839_) 2.4 JTD (839BXL1A)	839 A6.000	09.00 - 10.05	2387	D	103 kW	709	26
MUSA (350_) 1.3 D Multijet (350.AXB11, 350.AXB1A)	188 A9.000	10.04 - 09.12	1248	D	51 kW	706	5
MUSA (350_) 1.3 D Multijet (350.AXG11, 350.AXG1A)	199 A3.000	09.06 - 09.12	1248	D	66 kW	706	4
MUSA (350_) 1.3 D Multijet (350.AXM11, 350.AXM1A, 350.AXI1A)	199 B1.000	03.09 - 09.12	1248	D	70 kW	706	4
MUSA (350_) 1.4 (350.AXA11, 350.AXA1A)	843 A 1.000	10.04 - 09.12	1368	B	70 kW	708	17
MUSA (350_) 1.4 (350.AXE1A)	192 B2.000	10.07 - 09.12	1368	B	66 kW	708	17
MUSA (350_) 1.4 (350.AXF1A)	350 A1.000	09.05 - 09.12	1368	B	57 kW	708	16
MUSA (350_) 1.4 LPG (350.AXF1A)	350 A1.000	11.10 - 09.12	1368	B/G	57 kW	708	16
MUSA (350_) 1.6 D Multijet (350.AXH1A)	350 A2.000	07.08 - 09.12	1598	D	88 kW	709	22
MUSA (350_) 1.6 D Multijet (350.AXL1A, 350.AXH1A)	350 A2.000	07.08 - 09.12	1598	D	85 kW	709	22
MUSA (350_) 1.9 D Multijet (350.AXC1A)	188 B2.000	10.04 - 09.12	1910	D	74 kW	710	31
PHEDRA (179_) 2.0 (179AXA11, 179AXA1A)	RFN (EW10J4)	09.02 - 11.10	1997	B	100 kW	714	58
PHEDRA (179_) 2.0 D Multijet (179.AXL1B, 179.BXL1B)	RHR (DW10BTED4)	07.06 - 11.10	1997	D	100 kW	715	62
PHEDRA (179_) 2.0 JTD (179.AXE1A)	RHM (DW10ATED4)	07.03 - 11.10	1997	D	79 kW	713	53
PHEDRA (179_) 2.0 JTD (179.AXH1B, 179.BXH1B)	RHK (DW10UTED4)	06.06 - 11.10	1997	D	88 kW	715	62
PHEDRA (179_) 2.0 JTD (179AXB1A)	RHW (DW10ATED4)	09.02 - 11.10	1997	D	80 kW	714	54
PHEDRA (179_) 2.2 D Multijet (179.AXM1B, 179.AXP11, 179.BXM1B, ...)	4HT	03.08 - 11.10	2179	D	125 kW	715	60
PHEDRA (179_) 2.2 JTD (179.AXN1B, 179.AXQ11, 179.BXN1B, 179.BXQ11)	4HP	04.06 - 11.10	2179	D	120 kW	714	59
PHEDRA (179_) 2.2 JTD (179.AXN1B, 179.AXQ11, 179.BXN1B, 179.BXQ11)	4HR	04.06 - 11.10	2179	D	120 kW	714	59
PHEDRA (179_) 2.2 JTD (179AXC1A)	4HW (DW12ATED4)	09.02 - 11.10	2179	D	94 kW	714	57
PHEDRA (179_) 3.0 V6 (179.BXD11)	ES9 J4S	09.02 - 11.10	2946	B	150 kW	716	69
PRISMA (831_) 1.3 (831AB)	831 A2.000	01.83 - 12.89	1301	B	58 kW	716	66
PRISMA (831_) 1.5 (831AB)	138 C2.048	09.85 - 02.92	1498	B	55 kW	716	66
PRISMA (831_) 1.5 (831AB)	831 A1.000	01.83 - 04.86	1498	B	63 kW	716	66
PRISMA (831_) 1.6 (831AB)	831 A4.000	01.83 - 04.86	1585	B	77 kW	713	47
PRISMA (831_) 1.6 (831AB)	831 B6.000	08.86 - 02.92	1585	B	73 kW	713	49
PRISMA (831_) 1.6 (831AB)	831 B6.000	08.87 - 08.88	1585	B	71 kW	713	49
PRISMA (831_) 1.6 i.e. (831AB)	831 B7.000	05.86 - 12.89	1585	B	80 kW	713	49
PRISMA (831_) 1.9 Diesel (831AB)	831 D.000	01.83 - 02.92	1911	D	48 kW	711	36
PRISMA (831_) 1.9 Turbo Diesel (831AB)	831 D1.000	05.85 - 12.89	1929	D	59 kW	711	37
PRISMA (831_) 2.0 i.e. Allrad (831AB)	831 B4.000	04.86 - 12.89	1995	B	85 kW	713	48
THEMA (834_) 2000 16V (834FA)	834 F1.000	08.92 - 12.93	1995	B	112 kW	712	43
THEMA (834_) 2000 16V Turbo (834AC)	834 C1.000	12.88 - 06.90	1995	B	133 kW	713	51
THEMA (834_) 2000 16V Turbo (834GC, 834FC)	834 F2.000	10.92 - 07.94	1995	B	148 kW	712	43
THEMA (834_) 2000 i.e. (834AB)	834 B1.000	09.88 - 05.92	1995	B	86 kW	713	49
THEMA (834_) 2000 i.e. (834AB)	834 B.048	03.86 - 09.88	1995	B	83 kW	713	49
THEMA (834_) 2000 i.e. (834B)	834 B.000	11.84 - 09.88	1995	B	88 kW	713	49
THEMA (834_) 2000 i.e. (834BV)	834 B.146	09.87 - 05.92	1995	B	85 kW	713	49
THEMA (834_) 2000 i.e. 16V (834AA)	834 B2.000	05.88 - 08.92	1995	B	108 kW	713	52
THEMA (834_) 2000 i.e. 16V (834AI)	834 B2.246	02.89 - 05.92	1995	B	104 kW	713	51
THEMA (834_) 2000 i.e. 16V Turbo (834AL)	834 C1.246	04.89 - 05.92	1995	B	130 kW	713	51
THEMA (834_) 2000 i.e. Turbo (834C)	834 C.000	11.84 - 12.89	1995	B	122 kW	713	50
THEMA (834_) 2000 i.e. Turbo (834CV)	834 C.146	07.86 - 05.90	1995	B	110 kW	713	50
THEMA (834_) 2500 Turbo D (834D)	8144.91	11.84 - 09.88	2445	D	74 kW	716	72
THEMA (834_) 2500 Turbo DS (834AE)	8144.97	06.88 - 05.92	2499	D	85 kW	717	73
THEMA (834_) 2500 Turbo DS (834AM)	8144.97S	05.88 - 07.92	2500	D	77 kW	716	72
THEMA (834_) 2500 Turbo DS (834FE, 834LE)	8144.97 Y	05.92 - 07.94	2500	D	85 kW	717	73
THEMA (LX_) 3.6 (48, LX)	ERB	09.11 - 10.14	3604	B	210 kW	717	76
THEMA (LX_) 3.6 4WD (LX, 48)	ERB	09.11 - 10.14	3604	B	210 kW	717	76
THEMA SW (834_) 2000 16V (834FA)	834 F1.000	05.92 - 07.94	1995	B	112 kW	712	43
THEMA SW (834_) 2000 Turbo (834.FA, 834.BV, 834.CV)	834 C.146	12.88 - 03.92	1995	B	110 kW	713	50
THEMA SW (834_) 2000 Turbo 16V (834GC, 834FC)	834 F2.000	11.92 - 07.94	1995	B	148 kW	712	43
THEMA SW (834_) 2000 i.e. 16V (834AA)	834 B2.000	05.89 - 08.92	1995	B	108 kW	713	52
THEMA SW (834_) 2000 i.e. 16V (834AI)	834 B2.246	02.89 - 05.92	1995	B	104 kW	713	51

			<b>ccm</b>		<b>kw</b>		<b>1 POS</b>
THEMA SW (834_) 2000 i.e. 16V Turbo (834AC)	834 C1.000	12.88 - 06.90	1995	B	133 kW	713	51
THEMA SW (834_) 2000 i.e. 16V Turbo (834AL)	834 C1.246	04.89 - 03.93	1995	B	130 kW	713	51
THEMA SW (834_) 2000 i.e. Turbo (834.05)	834 C.000	06.87 - 07.94	1995	B	122 kW	713	50
THEMA SW (834_) 2500 Turbo DS (834AE)	8144.97	06.88 - 05.92	2499	D	85 kW	717	73
THEMA SW (834_) 2500 Turbo DS (834AM)	8144.97S	05.88 - 07.92	2500	D	77 kW	716	72
THEMA SW (834_) 2500 Turbo DS (834D)	8144.91	03.87 - 09.90	2445	D	74 kW	716	72
THEMA SW (834_) 2500 Turbo DS (834FE, 834LE)	8144.97 Y	09.92 - 07.94	2500	D	85 kW	717	73
THESIS (841_) 2.0 Turbo (841AXA1B03)	841 E.000	07.02 - 07.09	1998	B	136 kW	710	29
THESIS (841_) 2.4 (841AXB1B00)	841 D.000	07.02 - 07.09	2446	B	125 kW	712	41
THESIS (841_) 2.4 JTD (841.AXE1B0, 841.AXH110)	841 G.000	05.03 - 07.09	2387	D	129 kW	709	27
THESIS (841_) 2.4 JTD (841.AXE1B0, 841.AXH110)	841 N.000	09.03 - 07.09	2387	D	120 kW	709	27
THESIS (841_) 2.4 JTD (841AXD1B02)	841 C.000	07.02 - 07.09	2387	D	110 kW	710	31
THESIS (841_) 3.0 V6 (841AXC1101)	841 A.000	07.02 - 07.09	2959	B	158 kW	717	74
THESIS (841_) 3.2 V6 (841.AXF110)	841 L.000	05.03 - 07.09	3179	B	169 kW	717	74
TREVI (828_) 1600 (828DB03)	828 B.000	05.80 - 01.87	1585	B	74 kW	712	44
TREVI (828_) 2000 (828.DB1)	828 B1.000	05.80 - 10.84	1995	B	85 kW	712	45
TREVI (828_) 2000 Volumex (828DB17)	828 B7.000	08.83 - 05.85	1995	B	99 kW	712	46
TREVI (828_) 2000 i.e. (828DB13)	828 B4.000	05.80 - 01.87	1995	B	90 kW	712	44
VOYAGER Großraumlimousine (404_) 2.8 CRD (RT, 53)	ENS	09.11 - 12.14	2776	D	120 kW	717	75
VOYAGER Großraumlimousine (404_) 2.8 CRD (RT, 53)	ENS	08.13 - 12.14	2776	D	130 kW	717	75
VOYAGER Großraumlimousine (404_) 2.8 CRD (RT, 53)	ENS	07.12 - 12.14	2776	D	131 kW	717	75
VOYAGER Großraumlimousine (404_) 3.6 V6 (RT, 53)	ERB	09.11 - 12.14	3604	B	208 kW	717	76
VOYAGER Großraumlimousine (404_) 3.6 V6 LPG (53)	ERB	01.14 - 12.14	3604	B/G	208 kW	717	76
Y (840_) 1.1 (840AE)	176 B2.000	11.95 - 09.03	1108	B	40 kW	707	8
Y (840_) 1.2 (840AA, 840AF1A)	188 A4.000	03.96 - 09.03	1242	B	44 kW	707	13
Y (840_) 1.2 (840AA, 840AF1A)	840 A3.000	03.96 - 09.03	1242	B	44 kW	708	14
Y (840_) 1.2 16V (840AD)	176 B9.000	04.97 - 09.03	1242	B	63 kW	707	12
Y (840_) 1.2 16V (840AG1A)	188 A5.000	10.00 - 09.03	1242	B	59 kW	707	12
Y (840_) 1.4 12V (840AB)	840 A2.000	10.96 - 09.03	1370	B	59 kW	710	34
Y (840_) 1.4 12V (840AC)	840 A4.000	03.96 - 09.03	1370	B	55 kW	710	34
Y10 (156_) 1.0 (156C)	156 A.000	03.85 - 07.89	1049	B	41 kW	708	19
Y10 (156_) 1.0 Fire (156AA)	156 A2.000	03.85 - 06.89	999	B	33 kW	706	6
Y10 (156_) 1.0 Fire (156AA, 156AD)	156 A2.000	03.85 - 02.90	999	B	37 kW	706	6
Y10 (156_) 1.0 Fire (156B, 156AD)	156 A2.100	06.85 - 06.91	999	B	32 kW	707	7
Y10 (156_) 1.0 Fire Allrad (156.AD)	156 A2.100	12.86 - 02.89	999	B	32 kW	707	7
Y10 (156_) 1.0 Fire Allrad (156AA)	156 A2.000	12.87 - 02.90	999	B	37 kW	706	6
Y10 (156_) 1.0 Fire Allrad (156AE)	156 A2.000	12.87 - 02.92	999	B	33 kW	706	6
Y10 (156_) 1.0 Fire Allrad (156AE)	156 A2.246	12.87 - 02.92	999	B	33 kW	706	6
Y10 (156_) 1.0 Fire Catalytic-Conv (156AE)	156 A2.246	10.87 - 02.92	999	B	33 kW	706	6
Y10 (156_) 1.1 Fire (156AG)	176 B2.000	01.95 - 12.95	1108	B	40 kW	707	8
Y10 (156_) 1.1 Fire Allrad (156AG)	176 B2.000	01.95 - 12.95	1108	B	40 kW	707	8
Y10 (156_) 1.1 i.e Fire (156AC)	156 C.000	08.89 - 06.92	1108	B	42 kW	707	10
Y10 (156_) 1.1 i.e Fire Allrad (156AC)	156 C.000	08.89 - 06.92	1108	B	42 kW	707	10
Y10 (156_) 1.1 i.e. Fire (156AG)	156 C.046	07.89 - 09.95	1108	B	37 kW	707	10
Y10 (156_) 1.1 i.e. Fire Allrad (156AG)	156 C.046	09.92 - 12.95	1108	B	37 kW	707	10
Y10 (156_) 1.3 i.e. (156AB)	156 B.000	11.87 - 05.93	1301	B	56 kW	708	20
Y10 (156_) 1.3 i.e. (156AF)	146 A 5.046	02.89 - 12.95	1297	B	53 kW	708	18
Y10 (156_) 1.3 i.e. (156AF)	156 B.000	02.89 - 12.95	1301	B	53 kW	708	20
YPSILON (312_) 1.2 (312.PXA1A, 312.YXA1A)	169 A4.000	05.11	1242	B	51 kW	707	11
YPSILON (312_) 1.2 Bi-fuel (312.YXA1A)	169 A4.000	05.11	1242	B/G	49 kW	707	11
YPSILON (312_) 1.2 Bi-fuel (312.YXA1A)	169 A4.000	05.11	1242	B/G	51 kW	707	11
YPSILON (312_) 1.3 D Multitjet (312.YXE1A, 312.YXU1A)	199 B1.000	05.11 - 08.18	1248	D	70 kW	706	4
YPSILON (843_) 1.2 (843.AXA1A)	188 A4.000	10.03 - 12.11	1242	B	44 kW	707	13
YPSILON (843_) 1.2 (843.AXB1A)	188 A5.000	10.03 - 12.11	1242	B	59 kW	707	12
YPSILON (843_) 1.2 (843.AXL1A)	169 A4.000	08.10 - 12.11	1242	B	51 kW	707	11
YPSILON (843_) 1.3 D Multitjet (843.AXE11, 843.AXE1A)	199 A3.000	09.06 - 12.11	1248	D	66 kW	706	4
YPSILON (843_) 1.3 D Multitjet (843.AXF11, 843.AXF1A, 843.AXM11,...)	199 A2.000	09.06 - 12.11	1248	D	55 kW	706	5
YPSILON (843_) 1.3 D Multitjet (843.AXF11, 843.AXF1A, 843.AXM11,...)	199 A9.000	09.06 - 12.11	1248	D	55 kW	706	4
YPSILON (843_) 1.3 D Multitjet (843.AXH1A, 843.AXE1A)	199 A3.000	05.07 - 12.11	1248	D	77 kW	706	4
YPSILON (843_) 1.3 JTD (843.AXD11, 843.AXD1A)	188 A9.000	10.03 - 12.11	1248	D	51 kW	706	5
YPSILON (843_) 1.4 (843.AXG1A)	350 A1.000	02.06 - 12.11	1368	B	57 kW	708	16
YPSILON (843_) 1.4 16V (843.AXC11, 843.AXC1B, 843.AXC1A)	843 A 1.000	10.03 - 12.11	1368	B	70 kW	708	17





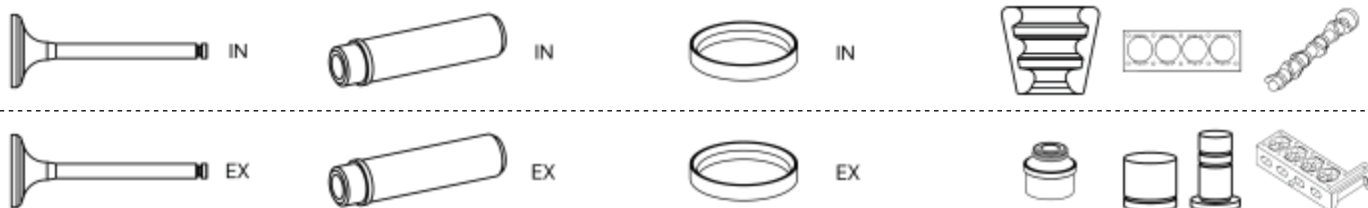
							
YPSILON (843_) 1.4 LPG (843.AXG1A)	350 A1.000	11.10 - 12.11	1368	B/G	57 kW	708	16
ZETA (22_) 2.0 16V (220AL5)	RFV (XU10J4R)	05.98 - 07.00	1998	B	97 kW	715	63
ZETA (22_) 2.0 16V (220AQ5, 220AQ4)	RFN	07.00 - 09.02	1997	B	100 kW	714	56
ZETA (22_) 2.0 JTD (220.AR5, 220.AN5)	RHW (DW10ATED4)	09.99 - 09.02	1997	D	80 kW	714	54
ZETA (22_) 2.0 JTD (220.AR5, 220.AN5)	RHZ (DW10ATED)	09.99 - 09.02	1997	D	80 kW	714	55
ZETA (22_) 2.0 JTD 16V (220.AR5OOL)	RHW (DW10ATED4)	04.01 - 10.03	1997	D	81 kW	714	54
ZETA (22_) 2.0 Turbo (220AD5, 220CD5)	RGX (XU10J2TE)	05.95 - 09.02	1998	B	108 kW	715	64
ZETA (22_) 2.1 TD (220AJ5)	P 8 C	05.96 - 09.99	2088	D	80 kW	715	61

ENGINE			ccm	kW			1 POS	ENGINE			ccm	kW			1 POS
138 C2.048	86,400	4	1498	55 kW	B	716	66	831 B6.000	84,000	4	1585	71 - 73 kW	B	713	49
146 A 5.046	76,000	4	1297	53 kW	B	708	18	831 B7.000	84,000	4	1585	80 kW	B	713	49
156 A.000	76,100	4	1049	40 - 41 kW	B	708	19	831 B7.046	84,000	4	1585	97 kW	B	713	49
156 A2.000	70,000	4	999	33 - 37 kW	B	706	6	831 B8.000	80,000	4	1116	47 kW	B	709	24
156 A2.048	70,000	4	999	32 kW	B	707	7	831 C5.000	84,000	4	1995	133 kW	B	713	50
156 A2.100	70,000	4	999	32 kW	B	707	7	831 C5.046	84,000	4	1995	130 kW	B	713	50
156 A2.146	70,000	4	999	33 kW	B	707	9	831 D.000	82,600	4	1911	48 kW	D	711	36
156 A2.246	70,000	4	999	33 kW	B	706	6	831 D1.000	82,600	4	1929	48 - 59 kW	D	711	37
156 A2.256	70,000	4	999	33 kW	B	707	9	831 D5.000	84,000	4	1995	144 kW	B	713	51
156 B.000	76,100	4	1301	53 - 56 kW	B	708	20	831 E5.000	84,000	4	1995	151 - 158 kW	B	713	51
156 C.000	70,000	4	1108	42 kW	B	707	10	831 E5.046	84,000	4	1995	155 kW	B	713	51
156 C.046	70,000	4	1108	37 - 40 kW	B	707	10	834 A4.000	84,000	4	1995	151 kW	B	713	51
169 A4.000	70,800	4	1242	49 - 51 kW	B	707	11	834 B.000	84,000	4	1995	88 kW	B	713	49
169 A5.000	69,600	4	1248	55 kW	D	706	5	834 B.048	84,000	4	1995	83 - 85 kW	B	713	49
175 A3.000	82,000	5	1998	162 kW	B	710	28	834 B.146	84,000	4	1995	85 kW	B	713	49
175 A4.000	84,000	4	1995	142 kW	B	712	43	834 B1.000	84,000	4	1995	86 kW	B	713	49
176 B2.000	70,000	4	1108	40 kW	B	707	8	834 B2.000	84,000	4	1995	108 kW	B	713	52
176 B9.000	70,800	4	1242	63 kW	B	707	12	834 B2.246	84,000	4	1995	104 kW	B	713	51
182 A2.000	82,000	4	1747	66 - 83 kW	B	710	29	834 C.000	84,000	4	1995	122 kW	B	713	50
182 A4.000	86,400	4	1581	76 kW	B	715	65	834 C.146	84,000	4	1995	110 kW	B	713	50
182 A6.000	86,400	4	1581	66 kW	B	716	67	834 C1.000	84,000	4	1995	133 kW	B	713	51
182 B6.000	80,500	4	1596	76 kW	B	709	25	834 C1.246	84,000	4	1995	130 kW	B	713	51
182 B7.000	82,000	5	1998	113 kW	B	710	29	834 F1.000	84,000	4	1995	110 - 112 kW	B	712	43
183 A1.000	82,000	4	1747	96 kW	B	710	29	834 F2.000	84,000	4	1995	148 kW	B	712	43
185 A8.000	82,000	5	1998	110 kW	B	710	30	835 A1.000	86,400	4	1581	65 - 66 kW	B	716	66
188 A4.000	70,800	4	1242	44 kW	B	707	13	835 A2.000	84,000	4	1756	80 kW	B	713	50
188 A5.000	70,800	4	1242	59 kW	B	707	12	835 A2.046	84,000	4	1756	74 - 77 kW	B	713	50
188 A9.000	69,600	4	1248	51 kW	D	706	5	835 A4.000	82,600	4	1929	66 kW	D	711	38
188 B2.000	82,000	4	1910	74 kW	D	710	31	835 A5.046	84,000	4	1995	82 - 83 kW	B	713	50
192 A2.000	83,000	5	2446	125 kW	B	712	41	835 A7.000	84,000	4	1995	121 kW	B	713	50
192 B2.000	72,000	4	1368	66 kW	B	708	17	835 A7.046	84,000	4	1995	124 kW	B	713	50
198 A1.000	72,000	4	1368	110 kW	B	708	15	835 C2.000	84,000	4	1756	76 kW	B	713	50
198 A2.000	79,500	4	1598	88 kW	D	708	21	835 C4.000	84,000	4	1756	66 kW	B	713	50
198 A4.000	72,000	4	1368	88 kW	B/G	708	15	836 A2.000	84,000	4	1995	137 kW	B	712	43
198 A5.000	83,000	4	1956	121 kW	D	711	39	836 A3.000	84,000	4	1995	102 - 108 kW	B	712	42
199 A2.000	69,600	4	1248	55 kW	D	706	5	836 A5.000	84,000	4	1756	74 kW	B	713	50
199 A3.000	69,600	4	1248	66 - 77 kW	D	706	4	836 A6.000	84,000	4	1756	66 kW	B	713	50
199 A9.000	69,600	4	1248	55 kW	D	706	4	836 C4.000	84,000	4	1756	66 kW	B	713	50
199 B1.000	69,600	4	1248	57 - 70 kW	D	706	4	838 A1.000	82,000	5	1998	107 kW	B	710	30
350 A1.000	72,000	4	1368	55 - 57 kW	B	708	16	838 A2.000	83,000	5	2446	129 kW	B	712	41
350 A2.000	79,500	4	1598	85 - 88 kW	D	709	22	838 A2.027	83,000	5	2446	129 kW	B	712	41
4HP	85,000	4	2179	120 kW	D	714	59	838 A3.000	82,000	5	2387	91 kW	D	710	32
4HR	85,000	4	2179	120 kW	D	714	59	838 A4.000	84,000	4	1995	151 kW	B	712	42
4HT	85,000	4	2179	125 kW	D	715	60	838 A6.000	82,000	5	1998	114 kW	B	710	29
4HW (DW12ATED4)	85,000	4	2179	94 kW	D	714	57	838 A7.000	82,000	5	2387	91 kW	D	710	32
8144. 97S	93,000	4	2500	77 kW	D	716	72	838 A8.000	82,000	5	2387	100 kW	D	710	31
8144.91	93,000	4	2445	74 kW	D	716	72	838 B.000	93,000	6	2959	150 kW	B	717	74
8144.97 Y	93,000	4	2500	85 kW	D	717	73	839 A4.000	82,000	4	1747	96 kW	B	710	29
8144.97.2200	93,000	4	2499	85 - 87 kW	D	716	70	839 A5.000	82,000	5	2387	96 - 99 kW	D	710	31
8144.97.2400	93,000	4	2499	83 - 87 kW	D	716	71	839 A6.000	82,000	5	2387	103 kW	D	709	26
8144.97	93,000	4	2499	85 kW	D	717	73	839 A7.000	82,000	4	1747	96 kW	B	710	29
828 B.000	84,000	4	1585	74 kW	B	712	44	839 A9.000	82,000	4	1747	96 kW	B	710	33
828 B1.000	84,000	4	1995	85 - 90 kW	B	712	45	840 A2.000	82,000	4	1370	55 - 59 kW	B	710	34
828 B2.000	84,000	4	1995	90 kW	B	712	46	840 A3.000	70,800	4	1242	44 kW	B	708	14
828 B4.000	84,000	4	1995	90 kW	B	712	44	840 A4.000	82,000	4	1370	55 kW	B	710	34
828 B7.000	84,000	4	1995	99 kW	B	712	46	841 A.000	93,000	6	2959	158 kW	B	717	74
831 A1.000	86,400	4	1498	63 kW	B	716	66	841 C.000	82,000	5	2387	110 kW	D	710	31
831 A2.000	86,400	4	1301	55 - 58 kW	B	716	66	841 D.000	83,000	5	2446	125 kW	B	712	41
831 A4.000	84,000	4	1585	77 kW	B	713	47	841 E.000	82,000	5	1998	136 kW	B	710	29
831 B.000	86,400	4	1301	55 kW	B	716	66	841 G.000	82,000	5	2387	129 kW	D	709	27
831 B4.000	84,000	4	1995	85 kW	B	713	48	841 H.000	82,000	5	2387	129 kW	D	709	27
831 B5.000	84,000	4	1995	122 kW	B	713	50	841 L.000	93,000	6	3179	169 kW	B	717	74





ENGINE			ccm	kW			1 POS	ENGINE			ccm	kW			1 POS
841 N.000	82,000	5	2387	120 kW	D	709	27	AR 37101	82,000	4	1910	80 - 85 kW	D	710	31
843 A 1.000	72,000	4	1368	70 kW	B	708	17	ENS	94,000	4	2776	120 - 131 kW	D	717	75
844 A2.000	83,000	4	1956	120 kW	D	711	39	ERB	96,000	6	3604	203 - 210 kW	B	717	76
937 A2.000	82,000	4	1910	85 kW	D	710	31	ES9 J4S	87,000	6	2946	150 kW	B	716	69
937 A5.000	82,000	4	1910	110 kW	D	711	35	P 8 C	85,000	4	2088	80 kW	D	715	61
939 B1.000	83,000	4	1742	147 kW	B	712	40	RFN (EW10J4)	85,000	4	1997	100 kW	B	714	58
944 A 3.000	79,500	4	1598	77 kW	D	708	21	RFN	85,000	4	1997	100 kW	B	714	56
955 A4.000	79,500	4	1598	85 kW	D	709	23	RFV (XU10J4R)	86,000	4	1998	97 kW	B	715	63
A112 A.000	65,000	4	903	21 - 32 kW	B	706	1	RGX (XU10J2TE)	86,000	4	1998	108 kW	B	715	64
A112 A2.000	67,200	4	1050	51 kW	B	706	2	RHK (DW10UTED4)	85,000	4	1997	79 - 88 kW	D	715	62
A112 A5.000	65,000	4	903	29 - 31 kW	B	706	1	RHM (DW10ATED4)	85,000	4	1997	79 kW	D	713	53
A112 B1.000	67,200	4	965	35 kW	B	706	3	RHR (DW10BTED4)	85,000	4	1997	100 kW	D	715	62
A112 B2.000	65,000	4	903	29 - 32 kW	B	706	1	RHW (DW10ATED4)	85,000	4	1997	80 - 81 kW	D	714	54
AR 32302	82,000	4	1910	77 kW	D	710	31	RHZ (DW10ATED)	85,000	4	1997	80 kW	D	714	55
AR 32501	82,000	5	2387	99 - 100 kW	D	710	31	XFW	87,000	6	2946	150 - 152 kW	B	716	68



## 65,000 mm

1

A112 A.000 , A112 A5.000 , A112 B2.000 ,

**882040-4**

13,00 x 7,00 x 42,20 | IN | EX

**915001-8**

Ø 7,00

## 67,200 mm

2

A112 A2.000 ,

**915001-8**

Ø 7,00

## 67,200 mm

3

A112 B1.000 ,

**852023-4**

29,00 x 7,00 x 95,10 x 45°

**882040-4**

13,00 x 7,00 x 42,20 | IN | EX

**862024-4**

26,00 x 7,00 x 95,70 x 45°

**915001-8**

Ø 7,00

## 69,600 mm

4

199 A3.000 , 199 A9.000 , 199 B1.000 ,

**852011-4**

21,90 x 6,00 x 109,20 x 45°

**882078-4**

10,035 x 6,00 x 43,00 | IN | EX

**M-6**

**882102-4**

13,57 x 8,00 x 67,90 | IN | EX

**862096-4**

22,50 x 6,00 x 109,20 x 45°

## 69,600 mm

5

169 A5.000 , 188 A9.000 , 199 A2.000 ,

**852011-4**

21,90 x 6,00 x 109,20 x 45°

**882078-4**

10,035 x 6,00 x 43,00 | IN | EX

**M-6**

**882102-4**

13,57 x 8,00 x 67,90 | IN | EX

**862012-4**

21,90 x 6,00 x 109,20 x 45°

## 70,000 mm

6

156 A2.000 , 156 A2.246 ,

**852001-4**

30,50 x 7,00 x 97,10 x 45°

**882040-4**

13,00 x 7,00 x 42,20 | IN | EX

**862002-4**

27,50 x 7,00 x 97,10 x 45°

**915001-8**

Ø 7,00



## 70,000 mm

7

156 A2.048 , 156 A2.100 ,

882040-4

13,00 x 7,00 x 42,20 | IN | EX

915001-8

Ø 7,00

## 70,000 mm

8

176 B2.000 ,

852005-4

31,50 x 7,00 x 97,00 x 45°

882040-4

13,00 x 7,00 x 42,20 | IN | EX

862002-4

27,50 x 7,00 x 97,10 x 45°

915001-8

Ø 7,00

## 70,000 mm

9

156 A2.146 , 156 A2.256 ,

915001-8

Ø 7,00

## 70,000 mm

10

156 C.000 , 156 C.046 ,

882040-4

13,00 x 7,00 x 42,20 | IN | EX

862002-4

27,50 x 7,00 x 97,10 x 45°

915001-8

Ø 7,00

## 70,800 mm

11

169 A4.000 ,

M-5

## 70,800 mm

12

176 B9.000 , 188 A5.000 ,

852015-4

26,80 x 6,00 x 95,00 x 45°

862016-4

22,40 x 6,00 x 96,20 x 45°

## 70,800 mm

13

188 A4.000 ,

852005-4

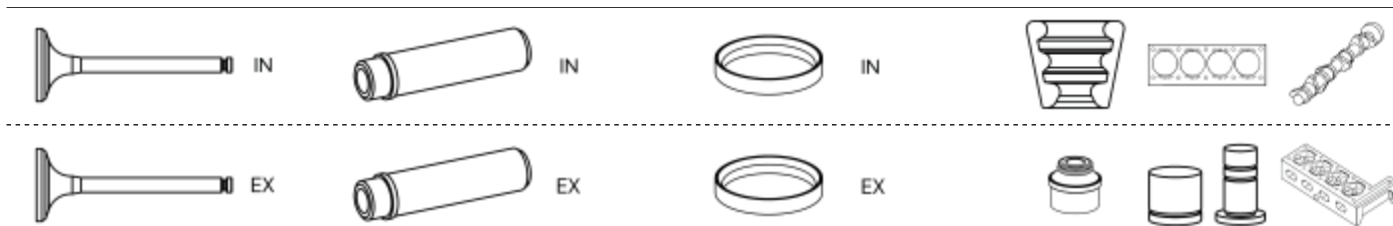
31,50 x 7,00 x 97,00 x 45°

882040-4

13,00 x 7,00 x 42,20 | IN | EX

915001-8

Ø 7,00



<b>70,800 mm</b>		<b>14</b>
------------------	--	-----------

840 A3.000 ,

**882040-4**  
13,00 x 7,00 x 42,20 | IN | EX

**915001-8**  
Ø 7,00

<b>72,000 mm</b>		<b>15</b>
------------------	--	-----------

198 A1.000 , 198 A4.000 ,

**M-6**

<b>72,000 mm</b>		<b>16</b>
------------------	--	-----------

350 A1.000 ,

**M-5**

<b>72,000 mm</b>		<b>17</b>
------------------	--	-----------

192 B2.000 , 843 A 1.000 ,

**852015-4**  
26,80 x 6,00 x 95,00 x 45°

**862016-4**  
22,40 x 6,00 x 96,20 x 45°

<b>76,000 mm</b>		<b>18</b>
------------------	--	-----------

146 A 5.046 ,

**882059-4**  
13,07 x 8,00 x 60,00 | IN | EX

<b>76,100 mm</b>		<b>19</b>
------------------	--	-----------

156 A.000 ,

**882040-4**  
13,00 x 7,00 x 42,20 | IN | EX

**912801-8**  
Ø 8,00

<b>76,100 mm</b>		<b>20</b>
------------------	--	-----------

156 B.000 ,

**882059-4**  
13,07 x 8,00 x 60,00 | IN | EX

<b>79,500 mm</b>		<b>21</b>
------------------	--	-----------

198 A2.000 , 944 A 3.000 ,

**M-5**

**863532-4**  
24,30 x 5,00 x 114,40 x 45°



## 79,500 mm

22

350 A2.000 ,

853531-4

27,90 x 5,00 x 114,40 x 45°

M-6

M-5

863532-4

24,30 x 5,00 x 114,40 x 45°

## 79,500 mm

23

955 A4.000 ,

M-5

863532-4

24,30 x 5,00 x 114,40 x 45°

973801-8

Hydro

## 80,000 mm

24

831 B8.000 ,

912801-8

Ø 8,00

## 80,500 mm

25

182 B6.000 ,

852074-4

30,40 x 7,00 x 102,50 x 45°

882040-4

13,00 x 7,00 x 42,20 | IN | EX

862075-4

30,10 x 7,00 x 102,50 x 45°

915001-8

Ø 7,00

974001-8

Hydro

## 82,000 mm

26

839 A6.000 ,

852047-4

35,60 x 8,00 x 115,00 x 45°

M-8

853531-4

27,90 x 5,00 x 114,40 x 45°

862048-4

34,60 x 8,00 x 115,00 x 45°

## 82,000 mm

27

841 G.000 , 841 H.000 , 841 N.000 ,

853531-4

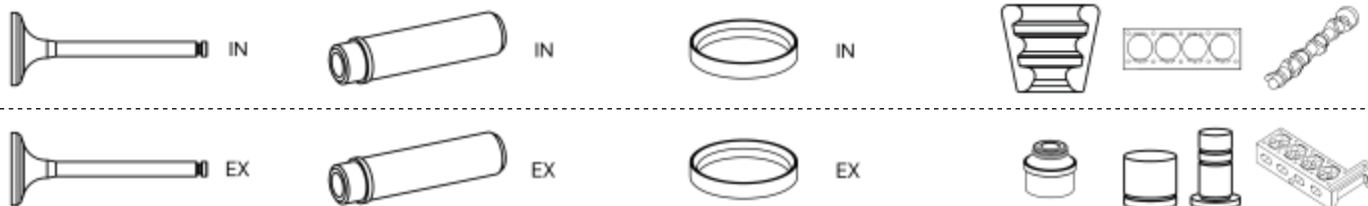
27,90 x 5,00 x 114,40 x 45°

M-6

M-5

863532-4

24,30 x 5,00 x 114,40 x 45°



<b>82,000 mm</b>	<b>28</b>
------------------	-----------

175 A3.000 ,

**852088-4**

30,00 x 7,00 x 113,20 x 45°

**M-7**

**862090-4**

26,00 x 7,00 x 108,80 x 45°

**915001-8**

Ø 7,00

**974001-8**

Hydro

<b>82,000 mm</b>	<b>29</b>
------------------	-----------

182 A2.000 , 182 B7.000 , 183 A1.000 , 838 A6.000 , 839 A4.000 , 839 A7.000 , 841 E.000 ,

**852043-4**

33,50 x 7,00 x 113,00 x 45°

**M-7**

**862044-4**

28,20 x 7,00 x 108,50 x 45°

**915001-8**

Ø 7,00

**974001-8**

Hydro

<b>82,000 mm</b>	<b>30</b>
------------------	-----------

185 A8.000 , 838 A1.000 ,

**852043-4**

33,50 x 7,00 x 113,00 x 45°

**M-7**

**852088-4**

30,00 x 7,00 x 113,20 x 45°

**862044-4**

28,20 x 7,00 x 108,50 x 45°

**915001-8**

Ø 7,00

**974001-8**

Hydro

**862090-4**

26,00 x 7,00 x 108,80 x 45°

<b>82,000 mm</b>	<b>31</b>
------------------	-----------

188 B2.000 , 838 A8.000 , 839 A5.000 , 841 C.000 , 937 A2.000 , AR 32302 , AR 32501 , AR 37101 ,

**852047-4**

35,60 x 8,00 x 115,00 x 45°

**M-8**

**862048-4**

34,60 x 8,00 x 115,00 x 45°

<b>82,000 mm</b>	<b>32</b>
------------------	-----------

838 A3.000 , 838 A7.000 ,

**852045-4**

37,50 x 8,00 x 114,26 x 45°

**M-8**

**862046-4**

31,00 x 8,00 x 114,26 x 45°

<b>82,000 mm</b>	<b>33</b>
------------------	-----------

839 A9.000 ,

**915001-8**

Ø 7,00

**974001-8**

Hydro

<b>82,000 mm</b>	<b>34</b>
------------------	-----------

840 A2.000 , 840 A4.000 ,

**862073-4**

35,60 x 7,00 x 110,00 x 45°

**915001-8**

Ø 7,00



## 82,000 mm

35

937 A5.000 ,

**853531-4**

27,90 x 5,00 x 114,40 x 45°

M-6

M-5

**863532-4**

24,30 x 5,00 x 114,40 x 45°

**973801-8**

Hydro

## 82,600 mm

36

831 D.000 ,

**852037-4**

37,50 x 8,00 x 116,80 x 45°

**852039-4**

37,50 x 8,00 x 117,00 x 45°

**862040-4**

33,50 x 8,00 x 117,00 x 45°

## 82,600 mm

37

831 D1.000 ,

**852037-4**

37,50 x 8,00 x 116,80 x 45°

**880222-4**

12,06 x 8,00 x 36,50 | IN | EX

**852039-4**

37,50 x 8,00 x 117,00 x 45°

**882047-4**

14,07 x 8,00 x 46,00 | IN | EX

**862040-4**

33,50 x 8,00 x 117,00 x 45°

## 82,600 mm

38

835 A4.000 ,

**852037-4**

37,50 x 8,00 x 116,80 x 45°

**852039-4**

37,50 x 8,00 x 117,00 x 45°

**862038-4**

33,50 x 8,00 x 117,00 x 45°

**862040-4**

33,50 x 8,00 x 117,00 x 45°

## 83,000 mm

39

198 A5.000 , 844 A2.000 ,

**853531-4**

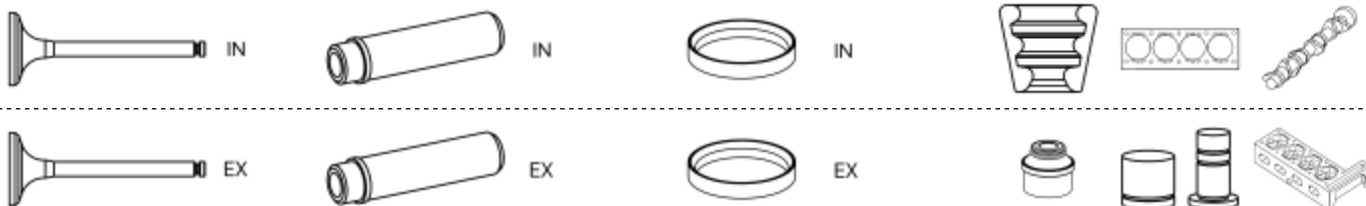
27,90 x 5,00 x 114,40 x 45°

M-6

M-5

**863532-4**

24,30 x 5,00 x 114,40 x 45°



## 83,000 mm

40

939 B1.000 ,

973801-8

Hydro

## 83,000 mm

41

192 A2.000 , 838 A2.000 , 838 A2.027 , 841 D.000 ,

852043-4

M-7

33,50 x 7,00 x 113,00 x 45°

862044-4

915001-8

974001-8

28,20 x 7,00 x 108,50 x 45°

Ø 7,00

Hydro

## 84,000 mm

42

836 A3.000 , 838 A4.000 ,

852090-4

882042-4

R-7

34,50 x 7,00 x 127,80 x 45°

14,04 x 7,00 x 51,30 | IN | EX

862091-4

915001-8

28,50 x 7,00 x 125,70 x 45°

Ø 7,00

## 84,000 mm

43

175 A4.000 , 834 F1.000 , 834 F2.000 , 836 A2.000 ,

852090-4

882042-4

R-7

34,50 x 7,00 x 127,80 x 45°

14,04 x 7,00 x 51,30 | IN | EX

915001-8

Ø 7,00

## 84,000 mm

44

828 B.000 , 828 B4.000 ,

852012-4

882046-4

41,90 x 8,00 x 160,30 x 45°

14,06 x 8,00 x 42,00 | IN | EX

## 84,000 mm

45

828 B1.000 ,

852012-4

882046-4

41,90 x 8,00 x 160,30 x 45°

14,06 x 8,00 x 42,00 | IN | EX

912801-8

Ø 8,00

## 84,000 mm

46

828 B2.000 , 828 B7.000 ,

912801-8

Ø 8,00





## 84,000 mm

**47**

831 A4.000 ,

**852012-4****882046-4**

41,90 x 8,00 x 160,30 x 45°

14,06 x 8,00 x 42,00 | IN | EX

**862013-4**

36,00 x 8,00 x 105,90 x 45°

## 84,000 mm

**48**

831 B4.000 ,

**882046-4**

14,06 x 8,00 x 42,00 | IN | EX

**862013-4**

36,00 x 8,00 x 105,90 x 45°

**973501-8**

Hydro

## 84,000 mm

**49**

831 B6.000 , 831 B7.000 , 831 B7.046 , 834 B.000 , 834 B.048 , 834 B.146 , 834 B1.000 ,

**882046-4**

14,06 x 8,00 x 42,00 | IN | EX

**862013-4**

36,00 x 8,00 x 105,90 x 45°

## 84,000 mm

**50**

831 B5.000 , 831 C5.000 , 831 C5.046 , 834 C.000 , 834 C.146 , 835 A2.000 , 835 A2.046 , 835 A5.046 , 835 A7.000 , 835 A7.046 , 835 C2.000 , 835 C4.000 , 836 A5.000 , 836 A6.000 , 836 C4.000 ,

**882046-4**

14,06 x 8,00 x 42,00 | IN | EX

## 84,000 mm

**51**

831 D5.000 , 831 E5.000 , 831 E5.046 , 834 A4.000 , 834 B2.246 , 834 C1.000 , 834 C1.246 ,

**915001-8**

Ø 7,00

## 84,000 mm

**52**

834 B2.000 ,

**882042-4**

14,04 x 7,00 x 51,30 | IN | EX

**R-7****862091-4**

28,50 x 7,00 x 125,70 x 45°

**915001-8**

Ø 7,00

## 85,000 mm

**53**

RHM (DW10ATED4) ,

**853770-4****883704-4****M-6**

29,90 x 6,00 x 106,00 x 45°

10,52 x 6,00 x 41,50 | IN | EX

**853772-4**

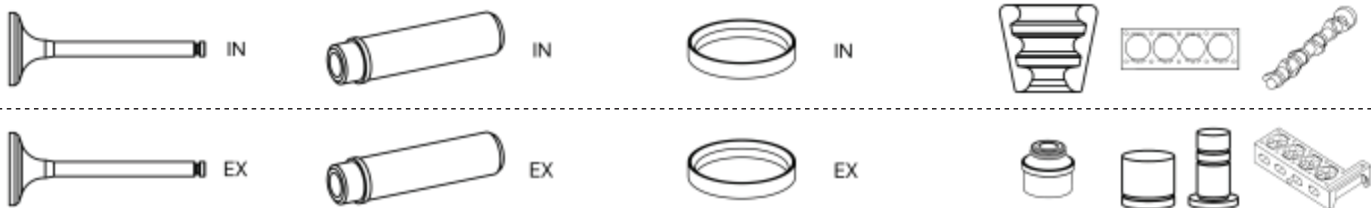
30,00 x 6,00 x 105,00 x 45°

**863771-4**

25,00 x 6,00 x 106,25 x 45°

**863773-4**

25,10 x 6,00 x 105,10 x 45°



<b>85,000 mm</b>	<b>54</b>
------------------	-----------

RHW (DW10ATED4) ,	
<b>853770-4</b>	<b>883704-4</b> <span style="float: right; background-color: #f08080; padding: 2px;"><b>M-6</b></span>
29,90 x 6,00 x 106,00 x 45°	10,52 x 6,00 x 41,50   IN   EX
<b>853772-4</b>	
30,00 x 6,00 x 105,00 x 45°	
<b>863771-4</b>	<b>973801-8</b>
25,00 x 6,00 x 106,25 x 45°	Hydro
<b>863773-4</b>	
25,10 x 6,00 x 105,10 x 45°	

<b>85,000 mm</b>	<b>55</b>
------------------	-----------

RHZ (DW10ATED) ,	
<b>853768-4</b>	<b>883704-4</b> <span style="float: right; background-color: #f08080; padding: 2px;"><b>511105-1</b></span>
35,60 x 6,00 x 107,10 x 45°	10,52 x 6,00 x 41,50   IN   EX
<b>863769-4</b>	<b>915097-8</b> <b>973801-8</b> <b>483713-1</b>
33,90 x 6,00 x 107,00 x 45°	Ø 6,00      Hydro

<b>85,000 mm</b>	<b>56</b>
------------------	-----------

RFN ,	
<b>853715-4</b>	
33,20 x 6,00 x 106,00 x 45°	
<b>862160-4</b>	
32,10 x 8,00 x 109,20 x 45°	
<b>862182-4</b>	
32,10 x 8,00 x 109,00 x 45°	
<b>863716-4</b>	
29,00 x 6,00 x 103,70 x 45°	

<b>85,000 mm</b>	<b>57</b>
------------------	-----------

4HW (DW12ATED4) ,	
<b>853772-4</b>	<b>883704-4</b> <span style="float: right; background-color: #f08080; padding: 2px;"><b>M-6</b></span> <span style="float: right; background-color: #f08080; padding: 2px;"><b>513702-1</b></span>
30,00 x 6,00 x 105,00 x 45°	10,52 x 6,00 x 41,50   IN   EX
	<b>513703-1</b>

<b>863773-4</b>	
25,10 x 6,00 x 105,10 x 45°	

<b>85,000 mm</b>	<b>58</b>
------------------	-----------

RFN (EW10J4) ,	
<b>853715-4</b>	
33,20 x 6,00 x 106,00 x 45°	
<b>863716-4</b>	
29,00 x 6,00 x 103,70 x 45°	

<b>85,000 mm</b>	<b>59</b>
------------------	-----------

4HP , 4HR ,	
	<b>M-6</b>



## 85,000 mm

60

4HT,

883704-4

10,52 x 6,00 x 41,50 | IN | EX

M-6

## 85,000 mm

61

P 8 C,

M-8

863754-4

33,90 x 8,00 x 121,90 x 45°

973715-8

Hydro

## 85,000 mm

62

RHK (DW10UTED4), RHR (DW10BTED4),

853772-4

30,00 x 6,00 x 105,00 x 45°

883704-4

10,52 x 6,00 x 41,50 | IN | EX

M-6

863773-4

25,10 x 6,00 x 105,10 x 45°

## 86,000 mm

63

RFV (XU10J4R),

853745-4

34,60 x 7,00 x 106,40 x 45°

883729-4

12,07 x 7,00 x 40,00 | IN | EX

M-7

853763-4

34,60 x 6,00 x 106,40 x 45°

L-6

863764-4

29,70 x 6,00 x 105,71 x 45°

## 86,000 mm

64

RGX (XU10J2TE),

853747-4

42,60 x 8,00 x 108,80 x 45°

M-8

## 86,400 mm

65

182 A4.000,

852005-4

31,50 x 7,00 x 97,00 x 45°

882040-4

13,00 x 7,00 x 42,20 | IN | EX

852074-4

30,40 x 7,00 x 102,50 x 45°

862075-4

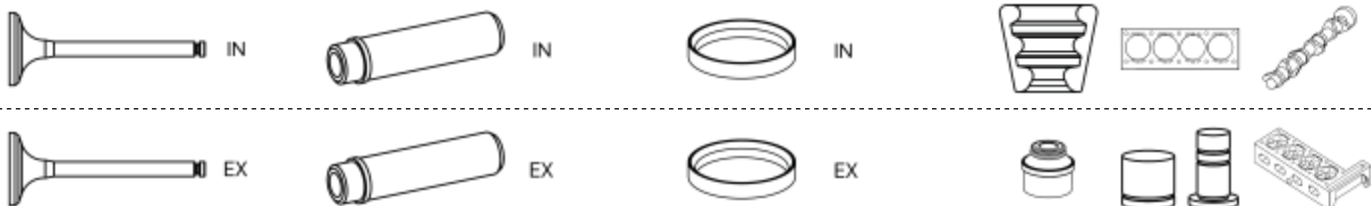
30,10 x 7,00 x 102,50 x 45°

915001-8

Ø 7,00

974001-8

Hydro



## 86,400 mm

66

138 C2.048 , 831 A1.000 , 831 A2.000 , 831 B.000 , 835 A1.000 ,

**880222-4**

12,06 x 8,00 x 36,50 | IN | EX

**882047-4**

14,07 x 8,00 x 46,00 | IN | EX

## 86,400 mm

67

182 A6.000 ,

**852074-4**

30,40 x 7,00 x 102,50 x 45°

**882040-4**

13,00 x 7,00 x 42,20 | IN | EX

**862075-4**

30,10 x 7,00 x 102,50 x 45°

**915001-8**

Ø 7,00

**974001-8**

Hydro

## 87,000 mm

68

XFW ,

**L-6**

**915097-8**

Ø 6,00

## 87,000 mm

69

ES9 J4S ,

**853765-6**

33,80 x 6,00 x 108,00 x 45°

**L-6**

**915097-8**

Ø 6,00

## 93,000 mm

70

8144.97.2200 ,

**852052-4**

41,00 x 8,00 x 120,80 x 30°

**R-8**

## 93,000 mm

71

8144.97.2400 ,

**852052-4**

41,00 x 8,00 x 120,80 x 30°

## 93,000 mm

72

8144. 97S , 8144.91 ,

**852052-4**

41,00 x 8,00 x 120,80 x 30°

**882059-4**

13,07 x 8,00 x 60,00 | IN | EX

**R-8**

**862092-4**

36,00 x 8,00 x 122,00 x 45°



**93,000 mm**

**73**

8144.97 Y , 8144.97 ,

**852052-4**

**882059-4**

**R-8**

41,00 x 8,00 x 120,80 x 30°

13,07 x 8,00 x 60,00 | IN | EX

**862053-4**

34,50 x 8,00 x 122,00 x 45°

**862092-4**

36,00 x 8,00 x 122,00 x 45°

**93,000 mm**

**74**

838 B.000 , 841 A.000 , 841 L.000 ,

**915001-8**

Ø 7,00

**94,000 mm**

**75**

ENS ,

**915097-8**

Ø 6,00

**96,000 mm**

**76**






ERB ,

**915097-8**

Ø 6,00

# LAND ROVER



			<b>ccm</b>		<b>kw</b>		<b>1 POS</b>
DEFENDER Cabrio (L316) 2.5 TDI 4x4 (L316)	11 L	08.90 - 11.98	2495	D	83 kW	722	15
DEFENDER Cabrio (L316) 2.5 TDI 4x4 (L316)	16 L	08.90 - 11.98	2495	D	83 kW	723	16
DEFENDER Cabrio (L316) 2.5 TDI 4x4 (L316)	23 L	08.90 - 11.98	2495	D	83 kW	723	16
DEFENDER Cabrio (L316) 2.5 Td5 4x4 (L316)	14 P	06.98 - 02.16	2495	D	90 kW	722	12
DEFENDER Cabrio (L316) 2.5 Td5 4x4 (L316)	15 P	06.98 - 02.16	2495	D	90 kW	722	12
DEFENDER Pick Up (L316) 2.5 Td5 4x4 (L316)	15 P	06.98 - 02.16	2495	D	90 kW	722	12
DEFENDER Pick Up (L316) 2.8 4x4	M52 B28	11.98 - 09.03	2793	B	140 kW	722	11
DEFENDER Station Wagon (L316) 2.5 TD 4x4 (L316)	11 L	08.98 - 05.12	2495	D	85 kW	722	15
DEFENDER Station Wagon (L316) 2.5 TD 4x4 (L316)	23 L	08.98 - 05.12	2495	D	85 kW	723	16
DEFENDER Station Wagon (L316) 2.5 TDI 4x4 (L316)	11 L	08.90 - 08.05	2495	D	83 kW	722	15
DEFENDER Station Wagon (L316) 2.5 TDI 4x4 (L316)	16 L	08.90 - 08.05	2495	D	83 kW	723	16
DEFENDER Station Wagon (L316) 2.5 TDI 4x4 (L316)	23 L	08.90 - 08.05	2495	D	83 kW	723	16
DEFENDER Station Wagon (L316) 2.5 Td5 4x4 (L316)	15 P	05.98 - 02.16	2495	D	90 kW	722	12
DEFENDER Station Wagon (L316) 2.8 4x4	M52 B28	11.98 - 09.03	2793	B	140 kW	722	11
DISCOVERY I (LJ) 2.0 16 V 4x4	20 T4H	06.89 - 10.98	1994	B	99 kW	722	13
DISCOVERY I (LJ) 2.5 D 4x4	19 L	10.93 - 12.98	2495	D	85 kW	723	16
DISCOVERY I (LJ) 2.5 TDI 4x4	12 L	10.89 - 10.98	2495	D	83 kW	722	15
DISCOVERY I (LJ) 2.5 TDI 4x4	17 L	10.89 - 10.98	2495	D	83 kW	723	17
DISCOVERY I (LJ) 2.5 TDI 4x4	19 L	06.93 - 10.98	2495	D	90 kW	723	16
DISCOVERY I (LJ) 2.5 TDI 4x4	19 L	06.94 - 10.96	2495	D	81 kW	723	16
DISCOVERY I (LJ) 2.5 TDI 4x4	21 L	10.89 - 10.98	2495	D	83 kW	723	16
DISCOVERY I (LJ) 2.5 TDI 4x4	22 L	06.93 - 10.98	2495	D	90 kW	723	17
DISCOVERY II (L318) 2.5 Td5 4x4	15 P	11.98 - 06.04	2495	D	102 kW	722	12
DISCOVERY II (L318) 2.5 Td5 4x4	15 P	10.98 - 08.04	2495	D	100 kW	722	12
DISCOVERY III (L319) 2.7 TD 4x4	276DT(TDV6)	07.04 - 09.09	2720	D	140 kW	721	4
DISCOVERY III (L319) 2.7 TD 4x4	276DT(TDV6)	09.04 - 08.09	2720	D	147 kW	721	4
DISCOVERY III VAN (L319) 2.7 TD 4x4	276DT(TDV6)	01.07 - 07.09	2720	D	140 kW	721	4
DISCOVERY IV (L319) 2.7 TD 4x4	276DT(TDV6)	09.09 - 12.18	2720	D	140 kW	721	4
DISCOVERY IV (L319) 3.0 SDV6 4x4	306DT(TDV6)	09.09 - 12.18	2993	D	188 kW	721	7
DISCOVERY IV (L319) 3.0 SDV6 4x4	30DDTX	09.09 - 12.18	2993	D	188 kW	722	8
DISCOVERY IV (L319) 3.0 TD 4x4	306DT(TDV6)	05.10 - 12.18	2993	D	155 kW	721	7
DISCOVERY IV (L319) 3.0 TD 4x4	306DT(TDV6)	09.09 - 12.18	2993	D	200 kW	721	7
DISCOVERY IV (L319) 3.0 TD 4x4	306DT(TDV6)	09.09 - 12.18	2993	D	180 kW	721	7
DISCOVERY IV (L319) 3.0 TD 4x4	306DT(TDV6)	07.12 - 12.18	2993	D	183 kW	721	7
DISCOVERY IV (L319) 3.0 TD 4x4	30DDTX	05.10 - 12.18	2993	D	155 kW	722	8
DISCOVERY IV (L319) 3.0 TD 4x4	30DDTX	09.09 - 12.18	2993	D	200 kW	722	8
DISCOVERY IV VAN (L319) 3.0 TD 4x4	306DT(TDV6)	01.11 - 12.17	2993	D	155 kW	721	7
DISCOVERY IV VAN (L319) 3.0 TD 4x4	306DT(TDV6)	01.11 - 12.17	2993	D	180 kW	721	7
DISCOVERY IV VAN (L319) 3.0 TD 4x4	306DT(TDV6)	01.11 - 12.17	2993	D	188 kW	721	7
DISCOVERY V (L462) 3.0 D 4x4	306DT(TDV6)	09.16	2993	D	183 kW	721	7
DISCOVERY V (L462) 3.0 D 4x4	306DT(TDV6)	09.16	2993	D	155 kW	721	7
DISCOVERY V (L462) 3.0 SDV6 4x4	306DT(TDV6)	09.18	2993	D	225 kW	721	7
DISCOVERY V (L462) 3.0 Td6 4x4	306DT(TDV6)	09.16	2993	D	190 kW	721	7
DISCOVERY V VAN (L462) 3.0 Sdv6 4x4	306DT(TDV6)	09.18	2993	D	225 kW	721	7
DISCOVERY V VAN (L462) 3.0 Td6 4x4	306DT(TDV6)	09.16	2993	D	190 kW	721	7
FREELANDER 2 (L359) 2.2 TD4 4x4	DW12BTED4	10.06 - 10.14	2179	D	110 kW	722	14
FREELANDER 2 (L359) 2.2 TD4 4x4	DW12BTED4	10.06 - 10.14	2179	D	118 kW	722	14
FREELANDER 2 (L359) 2.2 eD4	DW12BTED4	08.10 - 10.14	2179	D	110 kW	722	14
FREELANDER 2 (L359) 3.2 4x4	B 6324 S	10.06 - 10.14	3192	B	171 kW	722	9
FREELANDER I (L314) 1.8 16V 4x4	18 K4F	04.98 - 10.06	1796	B	86 kW	721	1
FREELANDER I (L314) 1.8 i 16V 4x4	18 K4F	02.98 - 09.02	1796	B	88 kW	721	1
FREELANDER I (L314) 2.0 Td4 4x4	204D3	04.00 - 10.06	1951	D	82 kW	721	6
FREELANDER I (L314) 2.0 Td4 4x4	204D3	04.00 - 10.06	1951	D	82 kW	721	6
FREELANDER I (L314) 2.0 Td4 4x4	204D3	03.01 - 10.06	1951	D	80 kW	721	6
FREELANDER I (L314) 2.0 Td4 4x4	M 47	04.00 - 10.06	1951	D	82 kW	721	6
FREELANDER I (L314) 2.5 V6 4x4	25 K4F	11.00 - 10.06	2497	B	130 kW	721	3
FREELANDER I Soft Top (L314) 1.8 4x4	18 K4F	10.00 - 10.06	1796	B	86 kW	721	1
FREELANDER I Soft Top (L314) 1.8 i 16V 4x4	18 K4F	02.98 - 10.06	1796	B	88 kW	721	1
FREELANDER I Soft Top (L314) 2.0 TD4 4x4	204D3	10.00 - 10.06	1951	D	82 kW	721	6
FREELANDER I Soft Top (L314) 2.5 V6 4x4	25 K4F	11.00 - 10.06	2497	B	130 kW	721	3
RANGE ROVER II (P38A) 2.5 D 4x4	25 6T (BMW)	07.94 - 03.02	2497	D	100 kW	721	2
RANGE ROVER III (L322) 3.6 D 4x4	368DT	04.06 - 08.12	3628	D	200 kW	721	5



# LAND ROVER

RANGE ROVER III (L322) 4.4 4x4	M62 B44	03.02 - 08.05	4398	B	210 kW	723	18
RANGE ROVER III (L322) 4.4 4x4	M62 B44	09.04 - 12.05	4398	B	212 kW	723	18
RANGE ROVER IV (L405) 3.0 SDV6 4x4	306DT(TDV6)	08.12	2993	D	183 kW	721	7
RANGE ROVER IV (L405) 3.0 SDV6 4x4	306DT(TDV6)	12.14	2993	D	182 kW	721	7
RANGE ROVER IV (L405) 3.0 SDV6 4x4	306DT(TDV6)	10.18	2993	D	202 kW	721	7
RANGE ROVER IV (L405) 3.0 SDV6 4x4	306DT(TDV6)	10.12	2993	D	215 kW	721	7
RANGE ROVER IV (L405) 3.0 SDV6 Hybrid 4x4	306DT(TDV6)	10.13	2993	D/E	250 kW	721	7
RANGE ROVER IV (L405) 3.0 SDV6 Hybrid 4x4	306DT(TDV6)	06.15	2993	D	260 kW	721	7
RANGE ROVER IV (L405) 3.0 TDV6 4x4	306DT(TDV6)	08.12	2993	D	190 kW	721	7
RANGE ROVER IV (L405) 3.0 TDV6 4x4	306DT(TDV6)	10.13	2993	D	155 kW	721	7
RANGE ROVER I 2.5 TDi 4x4	14 L	11.92 - 04.96	2495	D	83 kW	722	15
RANGE ROVER I 2.5 TDi 4x4	21 L	11.92 - 04.96	2495	D	83 kW	723	16
RANGE ROVER SPORT I (L320) 2.7 D 4x4	276DT(TDV6)	02.05 - 03.13	2720	D	140 kW	721	4
RANGE ROVER SPORT I (L320) 3.0 D 4x4	306DT(TDV6)	05.10 - 03.13	2993	D	155 kW	721	7
RANGE ROVER SPORT I (L320) 3.0 D 4x4	306DT(TDV6)	09.09 - 03.13	2993	D	188 kW	721	7
RANGE ROVER SPORT I (L320) 3.0 D 4x4	306DT(TDV6)	09.09 - 03.13	2993	D	180 kW	721	7
RANGE ROVER SPORT I (L320) 3.0 D 4x4	306DT(TDV6)	08.12 - 03.13	2993	D	183 kW	721	7
RANGE ROVER SPORT I (L320) 3.0 D 4x4	30DDTX	05.10 - 03.13	2993	D	155 kW	722	8
RANGE ROVER SPORT I (L320) 3.0 D 4x4	30DDTX	09.09 - 03.13	2993	D	188 kW	722	8
RANGE ROVER SPORT I (L320) 3.0 D 4x4	30DDTX	09.09 - 03.13	2993	D	180 kW	722	8
RANGE ROVER SPORT I (L320) 3.6 D 4x4	368DT	04.06 - 03.13	3628	D	200 kW	721	5
RANGE ROVER SPORT II (L494) 3.0 SDV6 4x4	306DT(TDV6)	04.13 - 10.17	2993	D	215 kW	721	7
RANGE ROVER SPORT II (L494) 3.0 SDV6 4x4	306DT(TDV6)	04.13	2993	D	183 kW	721	7
RANGE ROVER SPORT II (L494) 3.0 SDV6 4x4	306DT(TDV6)	09.14	2993	D	225 kW	721	7
RANGE ROVER SPORT II (L494) 3.0 SDV6 4x4	30DDTX	04.13	2993	D	183 kW	722	8
RANGE ROVER SPORT II (L494) 3.0 SDV6 Hybrid 4x4	306DT(TDV6)	10.13	2993	D	250 kW	721	7
RANGE ROVER SPORT II (L494) 3.0 SDV6 Hybrid 4x4	306DT(TDV6)	06.15 - 12.17	2993	E	260 kW	721	7
RANGE ROVER SPORT II (L494) 3.0 TDV6 4x4	306DT(TDV6)	04.13	2993	D	190 kW	721	7
RANGE ROVER SPORT II (L494) 3.0 TDV6 4x4	306DT(TDV6)	04.13 - 12.18	2993	D	155 kW	721	7
RANGE ROVER SPORT II (L494) 3.0 TDV6 4x4	30DDTX	04.13	2993	D	190 kW	722	8
RANGE ROVER SPORT II (L494) 3.0 TDV6 4x4	30DDTX	04.13 - 12.18	2993	D	155 kW	722	8
RANGE ROVER VELAR (L560) 3.0 D275 SDV6 4x4	306DT(TDV6)	04.18	2993	D	202 kW	721	7
RANGE ROVER VELAR (L560) 3.0 D300 SDV6 4x4	306DT(TDV6)	03.17	2993	D	221 kW	721	7

# LAND ROVER

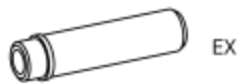


ENGINE	Ø	ccm	kW			1 POS	ENGINE	Ø	ccm	kW			1 POS		
11 L	90,480	4	2495	79 - 85 kW	D	722	15	25 6T (BMW)	80,000	6	2497	100 kW	D	721	2
12 L	90,480	4	2495	83 kW	D	722	15	25 K4F	80,000	6	2497	129 - 130 kW	B	721	3
14 L	90,480	4	2495	83 - 89 kW	D	722	15	276DT(TDV6)	81,000	6	2720	140 kW	D	721	4
14 P	84,500	5	2495	90 kW	D	722	12	306DT(TDV6)	84,000	6	2993	155 - 250 kW	D	721	7
15 P	84,500	5	2495	90 - 102 kW	D	722	12	30DDTX	84,000	6	2993	155 - 200 kW	D	722	8
16 L	90,480	4	2495	83 kW	D	723	16	368DT	81,000	8	3628	200 kW	D	721	5
17 L	90,480	4	2495	83 - 90 kW	D	723	17	B 6324 S	84,000	6	3192	170 - 175 kW	B	722	9
18 K4F	80,000	4	1796	85 - 88 kW	B	721	1	DW12BTED4	85,000	4	2179	110 - 118 kW	D	722	14
19 L	90,480	4	2495	81 - 90 kW	D	723	16	M 47 R	84,000	4	1950	85 kW	D	722	10
20 T4H	84,500	4	1994	99 - 100 kW	B	722	13	M 47	84,000	4	1951	80 - 82 kW	D	721	6
204D3	84,000	4	1951	80 - 82 kW	D	721	6	M 57 D 30	84,000	6	2926	130 - 142 kW	D	722	10
21 L	90,480	4	2495	83 - 89 kW	D	723	16	M52 B28	84,000	6	2793	140 kW	B	722	11
22 L	90,480	4	2495	83 - 92 kW	D	723	17	M62 B44	92,000	8	4398	210 - 212 kW	B	723	18
23 L	90,480	4	2495	83 - 86 kW	D	723	16								





# LAND ROVER



**80,000 mm**

**1**

18 K4F ,

**850745-4**

27,70 x 6,00 x 89,70 x 45°

**860746-4**

24,30 x 6,00 x 90,00 x 45°

**80,000 mm**

**2**

25 6T (BMW) ,

**860755-6**

31,10 x 6,00 x 103,55 x 45°

**863528-4**

30,80 x 6,00 x 103,00 x 45°

**915097-8**

Ø 6,00

**970702-8**

Hydro

**80,000 mm**

**3**

25 K4F ,

**850601-6**

31,60 x 6,00 x 89,60 x 45°

**860602-6**

27,50 x 6,00 x 90,00 x 45°

**81,000 mm**

**4**

276DT(TDV6) ,

**M-6**

**973801-8**

Hydro

**81,000 mm**

**5**

368DT ,

**973801-8**

Hydro

**84,000 mm**

**6**

204D3 , M 47 ,

**973701-8**

Hydro

**84,000 mm**

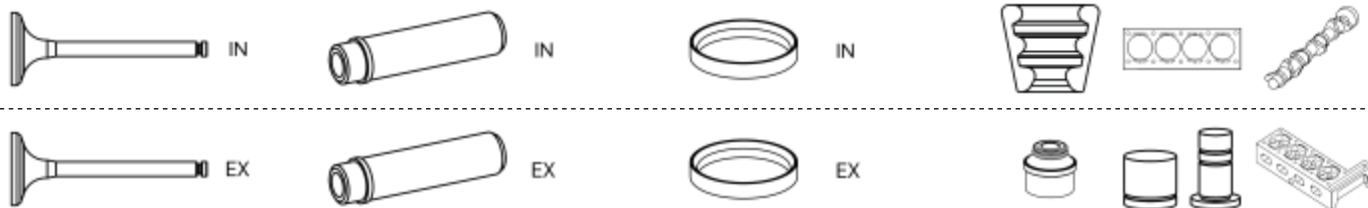
**7**

306DT(TDV6) ,

**M-6**

**973801-8**

Hydro



**84,000 mm**

**8**

30DDTX ,

973801-8

Hydro

**84,000 mm**

**9**

B 6324 S ,

915097-8

Ø 6,00

**84,000 mm**

**10**

M 47 R , M 57 D 30 ,

850756-4

880756-4

M-6

26,00 x 6,00 x 100,00 x 45°

11,54 x 6,00 x 39,00 | IN | EX

**84,000 mm**

**11**

M52 B28 ,

850732-4

880724-4

M-6

33,00 x 6,00 x 106,10 x 45°

12,55 x 6,00 x 43,40 | IN | EX

860733-4

915097-8

30,60 x 6,00 x 105,70 x 45°

Ø 6,00

860735-4

36,00 x 7,00 x 103,00 x 45°

**84,500 mm**

**12**

14 P , 15 P ,

973801-8

Hydro

**84,500 mm**

**13**

20 T4H ,

850749-4

32,10 x 7,00 x 110,80 x 45°

860750-4

29,50 x 7,00 x 110,90 x 45°

**85,000 mm**

**14**

DW12BTED4 ,

M-6

**90,480 mm**

**15**

11 L , 12 L , 14 L ,

M-8



# LAND ROVER



**90,480 mm**

**16**

16 L , 19 L , 21 L , 23 L ,

M-8

913502-8

Ø 7,00

**90,480 mm**

**17**

17 L , 22 L ,

913502-8

Ø 7,00

**92,000 mm**

**18**

M62 B44 ,

880724-4

12,55 x 6,00 x 43,40 | IN | EX

915097-8


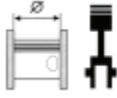




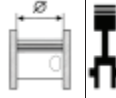



Ø 6,00

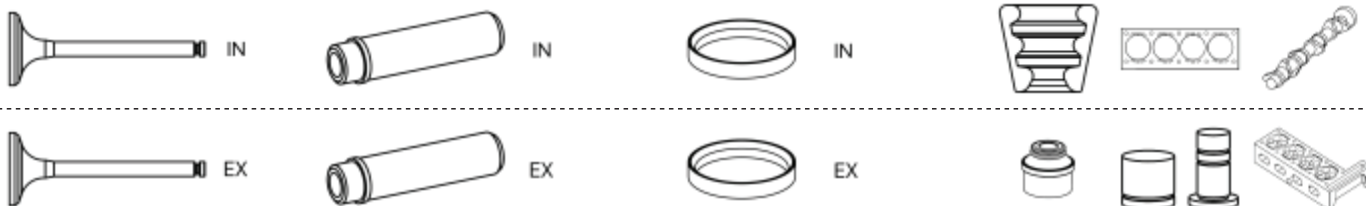
# MACK



**siehe Motorenliste**  
**see engline list**  
**voir la liste des moteurs**  
**ver lista de motores**  
**см. список двигателей**  
**تالكر حطلا قمىق رظنا**



			ccm	kW			1 POS				ccm	kW			1 POS
MIDR 06.02.26 Y/41	102,000	6	6177	184 kW	D	726	1	MIDR 06.20.45 E	120,000	6	9839	240 - 249 kW	D	726	2
MIDR 06.20.45 D/41	120,000	6	9839	219 - 221 kW	D	726	2	MP10-600	144,000	6	16123	448 kW	D	726	3
MIDR 06.20.45 E3	120,000	6	9839	249 kW	D	726	2	MP10-685	144,000	6	16123	511 kW	D	726	3



## 102,000 mm

1

MIDR 06.02.26 Y/41 ,

**853855-6**

46,65 x 10,00 x 140,00 x 30°

**883860-6**

16,04 x 10,00 x 78,00 | IN

**K-10**

**863856-6**

40,65 x 10,00 x 140,00 x 45°

**883861-6**

16,04 x 10,00 x 67,00 | EX

## 120,000 mm

2

MIDR 06.20.45 D/41 , MIDR 06.20.45 E3 , MIDR 06.20.45 E ,

**853857-6**

54,00 x 9,00 x 163,00 x 30°

**883862-6**

17,00 x 9,00 x 78,00 | IN

**863858-6**

48,20 x 9,00 x 163,00 x 45°

**883863-6**

17,50 x 9,00 x 78,00 | EX

**883867-6**

17,03 x 9,00 x 78,00 | EX

## 144,000 mm

3

MP10-600 , MP10-685 ,











**913901-6**

Ø 10,00



**siehe Motorenliste**  
**see engline list**  
**voir la liste des moteurs**  
**ver lista de motores**  
**см. список двигателей**  
**تاكړ حط ا قعوتق رظنا**



			ccm	kW			1 POS				ccm	kW			1 POS
BF 6 L 913	102,000	6	6128	109 - 118 kW	D	729	2	F 6 L 413 F	125,000	6	9570	141 kW	D	729	4
F 10 L 413 F	125,000	10	15953	235 kW	D	729	4	F 8 L 413 F	125,000	8	12763	188 kW	D	729	4
F 4L 913	102,000	4	4086	34 - 66 kW	D	729	1	F 8 L 413 W	120,000	8	11310	132 - 162 kW	D	729	3





## 102,000 mm

1

F 4L 913 ,

**851503-6**

43,00 x 8,00 x 133,00 x 45°

**881571-6**

15,00 x 8,00 x 57,30 | IN | EX

**K-8**

**851504-6**

43,00 x 8,00 x 133,00 x 45°

**M-8**

**851535-6**

43,10 x 8,00 x 133,00 x 45°

**851562-6**

45,00 x 8,00 x 133,00 x 45°

**851568-6**

43,10 x 8,00 x 133,00 x 45°

**861505-6**

37,10 x 8,00 x 133,00 x 45°

**861532-6**

37,10 x 8,00 x 133,00 x 45°

**861559-6**

37,10 x 8,00 x 133,00 x 45°

**861563-6**

37,10 x 8,00 x 133,00 x 45°

## 102,000 mm

2

BF 6 L 913 ,

**851504-6**

43,00 x 8,00 x 133,00 x 45°

## 120,000 mm

3

F 8 L 413 W ,

**851574-6**

53,70 x 10,00 x 165,00 x 45°

**881575-6**

16,07 x 10,00 x 95,00 | IN

**K-10**

**861515-6**

46,70 x 10,00 x 165,00 x 45°

**881576-6**

16,07 x 10,00 x 82,00 | EX







## 125,000 mm

4

F 10 L 413 F , F 6 L 413 F , F 8 L 413 F ,

**861567-6**

46,70 x 10,00 x 165,30 x 45°

	 ENGINE	 00000	ccm		kW		 1 POS
ALTURAS G4 2.2 CRDI	D22DTR	03.19	2157	D	133 kW	732	5
BOLERO INVADER Geländewagen offen (Y3) 2.5 D 4x4	XD3P	02.03	2498	D	56 kW	732	6
BOLERO INVADER Geländewagen offen (Y3) 2.5 D	XD3P	02.03	2498	D	56 kW	732	6
BOLERO Offroader 2.5 D 4x4	XD3P	10.01	2498	D	56 kW	732	6
BOLERO Offroader 2.5 D 4x4	XD3P	01.00	2498	D	53 kW	732	6
BOLERO Offroader 2.5 D	XD3P	10.01	2498	D	56 kW	732	6
BOLERO Offroader 2.5 D	XD3P	01.00	2498	D	53 kW	732	6
BOLERO Pick-up 2.0 Hdi	DW10UTD	06.02	1997	D	64 kW	732	4
SCORPIO 2.0 4x4	F4R	02.02 - 03.06	1998	B	86 kW	732	3
SCORPIO 2.0	F4R	02.02 - 03.06	1998	B	86 kW	732	3
VERITO VIBE 1.5 dCI	K9K 790	06.13 - 12.18	1461	D	48 kW	732	1
VERITO VIBE 1.5 dCI	K9K 790	06.13 - 12.18	1461	D	48 kW	732	1
VERITO 1.4	K7J 710	01.11 - 12.18	1390	B	56 kW	732	2
VERITO 1.5 dCI	K9K 790	01.11 - 12.18	1461	D	48 kW	732	1











# MAHINDRA

ENGINE	$\varnothing$		ccm	kW		732	1 POS	ENGINE	$\varnothing$		ccm	kW		732	1 POS
D22DTR	86,200	4	2157	133 kW	D	732	5	K7J 710	79,500	4	1390	56 kW	B	732	2
DW10UTD	85,000	4	1997	64 kW	D	732	4	K9K 790	76,000	4	1461	48 kW	D	732	1
F4R	82,700	4	1998	86 kW	B	732	3	XD3P	94,000	4	2498	50 - 56 kW	D	732	6















# MAHINDRA RENAULT

							
LOGAN 1.4	K7J 710	04.07 - 12.11	1390	B	55 kW	735	2
LOGAN 1.5 D	K9K 790	04.07 - 12.11	1461	D	48 kW	735	1
LOGAN 1.5 D	K9K 794	04.07 - 12.11	1461	D	48 kW	735	1
LOGAN 1.6 CNG	K7M 710	04.07 - 12.11	1598	B/G	63 kW	735	3
VERITO 1.4	K7J 710	03.11	1390	B	56 kW	735	2
VERITO 1.5 D	K9K 790	03.11	1461	D	48 kW	735	1

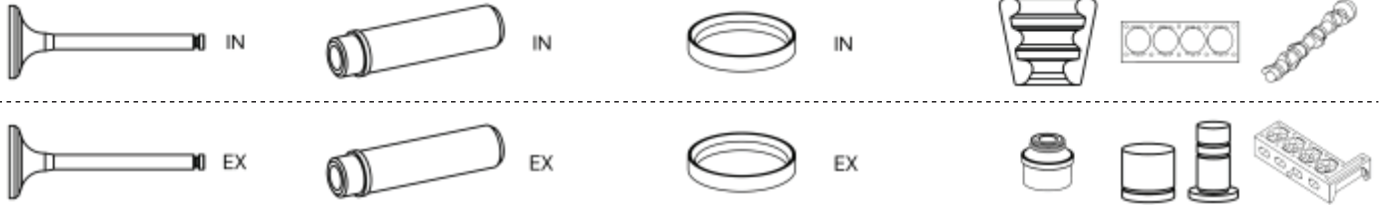
# MAHINDRA RENAULT



 ENGINE		 ccm	kW			1 POS	 ENGINE		 ccm	kW			1 POS		
K7J 710	79,500	4	1390	55 kW	B	735	2	K9K 790	76,000	4	1461	48 kW	D	735	1
K7M 710	79,500	4	1598	63 - 66 kW	B	735	3	K9K 794	76,000	4	1461	48 - 50 kW	D	735	1



# MAHINDRA RENAULT



## 76,000 mm

1

K9K 790 , K9K 794 ,

**853867-4**

33,50 x 6,00 x 101,90 x 45°

**M-6**

**863868-4**

29,00 x 6,00 x 100,80 x 45°

**915097-8**

Ø 6,00

## 79,500 mm

2

K7J 710 ,

**853825-4**

37,50 x 7,00 x 107,80 x 30°

**K-7**

**863826-4**

33,60 x 7,00 x 107,50 x 45°

**915001-8**

Ø 7,00

## 79,500 mm

3

K7M 710 ,

**853825-4**

37,50 x 7,00 x 107,80 x 30°

**K-7**

**863826-4**







33,60 x 7,00 x 107,50 x 45°

**915001-8**

**973802-8**

Ø 7,00









Hydro

	 ENGINE	 00000	ccm		kW		 1 POS
TGE Bus 2.0 TDI AWD	DAUA	02.17	1968	D	103 kW	746	2
TGE Bus 2.0 TDI AWD	DAVA	02.17	1968	D	130 kW	746	2
TGE Bus 2.0 TDI RWD	DASA	01.19	1968	D	90 kW	746	1
TGE Bus 2.0 TDI RWD	DAWA	02.17	1968	D	130 kW	746	1
TGE Bus 2.0 TDI	DAUA	02.17	1968	D	103 kW	746	2
TGE Bus 2.0 TDI	DAUB	02.17	1968	D	75 kW	746	2
TGE Bus 2.0 TDI	DAVA	02.17	1968	D	130 kW	746	2
TGE Kasten 2.0 TDI (01V, 03V, 36V, UYB, UYC, UYD)	DAUA	02.17	1968	D	103 kW	746	2
TGE Kasten 2.0 TDI (01V, 03V, 36V, UYB, UYC, UYD)	DAUB	02.17	1968	D	75 kW	746	2
TGE Kasten 2.0 TDI (01V, 03V, 36V, UYB, UYC, UYD)	DAVA	02.17	1968	D	130 kW	746	2
TGE Kasten 2.0 TDI AWD (02V, 04V, 37V, UYB, UYC, UYD)	DAUA	04.17	1968	D	103 kW	746	2
TGE Kasten 2.0 TDI AWD (02V, 04V, 37V, UYB, UYC, UYD)	DAVA	03.17	1968	D	130 kW	746	2
TGE Kasten 2.0 TDI RWD (11V, 12V, 33V, 34V, UYB, UYC, UYD)	DASA	08.17	1968	D	90 kW	746	1
TGE Kasten 2.0 TDI RWD (11V, 12V, 33V, 34V, UYB, UYC, UYD)	DAWA	05.17	1968	D	130 kW	746	1
TGE Kasten 2.0 TDI RWD (11V, UYB, UYC)	DASB	10.17	1968	D	103 kW	746	1
TGE Pritsche/Fahrgestell (UZ_) 2.0 TDI AWD	DAUA	11.17	1968	D	103 kW	746	2
TGE Pritsche/Fahrgestell (UZ_) 2.0 TDI AWD	DAVA	11.17	1968	D	130 kW	746	2
TGE Pritsche/Fahrgestell (UZ_) 2.0 TDI RWD	DASA	08.17	1968	D	90 kW	746	1
TGE Pritsche/Fahrgestell (UZ_) 2.0 TDI RWD	DASB	11.17	1968	D	103 kW	746	1
TGE Pritsche/Fahrgestell (UZ_) 2.0 TDI RWD	DAWA	07.17	1968	D	130 kW	746	1
TGE Pritsche/Fahrgestell (UZ_) 2.0 TDI	DAUA	11.16	1968	D	103 kW	746	2
TGE Pritsche/Fahrgestell (UZ_) 2.0 TDI	DAUB	11.16	1968	D	75 kW	746	2
TGE Pritsche/Fahrgestell (UZ_) 2.0 TDI	DAVA	11.16	1968	D	130 kW	746	2













ENGINE			ccm	kW			1 POS	ENGINE			ccm	kW			1 POS
ADE407N	125,000	6	11413	174 kW	D	752	41	D 0824 LFO 01	108,000	4	4580	114 kW	D	747	7
ADE407TI	125,000	6	11413	235 kW	D	752	41	D 0824 LFO 02	108,000	4	4580	118 kW	D	747	10
ADE407T	125,000	6	11413	206 kW	D	752	41	D 0824 LFO	108,000	4	4580	118 kW	D	747	9
ADE409N	125,000	5	9510	138 kW	D	752	41	D 0824 LOH 01	108,000	4	4580	114 kW	D	747	7
ADE422T	128,000	8	14618	243 kW	D	756	62	D 0824 LOH 02	108,000	4	4580	114 kW	D	747	7
ADE423T	128,000	10	18273	300 kW	D	756	62	D 0824 LOH 03	108,000	4	4580	114 kW	D	747	7
ADE442N	130,000	8	15078	213 kW	D	781	181	D 0824 LOH 04	108,000	4	4580	114 kW	D	747	7
ADE442TI	128,000	8	14618	279 kW	D	757	63	D 0824 LOH 05	108,000	4	4580	114 kW	D	747	7
ADE442T	128,000	8	14618	243 kW	D	757	63	D 0824 LUE 521	108,000	4	4580	103 kW	D	747	7
ADE443TI	128,000	10	18273	400 kW	D	757	63	D 0824 LUE 522	108,000	4	4580	92 kW	D	747	7
ADE447TI	128,000	6	11967	265 kW	D	757	63	D 0824 LUE 523	108,000	4	4580	81 kW	D	747	7
ADE447T	128,000	6	11967	213 kW	D	757	63	D 0824 LUE 524	108,000	4	4580	108 kW	D	747	7
B 2842 E	128,000	12	21927	240 kW	G	757	64	D 0826 F01	108,000	6	6871	110 - 114 kW	D	747	8
D 0224 ME	102,000	4	3790	58 - 66 kW	D	746	4	D 0826 F02	108,000	6	6871	110 kW	D	747	7
D 0224 MF	102,000	4	3791	66 kW	D	746	3	D 0826 FO 01	108,000	6	6871	114 kW	D	747	7
D 0224 M	102,000	4	3790	66 kW	D	746	3	D 0826 FO 02	108,000	6	6871	110 kW	D	747	7
D 0226 MCFO/170	102,000	6	5687	125 - 131 kW	D	746	5	D 0826 FO	108,000	6	6871	110 - 114 kW	D	747	7
D 0226 MC	102,000	6	5687	125 - 154 kW	D	746	4	D 0826 FR 01	108,000	6	6871	110 kW	D	747	7
D 0226 ME	102,000	6	5687	66 - 100 kW	D	746	4	D 0826 FR	108,000	6	6871	110 kW	D	747	7
D 0226 MFA	102,000	6	5687	66 - 100 kW	D	746	3	D 0826 GF01	108,000	6	6871	110 - 114 kW	D	747	7
D 0226 MFM	102,000	6	5687	66 - 100 kW	D	746	4	D 0826 GF03	108,000	6	6871	110 kW	D	747	7
D 0226 MFO	102,000	6	5687	90 - 100 kW	D	746	3	D 0826 GF04	108,000	6	6871	110 - 114 kW	D	747	7
D 0226 MF	102,000	6	5687	92 - 100 kW	D	746	3	D 0826 GFA 01	108,000	6	6871	114 kW	D	747	7
D 0226 MH	102,000	6	5687	90 - 100 kW	D	746	4	D 0826 GFA 02	108,000	6	6871	114 kW	D	747	7
D 0226 MKF/170	102,000	6	5687	125 kW	D	746	5	D 0826 GFA 03	108,000	6	6871	110 kW	D	747	7
D 0226 MKFA	102,000	6	5687	125 - 154 kW	D	746	3	D 0826 GFA 04	108,000	6	6871	107 kW	D	747	7
D 0226 MKFO	102,000	6	5687	141 kW	D	746	3	D 0826 GFA	108,000	6	6871	114 kW	D	747	7
D 0226 MKF	102,000	6	5687	141 kW	D	746	3	D 0826 GF	108,000	6	6871	110 - 114 kW	D	747	7
D 0226 MKH	102,000	6	5687	125 - 154 kW	D	746	3	D 0826 LE 51	108,000	6	6871	132 kW	D	748	11
D 0226 MK	102,000	6	5687	125 - 154 kW	D	746	4	D 0826 LE 521	108,000	6	6871	140 kW	D	747	7
D 0226 MLE	102,000	6	5687	125 - 154 kW	D	746	6	D 0826 LE 522	108,000	6	6871	154 kW	D	747	7
D 0226 ML	102,000	6	5687	125 - 154 kW	D	746	4	D 0826 LE 523	108,000	6	6871	169 kW	D	747	10
D 0226 MTE	102,000	6	5687	81 - 135 kW	D	746	6	D 0826 LE 524	108,000	6	6871	125 - 132 kW	D	747	10
D 0226 MT	102,000	6	5687	110 - 135 kW	D	746	4	D 0826 LE 527	108,000	6	6871	169 kW	D	747	10
D 0226 M	102,000	6	5687	66 - 100 kW	D	746	4	D 0826 LE 52	108,000	6	6871	132 kW	D	748	11
D 0824 FL 01	108,000	4	4580	75 kW	D	747	8	D 0826 LE 530	108,000	6	6871	147 kW	D	747	10
D 0824 GF01	108,000	4	4580	75 kW	D	747	7	D 0826 LE 531	108,000	6	6871	191 kW	D	747	10
D 0824 GF02	108,000	4	4580	75 kW	D	747	7	D 0826 LF/217/Silent	108,000	6	6871	160 kW	D	747	7
D 0824 GF03	108,000	4	4580	75 kW	D	747	7	D 0826 LF01	108,000	6	6871	140 kW	D	747	7
D 0824 GF04	108,000	4	4580	75 kW	D	747	10	D 0826 LF02	108,000	6	6871	169 kW	D	747	7
D 0824 GF	108,000	4	4580	75 kW	D	747	7	D 0826 LF04	108,000	6	6871	198 kW	D	747	7
D 0824 LF 01	108,000	4	4580	114 kW	D	747	8	D 0826 LF05	108,000	6	6871	140 kW	D	747	7
D 0824 LF 02	108,000	4	4580	118 kW	D	747	8	D 0826 LF06	108,000	6	6871	169 kW	D	747	7
D 0824 LF 03	108,000	4	4580	118 kW	D	747	10	D 0826 LF07	108,000	6	6871	140 kW	D	747	7
D 0824 LF 04	108,000	4	4580	118 kW	D	747	10	D 0826 LF08	108,000	6	6871	169 kW	D	747	7
D 0824 LF 05	108,000	4	4580	118 kW	D	747	10	D 0826 LF09	108,000	6	6871	169 kW	D	747	7
D 0824 LF 06	108,000	4	4580	118 kW	D	747	10	D 0826 LF11	108,000	6	6871	162 kW	D	747	7
D 0824 LF 07	108,000	4	4580	118 kW	D	747	10	D 0826 LF12	108,000	6	6871	140 kW	D	747	7
D 0824 LF 08	108,000	4	4580	118 kW	D	747	10	D 0826 LF13	108,000	6	6871	191 kW	D	747	7
D 0824 LF 09	108,000	4	4580	118 kW	D	747	7	D 0826 LF15	108,000	6	6871	162 kW	D	747	7
D 0824 LF 10	108,000	4	4580	118 kW	D	747	7	D 0826 LF17	108,000	6	6871	191 kW	D	747	7
D 0824 LFG 01	108,000	4	4580	114 kW	D	747	7	D 0826 LF18	108,000	6	6871	162 kW	D	747	7
D 0824 LFL 01	108,000	4	4580	114 kW	D	747	7	D 0826 LFG 01	108,000	6	6871	140 kW	D	747	7
D 0824 LFL 02	108,000	4	4580	114 - 118 kW	D	747	7	D 0826 LFG 02	108,000	6	6871	140 kW	D	747	7
D 0824 LFL 03	108,000	4	4580	114 kW	D	747	10	D 0826 LFG 06	108,000	6	6871	169 kW	D	747	7
D 0824 LFL 04	108,000	4	4580	81 kW	D	747	8	D 0826 LFG 15	108,000	6	6871	162 kW	D	747	7
D 0824 LFL 05	108,000	4	4580	114 kW	D	747	7	D 0826 LFG 16	108,000	6	6871	191 kW	D	747	7
D 0824 LFL 06	108,000	4	4580	114 kW	D	747	7	D 0826 LFL01	108,000	6	6871	114 kW	D	748	12
D 0824 LFL 07	108,000	4	4580	104 kW	D	747	7	D 0826 LFL02	108,000	6	6871	169 kW	D	748	13
D 0824 LFL 08	108,000	4	4580	83 kW	D	747	7	D 0826 LFL03	108,000	6	6871	162 kW	D	747	7
D 0824 LFL 09	108,000	4	4580	114 kW	D	747	7	D 0826 LFL06	108,000	6	6871	162 kW	D	747	7
D 0824 LFL 10	108,000	4	4580	92 - 162 kW	D	747	7	D 0826 LFL07	108,000	6	6871	188 kW	D	747	7

ENGINE			ccm	kW			1 POS	ENGINE			ccm	kW			1 POS
D 0826 LFL08	108,000	6	6871	162 kW	D	747	7	D 0834 LFL 63	108,000	4	4580	110 kW	D	749	19
D 0826 LFL09	108,000	6	6871	191 kW	D	747	7	D 0834 LFL 64	108,000	4	4580	132 - 137 kW	D	749	19
D 0826 LFL10	108,000	6	6871	162 kW	D	747	7	D 0834 LFL 65	108,000	4	4580	162 - 166 kW	D	748	16
D 0826 LFL	108,000	6	6871	162 - 165 kW	D	747	10	D 0834 LFL 66	108,000	4	4580	110 kW	D	749	17
D 0826 LOH 01	108,000	6	6871	140 kW	D	747	7	D 0834 LFL 67	108,000	4	4580	132 kW	D	749	17
D 0826 LOH 02	108,000	6	6871	140 kW	D	747	7	D 0834 LFL 68	108,000	4	4580	162 kW	D	749	17
D 0826 LOH 03	108,000	6	6871	162 - 169 kW	D	747	7	D 0834 LFL 75	108,000	4	4580	132 kW	D	749	17
D 0826 LOH 04	108,000	6	6871	169 kW	D	747	7	D 0834 LFL 76	108,000	4	4580	162 kW	D	749	18
D 0826 LOH 05	108,000	6	6871	169 kW	D	747	7	D 0834 LFL 78	108,000	4	4580	140 kW	D	749	18
D 0826 LOH 06	108,000	6	6871	140 kW	D	747	7	D 0834 LFL AC	108,000	4	4580	162 kW	D	749	18
D 0826 LOH 07	108,000	6	6871	169 kW	D	747	7	D 0834 LFL AE	108,000	4	4580	162 kW	D	749	18
D 0826 LOH 08	108,000	6	6871	198 kW	D	747	7	D 0834 LOH 01	108,000	4	4580	125 kW	D	747	7
D 0826 LOH 09	108,000	6	6871	169 kW	D	747	7	D 0834 LOH 02	108,000	4	4580	125 kW	D	747	7
D 0826 LOH 10	108,000	6	6871	184 kW	D	747	7	D 0834 LOH 03	108,000	4	4580	125 kW	D	747	7
D 0826 LOH 11	108,000	6	6871	140 kW	D	747	7	D 0834 LOH 40	108,000	4	4580	132 kW	D	749	19
D 0826 LOH 12	108,000	6	6871	140 kW	D	747	7	D 0834 LOH 50	108,000	4	4580	132 kW	D	749	19
D 0826 LOH 13	108,000	6	6871	151 kW	D	747	7	D 0834 LOH 51	108,000	4	4580	151 kW	D	749	19
D 0826 LOH 15	108,000	6	6871	162 kW	D	747	7	D 0834 LOH 52	108,000	4	4580	132 kW	D	749	19
D 0826 LOH 17	108,000	6	6871	162 kW	D	747	7	D 0834 LOH 53	108,000	4	4580	151 kW	D	749	19
D 0826 LOH 18	108,000	6	6871	191 kW	D	747	7	D 0834 LOH 60	108,000	4	4580	132 kW	D	749	19
D 0826 LOH 19	108,000	6	6871	162 kW	D	747	7	D 0834 LOH 61	108,000	4	4580	132 kW	D	749	19
D 0826 LUE 51	108,000	6	6871	132 kW	D	748	11	D 0836 LE 123	108,000	6	6871	240 kW	D	749	20
D 0826 LUH 01	108,000	6	6871	198 kW	D	747	7	D 0836 LE 501	108,000	6	6871	210 kW	D	748	15
D 0826 LUH 02	108,000	6	6871	169 - 198 kW	D	747	7	D 0836 LE 503	108,000	6	6871	162 kW	D	748	15
D 0826 LUH 03	108,000	6	6871	157 kW	D	747	7	D 0836 LE 510	108,000	6	6871	221 - 228 kW	D	748	15
D 0826 LUH 04	108,000	6	6871	157 - 169 kW	D	747	7	D 0836 LF 01	108,000	6	6871	206 kW	D	747	7
D 0826 LUH 05	108,000	6	6871	169 kW	D	747	7	D 0836 LF 02	108,000	6	6871	196 kW	D	747	8
D 0826 LUH 06	108,000	6	6871	169 - 198 kW	D	747	7	D 0836 LF 03	108,000	6	6871	206 kW	D	747	7
D 0826 LUH 08	108,000	6	6871	162 - 169 kW	D	747	7	D 0836 LF 04	108,000	6	6871	162 kW	D	747	7
D 0826 LUH 10	108,000	6	6871	169 - 198 kW	D	747	7	D 0836 LF 05	108,000	6	6871	180 kW	D	747	7
D 0826 LUH 12	108,000	6	6871	162 kW	D	747	7	D 0836 LF 06	108,000	6	6871	260 kW	D	748	15
D 0826 LUH 13	108,000	6	6871	191 kW	D	747	7	D 0836 LF 40	108,000	6	6871	176 kW	D	749	21
D 0826 LUH/213	108,000	6	6871	197 kW	D	747	7	D 0836 LF 41	108,000	6	6871	206 kW	D	748	16
D 0826 LUH	108,000	6	6871	184 kW	D	747	7	D 0836 LF 43	108,000	6	6871	228 kW	D	749	18
D 0826 OH01	108,000	6	6871	114 kW	D	747	7	D 0836 LF 44	108,000	6	6871	240 kW	D	748	16
D 0826 OH02	108,000	6	6871	110 - 114 kW	D	747	7	D 0836 LFG 50	108,000	6	6871	240 kW	D	749	22
D 0826 OH03	108,000	6	6871	107 kW	D	747	7	D 0836 LFL 01	108,000	6	6871	206 - 215 kW	D	747	7
D 0826 OH	108,000	6	6871	110 kW	D	747	7	D 0836 LFL 02	108,000	6	6871	162 kW	D	747	7
D 0826 TE 520	108,000	6	6596	121 - 125 kW	D	747	7	D 0836 LFL 03	108,000	6	6871	206 kW	D	747	7
D 0826 TF	108,000	6	6596	137 kW	D	747	8	D 0836 LFL 04	108,000	6	6871	196 kW	D	747	7
D 0826 TOH 01	108,000	6	6596	130 kW	D	747	10	D 0836 LFL 05	108,000	6	6871	180 kW	D	747	7
D 0826 TOH	108,000	6	6596	132 - 137 kW	D	747	7	D 0836 LFL 06	108,000	6	6871	206 kW	D	747	7
D 0826 TUE 51	108,000	6	6871	132 kW	D	748	11	D 0836 LFL 40	108,000	6	6871	176 kW	D	749	19
D 0834 LFL 01	108,000	4	4580	125 kW	D	748	14	D 0836 LFL 41	108,000	6	6871	206 kW	D	748	16
D 0834 LFL 02	108,000	4	4580	103 kW	D	747	7	D 0836 LFL 44	108,000	6	6871	240 kW	D	748	16
D 0834 LFL 03	108,000	4	4580	132 kW	D	747	8	D 0836 LFL 50	108,000	6	6871	176 kW	D	749	19
D 0834 LFL 04	108,000	4	4580	110 kW	D	747	7	D 0836 LFL 51	108,000	6	6871	206 kW	D	748	16
D 0834 LFL 10	108,000	4	4580	125 kW	D	748	15	D 0836 LFL 52	108,000	6	6871	240 kW	D	748	16
D 0834 LFL 11	108,000	4	4580	103 kW	D	748	15	D 0836 LFL 53	108,000	6	6871	176 kW	D	749	19
D 0834 LFL 40	108,000	4	4580	110 kW	D	748	16	D 0836 LFL 54	108,000	6	6871	206 kW	D	748	16
D 0834 LFL 41	108,000	4	4580	132 kW	D	748	16	D 0836 LFL 55	108,000	6	6871	240 kW	D	748	16
D 0834 LFL 42	108,000	4	4580	151 kW	D	749	19	D 0836 LFL 60	108,000	6	6871	184 kW	D	749	19
D 0834 LFL 50	108,000	4	4580	110 kW	D	749	19	D 0836 LFL 61	108,000	6	6871	213 kW	D	748	16
D 0834 LFL 51	108,000	4	4580	132 kW	D	749	19	D 0836 LFL 62	108,000	6	6871	250 kW	D	749	19
D 0834 LFL 52	108,000	4	4580	151 kW	D	749	19	D 0836 LFL 63	108,000	6	6871	184 kW	D	748	16
D 0834 LFL 53	108,000	4	4580	110 kW	D	749	19	D 0836 LFL 64	108,000	6	6871	202 - 213 kW	D	749	19
D 0834 LFL 54	108,000	4	4580	132 kW	D	749	19	D 0836 LFL 65	108,000	6	6871	250 kW	D	748	16
D 0834 LFL 55	108,000	4	4580	151 kW	D	749	19	D 0836 LFL 66	108,000	6	6871	184 kW	D	749	17
D 0834 LFL 57	108,000	4	4580	151 kW	D	749	17	D 0836 LFL 67	108,000	6	6871	213 kW	D	749	17
D 0834 LFL 60	108,000	4	4580	110 kW	D	749	19	D 0836 LFL 68	108,000	6	6871	250 kW	D	750	23
D 0834 LFL 61	108,000	4	4580	132 kW	D	749	19	D 0836 LFL 69	108,000	6	6871	184 kW	D	749	17
D 0834 LFL 62	108,000	4	4580	162 kW	D	749	19	D 0836 LFL 70	108,000	6	6871	213 kW	D	749	17











ENGINE			ccm	kW			1 POS	ENGINE			ccm	kW			1 POS
D 0836 LFL 71	108,000	6	6871	250 kW	D	749	17	D 2066 LF 27	120,000	6	10518	265 kW	D	750	28
D 0836 LFL 75	108,000	6	6871	184 kW	D	749	17	D 2066 LF 28	120,000	6	10518	235 kW	D	750	28
D 0836 LFL 76	108,000	6	6871	213 kW	D	749	17	D 2066 LF 29	120,000	6	10518	265 kW	D	750	28
D 0836 LFL 77	108,000	6	6871	250 kW	D	749	17	D 2066 LF 30	120,000	6	10518	235 kW	D	750	28
D 0836 LOH 01	108,000	6	6871	206 kW	D	747	7	D 2066 LF 31	120,000	6	10518	324 kW	D	750	28
D 0836 LOH 02	108,000	6	6871	206 kW	D	747	7	D 2066 LF 32	120,000	6	10518	294 kW	D	751	34
D 0836 LOH 03	108,000	6	6871	162 kW	D	747	7	D 2066 LF 33	120,000	6	10518	265 kW	D	751	34
D 0836 LOH 04	108,000	6	6871	180 kW	D	748	14	D 2066 LF 34	120,000	6	10518	324 kW	D	751	31
D 0836 LOH 40	108,000	6	6871	206 kW	D	749	19	D 2066 LF 35	120,000	6	10518	235 kW	D	751	34
D 0836 LOH 41	108,000	6	6871	176 kW	D	749	19	D 2066 LF 36	120,000	6	10518	324 kW	D	750	28
D 0836 LOH 50	108,000	6	6871	206 kW	D	749	17	D 2066 LF 37	120,000	6	10518	294 kW	D	750	28
D 0836 LOH 51	108,000	6	6871	206 kW	D	749	19	D 2066 LF 38	120,000	6	10518	265 kW	D	750	28
D 0836 LOH 52	108,000	6	6871	176 kW	D	749	19	D 2066 LF 39	120,000	6	10518	235 kW	D	750	28
D 0836 LOH 53	108,000	6	6871	206 kW	D	749	18	D 2066 LF 40	120,000	6	10518	324 kW	D	750	28
D 0836 LOH 54	108,000	6	6871	177 kW	D	749	18	D 2066 LF 41	120,000	6	10518	294 kW	D	750	28
D 0836 LOH 55	108,000	6	6871	206 kW	D	749	19	D 2066 LF 42	120,000	6	10518	265 kW	D	750	28
D 0836 LOH 56	108,000	6	6871	176 kW	D	748	16	D 2066 LF 43	120,000	6	10518	235 kW	D	750	28
D 0836 LOH 57	108,000	6	6871	206 kW	D	749	17	D 2066 LF 44	120,000	6	10518	324 kW	D	751	31
D 0836 LOH 58	108,000	6	6871	176 kW	D	749	17	D 2066 LF 45	120,000	6	10518	294 kW	D	751	31
D 0836 LOH 60	108,000	6	6871	213 kW	D	748	16	D 2066 LF 46	120,000	6	10518	265 kW	D	751	31
D 0836 LOH 61	108,000	6	6871	184 kW	D	748	16	D 2066 LF 47	120,000	6	10518	235 kW	D	751	31
D 0836 LOH 62	108,000	6	6871	191 kW	D	749	19	D 2066 LF 48	120,000	6	10518	265 kW	D	751	31
D 0836 LOH 63	108,000	6	6871	191 kW	D	749	19	D 2066 LF 49	120,000	6	10518	294 kW	D	751	31
D 0836 LOH 64	108,000	6	6871	209 - 213 kW	D	749	19	D 2066 LF 50	120,000	6	10518	324 kW	D	751	31
D 0836 LOH 65	108,000	6	6871	184 kW	D	749	19	D 2066 LF 51	120,000	6	10518	294 kW	D	751	31
D 0836 LOH 66	108,000	6	6871	213 kW	D	749	17	D 2066 LF 52	120,000	6	10518	265 kW	D	751	31
D 0836 LOH 67	108,000	6	6871	184 kW	D	749	17	D 2066 LF 53	120,000	6	10518	235 kW	D	751	31
D 0836 LOH 70	108,000	6	6871	213 kW	D	749	17	D 2066 LF 54	120,000	6	10518	294 kW	D	751	32
D 0836 LOH 71	108,000	6	6871	184 kW	D	749	17	D 2066 LF 55	120,000	6	10518	265 kW	D	751	32
D 0836 LOH 72	108,000	6	6871	213 kW	D	749	17	D 2066 LF 56	120,000	6	10518	235 kW	D	751	32
D 0836 LOH 73	108,000	6	6871	184 kW	D	749	17	D 2066 LF 57	120,000	6	10518	324 kW	D	751	31
D 0836 LOH 74	108,000	6	6871	184 kW	D	749	17	D 2066 LF 58	120,000	6	10518	294 kW	D	751	31
D 0836 LUH 01	108,000	6	6871	206 kW	D	747	7	D 2066 LF 59	120,000	6	10518	265 kW	D	751	31
D 0836 LUH 02	108,000	6	6871	162 kW	D	747	7	D 2066 LF 60	120,000	6	10518	235 kW	D	751	31
D 0836 LUH 40	108,000	6	6871	206 kW	D	749	19	D 2066 LF 61	120,000	6	10518	294 kW	D	751	31
D 0836 LUH 41	108,000	6	6871	176 kW	D	749	19	D 2066 LF 62	120,000	6	10518	324 kW	D	751	31
D 0836 LUH 50	108,000	6	6871	206 kW	D	749	19	D 2066 LF 63	120,000	6	10518	294 kW	D	751	31
D 0846 HM 2	108,000	6	7250	117 kW	D	750	24	D 2066 LF 64	120,000	6	10518	265 kW	D	751	31
D 0846 HM 42 U	108,000	6	7252	117 kW	D	750	24	D 2066 LF 65	120,000	6	10518	235 kW	D	751	31
D 0846 HMN 2	108,000	6	7252	117 - 118 kW	D	750	24	D 2066 LF 67	120,000	6	10518	265 kW	D	751	32
D 0846 HMY-011	108,000	6	7250	123 kW	D	750	24	D 2066 LF 68	120,000	6	10518	235 kW	D	751	32
D 2066 LE 621	120,000	6	10518	265 kW	D	750	27	D 2066 LF 69	120,000	6	10518	324 kW	D	751	31
D 2066 LF 01	120,000	6	10518	316 kW	D	750	28	D 2066 LF 70	120,000	6	10518	294 kW	D	751	31
D 2066 LF 02	120,000	6	10518	287 kW	D	750	28	D 2066 LF 71	120,000	6	10518	265 kW	D	751	31
D 2066 LF 03	120,000	6	10518	257 kW	D	750	28	D 2066 LF 72	120,000	6	10518	235 kW	D	751	31
D 2066 LF 04	120,000	6	10518	228 kW	D	750	28	D 2066 LF 76	120,000	6	10518	294 kW	D	751	35
D 2066 LF 06	120,000	6	10518	294 kW	D	750	28	D 2066 LF 77	120,000	6	10518	265 kW	D	751	35
D 2066 LF 07	120,000	6	10518	265 kW	D	750	28	D 2066 LF 78	120,000	6	10518	235 kW	D	751	35
D 2066 LF 11	120,000	6	10518	316 kW	D	750	28	D 2066 LF 80	120,000	6	10518	265 kW	D	751	31
D 2066 LF 12	120,000	6	10518	287 kW	D	750	28	D 2066 LF 81	120,000	6	10518	235 kW	D	751	31
D 2066 LF 13	120,000	6	10518	257 kW	D	750	28	D 2066 LF 83	120,000	6	10518	265 kW	D	751	31
D 2066 LF 14	120,000	6	10518	228 kW	D	750	28	D 2066 LF 84	120,000	6	10518	235 kW	D	751	31
D 2066 LF 17	120,000	6	10518	324 kW	D	750	28	D 2066 LF 85	120,000	6	10518	265 kW	D	751	35
D 2066 LF 18	120,000	6	10518	294 kW	D	750	28	D 2066 LF 86	120,000	6	10518	235 kW	D	751	35
D 2066 LF 19	120,000	6	10518	265 kW	D	750	28	D 2066 LF 92	120,000	6	10518	265 kW	D	751	35
D 2066 LF 20	120,000	6	10518	235 kW	D	750	28	D 2066 LF 93	120,000	6	10518	235 kW	D	751	35
D 2066 LF 21	120,000	6	10518	321 kW	D	750	28	D 2066 LOH 01	120,000	6	10518	235 kW	D	750	29
D 2066 LF 22	120,000	6	10518	294 kW	D	750	28	D 2066 LOH 02	120,000	6	10518	265 kW	D	750	29
D 2066 LF 23	120,000	6	10518	324 kW	D	750	28	D 2066 LOH 03	120,000	6	10518	294 kW	D	750	29
D 2066 LF 24	120,000	6	10518	294 kW	D	750	28	D 2066 LOH 04	120,000	6	10518	324 kW	D	750	29
D 2066 LF 25	120,000	6	10518	324 kW	D	750	28	D 2066 LOH 05	120,000	6	10518	235 kW	D	750	29
D 2066 LF 26	120,000	6	10518	294 kW	D	750	28	D 2066 LOH 06	120,000	6	10518	265 kW	D	750	29

ENGINE			ccm	kW			1 POS	ENGINE			ccm	kW			1 POS
D 2066 LOH 07	120,000	6	10518	294 kW	D	750	29	D 2156 HMXU-038	121,000	6	10344	141 kW	D	752	39
D 2066 LOH 08	120,000	6	10518	324 kW	D	750	29	D 2156 HNY	121,000	6	10344	141 - 169 kW	D	752	39
D 2066 LOH 10	120,000	6	10518	316 kW	D	750	29	D 2156 MGN	121,000	6	10344	141 - 169 kW	D	752	39
D 2066 LOH 11	120,000	6	10518	287 kW	D	750	29	D 2156 MNY	121,000	6	10344	141 - 169 kW	D	752	39
D 2066 LOH 12	120,000	6	10518	257 kW	D	750	29	D 2156 MTN 1	121,000	6	10344	188 kW	D	752	38
D 2066 LOH 26	120,000	6	10518	235 kW	D	751	31	D 2156 MTN 5	121,000	6	10344	209 kW	D	752	38
D 2066 LOH 27	120,000	6	10518	265 kW	D	751	30	D 2156 MTX	121,000	6	10344	188 kW	D	752	38
D 2066 LOH 28	120,000	6	10518	294 kW	D	751	30	D 2156 MYN	121,000	6	10344	141 - 169 kW	D	752	39
D 2066 LOH 32	120,000	6	10518	294 kW	D	751	30	D 2156 MY	121,000	6	10344	141 - 169 kW	D	752	39
D 2066 LOH 33	120,000	6	10518	235 kW	D	751	31	D 2356 HM 9	123,000	6	10700	169 kW	D	752	40
D 2066 LOH 34	120,000	6	10518	265 kW	D	751	31	D 2356 HMN 2	123,000	6	10700	169 kW	D	752	40
D 2066 LOH 35	120,000	6	10518	294 kW	D	751	31	D 2356 HMN 5	123,000	6	10700	173 kW	D	752	40
D 2066 LOH 36	120,000	6	10518	324 kW	D	751	31	D 2530 ME	125,000	10	15945	156 - 235 kW	D	753	42
D 2066 LOH 37	120,000	6	10518	235 kW	D	751	31	D 2530 MF	125,000	10	15945	235 kW	D	753	43
D 2066 LOH 38	120,000	6	10518	265 kW	D	751	31	D 2530 MTE	125,000	10	15953	223 - 294 kW	D	753	44
D 2066 LOH 39	120,000	6	10518	294 kW	D	751	31	D 2530 MTXF/360	125,000	10	15900	265 kW	D	754	46
D 2066 LOH 40	120,000	6	10518	324 kW	D	751	31	D 2530 MTXF	125,000	10	15953	294 kW	D	753	45
D 2066 LUH 01	120,000	6	10518	228 kW	D	751	31	D 2530 MXF	125,000	10	15945	156 - 235 kW	D	753	44
D 2066 LUH 02	120,000	6	10518	257 kW	D	751	32	D 2538 ME	125,000	8	12763	188 kW	D	753	44
D 2066 LUH 03	120,000	6	10518	287 kW	D	751	32	D 2538 MF	125,000	8	12763	188 kW	D	754	47
D 2066 LUH 04	120,000	6	10518	316 kW	D	751	32	D 2538 MTE	125,000	8	12763	178 - 235 kW	D	753	44
D 2066 LUH 05	120,000	6	10518	199 kW	D	751	32	D 2538 MTH	125,000	8	12763	178 kW	D	754	48
D 2066 LUH 07	120,000	6	10518	228 kW	D	751	33	D 2538 MT	125,000	8	12763	178 - 235 kW	D	754	47
D 2066 LUH 08	120,000	6	10518	257 kW	D	751	33	D 2538 M	125,000	8	12763	188 kW	D	754	47
D 2066 LUH 09	120,000	6	10518	287 kW	D	751	33	D 2540 MTF/390	125,000	10	17426	287 kW	D	754	49
D 2066 LUH 11	120,000	6	10518	199 kW	D	750	28	D 2540 MTF	125,000	10	17426	324 kW	D	754	46
D 2066 LUH 12	120,000	6	10518	228 kW	D	750	28	D 2540 MT	125,000	10	17426	287 - 324 kW	D	753	42
D 2066 LUH 13	120,000	6	10518	257 kW	D	750	28	D 2542 MLE	125,000	12	20911	420 - 515 kW	D	754	46
D 2066 LUH 14	120,000	6	10518	287 kW	D	751	34	D 2542 MTE	125,000	12	20911	283 - 405 kW	D	753	42
D 2066 LUH 15	120,000	6	10518	316 kW	D	751	34	D 2555 MF	125,000	5	9200	123 kW	D	753	43
D 2066 LUH 16	120,000	6	10518	199 kW	D	751	32	D 2555 MXF	125,000	5	9200	141 kW	D	753	43
D 2066 LUH 17	120,000	6	10518	228 kW	D	751	32	D 2555 MXUL	125,000	5	9200	141 kW	D	753	43
D 2066 LUH 18	120,000	6	10518	257 kW	D	751	32	D 2555 MX	125,000	5	9200	141 kW	D	753	43
D 2066 LUH 21	120,000	6	10518	199 kW	D	750	28	D 2555 M	125,000	5	9200	123 kW	D	753	43
D 2066 LUH 22	120,000	6	10518	228 kW	D	750	28	D 2556 MF	125,000	6	11045	147 kW	D	753	43
D 2066 LUH 23	120,000	6	10518	257 kW	D	750	28	D 2556 MTE	125,000	6	11045	191 kW	D	753	43
D 2066 LUH 24	120,000	6	10518	287 kW	D	750	28	D 2556 MXF	125,000	6	11045	172 - 177 kW	D	753	43
D 2066 LUH 26	120,000	6	10518	199 kW	D	751	31	D 2556 MXUH/240	125,000	6	11045	177 kW	D	754	50
D 2066 LUH 27	120,000	6	10518	228 kW	D	751	31	D 2556 MX	125,000	6	11045	147 - 194 kW	D	753	43
D 2066 LUH 28	120,000	6	10518	257 kW	D	751	31	D 2556 M	125,000	6	11045	147 kW	D	753	43
D 2066 LUH 30	120,000	6	10518	324 kW	D	751	35	D 2565 HM	125,000	5	9510	92 - 141 kW	D	753	43
D 2066 LUH 31	120,000	6	10518	353 kW	D	751	35	D 2565 M/168	125,000	5	9510	123 kW	D	754	50
D 2066 LUH 32	120,000	6	10518	235 kW	D	751	31	D 2565 ME	125,000	5	9510	84 - 141 kW	D	753	43
D 2066 LUH 33	120,000	6	10518	265 kW	D	751	31	D 2565 MF/168	125,000	5	9510	123 kW	D	754	50
D 2066 LUH 34	120,000	6	10518	294 kW	D	751	31	D 2565 MFR	125,000	5	9510	92 - 141 kW	D	754	51
D 2066 LUH 41	120,000	6	10518	206 kW	D	751	31	D 2565 MF	125,000	5	9510	141 kW	D	754	51
D 2066 LUH 42	120,000	6	10518	235 kW	D	751	31	D 2565 MH	125,000	5	9510	141 kW	D	753	43
D 2066 LUH 43	120,000	6	10518	257 - 265 kW	D	751	31	D 2565 MKUL	125,000	5	9510	169 kW	D	753	43
D 2066 LUH 46	120,000	6	10518	206 kW	D	751	31	D 2565 MK	125,000	5	9510	169 kW	D	753	43
D 2066 LUH 47	120,000	6	10518	235 kW	D	751	31	D 2565 MR	125,000	5	9510	141 kW	D	753	43
D 2066 LUH 48	120,000	6	10518	265 kW	D	751	31	D 2565 MT	125,000	5	9510	169 kW	D	753	43
D 2066 LUH 50	120,000	6	10518	206 kW	D	752	36	D 2565 MUE	125,000	5	9510	141 kW	D	753	43
D 2066 LUH 51	120,000	6	10518	235 kW	D	752	37	D 2565 MUH	125,000	5	9510	92 - 141 kW	D	753	43
D 2066 LUH 52	120,000	6	10518	265 kW	D	751	31	D 2565 MUL	125,000	5	9510	141 kW	D	754	51
D 2066 LUH 53	120,000	6	10518	294 kW	D	751	31	D 2565 M	125,000	5	9510	141 kW	D	754	51
D 2066 LUH 55	120,000	6	10518	235 kW	D	752	36	D 2566 ME	125,000	6	11413	125 - 177 kW	D	753	43
D 2066 LUH 56	120,000	6	10518	265 kW	D	752	36	D 2566 MF/220	125,000	6	11413	162 kW	D	754	50
D 2156 HM 1 U	121,000	6	10344	141 kW	D	752	39	D 2566 MFO	125,000	6	11413	125 kW	D	753	43
D 2156 HM 2	121,000	6	10344	141 - 173 kW	D	752	39	D 2566 MFT	125,000	6	11413	162 kW	D	755	52
D 2156 HM 3	121,000	6	10344	158 - 169 kW	D	752	39	D 2566 MF	125,000	6	11413	177 kW	D	754	51
D 2156 HM 9	121,000	6	10344	158 - 169 kW	D	752	39	D 2566 MHO	125,000	6	11413	177 kW	D	753	43
D 2156 HMN 6	121,000	6	10344	172 kW	D	752	38	D 2566 MH	125,000	6	11413	177 kW	D	753	43









ENGINE			ccm	kW			1 POS	ENGINE			ccm	kW			1 POS
D 2566 MK/280	125,000	6	11413	206 kW	D	754	50	D 2676 LF 08	126,000	6	12419	397 kW	D	756	57
D 2566 MKF/280	125,000	6	11413	206 kW	D	754	50	D 2676 LF 09	126,000	6	12419	353 kW	D	756	60
D 2566 MKF	125,000	6	11413	235 kW	D	755	55	D 2676 LF 10	126,000	6	12419	324 kW	D	756	57
D 2566 MKUH/320	125,000	6	11413	235 kW	D	755	53	D 2676 LF 11	126,000	6	12419	397 kW	D	756	61
D 2566 MKUL	125,000	6	11413	235 kW	D	755	54	D 2676 LF 12	126,000	6	12419	353 kW	D	756	61
D 2566 MK	125,000	6	11413	235 kW	D	755	55	D 2676 LF 13	126,000	6	12419	397 kW	D	756	61
D 2566 MLE	125,000	6	11413	162 kW	D	755	52	D 2676 LF 14	126,000	6	12419	353 kW	D	756	61
D 2566 MLUH	125,000	6	11413	192 kW	D	753	43	D 2676 LF 15	126,000	6	12419	397 kW	D	756	57
D 2566 MLUM/JS	125,000	6	11413	222 kW	D	754	50	D 2676 LF 16	126,000	6	12419	353 kW	D	756	57
D 2566 MLUM	125,000	6	11413	227 kW	D	753	43	D 2676 LF 17	126,000	6	12419	397 kW	D	756	57
D 2566 MTE	125,000	6	11413	162 - 235 kW	D	753	43	D 2676 LF 18	126,000	6	12419	353 kW	D	756	57
D 2566 MTFG	125,000	6	11413	206 kW	D	753	43	D 2676 LF 19	126,000	6	12419	397 kW	D	756	57
D 2566 MTF	125,000	6	11413	206 kW	D	753	43	D 2676 LF 20	126,000	6	12419	353 kW	D	756	57
D 2566 MTHO	125,000	6	11413	206 - 235 kW	D	753	43	D 2676 LF 21	126,000	6	12419	353 kW	D	756	61
D 2566 MTH	125,000	6	11413	213 kW	D	753	43	D 2676 LF 22	126,000	6	12419	324 kW	D	756	57
D 2566 MTUH	125,000	6	11413	206 - 235 kW	D	755	55	D 2676 LF 23	126,000	6	12419	353 kW	D	756	60
D 2566 MT	125,000	6	11413	206 kW	D	753	43	D 2676 LF 24	126,000	6	12419	324 kW	D	756	60
D 2566 MUE	125,000	6	11413	125 - 177 kW	D	753	43	D 2676 LF 25	126,000	6	12419	353 kW	D	756	57
D 2566 MUH/175	125,000	6	11413	128 kW	D	754	50	D 2676 LF 26	126,000	6	12419	324 kW	D	756	57
D 2566 MUH/192	125,000	6	11413	141 kW	D	754	50	D 2676 LF 28	126,000	6	12419	324 kW	D	756	57
D 2566 MUH/200	125,000	6	11413	147 kW	D	754	50	D 2676 LF 31	126,000	6	12419	353 kW	D	756	57
D 2566 MUH/220	125,000	6	11413	162 kW	D	754	50	D 2676 LF 32	126,000	6	12419	397 kW	D	756	57
D 2566 MUH/240	125,000	6	11413	177 kW	D	754	50	D 2676 LF 33	126,000	6	12419	353 kW	D	756	57
D 2566 MUH	125,000	6	11413	177 kW	D	754	51	D 2676 LF 35	126,000	6	12419	353 kW	D	756	60
D 2566 MUL	125,000	6	11413	177 kW	D	753	43	D 2676 LF 36	126,000	6	12419	324 kW	D	756	60
D 2566 MUM/200	125,000	6	11413	147 kW	D	754	50	D 2676 LF 45	126,000	6	12419	353 kW	D	756	57
D 2566 MUM/220	125,000	6	11413	162 kW	D	754	50	D 2676 LF 46	126,000	6	12419	324 kW	D	756	57
D 2566 MUM/240	125,000	6	11413	177 kW	D	754	50	D 2676 LF 47	126,000	6	12419	294 kW	D	756	57
D 2566 MUM	125,000	6	11413	147 - 177 kW	D	753	43	D 2676 LF 48	126,000	6	12419	353 kW	D	756	57
D 2566 MXF	125,000	6	11413	125 - 177 kW	D	753	43	D 2676 LF 49	126,000	6	12419	324 kW	D	756	57
D 2566 M	125,000	6	11413	177 kW	D	754	51	D 2676 LF 50	126,000	6	12419	294 kW	D	756	57
D 2566 UH/205	125,000	6	11413	147 - 150 kW	D	754	50	D 2676 LF 51	126,000	6	12419	368 kW	D	756	60
D 2566 UH	125,000	6	11413	155 kW	D	755	56	D 2676 LF 52	126,000	6	12419	338 kW	D	756	58
D 2566	125,000	6	11413	235 kW	D	754	50	D 2676 LF 53	126,000	6	12419	309 kW	D	756	60
D 2676 440	126,000	6	12419	324 kW	D	756	60	D 2676 LF 54	126,000	6	12419	353 kW	D	756	57
D 2676 LE 221	126,000	6	12419	360 - 415 kW	D	756	60	D 2676 LF 55	126,000	6	12419	324 kW	D	756	57
D 2676 LE 223	126,000	6	12419	415 - 440 kW	D	756	60	D 2676 LF 56	126,000	6	12419	353 kW	D	756	59
D 2676 LE 231	126,000	6	12419	360 kW	D	756	60	D 2676 LF 57	126,000	6	12419	324 kW	D	756	59
D 2676 LE 241	126,000	6	12419	377 kW	D	756	60	D 2676 LF 58	126,000	6	12419	294 kW	D	756	59
D 2676 LE 421	126,000	6	12419	382 kW	D	756	60	D 2676 LF 63	126,000	6	12419	368 kW	D	756	60
D 2676 LE 422	126,000	6	12419	478 kW	D	756	60	D 2676 LF 64	126,000	6	12419	338 kW	D	756	60
D 2676 LE 423	126,000	6	12419	588 kW	D	756	60	D 2676 LF 65	126,000	6	12419	309 kW	D	756	60
D 2676 LE 424	126,000	6	12419	382 kW	D	756	60	D 2676 LF 66	126,000	6	12419	368 kW	D	756	60
D 2676 LE 425	126,000	6	12419	478 kW	D	756	60	D 2676 LF 67	126,000	6	12419	338 kW	D	756	60
D 2676 LE 431	126,000	6	12419	478 kW	D	756	60	D 2676 LF 68	126,000	6	12419	309 kW	D	756	60
D 2676 LE 432	126,000	6	12419	412 kW	D	756	60	D 2676 LF 78	126,000	6	12419	375 kW	D	756	60
D 2676 LE 434	126,000	6	12419	324 kW	D	756	60	D 2676 LF 79	126,000	6	12419	346 kW	D	756	60
D 2676 LE 435	126,000	6	12419	412 kW	D	756	60	D 2676 LF 80	126,000	6	12419	316 kW	D	756	59
D 2676 LE 441	126,000	6	12419	270 kW	D	756	60	D 2676 LF 81	126,000	6	12419	316 kW	D	756	59
D 2676 LE 443	126,000	6	12419	537 kW	D	756	60	D 2676 LF 82	126,000	6	12419	346 kW	D	756	60
D 2676 LE 451	126,000	6	12419	210 kW	D	756	60	D 2676 LF 83	126,000	6	12419	316 kW	D	756	59
D 2676 LE 453	126,000	6	12419	625 kW	D	756	60	D 2676 LF 84	126,000	6	12419	375 kW	D	756	60
D 2676 LE 461	126,000	6	12419	147 kW	D	756	60	D 2676 LF 85	126,000	6	12419	346 kW	D	756	60
D 2676 LE 621	126,000	6	12419	338 kW	D	756	60	D 2676 LF 86	126,000	6	12419	316 kW	D	756	59
D 2676 LE 622	126,000	6	12419	353 kW	D	756	60	D 2676 LF AB	126,000	6	12419	375 kW	D	756	60
D 2676 LF 01	126,000	6	12419	353 kW	D	756	61	D 2676 LF AE	126,000	6	12419	375 kW	D	756	60
D 2676 LF 02	126,000	6	12419	353 kW	D	756	61	D 2676 LOH 01	126,000	6	12419	338 kW	D	756	61
D 2676 LF 03	126,000	6	12419	353 kW	D	756	61	D 2676 LOH 02	126,000	6	12419	353 kW	D	756	61
D 2676 LF 04	126,000	6	12419	324 - 324 kW	D	756	61	D 2676 LOH 03	126,000	6	12419	338 kW	D	756	61
D 2676 LF 05	126,000	6	12419	353 kW	D	756	61	D 2676 LOH 04	126,000	6	12419	353 kW	D	756	61
D 2676 LF 06	126,000	6	12419	397 kW	D	756	61	D 2676 LOH 06	126,000	6	12419	235 kW	D	756	60
D 2676 LF 07	126,000	6	12419	353 kW	D	756	61	D 2676 LOH 10	126,000	6	12419	338 kW	D	756	61



ENGINE			ccm	kW			1 POS	ENGINE			ccm	kW			1 POS
D 2676 LOH 18	126,000	6	12419	338 kW	D	756	60	D 2842 LE 423	128,000	12	21927	1000 kW	D	760	81
D 2676 LOH 26	126,000	6	12419	324 kW	D	756	61	D 2842 LE 433	128,000	12	21927	1140 kW	D	760	81
D 2676 LOH 27	126,000	6	12419	353 kW	D	756	61	D 2842 LE 443	128,000	12	21927	900 kW	D	760	81
D 2676 LOH 28	126,000	6	12419	371 kW	D	756	61	D 2842 LE 602	128,000	12	21927	588 kW	D	758	68
D 2676 LOH 30	126,000	6	12419	324 kW	D	756	60	D 2842 LE 604	128,000	12	21927	480 kW	D	758	68
D 2676 LOH 31	126,000	6	12419	353 kW	D	756	57	D 2842 LE 606	128,000	12	21927	662 kW	D	758	68
D 2676 LOH 32	126,000	6	12419	371 kW	D	756	57	D 2842 LE 607	128,000	12	21927	500 kW	D	758	68
D 2676 LOH 33	126,000	6	12419	353 kW	D	756	57	D 2842 LE 620	128,000	12	21927	662 kW	D	757	67
D 2676 LOH 34	126,000	6	12419	353 kW	D	756	57	D 2842 LE 622	128,000	12	21927	588 kW	D	757	67
D 2676 LOH 35	126,000	6	12419	309 kW	D	756	60	D 2842 LF02	128,000	12	21927	735 kW	D	760	82
D 2676 LOH 36	126,000	6	12419	338 kW	D	756	60	D 2842 LF10	128,000	12	21927	735 kW	D	760	83
D 2676 LOH 37	126,000	6	12419	368 kW	D	756	60	D 2842 LXE	128,000	12	21927	662 - 735 kW	D	759	76
D 2676 LOH 38	126,000	6	12419	316 kW	D	756	60	D 2842 LYE	128,000	12	21927	735 - 808 kW	D	761	84
D 2676 LOH 39	126,000	6	12419	346 kW	D	756	60	D 2842 LZE	128,000	12	21927	735 - 808 kW	D	761	84
D 2676 LOH 40	126,000	6	12419	375 kW	D	756	60	D 2842 ME	128,000	12	21927	275 - 338 kW	D	759	76
D 2676 LOH 41	126,000	6	12419	309 kW	D	756	60	D 2848 LE 211	128,000	8	14618	405 - 460 kW	D	761	85
D 2676 LOH 42	126,000	6	12419	316 kW	D	756	60	D 2848 LE 213	128,000	8	14618	495 - 539 kW	D	761	85
D 2676 LOH 43	126,000	6	12419	346 kW	D	756	60	D 2848 LE 422	128,000	8	14618	551 kW	D	758	69
D 2676 LOH 47	126,000	6	12419	316 kW	D	756	60	D 2848 LE 423	128,000	8	14618	662 kW	D	760	83
D 2676 LOH 48	126,000	6	12419	346 kW	D	756	60	D 2848 LXE	128,000	8	14618	500 kW	D	761	86
D 2676 LOH 49	126,000	6	12419	375 kW	D	756	60	D 2848 LYE	128,000	8	14618	500 kW	D	761	86
D 2840 LE 201	128,000	10	18273	451 - 515 kW	D	757	66	D 2848 MH	128,000	8	14618	206 kW	D	761	87
D 2840 LE 203	128,000	10	18273	545 - 585 kW	D	757	66	D 2848 M	128,000	8	14618	206 kW	D	761	87
D 2840 LE 211	128,000	10	18273	495 - 565 kW	D	757	67	D 2862 LE 121	128,000	12	24243	588 - 816 kW	D	757	64
D 2840 LE 213	128,000	10	18273	610 - 660 kW	D	757	67	D 2862 LE 122	128,000	12	24243	588 - 816 kW	D	757	64
D 2840 LE 403	128,000	10	18273	772 kW	D	758	68	D 2862 LE 123	128,000	12	24243	588 - 816 kW	D	757	64
D 2840 LE 423	128,000	10	18273	809 kW	D	758	69	D 2862 LE 124	128,000	12	24243	588 - 816 kW	D	757	64
D 2840 LE	128,000	10	18273	346 - 460 kW	D	757	65	D 2862 LE 125	128,000	12	24243	588 - 816 kW	D	757	64
D 2840 LF 460	128,000	10	18273	338 kW	D	758	70	D 2862 LE 126	128,000	12	24243	588 - 816 kW	D	757	64
D 2840 LF01	128,000	10	18273	368 kW	D	758	71	D 2862 LE 130	128,000	12	24243	588 - 816 kW	D	757	64
D 2840 LF03	128,000	10	18273	346 kW	D	758	72	D 2862 LE 131	128,000	12	24243	588 - 816 kW	D	757	64
D 2840 LF04	128,000	10	18273	368 kW	D	759	73	D 2862 LE 132	128,000	12	24243	588 - 816 kW	D	757	64
D 2840 LF06	128,000	10	18273	368 kW	D	759	73	D 2862 LE 133	128,000	12	24243	588 - 816 kW	D	757	64
D 2840 LF20	128,000	10	18273	441 kW	D	759	74	D 2862 LE 134	128,000	12	24243	588 - 816 kW	D	757	64
D 2840 LF21	128,000	10	18273	441 kW	D	758	71	D 2862 LE 135	128,000	12	24243	588 - 816 kW	D	757	64
D 2840 LF25	128,000	10	18273	485 - 515 kW	D	759	75	D 2862 LE 136	128,000	12	24243	588 - 816 kW	D	757	64
D 2840 LXE	128,000	10	18273	603 kW	D	759	76	D 2862 LE 137	128,000	12	24243	588 - 816 kW	D	757	64
D 2840 LXF	128,000	10	18273	338 kW	D	759	77	D 2862 LE 138	128,000	12	24243	588 - 816 kW	D	757	64
D 2840 LYE	128,000	10	18273	603 - 670 kW	D	759	76	D 2862 LE 139	128,000	12	24243	588 - 816 kW	D	757	64
D 2840 ME	128,000	10	18273	244 - 268 kW	D	760	78	D 2862 LE 221	128,000	12	24243	700 - 800 kW	D	757	64
D 2840 MFG	128,000	10	18273	268 kW	D	757	65	D 2862 LE 223	128,000	12	24243	880 - 1117 kW	D	757	64
D 2840 MFR	128,000	10	18273	245 - 268 kW	D	759	76	D 2862 LE 421	128,000	12	24243	662 kW	D	757	64
D 2840 MF	128,000	10	18273	268 kW	D	760	78	D 2862 LE 422	128,000	12	24243	749 kW	D	757	64
D 2840 MH	128,000	10	18273	244 - 268 kW	D	760	78	D 2862 LE 431	128,000	12	24243	551 kW	D	757	64
D 2842 LE 201	128,000	12	21927	543 - 620 kW	D	757	66	D 2862 LE 432	128,000	12	24243	882 kW	D	757	64
D 2842 LE 202	128,000	12	21927	446 - 587 kW	D	758	68	D 2862 LE 463	128,000	12	24243	1029 kW	D	757	64
D 2842 LE 203	128,000	12	21927	633 - 718 kW	D	757	66	D 2862 LE 631	128,000	12	24243	662 kW	D	757	64
D 2842 LE 211	128,000	12	21927	590 - 695 kW	D	760	79	D 2862 LE 632	128,000	12	24243	735 kW	D	757	64
D 2842 LE 213	128,000	12	21927	702 - 800 kW	D	760	79	D 2862 LE 633	128,000	12	24243	588 kW	D	757	64
D 2842 LE 401	128,000	12	21927	588 kW	D	758	68	D 2865 LF/260	128,000	5	9973	191 kW	D	761	88
D 2842 LE 402	128,000	12	21927	809 kW	D	758	68	D 2865 LF01	128,000	5	9973	191 - 235 kW	D	764	101
D 2842 LE 403	128,000	12	21927	529 kW	D	761	84	D 2865 LF02	128,000	5	9973	198 kW	D	762	89
D 2842 LE 404	128,000	12	21927	956 kW	D	761	84	D 2865 LF03	128,000	5	9973	235 kW	D	762	89
D 2842 LE 405	128,000	12	21927	662 kW	D	758	68	D 2865 LF04	128,000	10	9973	221 kW	D	760	82
D 2842 LE 406	128,000	12	21927	882 kW	D	758	68	D 2865 LF05	128,000	5	9973	198 kW	D	762	89
D 2842 LE 407	128,000	12	21927	882 kW	D	757	67	D 2865 LF06	128,000	5	9973	235 kW	D	761	84
D 2842 LE 408	128,000	12	21927	735 kW	D	758	68	D 2865 LF09	128,000	5	9973	250 kW	D	762	90
D 2842 LE 409	128,000	12	21927	1103 kW	D	760	80	D 2865 LF10	128,000	5	9973	235 kW	D	761	84
D 2842 LE 410	128,000	12	21927	809 kW	D	760	79	D 2865 LF20	128,000	5	9973	213 kW	D	762	91
D 2842 LE 412	128,000	12	21927	588 kW	D	760	79	D 2865 LF21	128,000	5	9973	250 kW	D	762	92
D 2842 LE 413	128,000	12	21927	735 kW	D	760	79	D 2865 LF22	128,000	5	9973	198 kW	D	764	99
D 2842 LE 419	128,000	12	21927	440 kW	D	760	79	D 2865 LF23	128,000	5	9973	235 kW	D	762	93



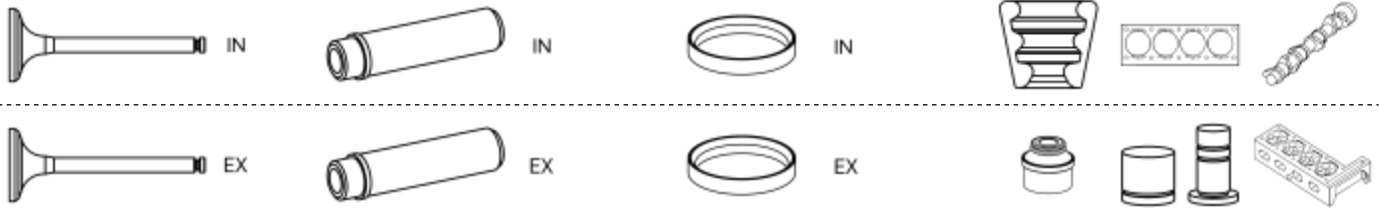
ENGINE			ccm	kW			1 POS	ENGINE			ccm	kW			1 POS
D 2865 LF24	128,000	5	9973	213 kW	D	764	99	D 2866 LF28	128,000	6	11967	301 kW	D	773	141
D 2865 LFR 01	128,000	5	9973	191 - 235 kW	D	763	95	D 2866 LF29	128,000	6	11967	294 kW	D	767	116
D 2865 LFR	128,000	5	9973	191 - 235 kW	D	763	94	D 2866 LF30	128,000	6	11967	301 kW	D	768	117
D 2865 LOH 01	128,000	5	9973	198 kW	D	763	96	D 2866 LF31	128,000	6	11967	301 kW	D	767	115
D 2865 LOH 02	128,000	5	9973	235 kW	D	763	96	D 2866 LF32	128,000	6	11967	301 kW	D	773	141
D 2865 LOH 05	128,000	5	9973	191 - 235 kW	D	763	96	D 2866 LF34	128,000	6	11967	228 kW	D	768	118
D 2865 LOH 06	128,000	5	9973	191 - 235 kW	D	757	67	D 2866 LF35	128,000	6	11967	265 kW	D	768	118
D 2865 LOH 07	128,000	5	9973	191 - 250 kW	D	763	97	D 2866 LF36	128,000	6	11967	228 kW	D	768	119
D 2865 LOH 08	128,000	5	9973	191 kW	D	763	96	D 2866 LF37	128,000	6	11967	265 kW	D	773	141
D 2865 LOH 09	128,000	5	9973	228 kW	D	763	97	D 2866 LF38	128,000	6	11967	301 kW	D	768	120
D 2865 LOH 10	128,000	5	9973	213 kW	D	763	96	D 2866 LF39	128,000	6	11967	265 kW	D	768	121
D 2865 LU 01	128,000	5	9973	198 kW	D	763	98	D 2866 LF40	128,000	6	11967	301 kW	D	769	122
D 2865 LU 02	128,000	5	9973	198 kW	D	763	98	D 2866 LF41	128,000	6	11967	301 kW	D	769	123
D 2865 LU 03	128,000	5	9973	235 kW	D	763	98	D 2866 LF43	128,000	6	11967	265 kW	D	769	123
D 2865 LU 04	128,000	5	9973	198 kW	D	763	95	D 2866 LF45	128,000	6	11967	301 kW	D	768	120
D 2865 LU 05	128,000	5	9973	198 kW	D	763	95	D 2866 LFG 03	128,000	6	11967	272 kW	D	769	125
D 2865 LU 06	128,000	5	9973	235 kW	D	763	95	D 2866 LFG 04	128,000	6	11967	309 kW	D	769	126
D 2865 LUH 02	128,000	5	9973	198 kW	D	764	99	D 2866 LFG 05	128,000	6	11967	294 kW	D	770	127
D 2865 LUH 03	128,000	5	9973	235 kW	D	763	96	D 2866 LFG 06	128,000	6	11967	301 kW	D	757	67
D 2865 LUH 05	128,000	5	9973	198 kW	D	763	96	D 2866 LFG 07	128,000	6	11967	301 kW	D	770	128
D 2865 LUH 06	128,000	5	9973	191 kW	D	763	96	D 2866 LFG	128,000	6	11967	243 kW	D	769	124
D 2865 LUH 07	128,000	5	9973	228 kW	D	764	100	D 2866 LFG 07	128,000	6	11967	301 kW	D	770	128
D 2865 LUH 08	128,000	5	9973	235 kW	D	764	99	D 2866 LFG	128,000	6	11967	243 kW	D	769	124
D 2865 LUH 09	128,000	5	9973	191 kW	D	764	99	D 2866 LFG 07	128,000	6	11967	301 kW	D	770	128
D 2865 LXFR	128,000	5	9973	191 - 235 kW	D	764	101	D 2866 LFG	128,000	6	11967	243 kW	D	769	124
D 2865 LXF	128,000	5	9973	191 - 235 kW	D	764	101	D 2866 LFG 07	128,000	6	11967	301 kW	D	770	128
D 2866 F/240	128,000	6	11967	177 kW	D	764	102	D 2866 LFG	128,000	6	11967	243 kW	D	769	124
D 2866 FG	128,000	6	11967	185 kW	D	759	77	D 2866 LFG 07	128,000	6	11967	301 kW	D	770	128
D 2866 FR	128,000	6	11967	177 - 213 kW	D	759	77	D 2866 LFG	128,000	6	11967	243 kW	D	769	124
D 2866 KFZ	128,000	6	11967	265 kW	D	759	77	D 2866 LFG 07	128,000	6	11967	301 kW	D	770	128
D 2866 KF	128,000	6	11967	265 kW	D	764	102	D 2866 LFG	128,000	6	11967	243 kW	D	769	124
D 2866 KH	128,000	6	11967	265 kW	D	764	103	D 2866 LFG 07	128,000	6	11967	301 kW	D	770	128
D 2866 KOH 360	128,000	6	11967	265 kW	D	775	153	D 2866 LFG	128,000	6	11967	243 kW	D	769	124
D 2866 KOH/373	128,000	6	11967	274 kW	D	775	151	D 2866 LFG 07	128,000	6	11967	301 kW	D	770	128
D 2866 KUH/360	128,000	6	11967	265 kW	D	764	102	D 2866 LFG	128,000	6	11967	243 kW	D	769	124
D 2866 KUL	128,000	6	11967	265 kW	D	764	102	D 2866 LFG 07	128,000	6	11967	301 kW	D	770	128
D 2866 LE 201	128,000	6	11967	280 - 322 kW	D	765	104	D 2866 LFG	128,000	6	11967	243 kW	D	769	124
D 2866 LE 203	128,000	6	11967	248 - 277 kW	D	765	104	D 2866 LFG 07	128,000	6	11967	301 kW	D	770	128
D 2866 LF 330	128,000	6	11967	243 kW	D	759	76	D 2866 LFG	128,000	6	11967	243 kW	D	769	124
D 2866 LF/290	128,000	6	11967	213 kW	D	765	105	D 2866 LFG 07	128,000	6	11967	301 kW	D	770	128
D 2866 LF01	128,000	6	11967	265 kW	D	757	67	D 2866 LFG	128,000	6	11967	243 kW	D	769	124
D 2866 LF02	128,000	6	11967	250 kW	D	765	106	D 2866 LFG 07	128,000	6	11967	301 kW	D	770	128
D 2866 LF03	128,000	6	11967	272 kW	D	765	107	D 2866 LFG	128,000	6	11967	243 kW	D	769	124
D 2866 LF04	128,000	6	11967	221 kW	D	765	106	D 2866 LFG 07	128,000	6	11967	301 kW	D	770	128
D 2866 LF05	128,000	6	11967	272 kW	D	765	106	D 2866 LFG	128,000	6	11967	243 kW	D	769	124
D 2866 LF06	128,000	6	11967	309 kW	D	765	107	D 2866 LFG 07	128,000	6	11967	301 kW	D	770	128
D 2866 LF07	128,000	6	11967	213 kW	D	765	108	D 2866 LFG	128,000	6	11967	243 kW	D	769	124
D 2866 LF08	128,000	6	11967	243 kW	D	765	108	D 2866 LFG 07	128,000	6	11967	301 kW	D	770	128
D 2866 LF09	128,000	6	11967	309 kW	D	766	109	D 2866 LFG	128,000	6	11967	243 kW	D	769	124
D 2866 LF10	128,000	6	11967	309 kW	D	765	108	D 2866 LFG 07	128,000	6	11967	301 kW	D	770	128
D 2866 LF14	128,000	6	11967	294 - 309 kW	D	766	110	D 2866 LFG	128,000	6	11967	243 kW	D	769	124
D 2866 LF15	128,000	6	11967	272 kW	D	765	108	D 2866 LFG 07	128,000	6	11967	301 kW	D	770	128
D 2866 LF16	128,000	6	11967	294 - 309 kW	D	766	111	D 2866 LFG	128,000	6	11967	243 kW	D	769	124
D 2866 LF17	128,000	6	11967	260 kW	D	766	112	D 2866 LFG 07	128,000	6	11967	301 kW	D	770	128
D 2866 LF20	128,000	6	11967	294 - 309 kW	D	767	113	D 2866 LFG	128,000	6	11967	243 kW	D	769	124
D 2866 LF21	128,000	6	11967	272 kW	D	767	114	D 2866 LFG 07	128,000	6	11967	301 kW	D	770	128
D 2866 LF22	128,000	6	11967	309 kW	D	767	114	D 2866 LFG	128,000	6	11967	243 kW	D	769	124
D 2866 LF23	128,000	6	11967	228 kW	D	767	115	D 2866 LFG 07	128,000	6	11967	301 kW	D	770	128
D 2866 LF24	128,000	6	11967	265 kW	D	767	115	D 2866 LFG	128,000	6	11967	243 kW	D	769	124
D 2866 LF25	128,000	6	11967	301 kW	D	767	115	D 2866 LFG 07	128,000	6	11967	301 kW	D	770	128
D 2866 LF26	128,000	6	11967	228 kW	D	773	141	D 2866 LFG	128,000	6	11967	243 kW	D	769	124
D 2866 LF27	128,000	6	11967	265 kW	D	773	141	D 2866 LFG 07	128,000	6	11967	301 kW	D	770	128
D 2866 LF28	128,000	6	11967	301 kW	D	773	141	D 2866 LFG	128,000	6	11967	243 kW	D	769	124
D 2866 LF29	128,000	6	11967	294 kW	D	767	116	D 2866 LFG 07	128,000	6	11967	301 kW	D	770	128
D 2866 LF30	128,000	6	11967	301 kW	D	768	117	D 2866 LFG	128,000	6	11967	243 kW	D	769	124
D 2866 LF31	128,000	6	11967	301 kW	D	767	115	D 2866 LFG 07	128,000	6	11967	301 kW	D	770	128
D 2866 LF32	128,000	6	11967	301 kW	D	773	141	D 2866 LFG	128,000	6	11967	243 kW	D	769	124
D 2866 LF34	128,000	6	11967	228 kW	D	768	118	D 2866 LFG 07	128,000	6	11967	301 kW	D	770	128
D 2866 LF35	128,000	6	11967	265 kW	D	768	118	D 2866 LFG	128,000	6	11967	243 kW	D	769	124
D 2866 LF36	128,000	6	11967	228 kW	D	768	119	D 2866 LFG 07	128,000	6	11967	301 kW	D	770	128
D 2866 LF37	128,000	6	11967	265 kW	D	773	141	D 2866 LFG	128,000	6	11967	243 kW	D	769	124
D 2866 LF38	128,000	6	11967	301 kW	D	768	120	D 2866 LFG 07	128,000	6	11967	301 kW	D	770	128
D 2866 LF39	128,000	6	11967	265 kW	D	768	121	D 2866 LFG	128,000	6	11967	243 kW	D	769	124
D 2866 LF40	128,000	6	11967	301 kW	D	769	122	D 2866 LFG 07	128,000	6	11967	301 kW	D	770	128
D 2866 LF41	128,000	6	11967	301 kW	D	769	123	D 2866 LFG	128,000	6	11967	243 kW	D	769	124
D 2866 LF43	128,000	6	11967	265 kW	D	769	123	D 2866 LFG 07	128,000	6	11967	301 kW	D	770	128
D 2866 LF45	128,000	6	11967	301 kW	D	768	120	D 2866 LFG	128,000	6	11967	243 kW	D	769	124
D 2866 LFG 03	128,000	6	11967	272 kW	D	769	125	D 2866 LFG 07	128,000	6	11967	301 kW	D	770	128
D 2866 LFG 04	128,000	6	11967	309 kW	D	769	126	D 2866 LFG	128,000	6	11967	243 kW	D	769	124
D 2866 LFG 05	128,000	6	11967	294 kW	D	770	127	D 2866 LFG 07	128,000	6	11967	301 kW	D	770	128
D 2866 LFG 06	128,000	6	11967	301 kW	D	757	67	D 2866 LFG	128,000	6	11967	243 kW	D	769	124
D 2866 LFG 07	128,000	6	11967	301 kW	D	770	128	D 2866 LFG 07	128,000						

ENGINE		ccm	kW			1 POS	ENGINE		ccm	kW			1 POS		
D 2866 LUH 20	128,000	6	11967	228 kW	D	772	138	D 2876 LE 124	128,000	6	12816	382 kW	D	776	156
D 2866 LUH 21	128,000	6	11967	257 kW	D	772	139	D 2876 LE 131	128,000	6	12816	390 kW	D	776	156
D 2866 LUH 22	128,000	6	11967	191 kW	D	772	139	D 2876 LE 201	128,000	6	12816	355 - 405 kW	D	776	157
D 2866 LUH 23	128,000	6	11967	191 kW	D	772	140	D 2876 LE 202	128,000	6	12816	355 - 405 kW	D	776	158
D 2866 LUH 24	128,000	6	11967	228 kW	D	773	141	D 2876 LE 203	128,000	6	12816	451 - 507 kW	D	776	157
D 2866 LUH 25	128,000	6	11967	265 kW	D	773	141	D 2876 LE 401	128,000	6	12816	515 kW	D	757	64
D 2866 LUH 26	128,000	6	11967	228 kW	D	772	139	D 2876 LE 402	128,000	6	12816	412 kW	D	776	159
D 2866 LUH 27	128,000	6	11967	191 kW	D	773	142	D 2876 LE 403	128,000	6	12816	331 kW	D	760	81
D 2866 LUH 28	128,000	6	11967	228 kW	D	773	142	D 2876 LE 404	128,000	6	12816	463 kW	D	757	64
D 2866 LUH 29	128,000	6	11967	265 kW	D	772	140	D 2876 LE 405	128,000	6	12816	537 kW	D	757	64
D 2866 LUH 30	128,000	6	11967	301 - 302 kW	D	773	141	D 2876 LE 406	128,000	6	12816	230 kW	D	760	81
D 2866 LUH 330	128,000	6	11967	243 kW	D	773	143	D 2876 LE 407	128,000	6	12816	360 kW	D	760	81
D 2866 LUH 34	128,000	6	11967	191 kW	D	773	142	D 2876 LE 423	128,000	6	12816	588 kW	D	757	64
D 2866 LUH 35	128,000	6	11967	228 kW	D	773	142	D 2876 LE 426	128,000	6	12816	588 kW	D	757	64
D 2866 LUH 36	128,000	6	11967	265 kW	D	773	142	D 2876 LE 433	128,000	6	12816	537 kW	D	757	64
D 2866 LUH 37	128,000	6	11967	301 kW	D	773	142	D 2876 LE 436	128,000	6	12816	537 kW	D	757	64
D 2866 LUH 50	128,000	6	11967	191 kW	D	773	142	D 2876 LE 446	128,000	6	12816	537 kW	D	757	64
D 2866 LUH 51	128,000	6	11967	228 kW	D	772	140	D 2876 LE 631	128,000	6	12816	390 kW	D	757	64
D 2866 LUH 52	128,000	6	11967	265 kW	D	773	142	D 2876 LF 01	128,000	6	12816	338 kW	D	768	121
D 2866 LUH	128,000	6	11967	243 kW	D	771	135	D 2876 LF 02	128,000	6	12816	338 kW	D	777	160
D 2866 LUL 330	128,000	6	11967	243 kW	D	770	129	D 2876 LF 03	128,000	6	12816	338 kW	D	767	115
D 2866 LU	128,000	6	11967	243 kW	D	771	132	D 2876 LF 04	128,000	6	12816	338 kW	D	773	141
D 2866 LXE 40	128,000	6	11967	190 - 294 kW	D	757	67	D 2876 LF 05	128,000	6	12816	375 kW	D	773	141
D 2866 LXE 47	128,000	6	11967	221 kW	D	757	67	D 2876 LF 06	128,000	6	12816	338 kW	D	767	115
D 2866 LXFG	128,000	6	11967	274 kW	D	774	145	D 2876 LF 07	128,000	6	12816	338 kW	D	773	141
D 2866 LXF	128,000	6	11967	198 - 274 kW	D	773	144	D 2876 LF 08	128,000	6	12816	301 kW	D	777	161
D 2866 LXOH	128,000	6	11967	265 - 274 kW	D	774	146	D 2876 LF 09	128,000	6	12816	338 kW	D	777	162
D 2866 LXUH	128,000	6	11967	265 kW	D	774	147	D 2876 LF 10	128,000	6	12816	338 kW	D	768	121
D 2866 LXU	128,000	6	11967	265 kW	D	763	96	D 2876 LF 11	128,000	6	12816	338 kW	D	772	140
D 2866 LX	128,000	6	11967	198 - 344 kW	D	759	76	D 2876 LF 12	128,000	6	12816	353 kW	D	777	163
D 2866 OH	128,000	6	11967	177 - 213 kW	D	774	148	D 2876 LF 13	128,000	6	12816	390 kW	D	777	163
D 2866 TOH/290	128,000	6	11967	213 kW	D	775	150	D 2876 LF 17	128,000	6	12816	338 kW	D	768	121
D 2866 TOH/310	128,000	6	11967	229 kW	D	775	151	D 2876 LF 18	128,000	6	12816	265 kW	D	758	69
D 2866 TOH	128,000	6	11967	229 kW	D	774	149	D 2876 LF 19	128,000	6	12816	265 kW	D	758	69
D 2866 TUH 01	128,000	6	11967	222 kW	D	774	149	D 2876 LF 20	128,000	6	12816	375 kW	D	772	140
D 2866 TUH/290	128,000	6	11967	213 - 224 kW	D	775	153	D 2876 LF 23	128,000	6	12816	324 kW	D	758	69
D 2866 TUH	128,000	6	11967	224 - 229 kW	D	774	149	D 2876 LF 25	128,000	6	12816	353 kW	D	777	163
D 2866 T	128,000	6	11967	213 kW	D	760	78	D 2876 LFG 01	128,000	6	12816	338 kW	D	773	142
D 2866 UH/240	128,000	6	11967	177 kW	D	775	153	D 2876 LOH 01	128,000	6	12816	338 kW	D	772	139
D 2866 UH	128,000	6	11967	177 - 186 kW	D	759	77	D 2876 LOH 02	128,000	6	12816	338 kW	D	772	140
D 2866 UM	128,000	6	11967	152 - 177 kW	D	759	77	D 2876 LOH 03	128,000	6	12816	338 kW	D	773	141
D 2866 U	128,000	6	11967	160 - 180 kW	D	775	152	D 2876 LOH 04	128,000	6	12816	301 kW	D	777	164
D 2868 LE 121	128,000	8	16162	570 kW	D	757	64	D 2876 LOH 05	128,000	6	12816	301 kW	D	777	164
D 2868 LE 122	128,000	8	16162	570 kW	D	757	64	D 2876 LOH 20	128,000	6	12816	353 kW	D	777	163
D 2868 LE 123	128,000	8	16162	570 kW	D	757	64	D 2876 LOH 21	128,000	6	12816	390 kW	D	777	163
D 2868 LE 421	128,000	8	16162	441 kW	D	757	64	D 2876 LUE 604	128,000	6	12816	375 kW	D	758	69
D 2868 LE 422	128,000	8	16162	588 kW	D	757	64	D 2876 LUE 605	128,000	6	12816	338 kW	D	758	69
D 2868 LF02	128,000	8	16160	500 kW	D	757	64	D 2876 LUE 606	128,000	6	12816	301 kW	D	758	69
D 2868 LF03	128,000	8	16160	500 kW	D	775	154	D 2876 LUE 621	128,000	6	12816	257 kW	D	757	64
D 2868 LF04	128,000	8	16160	500 kW	D	757	64	D 2876 LUE 622	128,000	6	12816	338 kW	D	757	64
D 2868 LF05	128,000	8	16160	500 kW	D	757	64	D 2876 LUE 623	128,000	6	12816	382 kW	D	757	64
D 2868 LF06	128,000	8	16160	500 kW	D	757	64	D 2876 LUE 631	128,000	6	12816	390 kW	D	757	64
D 2868 LF07	128,000	8	16200	500 kW	D	757	64	D 2876 LUE 632	128,000	6	12816	353 kW	D	757	64
D 2876 LE 101	128,000	6	12816	309 kW	D	777	164	D 2876 LUE 633	128,000	6	12816	294 kW	D	757	64
D 2876 LE 102	128,000	6	12816	309 kW	D	776	155	D 2876 LUH 01	128,000	6	12816	294 kW	D	778	165
D 2876 LE 103	128,000	6	12816	338 kW	D	777	164	D 2876 LUH 02	128,000	6	12816	316 kW	D	778	165
D 2876 LE 104	128,000	6	12816	265 kW	D	777	164	D0824LE201	108,000	4	4580	114 - 118 kW	D	750	25
D 2876 LE 105	128,000	6	12816	375 kW	D	777	164	D0826LE200	108,000	6	6871	132 - 191 kW	D	750	25
D 2876 LE 106	128,000	6	12816	375 kW	D	777	164	D0826LE400	108,000	6	6871	132 - 191 kW	D	750	25
D 2876 LE 121	128,000	6	12816	280 kW	D	776	156	DASA	81,000	4	1968	90 kW	D	746	1
D 2876 LE 122	128,000	6	12816	316 kW	D	776	156	DASB	81,000	4	1968	103 kW	D	746	1
D 2876 LE 123	128,000	6	12816	353 kW	D	776	156	DAUA	81,000	4	1968	103 kW	D	746	2





ENGINE			ccm	kW			1 POS	ENGINE			ccm	kW			1 POS
DAUB	81,000	4	1968	75 kW	D	746	2	E 2876 E 312	128,000	6	12816	150 - 170 kW	G	778	167
DAVA	81,000	4	1968	130 kW	D	746	2	E 2876 LE 202	128,000	6	12816	220 kW	G	778	169
DAWA	81,000	4	1968	130 kW	D	746	1	E 2876 LE 212	128,000	6	12816	220 kW	G	779	175
E 2676 E 302	126,000	6	12419	140 - 160 kW	G	756	60	E 2876 LE 302	128,000	6	12816	200 - 210 kW	G	778	169
E 2676 E 312	126,000	6	12419	110 - 140 kW	G	756	60	E 2876 LE 701	128,000	6	12816	170 kW	G	779	174
E 2676 LE 202	126,000	6	12419	220 - 250 kW	G	756	60	E 2876 LUH 01	128,000	6	12816	228 kW	G	778	167
E 2676 LE 212	126,000	6	12419	220 - 250 kW	G	756	60	E 2876 LUH 02	128,000	6	12816	228 kW	G	779	171
E 2842 E 301	128,000	12	21927	250 - 280 kW	G	778	166	E 2876 LUH 03	128,000	6	12816	228 - 235 kW	G	779	173
E 2842 E 302	128,000	12	21927	250 - 280 kW	G	778	166	E 2876 LUH 04	128,000	6	12816	200 kW	G	779	170
E 2842 E 312	128,000	12	21927	250 - 280 kW	G	778	167	E 2876 LUH 07	128,000	6	12816	228 - 235 kW	G	779	170
E 2842 LE 302	128,000	12	21927	360 - 420 kW	G	778	166	E 2876 LUH 08	128,000	6	12816	200 kW	G	779	170
E 2842 LE 312	128,000	12	21927	360 - 420 kW	G	778	167	E 2876 TE 302	128,000	6	12816	130 kW	G	780	176
E 2842 LE 322	128,000	12	21927	380 - 420 kW	G	778	168	E 3262 E 302	132,000	12	25782	275 - 300 kW	G	781	182
E 2842 LE 332	128,000	12	21927	400 kW	G	760	83	E 3262 LE 202	132,000	12	25782	550 - 580 kW	G	781	182
E 2848 LE 322	128,000	8	14618	265 - 295 kW	G	778	169	E 3262 LE 212	132,000	12	25782	550 - 580 kW	G	781	182
E 2866 DE	128,000	6	11967	122 - 240 kW	G	779	170	E 3262 LE 222	132,000	12	25782	500 kW	G	781	182
E 2866 DF 01	128,000	6	11967	170 kW	G	779	171	E 3262 LE 232	132,000	12	25782	450 kW	G	781	182
E 2866 DF 02	128,000	6	11967	174 kW	G	779	170	E 3262 LE 242	132,000	12	25782	450 kW	G	781	182
E 2866 DF 03	128,000	6	11967	174 kW	G	779	170	E 3268 LE 212	132,000	8	17188	370 - 390 kW	G	781	182
E 2866 DF 04	128,000	6	11967	174 kW	G	779	170	E 3268 LE 222	132,000	8	17188	370 - 390 kW	G	781	182
E 2866 DOH 01	128,000	6	11967	178 kW	G	779	172	E 3268 LE 232	132,000	8	17188	370 kW	G	781	182
E 2866 DOH 02	128,000	6	11967	178 kW	G	779	170	G 0826 DOH	108,000	6	6871	59 - 88 kW	G	750	26
E 2866 DOH 03	128,000	6	11967	178 kW	G	779	170	G 2866 DUH 01	128,000	6	11967	151 kW	G	780	177
E 2866 DOH 04	128,000	6	11967	178 kW	G	779	170	G 2866 DUH 02	128,000	6	11967	177 kW	G	780	177
E 2866 DUH 01	128,000	6	11967	170 kW	G	779	172	G 2866 DUH 03	128,000	6	11967	177 kW	G	780	177
E 2866 DUH 02	128,000	6	11967	170 kW	G	779	172	G 2866 DUH 04	128,000	6	11967	175 kW	G	780	178
E 2866 DUH 03	128,000	6	11967	180 kW	G	779	171	G 2866 DUH 05	128,000	6	11967	175 kW	G	780	179
E 2866 DUH 04	128,000	6	11967	180 kW	G	779	173	G 2866 DUM 01	128,000	6	11967	151 kW	G	780	180
E 2866 DUH	128,000	6	11970	170 kW	G	778	169	G 2866 UH	128,000	6	11967	175 kW	G	780	180
E 2866 E 300-302	128,000	6	11967	175 kW	G	779	174	G 2866 UM	128,000	6	11967	175 kW	G	780	180
E 2866 LUH 01	128,000	6	11967	228 kW	G	779	172	G 2876 DUH 01	128,000	6	12816	200 kW	G	779	172
E 2866 LUH 02	128,000	6	11967	228 kW	G	779	172	G 2876 DUH 02	128,000	6	12816	200 kW	G	778	169
E 2866	128,000	6	11967	170 kW	G	779	170								



## 81,000 mm

1

DASA , DASB , DAWA ,

970227-8

Hydro

## 81,000 mm

2

DAUA , DAUB , DAVA ,

855025-4

M-5

28,00 x 5,00 x 99,30 x 45°

865026-4

970227-8

25,00 x 5,00 x 99,30 x 45°

Hydro

## 102,000 mm

3

D 0224 MF , D 0224 M , D 0226 MFA , D 0226 MFO , D 0226 MF , D 0226 MKFA , D 0226 MKFO , D 0226 MKF , D 0226 MKH ,

853124-6

883136-6

K-10

49,10 x 10,00 x 136,50 x 30°

16,04 x 10,00 x 65,00 | IN

883138-6

15,75 x 10,00 x 60,00 | IN

863123-6

883137-6

973101-6

42,00 x 10,00 x 136,35 x 45°

16,04 x 10,00 x 55,00 | EX

## 102,000 mm

4

D 0224 ME , D 0226 MC , D 0226 ME , D 0226 MFM , D 0226 MH , D 0226 MK , D 0226 ML , D 0226 MT , D 0226 M ,

853124-6

883136-6

K-10

49,10 x 10,00 x 136,50 x 30°

16,04 x 10,00 x 65,00 | IN

883138-6

15,75 x 10,00 x 60,00 | IN

863123-6

883137-6

42,00 x 10,00 x 136,35 x 45°

16,04 x 10,00 x 55,00 | EX

## 102,000 mm

5

D 0226 MCFO/170 , D 0226 MKF/170 ,

853124-6

883138-6

49,10 x 10,00 x 136,50 x 30°

15,75 x 10,00 x 60,00 | IN

883137-6

16,04 x 10,00 x 55,00 | EX

## 102,000 mm

6

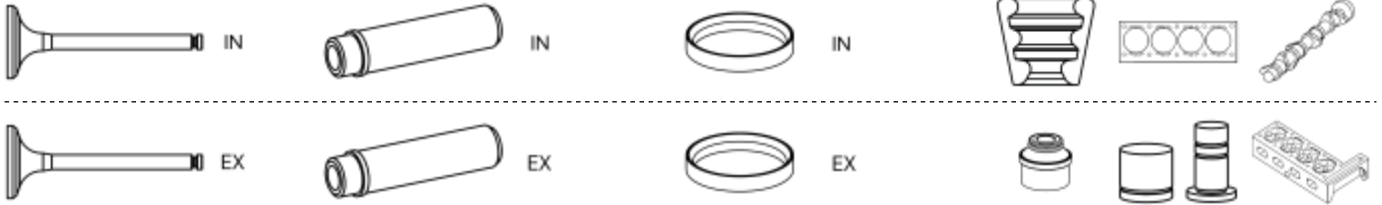
D 0226 MLE , D 0226 MTE ,

883138-6

15,75 x 10,00 x 60,00 | IN

883137-6

16,04 x 10,00 x 55,00 | EX



**108,000 mm** **7**

D 0824 GF01 , D 0824 GF02 , D 0824 GF03 , D 0824 GF , D 0824 LF 09 , D 0824 LF 10 , D 0824 LFG 01 , D 0824 LFL 01 , D 0824 LFL 02 , D 0824 LFL 05 , D 0824 LFL 06 , D 0824 LFL 07 , D 0824 LFL 08 , D 0824 LFL 09 , D 0824 LFL 10 , D 0824 LFO 01 , D 0824 LOH 01 , D 0824 LOH 02 , D 0824 LOH 03 , D 0824 LOH 04 , D 0824 LOH 05 , D 0824 LUE 521 , D 0824 LUE 522 , D 0824 LUE 523 , D 0824 LUE 524 , D 0826 F02 , D 0826 FO 01 , D 0826 FO 02 , D 0826 FO , D 0826 FR 01 , D 0826 FR , D 0826 GF01 , D 0826 GF03 , D 0826 GF04 , D 0826 GFA 01 , D 0826 GFA 02 , D 0826 GFA 03 , D 0826 GFA 04 , D 0826 GFA , D 0826 GF , D 0826 LE 521 , D 0826 LE 522 , D 0826 LF/217/Silent , D 0826 LF01 , D 0826 LF02 , D 0826 LF04 , D 0826 LF05 , D 0826 LF06 , D 0826 LF07 , D 0826 LF08 , D 0826 LF09 , D 0826 LF11 , D 0826 LF12 , D 0826 LF13 , D 0826 LF15 , D 0826 LF17 , D 0826 LF18 , D 0826 LFG 01 , D 0826 LFG 02 , D 0826 LFG 06 , D 0826 LFG 15 , D 0826 LFG 16 , D 0826 LFL03 , D 0826 LFL06 , D 0826 LFL07 , D 0826 LFL08 , D 0826 LFL09 , D 0826 LFL10 , D 0826 LOH 01 , D 0826 LOH 02 , D 0826 LOH 03 , D 0826 LOH 04 , D 0826 LOH 05 , D 0826 LOH 06 , D 0826 LOH 07 , D 0826 LOH 08 , D 0826 LOH 09 , D 0826 LOH 10 , D 0826 LOH 11 , D 0826 LOH 12 , D 0826 LOH 13 , D 0826 LOH 15 , D 0826 LOH 17 , D 0826 LOH 18 , D 0826 LOH 19 , D 0826 LUH 01 , D 0826 LUH 02 , D 0826 LUH 03 , D 0826 LUH 04 , D 0826 LUH 05 , D 0826 LUH 06 , D 0826 LUH 08 , D 0826 LUH 10 , D 0826 LUH 12 , D 0826 LUH 13 , D 0826 LUH/213 , D 0826 LUH , D 0826 OH01 , D 0826 OH02 , D 0826 OH03 , D 0826 OH , D 0826 TE 520 , D 0826 TOH , D 0834 LFL 02 , D 0834 LFL 04 , D 0834 LOH 01 , D 0834 LOH 02 , D 0834 LOH 03 , D 0836 LF 01 , D 0836 LF 03 , D 0836 LF 04 , D 0836 LF 05 , D 0836 LFL 01 , D 0836 LFL 02 , D 0836 LFL 03 , D 0836 LFL 04 , D 0836 LFL 05 , D 0836 LFL 06 , D 0836 LOH 01 , D 0836 LOH 02 , D 0836 LOH 03 , D 0836 LUH 01 , D 0836 LUH 02 ,

<b>853124-6</b> 49,10 x 10,00 x 136,50 x 30°	<b>883136-6</b> 16,04 x 10,00 x 65,00   IN	<b>873115-6</b> 51,10 x 41,60 x 7,40 x 30°   IN	<b>K-10</b>
	<b>883138-6</b> 15,75 x 10,00 x 60,00   IN		

<b>863123-6</b> 42,00 x 10,00 x 136,35 x 45°	<b>883137-6</b> 16,04 x 10,00 x 55,00   EX	<b>873114-6</b> 44,00 x 35,00 x 8,10 x 45°   EX	<b>973101-6</b>
---	---	--	-----------------

**108,000 mm** **8**

D 0824 FL 01 , D 0824 LF 01 , D 0824 LF 02 , D 0824 LFL 04 , D 0826 F01 , D 0826 TF , D 0834 LFL 03 , D 0836 LF 02 ,

<b>853124-6</b> 49,10 x 10,00 x 136,50 x 30°	<b>883136-6</b> 16,04 x 10,00 x 65,00   IN	<b>873115-6</b> 51,10 x 41,60 x 7,40 x 30°   IN	<b>K-10</b>
	<b>883138-6</b> 15,75 x 10,00 x 60,00   IN		

<b>863123-6</b> 42,00 x 10,00 x 136,35 x 45°	<b>883137-6</b> 16,04 x 10,00 x 55,00   EX	<b>873114-6</b> 44,00 x 35,00 x 8,10 x 45°   EX	<b>973101-6</b>
			<b>973104-6</b>

**108,000 mm** **9**

D 0824 LFO ,

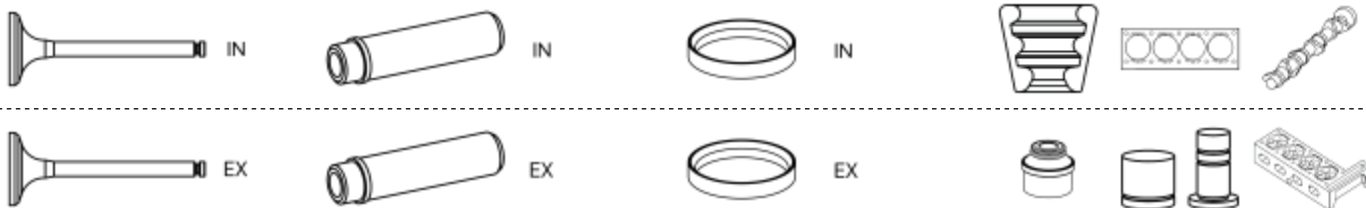
<b>853124-6</b> 49,10 x 10,00 x 136,50 x 30°	<b>883138-6</b> 15,75 x 10,00 x 60,00   IN		
	<b>883137-6</b> 16,04 x 10,00 x 55,00   EX		

**108,000 mm** **10**

D 0824 GF04 , D 0824 LF 03 , D 0824 LF 04 , D 0824 LF 05 , D 0824 LF 06 , D 0824 LF 07 , D 0824 LF 08 , D 0824 LFL 03 , D 0824 LFO 02 , D 0826 LE 523 , D 0826 LE 524 , D 0826 LE 527 , D 0826 LE 530 , D 0826 LE 531 , D 0826 LFL , D 0826 TOH 01 ,

<b>853124-6</b> 49,10 x 10,00 x 136,50 x 30°	<b>883136-6</b> 16,04 x 10,00 x 65,00   IN	<b>873115-6</b> 51,10 x 41,60 x 7,40 x 30°   IN	<b>K-10</b>
	<b>883138-6</b> 15,75 x 10,00 x 60,00   IN		

<b>863123-6</b> 42,00 x 10,00 x 136,35 x 45°	<b>883137-6</b> 16,04 x 10,00 x 55,00   EX	<b>873114-6</b> 44,00 x 35,00 x 8,10 x 45°   EX	
---	---	--	--



## 108,000 mm

11

D 0826 LE 51 , D 0826 LE 52 , D 0826 LUE 51 , D 0826 TUE 51 ,

**883138-6**

15,75 x 10,00 x 60,00 | IN

**883137-6**

16,04 x 10,00 x 55,00 | EX

## 108,000 mm

12

D 0826 LFL01 ,

**853124-6**

49,10 x 10,00 x 136,50 x 30°

**883136-6**

16,04 x 10,00 x 65,00 | IN

**873115-6**

51,10 x 41,60 x 7,40 x 30° | IN

**K-10**

**863123-6**

42,00 x 10,00 x 136,35 x 45°

**873114-6**

44,00 x 35,00 x 8,10 x 45° | EX

**973104-6**

## 108,000 mm

13

D 0826 LFL02 ,

**853124-6**

49,10 x 10,00 x 136,50 x 30°

**883136-6**

16,04 x 10,00 x 65,00 | IN

**873115-6**

51,10 x 41,60 x 7,40 x 30° | IN

**K-10**

**883138-6**

15,75 x 10,00 x 60,00 | IN

**863123-6**

42,00 x 10,00 x 136,35 x 45°

**883137-6**

16,04 x 10,00 x 55,00 | EX

**873114-6**

44,00 x 35,00 x 8,10 x 45° | EX

**973104-6**

## 108,000 mm

14

D 0834 LFL 01 , D 0836 LOH 04 ,

**853124-6**

49,10 x 10,00 x 136,50 x 30°

**883136-6**

16,04 x 10,00 x 65,00 | IN

**873115-6**

51,10 x 41,60 x 7,40 x 30° | IN

**K-10**

**863123-6**

42,00 x 10,00 x 136,35 x 45°

**873114-6**

44,00 x 35,00 x 8,10 x 45° | EX

**973101-6**

## 108,000 mm

15

D 0834 LFL 10 , D 0834 LFL 11 , D 0836 LE 501 , D 0836 LE 503 , D 0836 LE 510 , D 0836 LF 06 ,

**853124-6**

49,10 x 10,00 x 136,50 x 30°

**883136-6**

16,04 x 10,00 x 65,00 | IN

**873115-6**

51,10 x 41,60 x 7,40 x 30° | IN

**K-10**

**863123-6**

42,00 x 10,00 x 136,35 x 45°

**873114-6**

44,00 x 35,00 x 8,10 x 45° | EX

## 108,000 mm

16

D 0834 LFL 40 , D 0834 LFL 41 , D 0834 LFL 65 , D 0836 LF 41 , D 0836 LF 44 , D 0836 LFL 41 , D 0836 LFL 44 , D 0836 LFL 51 , D 0836 LFL 52 , D 0836 LFL 54 , D 0836 LFL 55 , D 0836 LFL 61 , D 0836 LFL 63 , D 0836 LFL 65 , D 0836 LOH 56 , D 0836 LOH 60 , D 0836 LOH 61 ,

**853138-6**

38,10 x 7,00 x 141,50 x 30°

**883146-6**

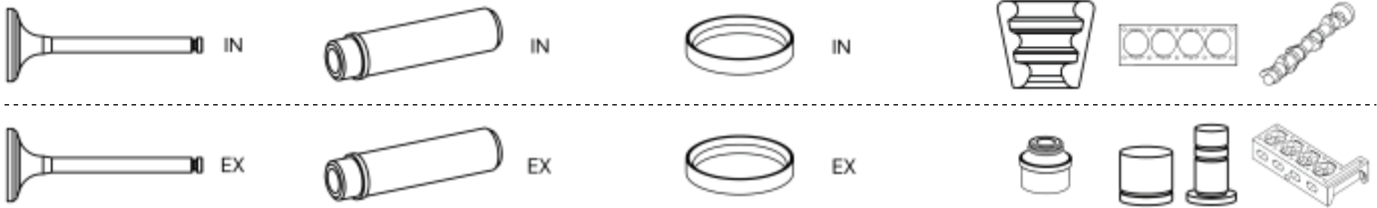
13,00 x 7,00 x 60,00 | IN | EX

**M-7**

**863139-6**

34,00 x 7,00 x 141,00 x 45°

**973104-6**



108,000 mm

17

D 0834 LFL 57, D 0834 LFL 66, D 0834 LFL 67, D 0834 LFL 68, D 0834 LFL 75, D 0836 LFL 66, D 0836 LFL 67, D 0836 LFL 69, D 0836 LFL 70, D 0836 LFL 71, D 0836 LFL 75, D 0836 LFL 76, D 0836 LFL 77, D 0836 LOH 50, D 0836 LOH 57, D 0836 LOH 58, D 0836 LOH 66, D 0836 LOH 67, D 0836 LOH 70, D 0836 LOH 71, D 0836 LOH 72, D 0836 LOH 73, D 0836 LOH 74,

853138-6

M-7

38,10 x 7,00 x 141,50 x 30°

863139-6

34,00 x 7,00 x 141,00 x 45°

108,000 mm

18

D 0834 LFL 76, D 0834 LFL 78, D 0834 LFL AC, D 0834 LFL AE, D 0836 LF 43, D 0836 LOH 53, D 0836 LOH 54,

853138-6

38,10 x 7,00 x 141,50 x 30°

108,000 mm

19

D 0834 LFL 42, D 0834 LFL 50, D 0834 LFL 51, D 0834 LFL 52, D 0834 LFL 53, D 0834 LFL 54, D 0834 LFL 55, D 0834 LFL 60, D 0834 LFL 61, D 0834 LFL 62, D 0834 LFL 63, D 0834 LFL 64, D 0834 LOH 40, D 0834 LOH 50, D 0834 LOH 51, D 0834 LOH 52, D 0834 LOH 53, D 0834 LOH 60, D 0834 LOH 61, D 0836 LFL 40, D 0836 LFL 50, D 0836 LFL 53, D 0836 LFL 60, D 0836 LFL 62, D 0836 LFL 64, D 0836 LOH 40, D 0836 LOH 41, D 0836 LOH 51, D 0836 LOH 52, D 0836 LOH 55, D 0836 LOH 62, D 0836 LOH 63, D 0836 LOH 64, D 0836 LOH 65, D 0836 LUH 40, D 0836 LUH 41, D 0836 LUH 50,

853138-6

883146-6

M-7

38,10 x 7,00 x 141,50 x 30°

13,00 x 7,00 x 60,00 | IN | EX

863139-6

34,00 x 7,00 x 141,00 x 45°

108,000 mm

20

D 0836 LE 123,

853138-6

38,10 x 7,00 x 141,50 x 30°

863139-6

34,00 x 7,00 x 141,00 x 45°

108,000 mm

21

D 0836 LF 40,

973104-6

108,000 mm

22

D 0836 LFG 50,

853124-6

883146-6

M-7

49,10 x 10,00 x 136,50 x 30°

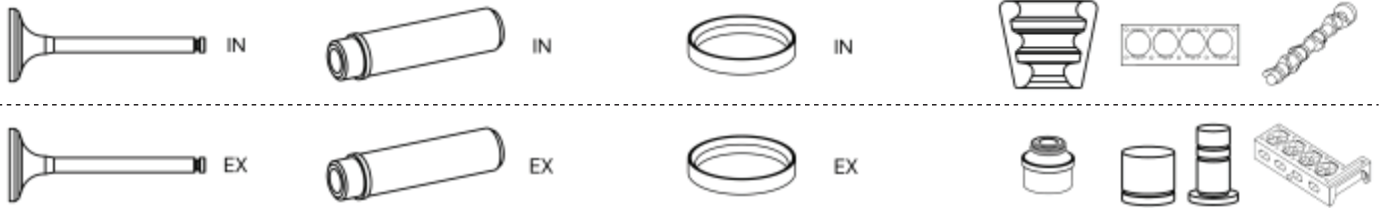
13,00 x 7,00 x 60,00 | IN | EX

853138-6

38,10 x 7,00 x 141,50 x 30°

863139-6

34,00 x 7,00 x 141,00 x 45°



<b>108,000 mm</b>	<b>23</b>
-------------------	-----------

D 0836 LFL 68 ,

**853138-6**

38,10 x 7,00 x 141,50 x 30°

**M-7**

**863139-6**

34,00 x 7,00 x 141,00 x 45°

**973104-6**

<b>108,000 mm</b>	<b>24</b>
-------------------	-----------

D 0846 HM 2 , D 0846 HM 42 U , D 0846 HMN 2 , D 0846 HMY-011 ,

**883132-6**

18,00 x 11,00 x 81,00 | IN

**883133-6**

18,00 x 11,00 x 70,00 | EX

<b>108,000 mm</b>	<b>25</b>
-------------------	-----------

D0824LE201 , D0826LE200 , D0826LE400 ,

**853124-6**

49,10 x 10,00 x 136,50 x 30°

**863123-6**

42,00 x 10,00 x 136,35 x 45°

<b>108,000 mm</b>	<b>26</b>
-------------------	-----------

G 0826 DOH ,

**853124-6**

49,10 x 10,00 x 136,50 x 30°

<b>120,000 mm</b>	<b>27</b>
-------------------	-----------

D 2066 LE 621 ,

**873118-6**

42,05 x 32,30 x 8,05 x 30° | IN

**873119-6**

40,05 x 33,00 x 8,05 x 45° | EX

<b>120,000 mm</b>	<b>28</b>
-------------------	-----------

D 2066 LF 01 , D 2066 LF 02 , D 2066 LF 03 , D 2066 LF 04 , D 2066 LF 06 , D 2066 LF 07 , D 2066 LF 11 , D 2066 LF 12 , D 2066 LF 13 , D 2066 LF 14 ,  
 D 2066 LF 17 , D 2066 LF 18 , D 2066 LF 19 , D 2066 LF 20 , D 2066 LF 21 , D 2066 LF 22 , D 2066 LF 23 , D 2066 LF 24 , D 2066 LF 25 , D 2066 LF 26 ,  
 D 2066 LF 27 , D 2066 LF 28 , D 2066 LF 29 , D 2066 LF 30 , D 2066 LF 31 , D 2066 LF 36 , D 2066 LF 37 , D 2066 LF 38 , D 2066 LF 39 , D 2066 LF 40 ,  
 D 2066 LF 41 , D 2066 LF 42 , D 2066 LF 43 , D 2066 LUH 11 , D 2066 LUH 12 , D 2066 LUH 13 , D 2066 LUH 21 , D 2066 LUH 22 , D 2066 LUH 23 ,  
 D 2066 LUH 24 ,

**853140-6**

40,10 x 9,00 x 160,50 x 30°

**883139-6**

15,03 x 9,00 x 66,50 | IN | EX

**873118-6**

42,05 x 32,30 x 8,05 x 30° | IN

**863141-6**

38,10 x 9,00 x 160,30 x 45°

**873119-6**

40,05 x 33,00 x 8,05 x 45° | EX

**911002-8**

Ø 9,00

<b>120,000 mm</b>	<b>29</b>
-------------------	-----------

D 2066 LOH 01 , D 2066 LOH 02 , D 2066 LOH 03 , D 2066 LOH 04 , D 2066 LOH 05 , D 2066 LOH 06 , D 2066 LOH 07 , D 2066 LOH 08 , D 2066 LOH 10 ,  
 D 2066 LOH 11 , D 2066 LOH 12 ,

**853140-6**

40,10 x 9,00 x 160,50 x 30°

**883139-6**

15,03 x 9,00 x 66,50 | IN | EX

**873118-6**

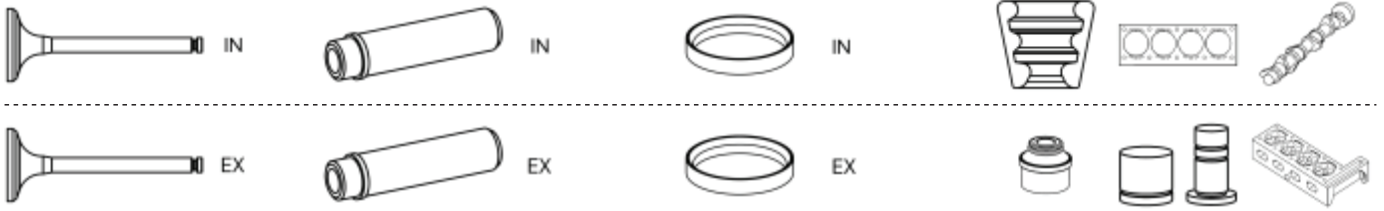
42,05 x 32,30 x 8,05 x 30° | IN

**863141-6**

38,10 x 9,00 x 160,30 x 45°

**873119-6**

40,05 x 33,00 x 8,05 x 45° | EX



**120,000 mm** **30**

D 2066 LOH 27 , D 2066 LOH 28 , D 2066 LOH 32 ,

**853140-6**

40,10 x 9,00 x 160,50 x 30°

**873118-6**

42,05 x 32,30 x 8,05 x 30° | IN

**863141-6**

38,10 x 9,00 x 160,30 x 45°

**873119-6**

40,05 x 33,00 x 8,05 x 45° | EX

**120,000 mm** **31**

D 2066 LF 34 , D 2066 LF 44 , D 2066 LF 45 , D 2066 LF 46 , D 2066 LF 47 , D 2066 LF 48 , D 2066 LF 49 , D 2066 LF 50 , D 2066 LF 51 , D 2066 LF 52 , D 2066 LF 53 , D 2066 LF 57 , D 2066 LF 58 , D 2066 LF 59 , D 2066 LF 60 , D 2066 LF 61 , D 2066 LF 62 , D 2066 LF 63 , D 2066 LF 64 , D 2066 LF 65 , D 2066 LF 69 , D 2066 LF 70 , D 2066 LF 71 , D 2066 LF 72 , D 2066 LF 80 , D 2066 LF 81 , D 2066 LF 83 , D 2066 LF 84 , D 2066 LOH 26 , D 2066 LOH 33 , D 2066 LOH 34 , D 2066 LOH 35 , D 2066 LOH 36 , D 2066 LOH 37 , D 2066 LOH 38 , D 2066 LOH 39 , D 2066 LOH 40 , D 2066 LUH 01 , D 2066 LUH 26 , D 2066 LUH 27 , D 2066 LUH 28 , D 2066 LUH 32 , D 2066 LUH 33 , D 2066 LUH 34 , D 2066 LUH 41 , D 2066 LUH 42 , D 2066 LUH 43 , D 2066 LUH 46 , D 2066 LUH 47 , D 2066 LUH 48 , D 2066 LUH 52 , D 2066 LUH 53 ,

**853140-6**

40,10 x 9,00 x 160,50 x 30°

**873118-6**

42,05 x 32,30 x 8,05 x 30° | IN

**863141-6**

38,10 x 9,00 x 160,30 x 45°

**873119-6**

40,05 x 33,00 x 8,05 x 45° | EX

**911002-8**

Ø 9,00

**120,000 mm** **32**

D 2066 LF 54 , D 2066 LF 55 , D 2066 LF 56 , D 2066 LF 67 , D 2066 LF 68 , D 2066 LUH 02 , D 2066 LUH 03 , D 2066 LUH 04 , D 2066 LUH 05 , D 2066 LUH 16 , D 2066 LUH 17 , D 2066 LUH 18 ,

**853140-6**

40,10 x 9,00 x 160,50 x 30°

**863141-6**

38,10 x 9,00 x 160,30 x 45°

**911002-8**

Ø 9,00

**120,000 mm** **33**

D 2066 LUH 07 , D 2066 LUH 08 , D 2066 LUH 09 ,

**853140-6**

40,10 x 9,00 x 160,50 x 30°

**883139-6**

15,03 x 9,00 x 66,50 | IN | EX

**863141-6**

38,10 x 9,00 x 160,30 x 45°

**911002-8**

Ø 9,00

**120,000 mm** **34**

D 2066 LF 32 , D 2066 LF 33 , D 2066 LF 35 , D 2066 LUH 14 , D 2066 LUH 15 ,

**853136-6**

44,10 x 9,00 x 153,60 x 30°

**883139-6**

15,03 x 9,00 x 66,50 | IN | EX

**873118-6**

42,05 x 32,30 x 8,05 x 30° | IN

**853140-6**

40,10 x 9,00 x 160,50 x 30°

**863137-6**

41,10 x 9,00 x 153,60 x 45°

**873119-6**

40,05 x 33,00 x 8,05 x 45° | EX

**911002-8**

Ø 9,00

**863141-6**

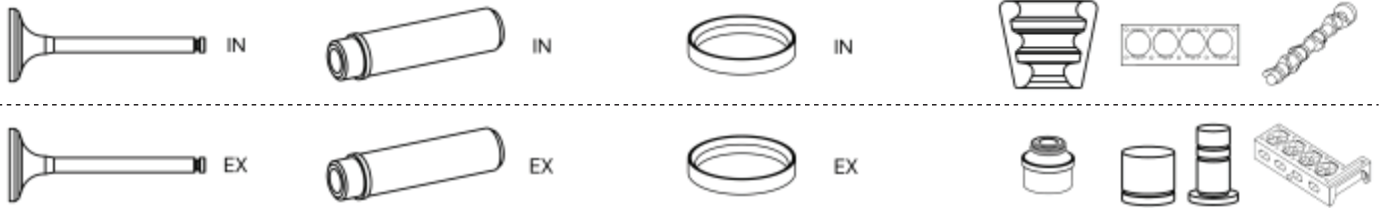
38,10 x 9,00 x 160,30 x 45°

**120,000 mm** **35**

D 2066 LF 76 , D 2066 LF 77 , D 2066 LF 78 , D 2066 LF 85 , D 2066 LF 86 , D 2066 LF 92 , D 2066 LF 93 , D 2066 LUH 30 , D 2066 LUH 31 ,

**911002-8**

Ø 9,00



## 120,000 mm

36

D 2066 LUH 50 , D 2066 LUH 55 , D 2066 LUH 56 ,

**853140-6**

40,10 x 9,00 x 160,50 x 30°

**873118-6**

42,05 x 32,30 x 8,05 x 30° | IN

**873119-6**

40,05 x 33,00 x 8,05 x 45° | EX

**911002-8**

Ø 9,00

## 120,000 mm

37

D 2066 LUH 51 ,

**873118-6**

42,05 x 32,30 x 8,05 x 30° | IN

**873119-6**

40,05 x 33,00 x 8,05 x 45° | EX

**911002-8**

Ø 9,00

## 121,000 mm

38

D 2156 HMN 6 , D 2156 MTN 1 , D 2156 MTN 5 , D 2156 MTX ,

**K-12**

**863106-6**

49,00 x 11,00 x 149,00 x 45°

**883135-6**

20,00 x 12,00 x 70,00 | EX

## 121,000 mm

39

D 2156 HM 1 U , D 2156 HM 2 , D 2156 HM 3 , D 2156 HM 9 , D 2156 HMXU-038 , D 2156 HNY , D 2156 MGN , D 2156 MNY , D 2156 MYN , D 2156 MY ,

**853105-6**

58,90 x 12,00 x 149,00 x 45°

**K-12**

**863106-6**

49,00 x 11,00 x 149,00 x 45°

**883135-6**

20,00 x 12,00 x 70,00 | EX

## 123,000 mm

40

D 2356 HM 9 , D 2356 HMN 2 , D 2356 HMN 5 ,

**K-12**

**883135-6**

20,00 x 12,00 x 70,00 | EX

## 125,000 mm

41

ADE407N , ADE407TI , ADE407T , ADE409N ,

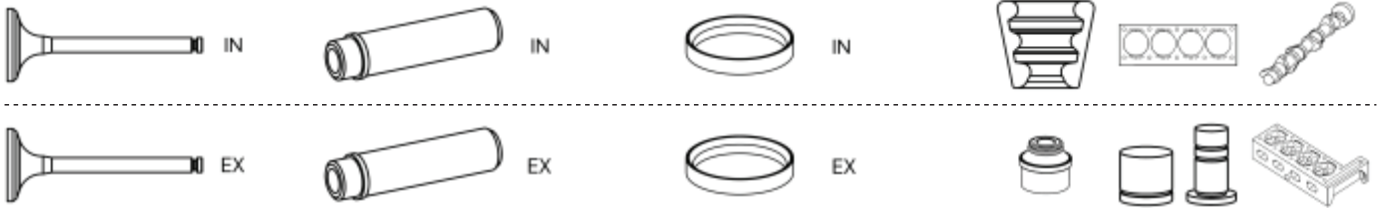
**901001-1**

**901002-1**

**911010-8**

Ø 12,00





125,000 mm 42

D 2530 ME , D 2540 MT , D 2542 MTE ,

853111-6 883130-6 K-12 903101-1

58,10 x 12,00 x 142,00 x 45° 18,03 x 12,00 x 64,00 | IN | EX

853113-6

57,20 x 12,00 x 142,50 x 45°

853118-6

58,00 x 12,00 x 142,50 x 30°

863112-6

50,87 x 12,00 x 142,50 x 45°

125,000 mm 43

D 2530 MF , D 2555 MF , D 2555 MXF , D 2555 MXUL , D 2555 MX , D 2555 M , D 2556 MF , D 2556 MTE , D 2556 MXF , D 2556 MX , D 2556 M , D 2565 HM , D 2565 ME , D 2565 MH , D 2565 MKUL , D 2565 MK , D 2565 MR , D 2565 MT , D 2565 MUE , D 2565 MUH , D 2566 ME , D 2566 MFO , D 2566 MHO , D 2566 MH , D 2566 MLUH , D 2566 MLUM , D 2566 MTE , D 2566 MTFG , D 2566 MTF , D 2566 MTHO , D 2566 MTH , D 2566 MT , D 2566 MUE , D 2566 MUL , D 2566 MUM , D 2566 MXF ,

853111-6 883130-6 K-12

58,10 x 12,00 x 142,00 x 45° 18,03 x 12,00 x 64,00 | IN | EX

853113-6

57,20 x 12,00 x 142,50 x 45°

853118-6

58,00 x 12,00 x 142,50 x 30°

863112-6

50,87 x 12,00 x 142,50 x 45°

125,000 mm 44

D 2530 MTE , D 2530 MXF , D 2538 ME , D 2538 MTE ,

853111-6 883130-6 K-12 903101-1

58,10 x 12,00 x 142,00 x 45° 18,03 x 12,00 x 64,00 | IN | EX

853113-6

57,20 x 12,00 x 142,50 x 45°

853118-6

58,00 x 12,00 x 142,50 x 30°

863112-6 971060-6

50,87 x 12,00 x 142,50 x 45°

125,000 mm 45

D 2530 MTXF ,

853111-6 883130-6 873110-6 K-12 903101-1

58,10 x 12,00 x 142,00 x 45° 18,03 x 12,00 x 64,00 | IN | EX 61,10 x 48,00 x 9,00 x 30° | IN

853113-6

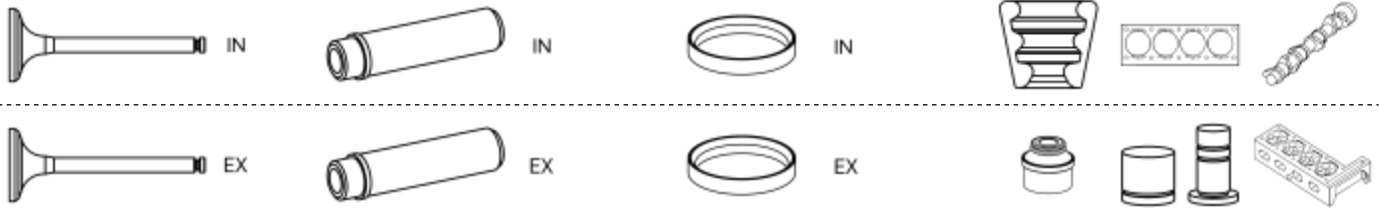
57,20 x 12,00 x 142,50 x 45°

853118-6

58,00 x 12,00 x 142,50 x 30°

863112-6 873112-6 971060-6

50,87 x 12,00 x 142,50 x 45° 53,10 x 42,85 x 10,00 x 45° | EX



## 125,000 mm

46

D 2530 MTXF/360 , D 2540 MTF , D 2542 MLE ,

883130-6

903101-1

18,03 x 12,00 x 64,00 | IN | EX

## 125,000 mm

47

D 2538 MF , D 2538 MT , D 2538 M ,

853111-6

883130-6

K-12

58,10 x 12,00 x 142,00 x 45°

18,03 x 12,00 x 64,00 | IN | EX

853113-6

57,20 x 12,00 x 142,50 x 45°

853118-6

58,00 x 12,00 x 142,50 x 30°

863112-6

971060-6

50,87 x 12,00 x 142,50 x 45°

## 125,000 mm

48

D 2538 MTH ,

971060-6

## 125,000 mm

49

D 2540 MTF/390 ,

903101-1

## 125,000 mm

50

D 2556 MXUH/240 , D 2565 M/168 , D 2565 MF/168 , D 2566 MF/220 , D 2566 MK/280 , D 2566 MKF/280 , D 2566 MLUM/US , D 2566 MUH/175 , D 2566 MUH/192 , D 2566 MUH/200 , D 2566 MUH/220 , D 2566 MUH/240 , D 2566 MUM/200 , D 2566 MUM/220 , D 2566 MUM/240 , D 2566 UH/205 , D 2566 ,

883130-6

18,03 x 12,00 x 64,00 | IN | EX

## 125,000 mm

51

D 2565 MFR , D 2565 MF , D 2565 MUL , D 2565 M , D 2566 MF , D 2566 MUH , D 2566 M ,

853111-6

883130-6

873111-6

K-12

58,10 x 12,00 x 142,00 x 45°

18,03 x 12,00 x 64,00 | IN | EX

61,10 x 50,90 x 10,35 x 45° | IN

853113-6

57,20 x 12,00 x 142,50 x 45°

853118-6

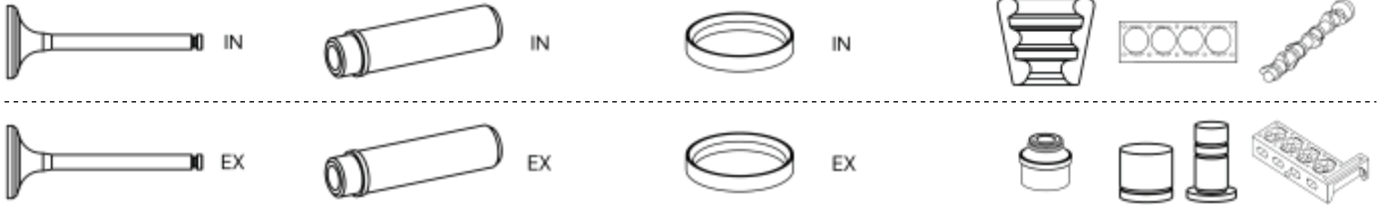
58,00 x 12,00 x 142,50 x 30°

863112-6

873112-6

50,87 x 12,00 x 142,50 x 45°

53,10 x 42,85 x 10,00 x 45° | EX



**125,000 mm** **52**

D 2566 MFT , D 2566 MLE ,

**853118-6**

58,00 x 12,00 x 142,50 x 30°

**863112-6**

50,87 x 12,00 x 142,50 x 45°

**125,000 mm** **53**

D 2566 MKUH/320 ,

**853118-6**      **883130-6**

58,00 x 12,00 x 142,50 x 30°      18,03 x 12,00 x 64,00 | IN | EX

**863112-6**

50,87 x 12,00 x 142,50 x 45°

**125,000 mm** **54**

D 2566 MKUL ,

**853111-6**      **883130-6**      **873110-6**      **K-12**

58,10 x 12,00 x 142,00 x 45°      18,03 x 12,00 x 64,00 | IN | EX      61,10 x 48,00 x 9,00 x 30° | IN

**853113-6**

57,20 x 12,00 x 142,50 x 45°

**853118-6**

58,00 x 12,00 x 142,50 x 30°

**863112-6**

50,87 x 12,00 x 142,50 x 45°

**125,000 mm** **55**

D 2566 MKF , D 2566 MK , D 2566 MTUH ,

**853111-6**      **883130-6**      **873110-6**      **K-12**

58,10 x 12,00 x 142,00 x 45°      18,03 x 12,00 x 64,00 | IN | EX      61,10 x 48,00 x 9,00 x 30° | IN

**853113-6**

57,20 x 12,00 x 142,50 x 45°

**853118-6**

58,00 x 12,00 x 142,50 x 30°

**863112-6**      **873112-6**

50,87 x 12,00 x 142,50 x 45°      53,10 x 42,85 x 10,00 x 45° | EX

**125,000 mm** **56**

D 2566 UH ,

**853111-6**      **883130-6**      **873122-6**      **K-12**

58,10 x 12,00 x 142,00 x 45°      18,03 x 12,00 x 64,00 | IN | EX      61,10 x 49,00 x 8,80 x 30° | IN

**853113-6**

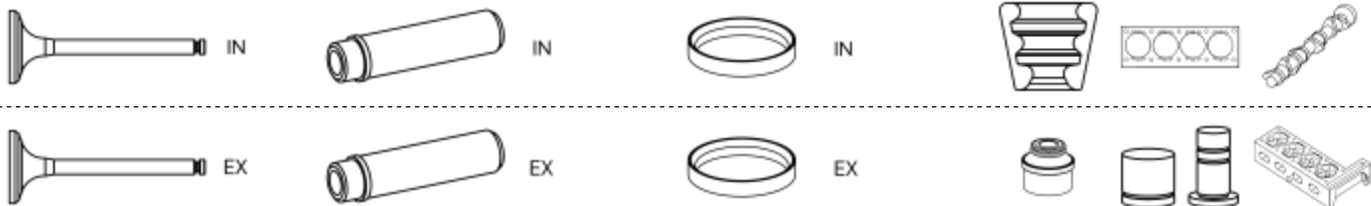
57,20 x 12,00 x 142,50 x 45°

**853118-6**

58,00 x 12,00 x 142,50 x 30°

**863112-6**      **873112-6**

50,87 x 12,00 x 142,50 x 45°      53,10 x 42,85 x 10,00 x 45° | EX



## 126,000 mm

57

D 2676 LF 08 , D 2676 LF 10 , D 2676 LF 15 , D 2676 LF 16 , D 2676 LF 17 , D 2676 LF 18 , D 2676 LF 19 , D 2676 LF 20 , D 2676 LF 22 , D 2676 LF 25 , D 2676 LF 26 , D 2676 LF 28 , D 2676 LF 31 , D 2676 LF 32 , D 2676 LF 33 , D 2676 LF 45 , D 2676 LF 46 , D 2676 LF 47 , D 2676 LF 48 , D 2676 LF 49 , D 2676 LF 50 , D 2676 LF 54 , D 2676 LF 55 , D 2676 LOH 31 , D 2676 LOH 32 , D 2676 LOH 33 , D 2676 LOH 34 ,

**853140-6**

40,10 x 9,00 x 160,50 x 30°

**873118-6**

42,05 x 32,30 x 8,05 x 30° | IN

**863141-6**

38,10 x 9,00 x 160,30 x 45°

**873119-6**

40,05 x 33,00 x 8,05 x 45° | EX

**911002-8**

Ø 9,00

## 126,000 mm

58

D 2676 LF 52 ,

**853140-6**

40,10 x 9,00 x 160,50 x 30°

**911002-8**

Ø 9,00

## 126,000 mm

59

D 2676 LF 56 , D 2676 LF 57 , D 2676 LF 58 , D 2676 LF 80 , D 2676 LF 81 , D 2676 LF 83 , D 2676 LF 86 ,

**853140-6**

40,10 x 9,00 x 160,50 x 30°

**863141-6**

38,10 x 9,00 x 160,30 x 45°

**911002-8**

Ø 9,00

## 126,000 mm

60

D 2676 440 , D 2676 LE 221 , D 2676 LE 223 , D 2676 LE 231 , D 2676 LE 241 , D 2676 LE 421 , D 2676 LE 422 , D 2676 LE 423 , D 2676 LE 424 , D 2676 LE 425 , D 2676 LE 431 , D 2676 LE 432 , D 2676 LE 434 , D 2676 LE 435 , D 2676 LE 441 , D 2676 LE 443 , D 2676 LE 451 , D 2676 LE 453 , D 2676 LE 461 , D 2676 LE 621 , D 2676 LE 622 , D 2676 LF 09 , D 2676 LF 23 , D 2676 LF 24 , D 2676 LF 35 , D 2676 LF 36 , D 2676 LF 51 , D 2676 LF 53 , D 2676 LF 63 , D 2676 LF 64 , D 2676 LF 65 , D 2676 LF 66 , D 2676 LF 67 , D 2676 LF 68 , D 2676 LF 78 , D 2676 LF 79 , D 2676 LF 82 , D 2676 LF 84 , D 2676 LF 85 , D 2676 LF AB , D 2676 LF AE , D 2676 LOH 06 , D 2676 LOH 18 , D 2676 LOH 30 , D 2676 LOH 35 , D 2676 LOH 36 , D 2676 LOH 37 , D 2676 LOH 38 , D 2676 LOH 39 , D 2676 LOH 40 , D 2676 LOH 41 , D 2676 LOH 42 , D 2676 LOH 43 , D 2676 LOH 47 , D 2676 LOH 48 , D 2676 LOH 49 , E 2676 E 302 , E 2676 E 312 , E 2676 LE 202 , E 2676 LE 212 ,

**911002-8**

Ø 9,00

## 126,000 mm

61

D 2676 LF 01 , D 2676 LF 02 , D 2676 LF 03 , D 2676 LF 04 , D 2676 LF 05 , D 2676 LF 06 , D 2676 LF 07 , D 2676 LF 11 , D 2676 LF 12 , D 2676 LF 13 , D 2676 LF 14 , D 2676 LF 21 , D 2676 LOH 01 , D 2676 LOH 02 , D 2676 LOH 03 , D 2676 LOH 04 , D 2676 LOH 10 , D 2676 LOH 26 , D 2676 LOH 27 , D 2676 LOH 28 ,

**853140-6**

40,10 x 9,00 x 160,50 x 30°

**883139-6**

15,03 x 9,00 x 66,50 | IN | EX

**873118-6**

42,05 x 32,30 x 8,05 x 30° | IN

**863141-6**

38,10 x 9,00 x 160,30 x 45°

**873119-6**

40,05 x 33,00 x 8,05 x 45° | EX

**911002-8**

Ø 9,00

## 128,000 mm

62

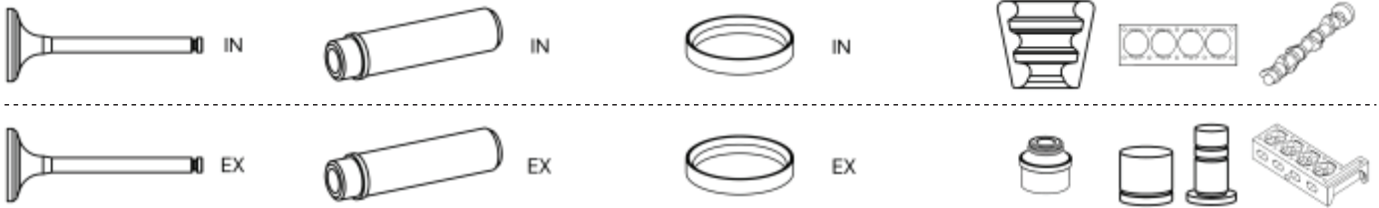
ADE422T , ADE423T ,

**901001-1**

**901002-1**

**911010-8**

Ø 12,00



128,000 mm

63

ADE442TI , ADE442T , ADE443TI , ADE447TI , ADE447T ,

901002-1

911010-8

Ø 12,00

128,000 mm

64

B 2842 E , D 2862 LE 121 , D 2862 LE 122 , D 2862 LE 123 , D 2862 LE 124 , D 2862 LE 125 , D 2862 LE 126 , D 2862 LE 130 , D 2862 LE 131 , D 2862 LE 132 , D 2862 LE 133 , D 2862 LE 134 , D 2862 LE 135 , D 2862 LE 136 , D 2862 LE 137 , D 2862 LE 138 , D 2862 LE 139 , D 2862 LE 221 , D 2862 LE 223 , D 2862 LE 421 , D 2862 LE 422 , D 2862 LE 431 , D 2862 LE 432 , D 2862 LE 463 , D 2862 LE 631 , D 2862 LE 632 , D 2862 LE 633 , D 2866 LOH 40 , D 2868 LE 121 , D 2868 LE 122 , D 2868 LE 123 , D 2868 LE 421 , D 2868 LE 422 , D 2868 LF02 , D 2868 LF04 , D 2868 LF05 , D 2868 LF06 , D 2868 LF07 , D 2876 LE 401 , D 2876 LE 404 , D 2876 LE 405 , D 2876 LE 423 , D 2876 LE 426 , D 2876 LE 433 , D 2876 LE 436 , D 2876 LE 446 , D 2876 LE 631 , D 2876 LUE 621 , D 2876 LUE 622 , D 2876 LUE 623 , D 2876 LUE 631 , D 2876 LUE 632 , D 2876 LUE 633 ,

911002-8

Ø 9,00

128,000 mm

65

D 2840 LE , D 2840 MFG ,

853111-6

883130-6

K-12

903101-1

58,10 x 12,00 x 142,00 x 45° 18,03 x 12,00 x 64,00 | IN | EX

853113-6

903103-1

57,20 x 12,00 x 142,50 x 45°

853118-6

58,00 x 12,00 x 142,50 x 30°

863112-6

50,87 x 12,00 x 142,50 x 45°

128,000 mm

66

D 2840 LE 201 , D 2840 LE 203 , D 2842 LE 201 , D 2842 LE 203 ,

853118-6

K-12

903101-1

58,00 x 12,00 x 142,50 x 30°

853132-6

903103-1

58,05 x 12,00 x 142,60 x 30°

863112-6

50,87 x 12,00 x 142,50 x 45°

863133-6

51,05 x 12,00 x 142,50 x 45°

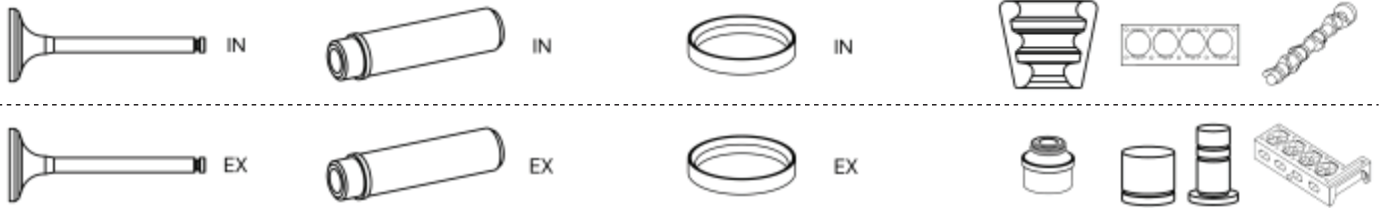
128,000 mm

67

D 2840 LE 211 , D 2840 LE 213 , D 2842 LE 407 , D 2842 LE 620 , D 2842 LE 622 , D 2865 LOH 06 , D 2866 LF01 , D 2866 LFG 06 , D 2866 LXE 40 , D 2866 LXE 47 ,

903101-1

903103-1



## 128,000 mm

68

D 2840 LE 403 , D 2842 LE 202 , D 2842 LE 401 , D 2842 LE 402 , D 2842 LE 405 , D 2842 LE 406 , D 2842 LE 408 , D 2842 LE 602 , D 2842 LE 604 , D 2842 LE 606 , D 2842 LE 607 ,

**853118-6**

58,00 x 12,00 x 142,50 x 30°

**883130-6**

18,03 x 12,00 x 64,00 | IN | EX

**K-12**

**903101-1**

**853132-6**

58,05 x 12,00 x 142,60 x 30°

**903103-1**

**863112-6**

50,87 x 12,00 x 142,50 x 45°

**883141-6**

18,03 x 12,00 x 56,00 | EX

**863133-6**

51,05 x 12,00 x 142,50 x 45°

## 128,000 mm

69

D 2840 LE 423 , D 2848 LE 422 , D 2866 LOH 36 , D 2876 LF 18 , D 2876 LF 19 , D 2876 LF 23 , D 2876 LUE 604 , D 2876 LUE 605 , D 2876 LUE 606 ,

**903101-1**

**911002-8**

Ø 9,00

## 128,000 mm

70

D 2840 LF 460 ,

**853118-6**

58,00 x 12,00 x 142,50 x 30°

**883130-6**

18,03 x 12,00 x 64,00 | IN | EX

**873122-6**

61,10 x 49,00 x 8,80 x 30° | IN

**K-12**

**903101-1**

**903103-1**

**863112-6**

50,87 x 12,00 x 142,50 x 45°

**973104-6**

## 128,000 mm

71

D 2840 LF01 , D 2840 LF21 ,

**883130-6**

18,03 x 12,00 x 64,00 | IN | EX

**873109-6**

61,11 x 49,00 x 8,90 x 30° | IN

**903101-1**

**903103-1**

**883141-6**

18,03 x 12,00 x 56,00 | EX

**973104-6**

## 128,000 mm

72

D 2840 LF03 ,

**883130-6**

18,03 x 12,00 x 64,00 | IN | EX

**873122-6**

61,10 x 49,00 x 8,80 x 30° | IN

**903101-1**

**903103-1**

**883141-6**

18,03 x 12,00 x 56,00 | EX



128,000 mm

73

D 2840 LF04 , D 2840 LF06 ,

883130-6

18,03 x 12,00 x 64,00 | IN | EX

873109-6

61,11 x 49,00 x 8,90 x 30° | IN

903101-1

903103-1

883141-6

18,03 x 12,00 x 56,00 | EX

128,000 mm

74

D 2840 LF20 ,

883130-6

18,03 x 12,00 x 64,00 | IN | EX

873109-6

61,11 x 49,00 x 8,90 x 30° | IN

903101-1

883144-6

18,03 x 12,00 x 59,50 | IN

903103-1

883141-6

18,03 x 12,00 x 56,00 | EX

973104-6

128,000 mm

75

D 2840 LF25 ,

883139-6

15,03 x 9,00 x 66,50 | IN | EX

903101-1

128,000 mm

76

D 2840 LXE , D 2840 LYE , D 2840 MFR , D 2842 LXE , D 2842 ME , D 2866 LF 330 , D 2866 LX ,

883130-6

18,03 x 12,00 x 64,00 | IN | EX

903101-1

903103-1

883141-6

18,03 x 12,00 x 56,00 | EX

128,000 mm

77

D 2840 LXF , D 2866 FG , D 2866 FR , D 2866 KFZ , D 2866 LFZ/290 , D 2866 UH , D 2866 UM ,

853118-6

58,00 x 12,00 x 142,50 x 30°

883130-6

18,03 x 12,00 x 64,00 | IN | EX

873122-6

61,10 x 49,00 x 8,80 x 30° | IN

K-12

903101-1

903103-1

863112-6

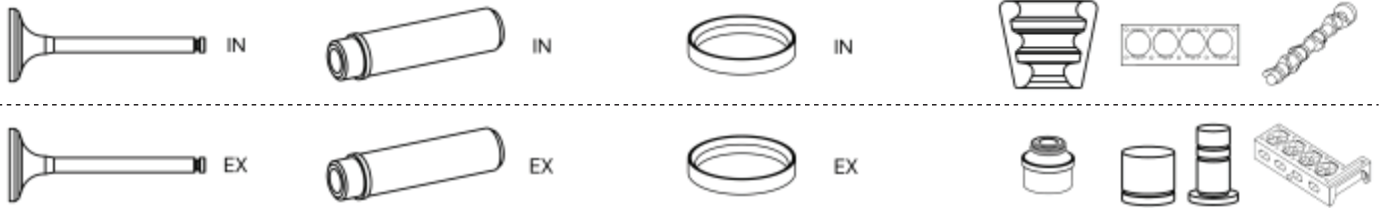
50,87 x 12,00 x 142,50 x 45°

883141-6

18,03 x 12,00 x 56,00 | EX

873112-6

53,10 x 42,85 x 10,00 x 45° | EX



<b>128,000 mm</b>	<b>78</b>
-------------------	-----------

D 2840 ME , D 2840 MF , D 2840 MH , D 2866 T ,

<b>853111-6</b>	<b>883130-6</b>	<b>K-12</b>	<b>903101-1</b>
-----------------	-----------------	-------------	-----------------

58,10 x 12,00 x 142,00 x 45°    18,03 x 12,00 x 64,00 | IN | EX

<b>853113-6</b>	<b>903103-1</b>
-----------------	-----------------

57,20 x 12,00 x 142,50 x 45°

<b>853118-6</b>
-----------------

58,00 x 12,00 x 142,50 x 30°

<b>863112-6</b>	<b>883141-6</b>
-----------------	-----------------

50,87 x 12,00 x 142,50 x 45°    18,03 x 12,00 x 56,00 | EX

<b>128,000 mm</b>	<b>79</b>
-------------------	-----------

D 2842 LE 211 , D 2842 LE 213 , D 2842 LE 410 , D 2842 LE 412 , D 2842 LE 413 , D 2842 LE 419 ,

<b>853132-6</b>	<b>903101-1</b>
-----------------	-----------------

58,05 x 12,00 x 142,60 x 30°

<b>903103-1</b>
-----------------

<b>863133-6</b>
-----------------

51,05 x 12,00 x 142,50 x 45°

<b>128,000 mm</b>	<b>80</b>
-------------------	-----------

D 2842 LE 409 ,

<b>853132-6</b>	<b>903101-1</b>
-----------------	-----------------

58,05 x 12,00 x 142,60 x 30°

<b>903103-1</b>
-----------------

<b>863133-6</b>
-----------------

51,05 x 12,00 x 142,50 x 45°

<b>911002-8</b>
-----------------

Ø 9,00

<b>128,000 mm</b>	<b>81</b>
-------------------	-----------

D 2842 LE 423 , D 2842 LE 433 , D 2842 LE 443 , D 2876 LE 403 , D 2876 LE 406 , D 2876 LE 407 ,

<b>903101-1</b>
-----------------

<b>903103-1</b>
-----------------

<b>911002-8</b>
-----------------

Ø 9,00

<b>128,000 mm</b>	<b>82</b>
-------------------	-----------

D 2842 LF02 , D 2865 LF04 ,

<b>853118-6</b>
-----------------

58,00 x 12,00 x 142,50 x 30°

<b>863112-6</b>
-----------------

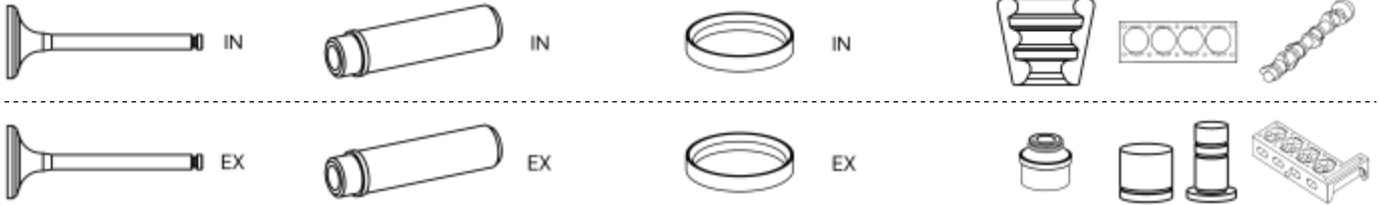
50,87 x 12,00 x 142,50 x 45°

<b>128,000 mm</b>	<b>83</b>
-------------------	-----------

D 2842 LF10 , D 2848 LE 423 , E 2842 LE 332 ,

<b>903101-1</b>
-----------------





**128,000 mm** **84**

D 2842 LE 403 , D 2842 LE 404 , D 2842 LYE , D 2842 LZE , D 2865 LF06 , D 2865 LF10 , D 2866 LFZ/330 ,

<b>853118-6</b>	<b>883130-6</b>	<b>K-12</b>	<b>903101-1</b>
58,00 x 12,00 x 142,50 x 30°	18,03 x 12,00 x 64,00   IN   EX		
			<b>903103-1</b>

<b>863112-6</b>	<b>883141-6</b>
50,87 x 12,00 x 142,50 x 45°	18,03 x 12,00 x 56,00   EX

**128,000 mm** **85**

D 2848 LE 211 , D 2848 LE 213 ,

<b>853132-6</b>	<b>903101-1</b>
58,05 x 12,00 x 142,60 x 30°	

<b>863133-6</b>
51,05 x 12,00 x 142,50 x 45°

**128,000 mm** **86**

D 2848 LXE , D 2848 LYE ,

<b>853118-6</b>	<b>883130-6</b>	<b>K-12</b>	<b>903101-1</b>
58,00 x 12,00 x 142,50 x 30°	18,03 x 12,00 x 64,00   IN   EX		
			<b>903103-1</b>

<b>863112-6</b>	<b>883141-6</b>	<b>971060-6</b>
50,87 x 12,00 x 142,50 x 45°	18,03 x 12,00 x 56,00   EX	

**128,000 mm** **87**

D 2848 MH , D 2848 M ,

<b>883130-6</b>	<b>903101-1</b>
18,03 x 12,00 x 64,00   IN   EX	

**903103-1**

<b>883141-6</b>	<b>971060-6</b>
18,03 x 12,00 x 56,00   EX	

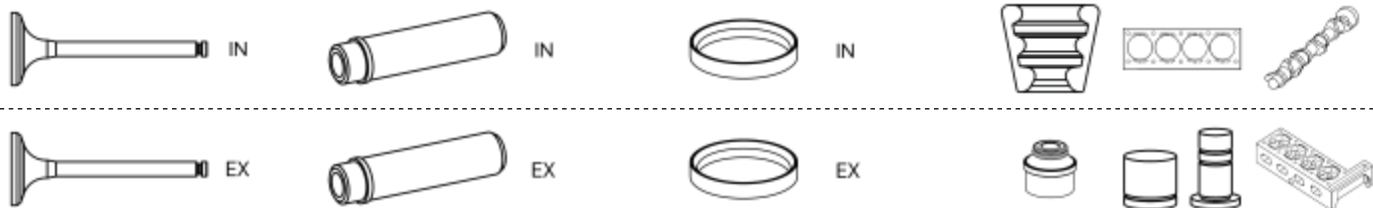
**128,000 mm** **88**

D 2865 LF/260 ,

<b>853118-6</b>	<b>883130-6</b>	<b>873109-6</b>	<b>903101-1</b>
58,00 x 12,00 x 142,50 x 30°	18,03 x 12,00 x 64,00   IN   EX	61,11 x 49,00 x 8,90 x 30°   IN	

<b>873122-6</b>	<b>903103-1</b>
61,10 x 49,00 x 8,80 x 30°   IN	

<b>863112-6</b>	<b>883141-6</b>	<b>873112-6</b>	<b>973104-6</b>
50,87 x 12,00 x 142,50 x 45°	18,03 x 12,00 x 56,00   EX	53,10 x 42,85 x 10,00 x 45°   EX	



<b>128,000 mm</b>	<b>89</b>
-------------------	-----------

D 2865 LF02 , D 2865 LF03 , D 2865 LF05 ,

<b>853118-6</b>	<b>883130-6</b>	<b>873122-6</b>	<b>K-12</b>	<b>903101-1</b>
58,00 x 12,00 x 142,50 x 30°	18,03 x 12,00 x 64,00   IN   EX	61,10 x 49,00 x 8,80 x 30°   IN		<b>903103-1</b>

<b>863112-6</b>	<b>883141-6</b>	<b>973104-6</b>
50,87 x 12,00 x 142,50 x 45°	18,03 x 12,00 x 56,00   EX	

<b>128,000 mm</b>	<b>90</b>
-------------------	-----------

D 2865 LF09 ,

<b>853118-6</b>	<b>883130-6</b>	<b>K-12</b>	<b>903101-1</b>
58,00 x 12,00 x 142,50 x 30°	18,03 x 12,00 x 64,00   IN   EX		<b>903103-1</b>
	<b>883144-6</b>		
	18,03 x 12,00 x 59,50   IN		

<b>863112-6</b>	<b>883141-6</b>
50,87 x 12,00 x 142,50 x 45°	18,03 x 12,00 x 56,00   EX

<b>128,000 mm</b>	<b>91</b>
-------------------	-----------

D 2865 LF20 ,

<b>853118-6</b>	<b>883130-6</b>	<b>K-12</b>	<b>903101-1</b>
58,00 x 12,00 x 142,50 x 30°	18,03 x 12,00 x 64,00   IN   EX		<b>903103-1</b>

<b>863112-6</b>	<b>883141-6</b>	<b>973104-6</b>
50,87 x 12,00 x 142,50 x 45°	18,03 x 12,00 x 56,00   EX	

<b>128,000 mm</b>	<b>92</b>
-------------------	-----------

D 2865 LF21 , D 2866 LOH 23 , D 2866 LOH 25 , D 2866 LOH 26 ,

<b>853118-6</b>	<b>883130-6</b>	<b>873109-6</b>	<b>K-12</b>	<b>903101-1</b>
58,00 x 12,00 x 142,50 x 30°	18,03 x 12,00 x 64,00   IN   EX	61,11 x 49,00 x 8,90 x 30°   IN		<b>903103-1</b>
	<b>883144-6</b>			
	18,03 x 12,00 x 59,50   IN			

<b>863112-6</b>	<b>883141-6</b>	<b>873112-6</b>	<b>973104-6</b>
50,87 x 12,00 x 142,50 x 45°	18,03 x 12,00 x 56,00   EX	53,10 x 42,85 x 10,00 x 45°   EX	

<b>128,000 mm</b>	<b>93</b>
-------------------	-----------

D 2865 LF23 ,

<b>853118-6</b>	<b>883130-6</b>	<b>873109-6</b>	<b>K-12</b>	<b>903101-1</b>
58,00 x 12,00 x 142,50 x 30°	18,03 x 12,00 x 64,00   IN   EX	61,11 x 49,00 x 8,90 x 30°   IN		<b>903103-1</b>

<b>863112-6</b>	<b>883141-6</b>	<b>973104-6</b>
50,87 x 12,00 x 142,50 x 45°	18,03 x 12,00 x 56,00   EX	



128,000 mm

94

D 2865 LFR ,

853118-6

883130-6

873109-6

K-12

903101-1

58,00 x 12,00 x 142,50 x 30°

18,03 x 12,00 x 64,00 | IN | EX

61,11 x 49,00 x 8,90 x 30° | IN

873110-6

903103-1

61,10 x 48,00 x 9,00 x 30° | IN

873122-6

61,10 x 49,00 x 8,80 x 30° | IN

863112-6

883141-6

50,87 x 12,00 x 142,50 x 45°

18,03 x 12,00 x 56,00 | EX

128,000 mm

95

D 2865 LFR 01 , D 2865 LU 04 , D 2865 LU 05 , D 2865 LU 06 ,

853118-6

883130-6

873110-6

K-12

903101-1

58,00 x 12,00 x 142,50 x 30°

18,03 x 12,00 x 64,00 | IN | EX

61,10 x 48,00 x 9,00 x 30° | IN

903103-1

863112-6

883141-6

50,87 x 12,00 x 142,50 x 45°

18,03 x 12,00 x 56,00 | EX

128,000 mm

96

D 2865 LOH 01 , D 2865 LOH 02 , D 2865 LOH 05 , D 2865 LOH 08 , D 2865 LOH 10 , D 2865 LUH 03 , D 2865 LUH 05 , D 2865 LUH 06 , D 2866 LOH 21 , D 2866 LOH 22 , D 2866 LOH 24 , D 2866 LXU ,

853118-6

883130-6

873109-6

K-12

903101-1

58,00 x 12,00 x 142,50 x 30°

18,03 x 12,00 x 64,00 | IN | EX

61,11 x 49,00 x 8,90 x 30° | IN

903103-1

863112-6

883141-6

873112-6

50,87 x 12,00 x 142,50 x 45°

18,03 x 12,00 x 56,00 | EX

53,10 x 42,85 x 10,00 x 45° | EX

128,000 mm

97

D 2865 LOH 07 , D 2865 LOH 09 , D 2866 LOH 31 ,

853118-6

883130-6

873109-6

K-12

903101-1

58,00 x 12,00 x 142,50 x 30°

18,03 x 12,00 x 64,00 | IN | EX

61,11 x 49,00 x 8,90 x 30° | IN

883144-6

903103-1

18,03 x 12,00 x 59,50 | IN

863112-6

883141-6

873112-6

50,87 x 12,00 x 142,50 x 45°

18,03 x 12,00 x 56,00 | EX

53,10 x 42,85 x 10,00 x 45° | EX

128,000 mm

98

D 2865 LU 01 , D 2865 LU 02 , D 2865 LU 03 ,

853118-6

883130-6

873110-6

K-12

903101-1

58,00 x 12,00 x 142,50 x 30°

18,03 x 12,00 x 64,00 | IN | EX

61,10 x 48,00 x 9,00 x 30° | IN

903103-1

863112-6

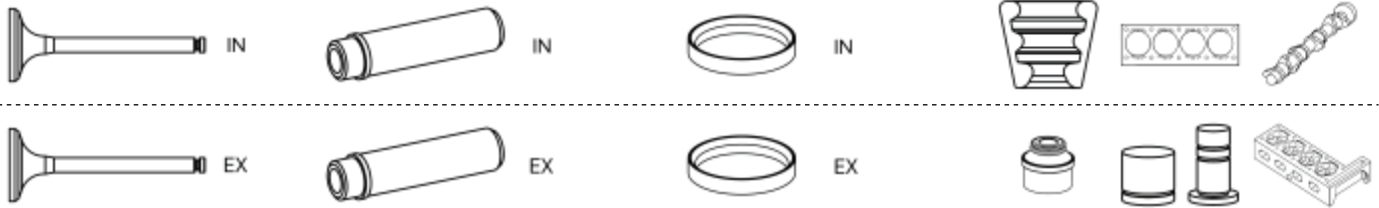
883141-6

873112-6

50,87 x 12,00 x 142,50 x 45°

18,03 x 12,00 x 56,00 | EX

53,10 x 42,85 x 10,00 x 45° | EX



## 128,000 mm

99

D 2865 LF22 , D 2865 LF24 , D 2865 LUH 02 , D 2865 LUH 08 , D 2865 LUH 09 , D 2866 LOH 20 ,

<b>853118-6</b> 58,00 x 12,00 x 142,50 x 30°	<b>883130-6</b> 18,03 x 12,00 x 64,00   IN   EX	<b>873109-6</b> 61,11 x 49,00 x 8,90 x 30°   IN	<b>K-12</b>	<b>903101-1</b>
				<b>903103-1</b>

<b>863112-6</b> 50,87 x 12,00 x 142,50 x 45°	<b>883141-6</b> 18,03 x 12,00 x 56,00   EX	<b>873112-6</b> 53,10 x 42,85 x 10,00 x 45°   EX		<b>973104-6</b>
---	---	---	--	-----------------

## 128,000 mm

100

D 2865 LUH 07 ,

<b>853111-6</b> 58,10 x 12,00 x 142,00 x 45°	<b>883130-6</b> 18,03 x 12,00 x 64,00   IN   EX	<b>873109-6</b> 61,11 x 49,00 x 8,90 x 30°   IN	<b>K-12</b>	<b>903101-1</b>
<b>853113-6</b> 57,20 x 12,00 x 142,50 x 45°	<b>883144-6</b> 18,03 x 12,00 x 59,50   IN			<b>903103-1</b>

<b>853118-6</b> 58,00 x 12,00 x 142,50 x 30°
---

<b>863112-6</b> 50,87 x 12,00 x 142,50 x 45°	<b>883141-6</b> 18,03 x 12,00 x 56,00   EX	<b>873112-6</b> 53,10 x 42,85 x 10,00 x 45°   EX		<b>973104-6</b>
---	---	---	--	-----------------

## 128,000 mm

101

D 2865 LF01 , D 2865 LXFR , D 2865 LXF ,

<b>853118-6</b> 58,00 x 12,00 x 142,50 x 30°	<b>883130-6</b> 18,03 x 12,00 x 64,00   IN   EX	<b>873109-6</b> 61,11 x 49,00 x 8,90 x 30°   IN	<b>K-12</b>	<b>903101-1</b>
		<b>873110-6</b> 61,10 x 48,00 x 9,00 x 30°   IN		<b>903103-1</b>

<b>863112-6</b> 50,87 x 12,00 x 142,50 x 45°	<b>883141-6</b> 18,03 x 12,00 x 56,00   EX	<b>873112-6</b> 53,10 x 42,85 x 10,00 x 45°   EX		<b>973104-6</b>
---	---	---	--	-----------------

## 128,000 mm

102

D 2866 F/240 , D 2866 KF , D 2866 KUH/360 , D 2866 KUL ,

<b>853118-6</b> 58,00 x 12,00 x 142,50 x 30°	<b>883130-6</b> 18,03 x 12,00 x 64,00   IN   EX	<b>873122-6</b> 61,10 x 49,00 x 8,80 x 30°   IN	<b>K-12</b>	<b>903101-1</b>
				<b>903103-1</b>

<b>863112-6</b> 50,87 x 12,00 x 142,50 x 45°	<b>883141-6</b> 18,03 x 12,00 x 56,00   EX	<b>873112-6</b> 53,10 x 42,85 x 10,00 x 45°   EX		<b>973104-6</b>
---	---	---	--	-----------------

## 128,000 mm

103

D 2866 KH ,

<b>853118-6</b> 58,00 x 12,00 x 142,50 x 30°
---

<b>863112-6</b> 50,87 x 12,00 x 142,50 x 45°	<b>873112-6</b> 53,10 x 42,85 x 10,00 x 45°   EX
---	---



128,000 mm

104

D 2866 LE 201 , D 2866 LE 203 ,

853118-6

58,00 x 12,00 x 142,50 x 30°

853132-6

58,05 x 12,00 x 142,60 x 30°

863112-6

50,87 x 12,00 x 142,50 x 45°

863133-6

51,05 x 12,00 x 142,50 x 45°

K-12

903101-1

128,000 mm

105

D 2866 LF/290 ,

853134-6

46,05 x 9,00 x 153,70 x 30°

883139-6

15,03 x 9,00 x 66,50 | IN | EX

903101-1

903103-1

973104-6

128,000 mm

106

D 2866 LF02 , D 2866 LF04 , D 2866 LF05 ,

883130-6

18,03 x 12,00 x 64,00 | IN | EX

873109-6

61,11 x 49,00 x 8,90 x 30° | IN

903101-1

873122-6

61,10 x 49,00 x 8,80 x 30° | IN

903103-1

883141-6

18,03 x 12,00 x 56,00 | EX

128,000 mm

107

D 2866 LF03 , D 2866 LF06 ,

883130-6

18,03 x 12,00 x 64,00 | IN | EX

873109-6

61,11 x 49,00 x 8,90 x 30° | IN

903101-1

873122-6

61,10 x 49,00 x 8,80 x 30° | IN

903103-1

883141-6

18,03 x 12,00 x 56,00 | EX

973104-6

128,000 mm

108

D 2866 LF07 , D 2866 LF08 , D 2866 LF10 , D 2866 LF15 ,

853118-6

58,00 x 12,00 x 142,50 x 30°

883130-6

18,03 x 12,00 x 64,00 | IN | EX

873109-6

61,11 x 49,00 x 8,90 x 30° | IN

K-12

903101-1

873110-6

61,10 x 48,00 x 9,00 x 30° | IN

903103-1

873122-6

61,10 x 49,00 x 8,80 x 30° | IN

863112-6

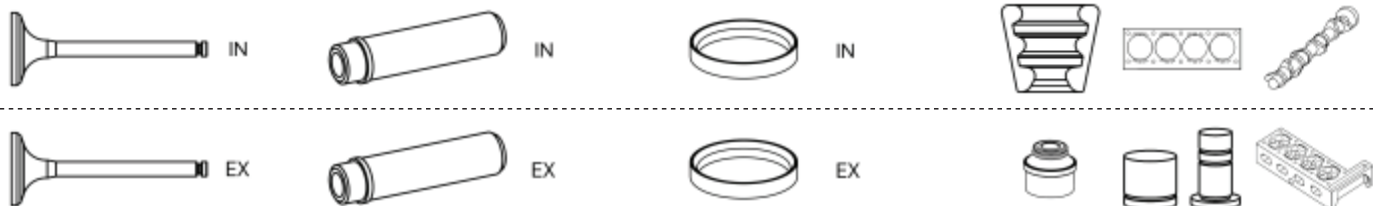
50,87 x 12,00 x 142,50 x 45°

883141-6

18,03 x 12,00 x 56,00 | EX

873112-6

53,10 x 42,85 x 10,00 x 45° | EX



<b>128,000 mm</b>	<b>109</b>
-------------------	------------

<b>D 2866 LF09 ,</b>				
<b>853118-6</b>	<b>883130-6</b>	<b>873109-6</b>	<b>K-12</b>	<b>903101-1</b>
58,00 x 12,00 x 142,50 x 30°	18,03 x 12,00 x 64,00   IN   EX	61,11 x 49,00 x 8,90 x 30°   IN		<b>903103-1</b>
		<b>873110-6</b>		
		61,10 x 48,00 x 9,00 x 30°   IN		
		<b>873122-6</b>		
		61,10 x 49,00 x 8,80 x 30°   IN		
<b>863112-6</b>	<b>883141-6</b>	<b>873112-6</b>		<b>973104-6</b>
50,87 x 12,00 x 142,50 x 45°	18,03 x 12,00 x 56,00   EX	53,10 x 42,85 x 10,00 x 45°   EX		

<b>128,000 mm</b>	<b>110</b>
-------------------	------------

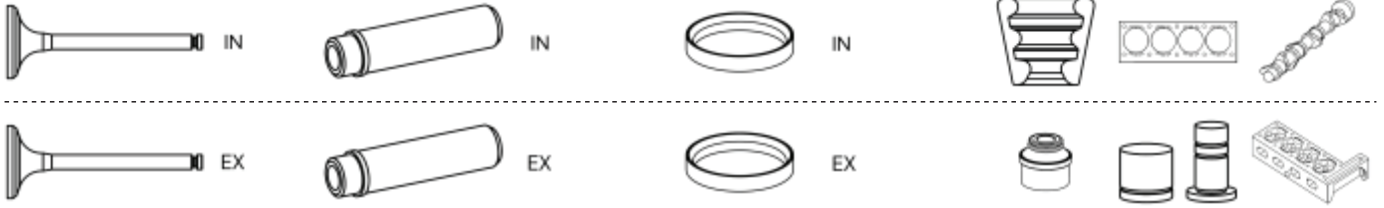
<b>D 2866 LF14 ,</b>				
<b>853118-6</b>	<b>883130-6</b>	<b>873109-6</b>	<b>K-12</b>	<b>903101-1</b>
58,00 x 12,00 x 142,50 x 30°	18,03 x 12,00 x 64,00   IN   EX	61,11 x 49,00 x 8,90 x 30°   IN		<b>903103-1</b>
		<b>873110-6</b>		
		61,10 x 48,00 x 9,00 x 30°   IN		
		<b>873122-6</b>		
		61,10 x 49,00 x 8,80 x 30°   IN		
<b>863112-6</b>		<b>873112-6</b>		
50,87 x 12,00 x 142,50 x 45°		53,10 x 42,85 x 10,00 x 45°   EX		

<b>128,000 mm</b>	<b>111</b>
-------------------	------------

<b>D 2866 LF16 ,</b>				
<b>853118-6</b>	<b>883130-6</b>	<b>873109-6</b>	<b>K-12</b>	<b>903101-1</b>
58,00 x 12,00 x 142,50 x 30°	18,03 x 12,00 x 64,00   IN   EX	61,11 x 49,00 x 8,90 x 30°   IN		<b>903103-1</b>
	<b>883144-6</b>	<b>873110-6</b>		
	18,03 x 12,00 x 59,50   IN	61,10 x 48,00 x 9,00 x 30°   IN		
		<b>873122-6</b>		
		61,10 x 49,00 x 8,80 x 30°   IN		
<b>863112-6</b>	<b>883141-6</b>	<b>873112-6</b>		<b>973104-6</b>
50,87 x 12,00 x 142,50 x 45°	18,03 x 12,00 x 56,00   EX	53,10 x 42,85 x 10,00 x 45°   EX		

<b>128,000 mm</b>	<b>112</b>
-------------------	------------

<b>D 2866 LF17 ,</b>				
<b>853118-6</b>	<b>883130-6</b>	<b>873109-6</b>	<b>K-12</b>	<b>903101-1</b>
58,00 x 12,00 x 142,50 x 30°	18,03 x 12,00 x 64,00   IN   EX	61,11 x 49,00 x 8,90 x 30°   IN		<b>903103-1</b>
	<b>883144-6</b>	<b>873110-6</b>		
	18,03 x 12,00 x 59,50   IN	61,10 x 48,00 x 9,00 x 30°   IN		
		<b>873122-6</b>		
		61,10 x 49,00 x 8,80 x 30°   IN		
<b>863112-6</b>	<b>883141-6</b>	<b>873112-6</b>		
50,87 x 12,00 x 142,50 x 45°	18,03 x 12,00 x 56,00   EX	53,10 x 42,85 x 10,00 x 45°   EX		



**128,000 mm** **113**

D 2866 LF20 ,

<b>853118-6</b> 58,00 x 12,00 x 142,50 x 30°	<b>883130-6</b> 18,03 x 12,00 x 64,00   IN   EX	<b>873109-6</b> 61,11 x 49,00 x 8,90 x 30°   IN	<b>K-12</b>	<b>903101-1</b>
<b>853134-6</b> 46,05 x 9,00 x 153,70 x 30°	<b>883144-6</b> 18,03 x 12,00 x 59,50   IN	<b>873116-6</b> 48,10 x 38,10 x 7,96 x 30°   IN		<b>903103-1</b>
<b>863112-6</b> 50,87 x 12,00 x 142,50 x 45°	<b>883141-6</b> 18,03 x 12,00 x 56,00   EX	<b>873112-6</b> 53,10 x 42,85 x 10,00 x 45°   EX		<b>973104-6</b>
		<b>873117-6</b> 48,10 x 40,10 x 7,96 x 45°   EX		

**128,000 mm** **114**

D 2866 LF21 , D 2866 LF22 ,

<b>853118-6</b> 58,00 x 12,00 x 142,50 x 30°	<b>883130-6</b> 18,03 x 12,00 x 64,00   IN   EX	<b>873109-6</b> 61,11 x 49,00 x 8,90 x 30°   IN	<b>K-12</b>	<b>903101-1</b>
		<b>873116-6</b> 48,10 x 38,10 x 7,96 x 30°   IN		<b>903103-1</b>
<b>863112-6</b> 50,87 x 12,00 x 142,50 x 45°	<b>883141-6</b> 18,03 x 12,00 x 56,00   EX	<b>873112-6</b> 53,10 x 42,85 x 10,00 x 45°   EX		<b>973104-6</b>
		<b>873117-6</b> 48,10 x 40,10 x 7,96 x 45°   EX		

**128,000 mm** **115**

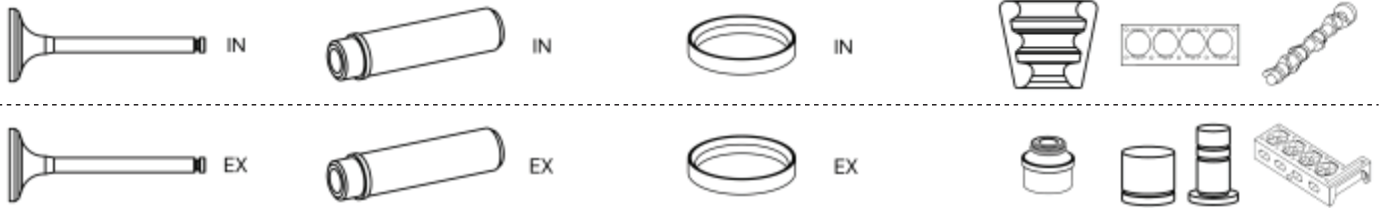
D 2866 LF23 , D 2866 LF24 , D 2866 LF25 , D 2866 LF31 , D 2876 LF 03 , D 2876 LF 06 ,

<b>853128-6</b> 46,00 x 9,00 x 153,70 x 30°	<b>883139-6</b> 15,03 x 9,00 x 66,50   IN   EX	<b>873109-6</b> 61,11 x 49,00 x 8,90 x 30°   IN	<b>R-9</b>	<b>903101-1</b>
<b>853134-6</b> 46,05 x 9,00 x 153,70 x 30°		<b>873116-6</b> 48,10 x 38,10 x 7,96 x 30°   IN		
<b>863130-6</b> 46,00 x 9,00 x 153,65 x 45°		<b>873112-6</b> 53,10 x 42,85 x 10,00 x 45°   EX	<b>911002-8</b>	<b>973104-6</b>
<b>863135-6</b> 46,05 x 9,00 x 153,70 x 45°		<b>873117-6</b> 48,10 x 40,10 x 7,96 x 45°   EX	Ø 9,00	

**128,000 mm** **116**

D 2866 LF29 ,

<b>853118-6</b> 58,00 x 12,00 x 142,50 x 30°	<b>883130-6</b> 18,03 x 12,00 x 64,00   IN   EX	<b>873109-6</b> 61,11 x 49,00 x 8,90 x 30°   IN	<b>K-12</b>	<b>903101-1</b>
<b>853134-6</b> 46,05 x 9,00 x 153,70 x 30°	<b>883144-6</b> 18,03 x 12,00 x 59,50   IN			
<b>863112-6</b> 50,87 x 12,00 x 142,50 x 45°	<b>883141-6</b> 18,03 x 12,00 x 56,00   EX	<b>873112-6</b> 53,10 x 42,85 x 10,00 x 45°   EX		



<b>128,000 mm</b>	<b>117</b>
-------------------	------------

D 2866 LF30 ,				
<b>853118-6</b>	<b>883130-6</b>	<b>873109-6</b>	<b>K-12</b>	<b>903101-1</b>
58,00 x 12,00 x 142,50 x 30°	18,03 x 12,00 x 64,00   IN   EX	61,11 x 49,00 x 8,90 x 30°   IN		
<b>853134-6</b>				
46,05 x 9,00 x 153,70 x 30°				
<b>863112-6</b>	<b>883141-6</b>	<b>873112-6</b>	<b>911002-8</b>	<b>973104-6</b>
50,87 x 12,00 x 142,50 x 45°	18,03 x 12,00 x 56,00   EX	53,10 x 42,85 x 10,00 x 45°   EX	Ø 9,00	

<b>128,000 mm</b>	<b>118</b>
-------------------	------------

D 2866 LF34 , D 2866 LF35 ,				
<b>853118-6</b>	<b>883130-6</b>	<b>873109-6</b>	<b>K-12</b>	<b>903101-1</b>
58,00 x 12,00 x 142,50 x 30°	18,03 x 12,00 x 64,00   IN   EX	61,11 x 49,00 x 8,90 x 30°   IN		
<b>853134-6</b>				
46,05 x 9,00 x 153,70 x 30°				
18,03 x 12,00 x 59,50   IN				
<b>863112-6</b>	<b>883141-6</b>	<b>873112-6</b>		<b>973104-6</b>
50,87 x 12,00 x 142,50 x 45°	18,03 x 12,00 x 56,00   EX	53,10 x 42,85 x 10,00 x 45°   EX		

<b>128,000 mm</b>	<b>119</b>
-------------------	------------

D 2866 LF36 ,				
<b>853128-6</b>	<b>883139-6</b>	<b>873116-6</b>	<b>R-9</b>	<b>903101-1</b>
46,00 x 9,00 x 153,70 x 30°	15,03 x 9,00 x 66,50   IN   EX	48,10 x 38,10 x 7,96 x 30°   IN		
<b>853134-6</b>				
46,05 x 9,00 x 153,70 x 30°				
<b>863130-6</b>				
46,00 x 9,00 x 153,65 x 45°				
<b>863135-6</b>				
46,05 x 9,00 x 153,70 x 45°				
		<b>873117-6</b>	<b>911002-8</b>	<b>973104-6</b>
		48,10 x 40,10 x 7,96 x 45°   EX	Ø 9,00	

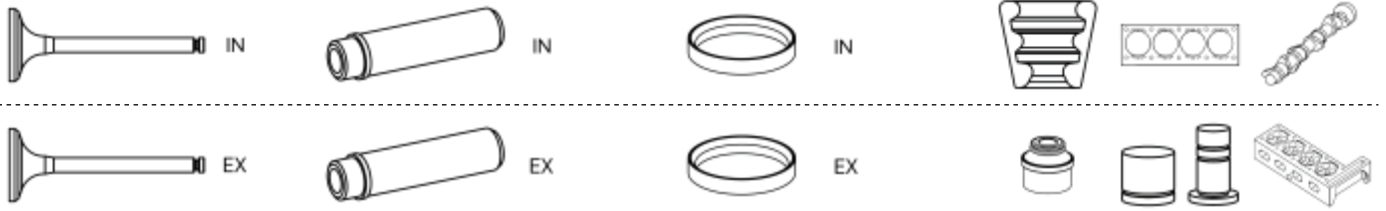
<b>128,000 mm</b>	<b>120</b>
-------------------	------------

D 2866 LF38 , D 2866 LF45 ,				
<b>853128-6</b>				<b>903101-1</b>
46,00 x 9,00 x 153,70 x 30°				

<b>128,000 mm</b>	<b>121</b>
-------------------	------------

D 2866 LF39 , D 2876 LF 01 , D 2876 LF 10 , D 2876 LF 17 ,				
<b>853128-6</b>		<b>873109-6</b>	<b>R-9</b>	<b>903101-1</b>
46,00 x 9,00 x 153,70 x 30°		61,11 x 49,00 x 8,90 x 30°   IN		
<b>853134-6</b>				
46,05 x 9,00 x 153,70 x 30°				
<b>863130-6</b>				
46,00 x 9,00 x 153,65 x 45°				
<b>863135-6</b>				
46,05 x 9,00 x 153,70 x 45°				
		<b>873112-6</b>	<b>911002-8</b>	
		53,10 x 42,85 x 10,00 x 45°   EX	Ø 9,00	
		<b>873117-6</b>		
		48,10 x 40,10 x 7,96 x 45°   EX		





**128,000 mm** **122**

D 2866 LF40 ,

<b>853128-6</b> 46,00 x 9,00 x 153,70 x 30°	<b>883139-6</b> 15,03 x 9,00 x 66,50   IN   EX	<b>873109-6</b> 61,11 x 49,00 x 8,90 x 30°   IN	<b>903101-1</b>
--	---	--	-----------------

**128,000 mm** **123**

D 2866 LF41 , D 2866 LF43 ,

<b>853128-6</b> 46,00 x 9,00 x 153,70 x 30°	<b>883139-6</b> 15,03 x 9,00 x 66,50   IN   EX	<b>903101-1</b>
--	---	-----------------

**128,000 mm** **124**

D 2866 LFG ,

<b>853118-6</b> 58,00 x 12,00 x 142,50 x 30°	<b>883130-6</b> 18,03 x 12,00 x 64,00   IN   EX	<b>873110-6</b> 61,10 x 48,00 x 9,00 x 30°   IN	<b>K-12</b>	<b>903101-1</b>
		<b>873116-6</b> 48,10 x 38,10 x 7,96 x 30°   IN		<b>903103-1</b>
		<b>873122-6</b> 61,10 x 49,00 x 8,80 x 30°   IN		
<b>863112-6</b> 50,87 x 12,00 x 142,50 x 45°	<b>883141-6</b> 18,03 x 12,00 x 56,00   EX	<b>873112-6</b> 53,10 x 42,85 x 10,00 x 45°   EX		
		<b>873117-6</b> 48,10 x 40,10 x 7,96 x 45°   EX		

**128,000 mm** **125**

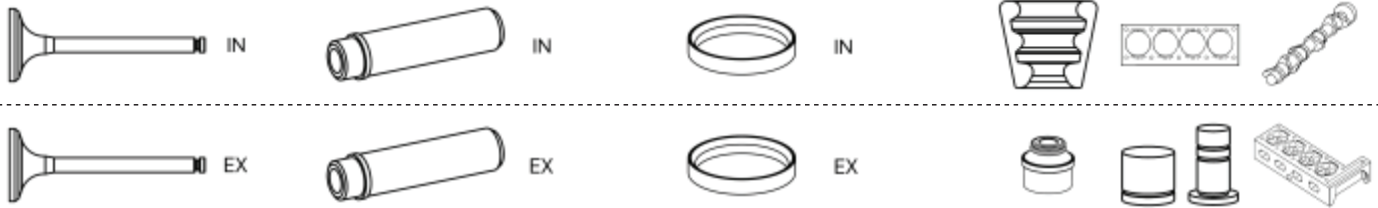
D 2866 LFG 03 ,

<b>853118-6</b> 58,00 x 12,00 x 142,50 x 30°	<b>883130-6</b> 18,03 x 12,00 x 64,00   IN   EX	<b>873109-6</b> 61,11 x 49,00 x 8,90 x 30°   IN	<b>K-12</b>	<b>903101-1</b>
<b>853134-6</b> 46,05 x 9,00 x 153,70 x 30°				<b>903103-1</b>
<b>863112-6</b> 50,87 x 12,00 x 142,50 x 45°	<b>883141-6</b> 18,03 x 12,00 x 56,00   EX	<b>873112-6</b> 53,10 x 42,85 x 10,00 x 45°   EX		

**128,000 mm** **126**

D 2866 LFG 04 ,

<b>853118-6</b> 58,00 x 12,00 x 142,50 x 30°	<b>883130-6</b> 18,03 x 12,00 x 64,00   IN   EX	<b>873109-6</b> 61,11 x 49,00 x 8,90 x 30°   IN	<b>R-9</b>	<b>903101-1</b>
<b>853128-6</b> 46,00 x 9,00 x 153,70 x 30°		<b>873116-6</b> 48,10 x 38,10 x 7,96 x 30°   IN		<b>903103-1</b>
<b>853134-6</b> 46,05 x 9,00 x 153,70 x 30°				
<b>863112-6</b> 50,87 x 12,00 x 142,50 x 45°	<b>883141-6</b> 18,03 x 12,00 x 56,00   EX	<b>873112-6</b> 53,10 x 42,85 x 10,00 x 45°   EX		
<b>863130-6</b> 46,00 x 9,00 x 153,65 x 45°		<b>873117-6</b> 48,10 x 40,10 x 7,96 x 45°   EX		
<b>863135-6</b> 46,05 x 9,00 x 153,70 x 45°				



<b>128,000 mm</b>	<b>127</b>
-------------------	------------

D 2866 LFG 05 ,

<b>853118-6</b>	<b>883144-6</b>	<b>873109-6</b>	<b>R-9</b>	<b>903101-1</b>
58,00 x 12,00 x 142,50 x 30°	18,03 x 12,00 x 59,50   IN	61,11 x 49,00 x 8,90 x 30°   IN		
<b>853128-6</b>		<b>873116-6</b>		<b>903103-1</b>
46,00 x 9,00 x 153,70 x 30°		48,10 x 38,10 x 7,96 x 30°   IN		
<b>853134-6</b>				
46,05 x 9,00 x 153,70 x 30°				
<b>863112-6</b>	<b>883141-6</b>	<b>873112-6</b>		
50,87 x 12,00 x 142,50 x 45°	18,03 x 12,00 x 56,00   EX	53,10 x 42,85 x 10,00 x 45°   EX		
<b>863130-6</b>		<b>873117-6</b>		
46,00 x 9,00 x 153,65 x 45°		48,10 x 40,10 x 7,96 x 45°   EX		
<b>863135-6</b>				
46,05 x 9,00 x 153,70 x 45°				

<b>128,000 mm</b>	<b>128</b>
-------------------	------------

D 2866 LFG 07 ,

<b>853128-6</b>		<b>873109-6</b>	<b>R-9</b>	<b>903101-1</b>
46,00 x 9,00 x 153,70 x 30°		61,11 x 49,00 x 8,90 x 30°   IN		
<b>853134-6</b>		<b>873116-6</b>		<b>903103-1</b>
46,05 x 9,00 x 153,70 x 30°		48,10 x 38,10 x 7,96 x 30°   IN		
<b>863130-6</b>		<b>873112-6</b>	<b>911002-8</b>	
46,00 x 9,00 x 153,65 x 45°		53,10 x 42,85 x 10,00 x 45°   EX	Ø 9,00	
<b>863135-6</b>		<b>873117-6</b>		
46,05 x 9,00 x 153,70 x 45°		48,10 x 40,10 x 7,96 x 45°   EX		

<b>128,000 mm</b>	<b>129</b>
-------------------	------------

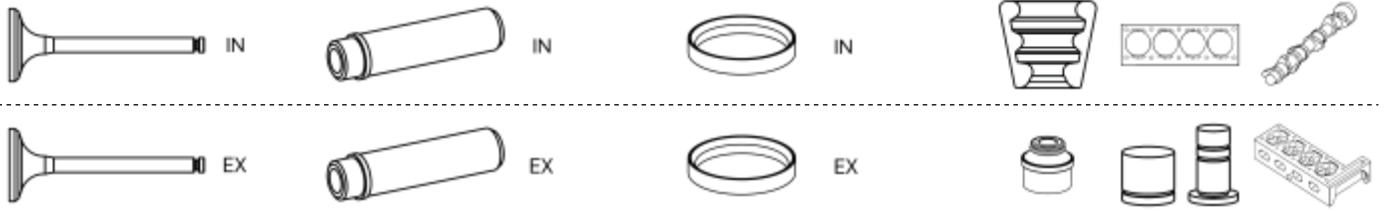
D 2866 LOH 02 , D 2866 LUL 330 ,

<b>853111-6</b>	<b>883130-6</b>	<b>873109-6</b>	<b>K-12</b>	<b>903101-1</b>
58,10 x 12,00 x 142,00 x 45°	18,03 x 12,00 x 64,00   IN   EX	61,11 x 49,00 x 8,90 x 30°   IN		
<b>853113-6</b>		<b>873122-6</b>		<b>903103-1</b>
57,20 x 12,00 x 142,50 x 45°		61,10 x 49,00 x 8,80 x 30°   IN		
<b>853118-6</b>				
58,00 x 12,00 x 142,50 x 30°				
<b>863112-6</b>	<b>883141-6</b>	<b>873112-6</b>		
50,87 x 12,00 x 142,50 x 45°	18,03 x 12,00 x 56,00   EX	53,10 x 42,85 x 10,00 x 45°   EX		

<b>128,000 mm</b>	<b>130</b>
-------------------	------------

D 2866 LOH 07 ,

<b>853118-6</b>	<b>883130-6</b>	<b>873109-6</b>	<b>K-12</b>	<b>903101-1</b>
58,00 x 12,00 x 142,50 x 30°	18,03 x 12,00 x 64,00   IN   EX	61,11 x 49,00 x 8,90 x 30°   IN		
		<b>873122-6</b>		<b>903103-1</b>
		61,10 x 49,00 x 8,80 x 30°   IN		
<b>863112-6</b>	<b>883141-6</b>	<b>873112-6</b>		<b>973104-6</b>
50,87 x 12,00 x 142,50 x 45°	18,03 x 12,00 x 56,00   EX	53,10 x 42,85 x 10,00 x 45°   EX		



**128,000 mm** **131**

D 2866 LOH 30 ,

<b>853118-6</b>			<b>K-12</b>	<b>903103-1</b>
58,00 x 12,00 x 142,50 x 30°				
<b>863112-6</b>		<b>873112-6</b>		
50,87 x 12,00 x 142,50 x 45°		53,10 x 42,85 x 10,00 x 45°   EX		

**128,000 mm** **132**

D 2866 LU ,

<b>853118-6</b>	<b>883130-6</b>	<b>873109-6</b>	<b>K-12</b>	<b>903101-1</b>
58,00 x 12,00 x 142,50 x 30°	18,03 x 12,00 x 64,00   IN   EX	61,11 x 49,00 x 8,90 x 30°   IN		
		<b>873122-6</b>		<b>903103-1</b>
		61,10 x 49,00 x 8,80 x 30°   IN		
<b>863112-6</b>	<b>883141-6</b>	<b>873112-6</b>	<b>911010-8</b>	
50,87 x 12,00 x 142,50 x 45°	18,03 x 12,00 x 56,00   EX	53,10 x 42,85 x 10,00 x 45°   EX	Ø 12,00	

**128,000 mm** **133**

D 2866 LU 01 , D 2866 LU 03 , D 2866 LU 04 , D 2866 LU 07 , D 2866 LU 08 ,

<b>853118-6</b>	<b>883130-6</b>	<b>873109-6</b>	<b>K-12</b>	<b>903101-1</b>
58,00 x 12,00 x 142,50 x 30°	18,03 x 12,00 x 64,00   IN   EX	61,11 x 49,00 x 8,90 x 30°   IN		
				<b>903103-1</b>
<b>863112-6</b>	<b>883141-6</b>	<b>873112-6</b>	<b>911010-8</b>	
50,87 x 12,00 x 142,50 x 45°	18,03 x 12,00 x 56,00   EX	53,10 x 42,85 x 10,00 x 45°   EX	Ø 12,00	

**128,000 mm** **134**

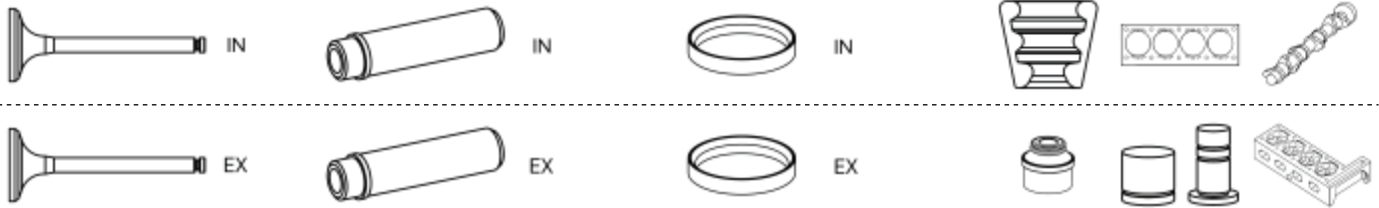
D 2866 LU 02 ,

<b>853118-6</b>				<b>903101-1</b>
58,00 x 12,00 x 142,50 x 30°				
				<b>903103-1</b>
<b>863112-6</b>			<b>911010-8</b>	
50,87 x 12,00 x 142,50 x 45°			Ø 12,00	

**128,000 mm** **135**

D 2866 LUH ,

<b>853118-6</b>	<b>883130-6</b>	<b>873109-6</b>	<b>K-12</b>	<b>903101-1</b>
58,00 x 12,00 x 142,50 x 30°	18,03 x 12,00 x 64,00   IN   EX	61,11 x 49,00 x 8,90 x 30°   IN		
		<b>873122-6</b>		<b>903103-1</b>
		61,10 x 49,00 x 8,80 x 30°   IN		
<b>863112-6</b>	<b>883141-6</b>		<b>911010-8</b>	
50,87 x 12,00 x 142,50 x 45°	18,03 x 12,00 x 56,00   EX		Ø 12,00	



## 128,000 mm

136

D 2866 LUH 04 ,

903101-1

903103-1

911010-8

Ø 12,00

## 128,000 mm

137

D 2866 LUH 05 ,

853118-6

883130-6

873109-6

K-12

903101-1

58,00 x 12,00 x 142,50 x 30°

18,03 x 12,00 x 64,00 | IN | EX

61,11 x 49,00 x 8,90 x 30° | IN

903103-1

863112-6

883141-6

911010-8

50,87 x 12,00 x 142,50 x 45°

18,03 x 12,00 x 56,00 | EX

Ø 12,00

## 128,000 mm

138

D 2866 LUH 20 ,

853118-6

883130-6

873109-6

K-12

903101-1

58,00 x 12,00 x 142,50 x 30°

18,03 x 12,00 x 64,00 | IN | EX

61,11 x 49,00 x 8,90 x 30° | IN

903103-1

863112-6

883141-6

873112-6

911010-8

973104-6

50,87 x 12,00 x 142,50 x 45°

18,03 x 12,00 x 56,00 | EX

53,10 x 42,85 x 10,00 x 45° | EX

Ø 12,00

## 128,000 mm

139

D 2866 LUH 21 , D 2866 LUH 22 , D 2866 LUH 26 , D 2876 LOH 01 ,

853118-6

883130-6

873109-6

K-12

903101-1

58,00 x 12,00 x 142,50 x 30°

18,03 x 12,00 x 64,00 | IN | EX

61,11 x 49,00 x 8,90 x 30° | IN

883144-6

903103-1

18,03 x 12,00 x 59,50 | IN

863112-6

883141-6

873112-6

911010-8

973104-6

50,87 x 12,00 x 142,50 x 45°

18,03 x 12,00 x 56,00 | EX

53,10 x 42,85 x 10,00 x 45° | EX

Ø 12,00

## 128,000 mm

140

D 2866 LOH 27 , D 2866 LOH 28 , D 2866 LOH 32 , D 2866 LOH 33 , D 2866 LUH 23 , D 2866 LUH 29 , D 2866 LUH 51 , D 2876 LF 11 , D 2876 LF 20 , D 2876 LOH 02 ,

853128-6

883139-6

873116-6

R-9

903101-1

46,00 x 9,00 x 153,70 x 30°

15,03 x 9,00 x 66,50 | IN | EX

48,10 x 38,10 x 7,96 x 30° | IN

853134-6

46,05 x 9,00 x 153,70 x 30°

863130-6

873117-6

911002-8

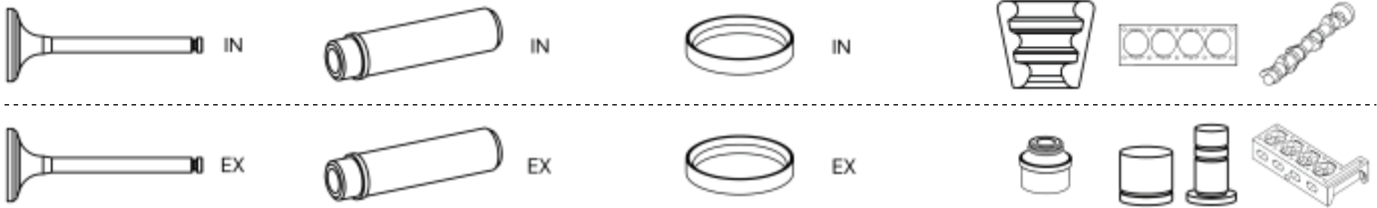
46,00 x 9,00 x 153,65 x 45°

48,10 x 40,10 x 7,96 x 45° | EX

Ø 9,00

863135-6

46,05 x 9,00 x 153,70 x 45°



128,000 mm

141

D 2866 LF26 , D 2866 LF27 , D 2866 LF28 , D 2866 LF32 , D 2866 LF37 , D 2866 LOH 29 , D 2866 LOH 34 , D 2866 LUH 24 , D 2866 LUH 25 , D 2866 LUH 30 , D 2876 LF 04 , D 2876 LF 05 , D 2876 LF 07 , D 2876 LOH 03 ,

<b>853128-6</b>	<b>883139-6</b>	<b>873116-6</b>	<b>R-9</b>	<b>903101-1</b>
46,00 x 9,00 x 153,70 x 30°	15,03 x 9,00 x 66,50   IN   EX	48,10 x 38,10 x 7,96 x 30°   IN		

<b>853134-6</b>
46,05 x 9,00 x 153,70 x 30°

<b>863130-6</b>	<b>873117-6</b>	<b>911002-8</b>	<b>973104-6</b>
46,00 x 9,00 x 153,65 x 45°	48,10 x 40,10 x 7,96 x 45°   EX	Ø 9,00	

<b>863135-6</b>
46,05 x 9,00 x 153,70 x 45°

128,000 mm

142

D 2866 LOH 35 , D 2866 LUH 27 , D 2866 LUH 28 , D 2866 LUH 34 , D 2866 LUH 35 , D 2866 LUH 36 , D 2866 LUH 37 , D 2866 LUH 50 , D 2866 LUH 52 , D 2876 LFG 01 ,

<b>853128-6</b>	<b>873116-6</b>	<b>R-9</b>	<b>903101-1</b>
46,00 x 9,00 x 153,70 x 30°	48,10 x 38,10 x 7,96 x 30°   IN		

<b>853134-6</b>
46,05 x 9,00 x 153,70 x 30°

<b>863130-6</b>	<b>873117-6</b>	<b>911002-8</b>
46,00 x 9,00 x 153,65 x 45°	48,10 x 40,10 x 7,96 x 45°   EX	Ø 9,00

<b>863135-6</b>
46,05 x 9,00 x 153,70 x 45°

128,000 mm

143

D 2866 LU 330 , D 2866 LUH 330 ,

<b>853118-6</b>	<b>883130-6</b>	<b>903101-1</b>
58,00 x 12,00 x 142,50 x 30°	18,03 x 12,00 x 64,00   IN   EX	

**903103-1**

<b>863112-6</b>	<b>883141-6</b>	<b>911010-8</b>
50,87 x 12,00 x 142,50 x 45°	18,03 x 12,00 x 56,00   EX	Ø 12,00

128,000 mm

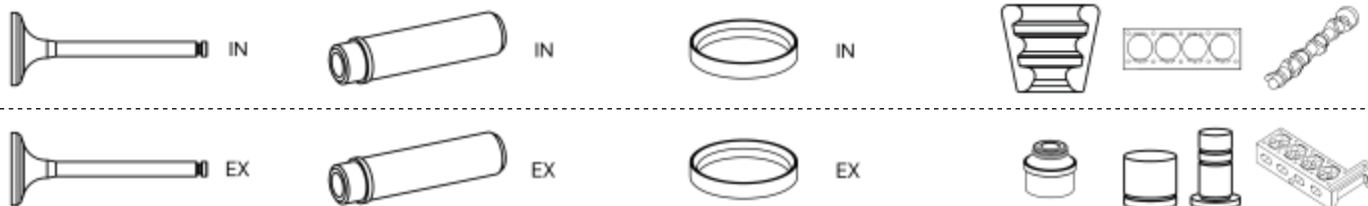
144

D 2866 LXF ,

<b>853118-6</b>	<b>883130-6</b>	<b>873109-6</b>	<b>K-12</b>	<b>903101-1</b>
58,00 x 12,00 x 142,50 x 30°	18,03 x 12,00 x 64,00   IN   EX	61,11 x 49,00 x 8,90 x 30°   IN		

<b>873122-6</b>	<b>903103-1</b>
61,10 x 49,00 x 8,80 x 30°   IN	

<b>863112-6</b>	<b>883141-6</b>	<b>973104-6</b>
50,87 x 12,00 x 142,50 x 45°	18,03 x 12,00 x 56,00   EX	



## 128,000 mm

145

D 2866 LXFG ,

<b>853118-6</b> 58,00 x 12,00 x 142,50 x 30°	<b>883130-6</b> 18,03 x 12,00 x 64,00   IN   EX	<b>873110-6</b> 61,10 x 48,00 x 9,00 x 30°   IN <b>873116-6</b> 48,10 x 38,10 x 7,96 x 30°   IN	<b>K-12</b>	<b>903101-1</b>  <b>903103-1</b>
<b>863112-6</b> 50,87 x 12,00 x 142,50 x 45°	<b>883141-6</b> 18,03 x 12,00 x 56,00   EX	<b>873112-6</b> 53,10 x 42,85 x 10,00 x 45°   EX <b>873117-6</b> 48,10 x 40,10 x 7,96 x 45°   EX		

## 128,000 mm

146

D 2866 LH 01 , D 2866 LOH 03 , D 2866 LOH 06 , D 2866 LOH 09 , D 2866 LXOH ,

<b>853118-6</b> 58,00 x 12,00 x 142,50 x 30°	<b>883130-6</b> 18,03 x 12,00 x 64,00   IN   EX	<b>873109-6</b> 61,11 x 49,00 x 8,90 x 30°   IN <b>873122-6</b> 61,10 x 49,00 x 8,80 x 30°   IN	<b>K-12</b>	<b>903101-1</b>  <b>903103-1</b>
<b>863112-6</b> 50,87 x 12,00 x 142,50 x 45°	<b>883141-6</b> 18,03 x 12,00 x 56,00   EX	<b>873112-6</b> 53,10 x 42,85 x 10,00 x 45°   EX		

## 128,000 mm

147

D 2866 LXUH ,

<b>853118-6</b> 58,00 x 12,00 x 142,50 x 30°	<b>883130-6</b> 18,03 x 12,00 x 64,00   IN   EX	<b>873109-6</b> 61,11 x 49,00 x 8,90 x 30°   IN	<b>K-12</b>	<b>903101-1</b>  <b>903103-1</b>
<b>863112-6</b> 50,87 x 12,00 x 142,50 x 45°	<b>883141-6</b> 18,03 x 12,00 x 56,00   EX			

## 128,000 mm

148

D 2866 OH ,

<b>853118-6</b> 58,00 x 12,00 x 142,50 x 30°	<b>883130-6</b> 18,03 x 12,00 x 64,00   IN   EX	<b>873122-6</b> 61,10 x 49,00 x 8,80 x 30°   IN	<b>K-12</b>	<b>903101-1</b>  <b>903103-1</b>
---	--	--	-------------	--

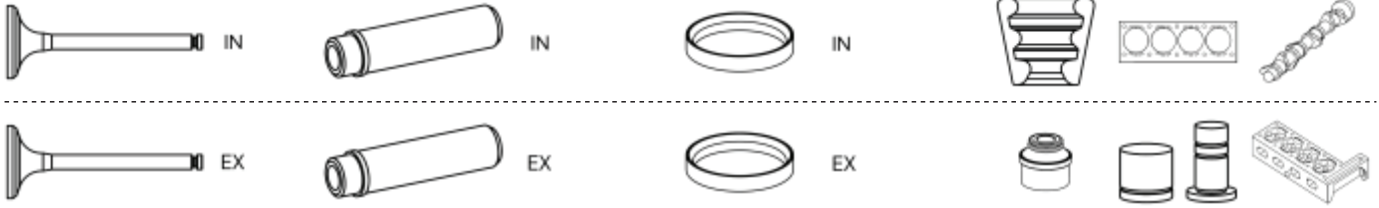
<b>863112-6</b> 50,87 x 12,00 x 142,50 x 45°	<b>873112-6</b> 53,10 x 42,85 x 10,00 x 45°   EX
---	---

## 128,000 mm

149

D 2866 LF , D 2866 LOH , D 2866 TOH , D 2866 TUH 01 , D 2866 TUH ,

<b>853118-6</b> 58,00 x 12,00 x 142,50 x 30°	<b>883130-6</b> 18,03 x 12,00 x 64,00   IN   EX	<b>873122-6</b> 61,10 x 49,00 x 8,80 x 30°   IN	<b>K-12</b>	<b>903101-1</b>  <b>903103-1</b>
<b>863112-6</b> 50,87 x 12,00 x 142,50 x 45°	<b>883141-6</b> 18,03 x 12,00 x 56,00   EX			



**128,000 mm** **150**

D 2866 TOH/290 ,

<b>853118-6</b> 58,00 x 12,00 x 142,50 x 30°	<b>883130-6</b> 18,03 x 12,00 x 64,00   IN   EX	<b>873122-6</b> 61,10 x 49,00 x 8,80 x 30°   IN	<b>903101-1</b>
			<b>903103-1</b>

<b>863112-6</b> 50,87 x 12,00 x 142,50 x 45°	<b>883141-6</b> 18,03 x 12,00 x 56,00   EX	<b>873112-6</b> 53,10 x 42,85 x 10,00 x 45°   EX	<b>973104-6</b>
---	---	---	-----------------

**128,000 mm** **151**

D 2866 KOH/373 , D 2866 TOH/310 ,

<b>853118-6</b> 58,00 x 12,00 x 142,50 x 30°	<b>883130-6</b> 18,03 x 12,00 x 64,00   IN   EX		<b>903101-1</b>
			<b>903103-1</b>

<b>863112-6</b> 50,87 x 12,00 x 142,50 x 45°	<b>883141-6</b> 18,03 x 12,00 x 56,00   EX
---	---

**128,000 mm** **152**

D 2866 U ,

<b>853111-6</b> 58,10 x 12,00 x 142,00 x 45°	<b>883130-6</b> 18,03 x 12,00 x 64,00   IN   EX	<b>K-12</b>
<b>853113-6</b> 57,20 x 12,00 x 142,50 x 45°		
<b>853118-6</b> 58,00 x 12,00 x 142,50 x 30°		

<b>863112-6</b> 50,87 x 12,00 x 142,50 x 45°	<b>883141-6</b> 18,03 x 12,00 x 56,00   EX
---	---

**128,000 mm** **153**

D 2866 KOH 360 , D 2866 TUH/290 , D 2866 UH/240 ,

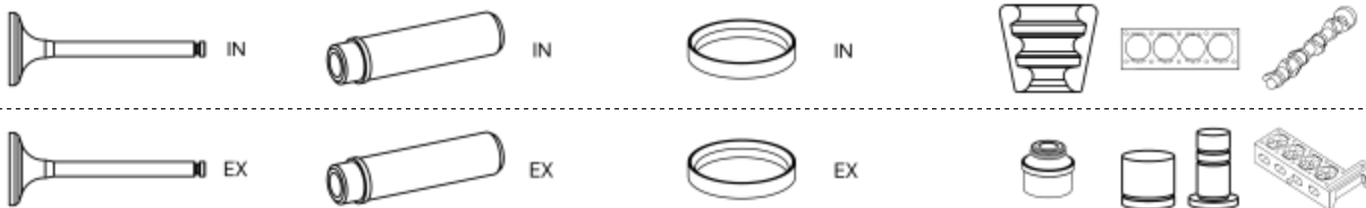
<b>853118-6</b> 58,00 x 12,00 x 142,50 x 30°	<b>883130-6</b> 18,03 x 12,00 x 64,00   IN   EX	<b>873122-6</b> 61,10 x 49,00 x 8,80 x 30°   IN	<b>903101-1</b>
			<b>903103-1</b>

<b>863112-6</b> 50,87 x 12,00 x 142,50 x 45°	<b>883141-6</b> 18,03 x 12,00 x 56,00   EX	<b>873112-6</b> 53,10 x 42,85 x 10,00 x 45°   EX
---	---	---

**128,000 mm** **154**

D 2868 LF03 ,

<b>911002-8</b>	<b>973104-6</b>
Ø 9,00	



## 128,000 mm

155

D 2876 LE 102 ,

**853128-6**

46,00 x 9,00 x 153,70 x 30°

**853134-6**

46,05 x 9,00 x 153,70 x 30°

**873116-6**

48,10 x 38,10 x 7,96 x 30° | IN

**863130-6**

46,00 x 9,00 x 153,65 x 45°

**873117-6**

48,10 x 40,10 x 7,96 x 45° | EX

**911002-8**

Ø 9,00

**863135-6**

46,05 x 9,00 x 153,70 x 45°

## 128,000 mm

156

D 2876 LE 121 , D 2876 LE 122 , D 2876 LE 123 , D 2876 LE 124 , D 2876 LE 131 ,

**853136-6**

44,10 x 9,00 x 153,60 x 30°

**863137-6**

41,10 x 9,00 x 153,60 x 45°

**911002-8**

Ø 9,00

## 128,000 mm

157

D 2876 LE 201 , D 2876 LE 203 ,

**853132-6**

58,05 x 12,00 x 142,60 x 30°

**K-12**

**903101-1**

**853141-6**

58,00 x 12,00 x 142,50 x 30°

**903103-1**

**863112-6**

50,87 x 12,00 x 142,50 x 45°

**863133-6**

51,05 x 12,00 x 142,50 x 45°

## 128,000 mm

158

D 2876 LE 202 ,

**853132-6**

58,05 x 12,00 x 142,60 x 30°

**K-12**

**853141-6**

58,00 x 12,00 x 142,50 x 30°

**863112-6**

50,87 x 12,00 x 142,50 x 45°

**863133-6**

51,05 x 12,00 x 142,50 x 45°

## 128,000 mm

159

D 2876 LE 402 ,

**853136-6**

44,10 x 9,00 x 153,60 x 30°

**903101-1**

**863137-6**

41,10 x 9,00 x 153,60 x 45°

**911002-8**

Ø 9,00





128,000 mm

160

D 2876 LF 02 ,

853118-6

883130-6

873116-6

K-12

903101-1

58,00 x 12,00 x 142,50 x 30°

18,03 x 12,00 x 64,00 | IN | EX

48,10 x 38,10 x 7,96 x 30° | IN

853134-6

883144-6

903103-1

46,05 x 9,00 x 153,70 x 30°

18,03 x 12,00 x 59,50 | IN

863112-6

883141-6

873112-6

911010-8

973104-6

50,87 x 12,00 x 142,50 x 45°

18,03 x 12,00 x 56,00 | EX

53,10 x 42,85 x 10,00 x 45° | EX

Ø 12,00

873117-6

48,10 x 40,10 x 7,96 x 45° | EX

128,000 mm

161

D 2876 LF 08 ,

853134-6

46,05 x 9,00 x 153,70 x 30°

873112-6

911002-8

53,10 x 42,85 x 10,00 x 45° | EX

Ø 9,00

128,000 mm

162

D 2876 LF 09 ,

853128-6

873116-6

R-9

903101-1

46,00 x 9,00 x 153,70 x 30°

48,10 x 38,10 x 7,96 x 30° | IN

853134-6

46,05 x 9,00 x 153,70 x 30°

863130-6

873112-6

911002-8

46,00 x 9,00 x 153,65 x 45°

53,10 x 42,85 x 10,00 x 45° | EX

Ø 9,00

863135-6

873117-6

46,05 x 9,00 x 153,70 x 45°

48,10 x 40,10 x 7,96 x 45° | EX

128,000 mm

163

D 2876 LF 12 , D 2876 LF 13 , D 2876 LF 25 , D 2876 LOH 20 , D 2876 LOH 21 ,

853136-6

883139-6

873123-6

44,10 x 9,00 x 153,60 x 30°

15,03 x 9,00 x 66,50 | IN | EX

46,10 x 37,20 x 7,80 x 30° | IN

863137-6

873124-6

911002-8

973104-6

41,10 x 9,00 x 153,60 x 45°

44,10 x 36,00 x 7,80 x 45° | EX

Ø 9,00

128,000 mm

164

D 2876 LE 101 , D 2876 LE 103 , D 2876 LE 104 , D 2876 LE 105 , D 2876 LE 106 , D 2876 LOH 04 , D 2876 LOH 05 ,

853128-6

873116-6

R-9

46,00 x 9,00 x 153,70 x 30°

48,10 x 38,10 x 7,96 x 30° | IN

853134-6

46,05 x 9,00 x 153,70 x 30°

863130-6

873117-6

911002-8

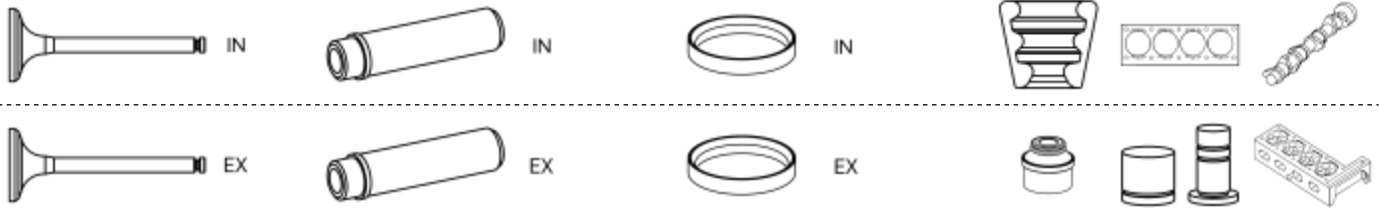
46,00 x 9,00 x 153,65 x 45°

48,10 x 40,10 x 7,96 x 45° | EX

Ø 9,00

863135-6

46,05 x 9,00 x 153,70 x 45°



<b>128,000 mm</b>	<b>165</b>
-------------------	------------

D 2876 LUH 01 , D 2876 LUH 02 ,

<b>853118-6</b>	<b>883130-6</b>	<b>873109-6</b>	<b>903101-1</b>
58,00 x 12,00 x 142,50 x 30°	18,03 x 12,00 x 64,00   IN   EX	61,11 x 49,00 x 8,90 x 30°   IN	
<b>853132-6</b>	<b>883144-6</b>		<b>903103-1</b>
58,05 x 12,00 x 142,60 x 30°	18,03 x 12,00 x 59,50   IN		
<b>863112-6</b>	<b>883141-6</b>	<b>873112-6</b>	<b>911010-8</b>
50,87 x 12,00 x 142,50 x 45°	18,03 x 12,00 x 56,00   EX	53,10 x 42,85 x 10,00 x 45°   EX	Ø 12,00
<b>863133-6</b>			
51,05 x 12,00 x 142,50 x 45°			

<b>128,000 mm</b>	<b>166</b>
-------------------	------------

E 2842 E 301 , E 2842 E 302 , E 2842 LE 302 ,

<b>853141-6</b>	
58,00 x 12,00 x 142,50 x 30°	

<b>128,000 mm</b>	<b>167</b>
-------------------	------------

E 2842 E 312 , E 2842 LE 312 , E 2876 E 312 , E 2876 LUH 01 ,

<b>853141-6</b>	<b>873120-6</b>	<b>K-12</b>	<b>903101-1</b>
58,00 x 12,00 x 142,50 x 30°	61,11 x 49,00 x 6,90 x 30°   IN		
	<b>873919-6</b>		
	48,06 x 39,50 x 6,90 x 20°   IN		
<b>863142-6</b>	<b>873121-6</b>		
51,00 x 12,00 x 142,50 x 30°	53,10 x 43,00 x 7,45 x 30°   EX		

<b>128,000 mm</b>	<b>168</b>
-------------------	------------

E 2842 LE 322 ,

<b>853141-6</b>	<b>873120-6</b>	<b>K-10</b>	<b>903101-1</b>
58,00 x 12,00 x 142,50 x 30°	61,11 x 49,00 x 6,90 x 30°   IN		
	<b>873919-6</b>	<b>K-12</b>	
	48,06 x 39,50 x 6,90 x 20°   IN		
<b>863142-6</b>	<b>873121-6</b>		
51,00 x 12,00 x 142,50 x 30°	53,10 x 43,00 x 7,45 x 30°   EX		

<b>128,000 mm</b>	<b>169</b>
-------------------	------------

E 2848 LE 322 , E 2866 DUH , E 2876 LE 202 , E 2876 LE 302 , G 2876 DUH 02 ,

<b>853141-6</b>	<b>873120-6</b>	<b>K-12</b>	<b>903101-1</b>
58,00 x 12,00 x 142,50 x 30°	61,11 x 49,00 x 6,90 x 30°   IN		
	<b>873919-6</b>		
	48,06 x 39,50 x 6,90 x 20°   IN		
<b>863142-6</b>		<b>911010-8</b>	
51,00 x 12,00 x 142,50 x 30°		Ø 12,00	



128,000 mm

170

E 2866 DE , E 2866 DF 02 , E 2866 DF 03 , E 2866 DF 04 , E 2866 DOH 02 , E 2866 DOH 03 , E 2866 DOH 04 , E 2866 , E 2876 LUH 04 , E 2876 LUH 07 , E 2876 LUH 08 ,

903101-1

911010-8

Ø 12,00

128,000 mm

171

E 2866 DF 01 , E 2866 DUH 03 , E 2876 LUH 02 ,

853141-6

58,00 x 12,00 x 142,50 x 30°

873120-6

61,11 x 49,00 x 6,90 x 30° | IN

K-12

903101-1

873919-6

48,06 x 39,50 x 6,90 x 20° | IN

863142-6

51,00 x 12,00 x 142,50 x 30°

873121-6

53,10 x 43,00 x 7,45 x 30° | EX

911010-8

973104-6

Ø 12,00

128,000 mm

172

E 2866 DOH 01 , E 2866 DUH 01 , E 2866 DUH 02 , E 2866 LUH 01 , E 2866 LUH 02 , G 2876 DUH 01 ,

853141-6

58,00 x 12,00 x 142,50 x 30°

873120-6

61,11 x 49,00 x 6,90 x 30° | IN

K-12

903101-1

873919-6

48,06 x 39,50 x 6,90 x 20° | IN

863142-6

51,00 x 12,00 x 142,50 x 30°

873121-6

53,10 x 43,00 x 7,45 x 30° | EX

911010-8

Ø 12,00

128,000 mm

173

E 2866 DUH 04 , E 2876 LUH 03 ,

853141-6

58,00 x 12,00 x 142,50 x 30°

903101-1

873121-6

53,10 x 43,00 x 7,45 x 30° | EX

911010-8

Ø 12,00

128,000 mm

174

D 2866 LUE 601 , D 2866 LUE 602 , D 2866 LUE 603 , D 2866 LUE 605 , E 2866 E 300-302 , E 2876 LE 701 ,

911010-8

Ø 12,00

128,000 mm

175

E 2876 LE 212 ,

853141-6

58,00 x 12,00 x 142,50 x 30°

873120-6

61,11 x 49,00 x 6,90 x 30° | IN

903101-1

873919-6

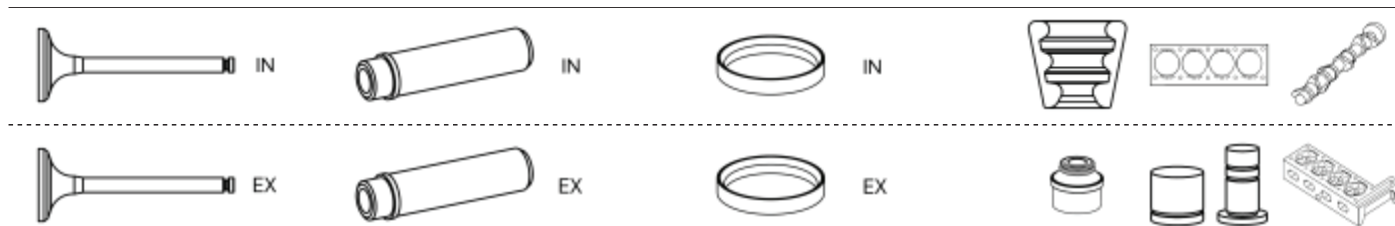
48,06 x 39,50 x 6,90 x 20° | IN

863142-6

51,00 x 12,00 x 142,50 x 30°

911010-8

Ø 12,00



<b>128,000 mm</b>	<b>176</b>
-------------------	------------

<b>E 2876 TE 302 ,</b>			
<b>853141-6</b>	<b>873120-6</b>	<b>K-12</b>	<b>903101-1</b>
58,00 x 12,00 x 142,50 x 30°	61,11 x 49,00 x 6,90 x 30°   IN		
	<b>873919-6</b>		
	48,06 x 39,50 x 6,90 x 20°   IN		

<b>863142-6</b>	51,00 x 12,00 x 142,50 x 30°
-----------------	------------------------------

<b>128,000 mm</b>	<b>177</b>
-------------------	------------

<b>G 2866 DUH 01 , G 2866 DUH 02 , G 2866 DUH 03 ,</b>			
<b>853118-6</b>	<b>873120-6</b>	<b>K-12</b>	<b>903101-1</b>
58,00 x 12,00 x 142,50 x 30°	61,11 x 49,00 x 6,90 x 30°   IN		
<b>853141-6</b>	<b>873919-6</b>		
58,00 x 12,00 x 142,50 x 30°	48,06 x 39,50 x 6,90 x 20°   IN		

<b>863112-6</b>	<b>873121-6</b>
50,87 x 12,00 x 142,50 x 45°	53,10 x 43,00 x 7,45 x 30°   EX

<b>128,000 mm</b>	<b>178</b>
-------------------	------------

<b>G 2866 DUH 04 ,</b>			
<b>853118-6</b>	<b>883130-6</b>	<b>K-12</b>	<b>903101-1</b>
58,00 x 12,00 x 142,50 x 30°	18,03 x 12,00 x 64,00   IN   EX		
<b>853141-6</b>			
58,00 x 12,00 x 142,50 x 30°			

<b>863112-6</b>	<b>883141-6</b>	<b>873121-6</b>
50,87 x 12,00 x 142,50 x 45°	18,03 x 12,00 x 56,00   EX	53,10 x 43,00 x 7,45 x 30°   EX

<b>128,000 mm</b>	<b>179</b>
-------------------	------------

<b>G 2866 DUH 05 ,</b>			
<b>853118-6</b>	<b>873120-6</b>	<b>K-12</b>	<b>903101-1</b>
58,00 x 12,00 x 142,50 x 30°	61,11 x 49,00 x 6,90 x 30°   IN		
<b>853141-6</b>	<b>873919-6</b>		
58,00 x 12,00 x 142,50 x 30°	48,06 x 39,50 x 6,90 x 20°   IN		

<b>863112-6</b>	<b>873121-6</b>
50,87 x 12,00 x 142,50 x 45°	53,10 x 43,00 x 7,45 x 30°   EX

<b>863142-6</b>	51,00 x 12,00 x 142,50 x 30°
-----------------	------------------------------

<b>128,000 mm</b>	<b>180</b>
-------------------	------------

<b>G 2866 DUM 01 , G 2866 UH , G 2866 UM ,</b>			
<b>853118-6</b>			
58,00 x 12,00 x 142,50 x 30°			
<b>853141-6</b>			
58,00 x 12,00 x 142,50 x 30°			

<b>863112-6</b>	50,87 x 12,00 x 142,50 x 45°
-----------------	------------------------------



**130,000 mm**

**181**

ADE442N ,

901002-1

911010-8

Ø 12,00







**132,000 mm**

**182**

E 3262 E 302 , E 3262 LE 202 , E 3262 LE 212 , E 3262 LE 222 , E 3262 LE 232 , E 3262 LE 242 , E 3268 LE 212 , E 3268 LE 222 , E 3268 LE 232 ,

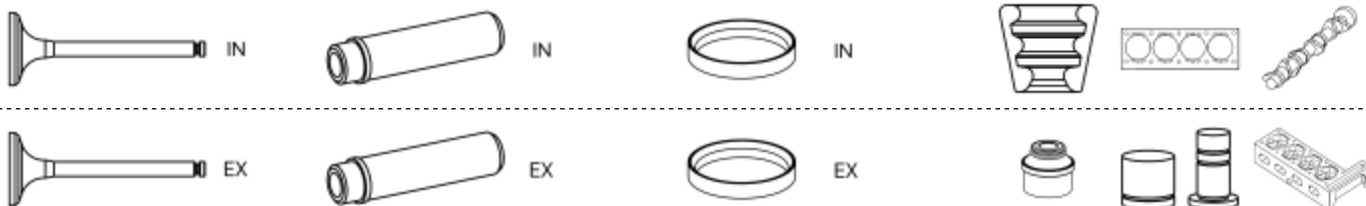
911002-8

Ø 9,00

	 ENGINE	 00000	ccm		kW		 1 POS
ALTO 0.8	F8D	09.00 - 12.06	796	B	35 kW	784	1
ALTO 1.1	F10D	09.00 - 12.06	1061	B	47 kW	784	1
ESTEEM 1.5 Di	VJZ (TUD 5)	11.98 - 12.06	1527	D	43 kW	784	4
TSO 800 0.8	F8D	03.00 - 12.06	796	B	33 kW	784	1
WAGON R 1.1	F10D	01.00 - 12.05	1061	B	50 kW	784	1
WAGON R 1.1	F10D	01.00 - 12.05	1061	B	50 kW	784	1
ZEN 1.5 D	VJZ (TUD 5)	01.93 - 12.06	1527	D	43 kW	784	4



ENGINE			ccm		kW					ENGINE			ccm		kW				
D13A	69,600	4	1248	55 kW	D	784	2			NF8Q	80,000	4	1870	46 kW	D	784	5		
F10D	68,500	4	1061	46 - 47 kW	B	784	1			TUD 5	77,000	4	1527	43 kW	D	784	3		
F8D	68,500	3	796	33 - 35 kW	B	784	1			VJZ (TUD 5)	77,000	4	1527	42 - 43 kW	D	784	4		



## 68,500 mm

1

F10D , F8D ,

**859401-6**

26,60 x 5,50 x 90,50 x 45°

**869402-6**

23,40 x 5,50 x 78,10 x 45°

## 69,600 mm

2

D13A ,

**852011-4**

21,90 x 6,00 x 109,20 x 45°

**882078-4**

10,035 x 6,00 x 43,00 | IN | EX

**882102-4**

13,57 x 8,00 x 67,90 | IN | EX

## 77,000 mm

3

TUD 5 ,

**853749-4**

37,00 x 7,00 x 108,50 x 45°

**883710-4**

13,07 x 7,00 x 40,20 | IN

**K-7**

**863750-4**

31,55 x 7,00 x 108,17 x 45°

**915001-8**

Ø 7,00

## 77,000 mm

4

VJZ (TUD 5) ,

**915001-8**

Ø 7,00

## 80,000 mm

5

NF8Q ,








**903803-1**

**903805-1**















# MARUTI SUZUKI

							
ALTO 800 / ALTO 0.8 CNG	F8D	10.12 - 02.14	796	B/G	35 kW	787	1
ALTO 800 / ALTO 0.8 CNG	F8D	10.12 - 02.14	796	B/G	30 kW	787	1
ALTO 800 / ALTO 0.8	F8D	10.12	796	B	35 kW	787	1
ALTO 0.8 CNG	F8D	01.10 - 10.12	796	B/G	35 kW	787	1
ALTO 0.8 CNG	F8D	01.10 - 10.12	796	B/G	29 kW	787	1
ALTO 0.8	F8D	01.07 - 10.12	796	B	35 kW	787	1
BALENO (MBA) 1.2 DDiS190	D13A	05.16 - 04.20	1248	D	55 kW	787	2
BALENO (MBA) 1.2 DDiS190	Z13DT	05.16 - 04.20	1248	D	55 kW	787	3
CIAZ 1.3 DDiS HYBRID	D13A	01.18 - 02.20	1248	D/E	66 kW	787	2
CIAZ 1.3 DDiS	D13A	07.14 - 11.17	1248	D	66 kW	787	2
DZIRE 1.2 DDiS	D13A	04.17 - 01.20	1248	D	55 kW	787	2
DZIRE 1.2 DDiS	Z13DT	04.17 - 01.20	1248	D	55 kW	787	3
DZIRE 1.3 DDiS	D13A	03.08 - 02.12	1248	D	56 kW	787	2
DZIRE 1.3 DDiS	Z13DT	03.08 - 02.12	1248	D	56 kW	787	3
ERTIGA (NC) 1.3 DDiS SMART HYBRID	D13A	11.18 - 01.20	1248	D/E	66 kW	787	2
ERTIGA 1.3 DDiS HYBRID	D13A	10.15 - 03.19	1248	D/E	66 kW	787	2
ERTIGA 1.3 DDiS	D13A	04.12 - 10.15	1248	D	66 kW	787	2
ESTILO 1.0	F10D	01.07 - 02.14	1061	B	47 kW	787	1
IGNIS (MIG) 1.2 DDiS	D13A	12.16 - 03.20	1248	D	55 kW	787	2
IGNIS (MIG) 1.2 DDiS	Z13DT	12.16 - 03.20	1248	D	55 kW	787	3
RITZ 1.3 DDiS	D13A	04.09 - 05.17	1248	D	55 kW	787	2
RITZ 1.3 DDiS	Z 13 DTJ	04.09 - 05.17	1248	D	55 kW	787	3
S-CROSS 1.2 DDiS HYBRID	D13A	09.17 - 04.20	1248	D/E	66 kW	787	2
S-CROSS 1.2 DDiS HYBRID	Z13DT	09.17 - 04.20	1248	D/E	66 kW	787	3
S-CROSS 1.3 DDiS	D13A	08.15 - 08.17	1248	D	66 kW	787	2
SWIFT DZIRE 1.2 DDiS	D13A	08.12 - 05.17	1248	D	55 kW	787	2
SWIFT DZIRE 1.2 DDiS	Z13DT	08.12 - 05.17	1248	D	55 kW	787	3
SWIFT 1.3 DDiS	D13A	04.07 - 06.11	1248	D	56 kW	787	2
SWIFT 1.3 DDiS	D13A	01.18 - 02.21	1248	D	55 kW	787	2
SWIFT 1.3 DDiS	D13A	07.11 - 02.18	1248	D	55 kW	787	2
SX 4 1.3 DDiS	D13A	01.11 - 11.14	1248	D	66 kW	787	2
VITARA BREZZA DDiS	D13A	02.16 - 04.20	1248	D	66 kW	787	2
WAGON R 1.0 LPG	F10D	07.06 - 01.10	1061	B/G	43 kW	787	1
WAGON R 1.1	F10D	07.06 - 01.10	1061	B	47 kW	787	1
ZEN ESTILO 1.1	F10D	01.06 - 10.08	1061	B	48 kW	787	1



			ccm	kW			1 POS				ccm	kW			1 POS
D13A	69,600	4	1248	55 - 66 kW	D	787	2	Z 13 DTJ	69,600	4	1248	55 kW	D	787	3
F10D	68,500	4	1061	37 - 50 kW	B	787	1	Z13DT	69,600	4	1248	55 - 66 kW	D	787	3
F8D	68,500	3	796	29 - 35 kW	B	787	1								



## 68,500 mm

1

F10D , F8D ,

**859401-6**

26,60 x 5,50 x 90,50 x 45°

**869402-6**

23,40 x 5,50 x 78,10 x 45°

## 69,600 mm

2

D13A ,

**852011-4**

21,90 x 6,00 x 109,20 x 45°

**882078-4**

10,035 x 6,00 x 43,00 | IN | EX

**882102-4**

13,57 x 8,00 x 67,90 | IN | EX

## 69,600 mm

3

Z 13 DTJ , Z13DT ,

**852011-4**

21,90 x 6,00 x 109,20 x 45°

**882078-4**

10,035 x 6,00 x 43,00 | IN | EX






**882102-4**

13,57 x 8,00 x 67,90 | IN | EX

**M-6**






**862012-4**

21,90 x 6,00 x 109,20 x 45°








			<b>ccm</b>		<b>kW</b>		<b>1 POS</b>
121 I (DA) 1.1 (DA101)	B1	10.87 - 10.90	1139	B	42 kW	793	2
121 I (DA) 1.3 (DA103)	B3	10.87 - 06.91	1324	B	44 kW	793	3
121 I (DA) 1.3 (DA103)	B3	04.89 - 10.90	1324	B	40 kW	793	3
121 II (DB) 1.1	B1	11.90 - 10.93	1139	B	40 kW	793	2
2 (DE_ , DH_ ) 1.4 MZR-CD	Y404	01.08 - 06.15	1399	D	50 kW	793	6
2 (DE_ , DH_ ) 1.6 MZ-CD	Y406	10.08 - 06.15	1560	D	66 kW	793	7
2 (DE_ , DH_ ) 1.6 MZ-CD	Y646	10.08 - 06.15	1560	D	66 kW	794	9
2 (DY) 1.2 (DY3W)	FUJA	02.03 - 06.07	1242	B	55 kW	793	4
2 (DY) 1.25 (DY3W)	FUJA	04.03 - 06.07	1242	B	55 kW	793	4
2 (DY) 1.4 CD	F6JA	04.03 - 06.07	1399	D	50 kW	793	5
2 (DY) 1.4 CD	F6JB	04.03 - 06.07	1399	D	50 kW	793	5
2 (DY) 1.4	FXJA	04.03 - 06.07	1388	B	59 kW	794	10
2 (DY) 1.4	FXJA	02.03 - 06.07	1388	B	59 kW	794	10
2 (DY) 1.6	FYJA	04.03 - 06.07	1596	B	74 kW	795	17
2 (DY) 1.6	FYJA	02.03 - 06.07	1596	B	74 kW	795	17
3 (BK) 1.6 DI Turbo	Y601	06.04 - 06.09	1560	D	80 kW	794	8
3 (BK) 1.6 DI Turbo	Y642	06.04 - 06.09	1560	D	80 kW	794	9
3 (BK) 1.6 MZ-CD	Y406	06.06 - 12.09	1560	D	66 kW	793	7
3 (BL) 1.6 MZ-CD (BL14)	Y601	12.08 - 05.13	1560	D	80 kW	794	8
3 (BL) 1.6 MZ-CD (BL14)	Y642	12.08 - 05.13	1560	D	80 kW	794	9
3 Stufenheck (BK) 1.6 DI Turbo (BK12Y)	Y601	06.04 - 06.09	1560	D	80 kW	794	8
3 Stufenheck (BK) 1.6 DI Turbo (BK12Y)	Y642	06.04 - 06.09	1560	D	80 kW	794	9
3 Stufenheck (BL) 1.6 MZR CD (BL12)	Y642	12.08 - 05.13	1560	D	80 kW	794	9
323 C IV (BG) 1.6 (BG6Z)	B6E	09.89 - 06.91	1597	B	62 kW	794	13
323 C IV (BG) 1.6 16V (BG6Z)	B6	03.91 - 10.94	1597	B	65 kW	794	12
323 F IV (BG) 1.6 (BG6S, BG6P)	B6E	09.89 - 06.91	1597	B	62 kW	794	13
323 F IV (BG) 1.6 16V (BG6S, BG6P)	B6	03.91 - 10.94	1597	B	65 kW	794	12
323 F IV (BG) 1.6	B6 (SOHC)	04.87 - 08.93	1597	B	77 kW	794	12
323 F IV (BG) 1.6	B6T	04.87 - 08.93	1597	B	103 kW	794	12
323 F IV (BG) 1.8 4WD (BG8R)	BPC	01.91 - 04.94	1840	B	76 kW	795	22
323 F VI (BJ) 1.4 16V (BJ3P, BJ14)	B3 ME	09.98 - 01.01	1324	B	54 kW	793	3
323 F VI (BJ) 1.6	B6 (SOHC)	09.98 - 05.04	1597	B	77 kW	794	12
323 II (BD) 1.3 (BD103)	E3	09.81 - 10.85	1296	B	44 kW	794	11
323 II (BD) 1.3 (BD103)	E3	11.80 - 10.89	1296	B	50 kW	794	11
323 II (BD) 1.5 (BD105)	E5	03.82 - 09.86	1490	B	65 kW	794	11
323 II (BD) 1.5 (BD105)	E5	03.81 - 12.85	1490	B	55 kW	794	11
323 II (BD) 1.5 (BD105)	E5	11.80 - 07.85	1490	B	59 kW	794	11
323 II (BD) 1.6 GLX	B68	06.86 - 03.87	1597	B	54 kW	794	12
323 II Hatchback (BD) 1.3 (BD103)	E3	11.80 - 10.85	1296	B	44 kW	794	11
323 II Hatchback (BD) 1.3 (BD103)	E3	11.80 - 10.89	1296	B	50 kW	794	11
323 II Hatchback (BD) 1.3	E3	08.82 - 04.85	1296	B	48 kW	794	11
323 II Hatchback (BD) 1.5 (BD105)	E5	05.81 - 10.85	1490	B	55 kW	794	11
323 II Hatchback (BD) 1.5 (BD105)	E5	11.80 - 12.83	1490	B	63 kW	794	11
323 II Hatchback (BD) 1.5 (BD105)	E5	03.82 - 12.85	1490	B	65 kW	794	11
323 II Hatchback (BD) 1.5 (BD69)	E5	08.82 - 04.85	1490	B	53 kW	794	11
323 III (BF) 1.3 (BF103)	E3	08.85 - 05.89	1296	B	44 kW	794	11
323 III (BF) 1.4 (BF103)	B3	04.87 - 07.89	1324	B	44 kW	793	3
323 III (BF) 1.5 (BF105)	B5	10.85 - 10.89	1498	B	54 kW	794	12
323 III (BF) 1.5 (BF5S)	E5	08.85 - 05.89	1490	B	55 kW	794	11
323 III (BF) 1.5 i (BF5S)	E5E3	08.85 - 05.89	1490	B	70 kW	794	11
323 III (BF) 1.6 GLX	B68	10.85 - 10.89	1597	B	54 kW	794	12
323 III (BF) 1.6 GT (BFMP)	B6 (SOHC)	10.85 - 10.89	1597	B	63 kW	794	12
323 III (BF) 1.6 GT (BFMP)	B6 (SOHC)	01.86 - 12.88	1597	B	77 kW	794	12
323 III (BF) 1.6 GT Turbo (BFMP)	B6T	10.85 - 11.91	1597	B	103 kW	794	12
323 III (BF) 1.6 Turbo	B6T	09.87 - 12.88	1597	B	98 kW	794	12
323 III Hatchback (BF) 1.3 (BF103)	E3	09.85 - 12.87	1296	B	44 kW	794	11
323 III Hatchback (BF) 1.3 (BF103)	E3	09.85 - 03.87	1296	B	50 kW	794	11
323 III Hatchback (BF) 1.4 (BF103)	B3	09.87 - 10.89	1324	B	44 kW	793	3
323 III Hatchback (BF) 1.5 (BF105)	B5	09.87 - 10.89	1498	B	54 kW	794	12
323 III Hatchback (BF) 1.5 (BF5S)	E5	08.85 - 05.89	1490	B	55 kW	794	11
323 III Hatchback (BF) 1.5 i (BF5S)	E5E3	08.85 - 05.89	1490	B	70 kW	794	11
323 III Hatchback (BF) 1.6 (BF106)	B68	10.85 - 10.89	1597	B	54 kW	794	12











323 III Hatchback (BF) 1.6 4WD (BFMR)	B6T	06.86 - 12.89	1597	B	100 kW	794	12
323 III Hatchback (BF) 1.6 GT (BF106)	B6 (SOHC)	09.87 - 10.89	1597	B	63 kW	794	12
323 III Hatchback (BF) 1.6 GT (BF106)	B6 (SOHC)	08.85 - 08.93	1597	B	77 kW	794	12
323 III Hatchback (BF) 1.6 GT Turbo (BF1)	B6T	10.85 - 08.93	1597	B	103 kW	794	12
323 III Hatchback (BF) 1.6 GT Turbo 4WD (BF2)	B6T	10.87 - 11.91	1597	B	103 kW	794	12
323 III Station Wagon (BW) 1.3 (BW103)	E3	07.86 - 04.90	1296	B	44 kW	794	11
323 III Station Wagon (BW) 1.5 (BW105)	B50	01.87 - 05.89	1498	B	54 kW	794	12
323 III Station Wagon (BW) 1.5 (BW105)	B53	01.87 - 05.89	1498	B	54 kW	794	12
323 III Station Wagon (BW) 1.5 (BW105)	B5	01.87 - 05.89	1498	B	54 kW	794	12
323 III Station Wagon (BW) 1.5 (BW105)	B5	09.89 - 09.91	1498	B	55 kW	794	12
323 III Station Wagon (BW) 1.5 (BW5W, BW105)	B50	05.86 - 05.89	1498	B	55 kW	794	12
323 III Station Wagon (BW) 1.5 (BW5W, BW105)	B53	05.86 - 05.89	1498	B	55 kW	794	12
323 III Station Wagon (BW) 1.5 (BW5W, BW105)	E5	05.86 - 05.89	1490	B	55 kW	794	11
323 III Station Wagon (BW) 1.5 LX (BW105)	E5	01.86 - 06.87	1490	B	50 kW	794	11
323 III Station Wagon (BW) 1.6 (BW106)	B6 (SOHC)	09.86 - 10.95	1597	B	63 kW	794	12
323 III Station Wagon (BW) 1.6 (BW106)	B65M	09.86 - 10.95	1597	B	63 kW	794	12
323 III Station Wagon (BW) 1.6 (BW106)	B65M	09.92 - 10.95	1597	B	63 kW	794	12
323 III Station Wagon (BW) 1.6 (BW106)	B68	09.87 - 10.89	1597	B	54 kW	794	12
323 III Station Wagon (BW) 1.6 (BW106)	B6E	09.86 - 10.95	1597	B	63 kW	794	13
323 III Station Wagon (BW) 1.6 4x4 (BWMR)	B65M	05.90 - 03.93	1597	B	63 kW	794	12
323 III Station Wagon (BW) 1.6 4x4 (BWMR)	B6E	05.90 - 03.93	1597	B	63 kW	794	13
323 S IV (BG) 1.6 (BG6S)	B6E	09.89 - 06.91	1597	B	62 kW	794	13
323 S IV (BG) 1.6 16V (BG6S)	B6	08.89 - 10.96	1597	B	65 kW	794	12
323 S V (BA) 1.7 TD AWD	4EE1-T	09.94 - 05.98	1686	D	65 kW	795	18
323 S V (BA) 1.7 TD	4EE1-T	05.94 - 09.98	1686	D	60 kW	795	18
323 S V (BA) 1.7 TD	4EE1-T	09.94 - 05.98	1686	D	65 kW	795	18
323 S VI (BJ) 1.3 16V (BJ3P)	B3 ME	09.98 - 01.01	1324	B	54 kW	793	3
616 (SNA) 1.6	NA	06.73 - 02.78	1586	B	55 kW	794	15
616 (SNA) 1.8	VB	09.71 - 12.73	1796	B	55 kW	795	16
626 I (CB) 1.6 (CB2NS)	H6	05.79 - 05.82	1586	B	55 kW	794	14
626 I (CB) 1.6 (CB2NS)	NA	05.79 - 05.82	1586	B	55 kW	794	15
626 I (CB) 1.6 (CB2NS)	N	05.79 - 05.82	1586	B	55 kW	794	14
626 I (CB) 1.6	H6	08.80 - 10.82	1586	B	60 kW	794	14
626 I (CB) 2.0 (CB2MS)	HE3	09.78 - 05.82	1970	B	66 kW	795	19
626 I (CB) 2.0 (CB2MS)	MA	09.78 - 05.82	1970	B	66 kW	795	20
626 I (CB) 2.0 (CB2MS)	M	09.78 - 05.82	1970	B	66 kW	795	19
626 I Coupe 2.0	MA	10.78 - 12.82	1970	B	66 kW	795	20
626 II (GC) 2.0 (GC1)	FE (8V)	10.86 - 01.90	1998	B	68 kW	796	24
626 II (GC) 2.0 (GC10E1)	FE (8V)	03.83 - 09.87	1998	B	74 kW	796	24
626 II (GC) 2.0 (GC10E1)	FE (8V)	05.83 - 10.87	1998	B	88 kW	796	24
626 II Coupe (GC) 2.0 (GC10E1)	FE (8V)	02.83 - 10.87	1998	B	70 kW	796	24
626 II Coupe (GC) 2.0	FE (8V)	01.86 - 10.87	1998	B	81 kW	796	24
626 II Coupe (GC) 2.0	FE (8V)	09.85 - 10.87	1998	B	88 kW	796	24
626 II Coupe (GC) 2.0	FE (8V)	11.82 - 10.87	1998	B	75 kW	796	24
626 II Hatchback (GC) 2.0 (GC10E1)	FE (8V)	03.83 - 09.87	1998	B	74 kW	796	24
626 II Hatchback (GC) 2.0 (GC10E1)	FE (8V)	01.86 - 09.87	1998	B	88 kW	796	24
626 II Hatchback (GC) 2.0 (GC10E1)	FE (8V)	01.85 - 09.87	1998	B	68 kW	796	24
626 III (GD) 1.8 (GD8P)	F8 (12V)	11.87 - 05.92	1789	B	65 kW	796	24
626 III (GD) 1.8	F8 (12V)	08.89 - 05.92	1789	B	69 kW	796	24
626 III (GD) 2.0 (GDEP)	FE (12V)	09.87 - 10.90	1998	B	66 kW	796	24
626 III (GD) 2.0 12V (GDEP)	FE (12V)	09.87 - 05.92	1998	B	79 kW	796	24
626 III (GD) 2.0	FE (12V)	08.87 - 07.89	1998	B	74 kW	796	24
626 III (GD) 2.2 12V (GD102)	F2	11.87 - 12.91	2184	B	85 kW	796	23
626 III (GD) 2.2 12V 4WD (GD102)	F2	01.90 - 05.92	2184	B	85 kW	796	23
626 III Coupe (GD) 1.8 (GD8P)	F8 (12V)	09.87 - 08.91	1789	B	65 kW	796	24
626 III Coupe (GD) 2.0 (GDEP)	FE (8V)	09.87 - 10.90	1998	B	66 kW	796	24
626 III Coupe (GD) 2.0 12V (GDEP)	FE (12V)	09.87 - 05.92	1998	B	79 kW	796	24
626 III Coupe (GD) 2.2 12V (GD102)	F2	04.88 - 12.91	2184	B	85 kW	796	23
626 III Hatchback (GD) 1.8 (GD8P)	F8 (12V)	11.87 - 05.92	1789	B	65 kW	796	24
626 III Hatchback (GD) 1.8	F8 (12V)	11.87 - 05.92	1789	B	69 kW	796	24
626 III Hatchback (GD) 2.0 (GDEP)	FE (8V)	09.87 - 10.90	1998	B	66 kW	796	24
626 III Hatchback (GD) 2.0 (GDEP)	FE4J	10.87 - 07.89	1998	B	74 kW	796	25

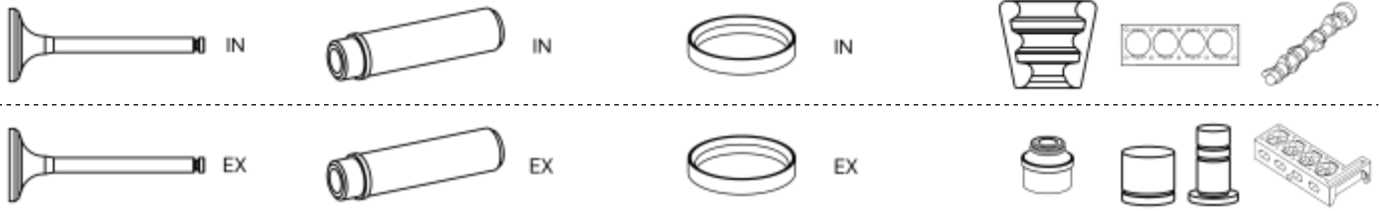
			<b>ccm</b>		<b>kw</b>		<b>1</b> POS
626 III Hatchback (GD) 2.0 (GDEP)	FE4K	10.87 - 07.89	1998	B	74 kW	796	25
626 III Hatchback (GD) 2.0 12V (GDEP)	FE (12V)	11.87 - 05.92	1998	B	79 kW	796	24
626 III Hatchback (GD) 2.2 12V (GD102)	F2	06.88 - 04.92	2184	B	85 kW	796	23
626 III Hatchback (GD) 2.2 12V 4WD	F2	11.87 - 07.90	2184	B	85 kW	796	23
626 III Station Wagon (GV) 1.8 (GV8W)	F8 (12V)	01.88 - 03.92	1789	B	65 kW	796	24
626 III Station Wagon (GV) 2.0 (GVEW)	FE (8V)	10.88 - 09.97	1998	B	66 kW	796	24
626 III Station Wagon (GV) 2.0 12V (GVEW)	FE (12V)	09.87 - 01.90	1998	B	81 kW	796	24
626 III Station Wagon (GV) 2.0 12V	FE (12V)	09.87 - 12.92	1998	B	79 kW	796	24
626 III Station Wagon (GV) 2.2 12V (GV102)	F2	06.88 - 10.98	2184	B	85 kW	796	23
626 III Station Wagon (GV) 2.2 12V 4WD (GV102)	F2L1	05.91 - 11.92	2184	B	85 kW	796	23
626 III Station Wagon (GV) 2.2 12V 4WD (GV102)	F2	05.91 - 11.92	2184	B	85 kW	796	23
626 IV (GE) 2.2	F2	08.91 - 08.98	2184	B	85 kW	796	23
818 Kombi 1.6 (SN3AV)	NA	01.77 - 10.78	1586	B	55 kW	794	15
818 Stufenheck 1.6 (SN3A)	NA	01.77 - 10.78	1586	B	55 kW	794	15
929 I (LA) 2.0 (LA4M)	MA	05.79 - 07.86	1970	B	66 kW	795	20
929 I (LA) 2.0 (LA4M)	M	05.79 - 07.86	1970	B	66 kW	795	19
929 I Kombi (LA) 2.0	MA	10.78 - 12.88	1970	B	66 kW	795	20
929 II (HB) 2.0 (HBES)	FE (8V)	03.84 - 07.87	1998	B	74 kW	796	24
929 II (HB) 2.0 (HBESH)	HEE	05.82 - 03.84	1970	B	66 kW	795	19
929 II (HB) 2.0 (HBESH)	MA	05.82 - 03.84	1970	B	66 kW	795	20
929 II (HB) 2.0 i GLX (HBES)	FE (8V)	10.84 - 07.87	1998	B	88 kW	796	24
929 II Coupe (HB) 2.0 (HBES)	FE (8V)	03.84 - 07.87	1998	B	74 kW	796	24
929 II Coupe (HB) 2.0 (HBESH)	HEE	05.82 - 03.84	1970	B	66 kW	795	19
929 II Coupe (HB) 2.0 (HBESH)	MA	05.82 - 03.84	1970	B	66 kW	795	20
929 II Kombi (HV) 2.0 (LA4V)	HEE	01.83 - 12.87	1970	B	66 kW	795	19
929 II Kombi (HV) 2.0 (LA4V)	MA	01.83 - 12.87	1970	B	66 kW	795	20
929 III (HC) 2.0 (HCEP)	FE (8V)	06.87 - 05.89	1998	B	85 kW	796	24
929 III (HC) 2.0 (HCEP)	FEFA	06.87 - 05.89	1998	B	85 kW	796	26
929 III (HC) 2.2 12V	F2-C	04.89 - 06.91	2184	B	94 kW	796	23
929 III (HC) 2.2 12V	F21	01.88 - 04.89	2184	B	85 kW	796	23
929 III (HC) 2.2 12V	F2E	01.88 - 04.89	2184	B	85 kW	796	23
929 III (HC) 2.2 12V	F2	01.88 - 04.89	2184	B	85 kW	796	23
929 III (HC) 3.0 (HCSS)	JE3	01.88 - 12.89	2954	B	125 kW	796	27
929 III (HC) 3.0 (HCSS)	JE	05.87 - 06.91	2954	B	140 kW	796	27
929 III (HC) 3.0 24V (HCSS)	JEZE	01.90 - 08.91	2954	B	140 kW	796	27
929 III (HC) 3.0 i (HCSS)	JE3	05.87 - 08.91	2954	B	123 kW	796	27
929 IV (HD) 3.0 (HDES)	JEZE	06.91 - 04.94	2954	B	147 kW	796	27
929 IV (HD) 3.0 i (HDES)	JEZE	07.91 - 03.96	2954	B	140 kW	796	27
929 IV (HD) 3.0 i 24V	JEZE	01.90 - 03.96	2954	B	142 kW	796	27
929 IV (HD) 3.0 i 24V	JEZE	09.91 - 12.93	2954	B	145 kW	796	27
929 IV (HD) 3.0 i 24V	JEZE	09.93 - 12.95	2954	B	144 kW	796	27
929 V (HE) 3.0 (HEEP)	JEZE	01.96 - 01.98	2954	B	138 kW	796	27
929 V (HE) 3.0 (HEEP)	JEZE	06.94 - 10.99	2954	B	151 kW	796	27
AZ WAGON (CY_ CZ_) 0.7 (CY21S)	F6A	01.94 - 09.98	657	B	40 kW	793	1
AZ WAGON (CY_ CZ_) 0.7 4WD (CZ21S)	F6A	01.94 - 07.98	657	B	40 kW	793	1
AZ1 0.7 (PG6SA)	F6A	10.92 - 11.94	657	B	47 kW	793	1
B Pick-up 1.6 (BNA61)	NA	07.71 - 12.77	1586	B	70 kW	794	15
B-SERIE (PE) 1.6	NA	02.77 - 09.78	1586	B	55 kW	794	15
B-SERIE (PE) 1.8 (PE2N)	VC	02.77 - 01.82	1769	B	60 kW	795	21
B-SERIE (UF) 2.0	FE (8V)	01.85 - 12.91	1998	B	62 kW	796	24
B-SERIE (UF) 2.0	FE (8V)	01.85 - 03.96	1998	B	65 kW	796	24
B-SERIE (UF) 2.5 D 4WD (UFY0)	WL-T	10.93 - 04.99	2499	D	64 kW	796	30
B-SERIE (UF) 2.5 TD (UFY0)	WL-T	04.94 - 02.99	2499	D	64 kW	796	30
B-SERIE (UF) 2.6 (UFY0)	G6	12.89 - 07.91	2606	B	91 kW	796	28
B-SERIE (UF) 2.6 12V 4WD (UFY0)	G6MPV	09.88 - 06.99	2606	B	90 kW	796	28
B-SERIE (UF) 2.6 12V	G6	09.88 - 07.98	2606	B	90 kW	796	28
B-SERIE (UF) 2.6 4WD (UFY0)	G6	11.89 - 10.91	2606	B	89 kW	796	28
B-SERIE (UF) 2.6 i (UFY0)	G6	09.89 - 02.99	2606	B	92 kW	796	28
B-SERIE (UF) 2.6 i 4WD (UFY0)	G6	09.89 - 05.99	2606	B	92 kW	796	28
B-SERIE (UN) 2.5 TD	WL-T	02.99 - 10.06	2499	D	86 kW	796	30
B-SERIE Pritsche/Fahrgestell (UF) 2.0	FE (8V)	05.85 - 07.88	1998	B	62 kW	796	24
B-SERIE Pritsche/Fahrgestell (UF) 2.5 TD	WL-T	05.96 - 02.99	2499	D	64 kW	796	30



							
B-SERIE Pritsche/Fahrgestell (UF) 2.6 i 4x4	G6	12.90 - 02.99	2606	B	92 kW	796	28
B-SERIE Pritsche/Fahrgestell (UF) 2.6 i	G6	11.91 - 02.99	2606	B	92 kW	796	28
B-SERIE Pritsche/Fahrgestell (UF) 2.6 i	G6	11.89 - 07.91	2606	B	89 kW	796	28
B-SERIE Pritsche/Fahrgestell (UN) 2.5 TD	WL-T	02.99 - 03.05	2499	D	86 kW	796	30
B-SERIE Pritsche/Fahrgestell (UN) 2.6 i (UNY0)	G6	02.99 - 11.06	2606	B	90 kW	796	28
B-SERIE Pritsche/Fahrgestell (UN) 2.6 i (UNY0)	G6	02.99 - 11.06	2606	B	92 kW	796	28
CAPELLA Coupe 1.6 (SNA)	NA	05.70 - 12.78	1586	B	77 kW	794	15
CAPELLA Stufenheck 1.6 (SNA)	NA	05.70 - 12.78	1586	B	77 kW	794	15
CAROL (AC6_) 0.7 (AC6P)	F6A	10.89 - 10.98	657	B	38 kW	793	1
CAROL (HB12_, HB22_, HB23_) 0.7 (HB12S)	F6A	11.98 - 03.04	657	B	34 kW	793	1
DEMIO (DW) 1.3 16V (DW3W, DW19)	B3 ME	08.98 - 07.03	1324	B	46 kW	793	3
DEMIO (DW) 1.3 i 16V (DW3W)	B3 ME	01.96 - 10.02	1324	B	61 kW	793	3
E Bus (SG) 2.0 i (SGE3, SGEW)	FE (12V)	02.99 - 10.01	1998	B	74 kW	796	24
E Bus (SG) 2.0 i 12V (SGE3, SGEW)	FE (12V)	11.97 - 02.99	1998	B	74 kW	796	24
E Bus (SG) 2.0 i	FE (8V)	06.95 - 09.99	1998	B	78 kW	796	24
E Bus (SG) 2.5 TD (SGL35, SGLW)	WL-T	09.99 - 10.01	2499	D	92 kW	796	30
E Bus (SG) 2.5 TD (SGLW, SGL35)	WL-T	06.95 - 09.99	2499	D	92 kW	796	30
E Bus (SG) 2.5 TD 4x4 (SGL5, SGLR)	WL-T	09.99 - 10.01	2499	D	92 kW	796	30
E Bus (SG) 2.5 TD 4x4 (SGL5, SGLR)	WL-T	06.95 - 09.99	2499	D	92 kW	796	30
E Bus (SR1) E2000 4WD	FE (8V)	10.88 - 09.89	1998	B	60 kW	796	24
E Bus (SR1) E2000	FE (8V)	11.84 - 05.94	1998	B	63 kW	796	24
E Bus (SR1) E2000	FE (8V)	10.89 - 05.94	1998	B	60 kW	796	24
E Kasten (SG) E2000	FE (8V)	04.04 - 07.06	1998	B	71 kW	796	24
E Kasten (SR2) E1400	E5	07.84 - 03.88	1490	B	47 kW	794	11
E Kasten (SR2) E1800	F8 (12V)	02.84 - 01.88	1789	B	58 kW	796	24
E Kasten (SR2) E2000	FE (8V)	03.91 - 12.03	1998	B	60 kW	796	24
E Kasten (SR2) E2000	FE (8V)	06.94 - 05.03	1998	B	70 kW	796	24
E Kasten (SR2) E2000	FE (8V)	01.84 - 12.90	1998	B	65 kW	796	24
E Kasten E1600 (BA2N)	NA	04.78 - 06.84	1586	B	51 kW	794	15
E Pritsche/Fahrgestell (SD1) E2500 TD	WL-T	08.97 - 07.99	2499	D	61 kW	796	30
E Pritsche/Fahrgestell (SD1, SL) E2000	FE (12V)	09.99 - 02.06	1998	B	71 kW	796	24
LAPUTA 0.7	F6A	10.01 - 08.06	657	B	44 kW	793	1
MPV I (LV) 2.5 TD (LVLW)	WL-T	05.96 - 09.99	2499	D	85 kW	796	30
MPV I (LV) 2.6 4WD	G6	09.88 - 12.94	2606	B	90 kW	796	28
MPV I (LV) 2.6	G6	09.88 - 12.94	2606	B	90 kW	796	28
MPV I (LV) 3.0 4WD	JE94	09.88 - 12.91	2954	B	112 kW	796	27
MPV I (LV) 3.0 i V6 (LV10, LV12, LV521, LV321)	JE94	11.88 - 05.99	2954	B	113 kW	796	27
MPV I (LV) 3.0 i V6 (LVEV)	JE94	11.89 - 09.99	2954	B	109 kW	796	27
MPV I (LV) 3.0	JE94	09.88 - 12.91	2954	B	112 kW	796	27
MPV I (LV) 3.0	JE94	09.88 - 07.99	2954	B	116 kW	796	27
MPV Kasten 2.6	G6	09.88 - 12.92	2606	B	90 kW	796	28
MX-5 II (NB) 1.8 (NB8C)	BPD	01.98 - 07.02	1840	B	103 kW	795	22
MX-5 II (NB) 1.8 16V (NB8C)	BPD	11.00 - 10.05	1840	B	107 kW	795	22
MX-5 II (NB) 1.8 16V (NB8C)	BPD	11.00 - 10.05	1840	B	102 kW	795	22
MX-5 II (NB) 1.8	BPD	01.98 - 12.00	1840	B	104 kW	795	22
PARKWAY Bus T3500	SL	10.84 - 12.89	3455	D	66 kW	797	31
PARKWAY Bus T3500	SL	01.89 - 04.97	3455	D	66 kW	797	31
RUSTLER 1.6	B65M	09.93 - 10.04	1597	B	63 kW	794	12
SCRUM Van (DG6_V) 0.7 (DG62W)	F6A	07.03 - 02.15	657	B	47 kW	793	1
TITAN DASH 1.0 t - 1.5 t 2.0 (TCSYE6T)	FE (12V)	07.02 - 08.10	1998	B	74 kW	796	24
TITAN Pritsche/Fahrgestell T3500	SL	08.84 - 12.89	3455	D	66 kW	797	31
TITAN Pritsche/Fahrgestell T3500	SL	11.89 - 12.96	3455	D	66 kW	797	31
TITAN Pritsche/Fahrgestell T4100	ZB	01.80 - 12.89	4052	D	76 kW	796	29

ENGINE			ccm	kW			1 POS	ENGINE			ccm	kW			1 POS
4EE1-T	79,000	4	1686	60 - 65 kW	D	795	18	FE4J	86,000	4	1998	74 kW	B	796	25
B1	68,000	4	1139	38 - 42 kW	B	793	2	FE4K	86,000	4	1998	74 kW	B	796	25
B3 ME	71,000	4	1324	46 - 61 kW	B	793	3	FEFA	86,000	4	1998	85 kW	B	796	26
B3	71,000	4	1324	40 - 44 kW	B	793	3	FUJA	71,900	4	1242	55 kW	B	793	4
B50	78,000	4	1498	54 - 55 kW	B	794	12	FXJA	76,000	4	1388	59 - 62 kW	B	794	10
B53	78,000	4	1498	54 - 55 kW	B	794	12	FYJA	79,000	4	1596	74 kW	B	795	17
B5	78,000	4	1498	54 - 67 kW	B	794	12	G6MPV	92,000	4	2606	90 kW	B	796	28
B6 (SOHC)	78,000	4	1597	63 - 77 kW	B	794	12	G6	92,000	4	2606	89 - 92 kW	B	796	28
B65M	78,000	4	1597	63 - 66 kW	B	794	12	H6	78,000	4	1586	55 - 60 kW	B	794	14
B68	78,000	4	1597	54 kW	B	794	12	HE3	80,000	4	1970	66 kW	B	795	19
B6E	78,000	4	1597	62 - 63 kW	B	794	13	HEE	80,000	4	1970	66 kW	B	795	19
B6T	78,000	4	1597	98 - 103 kW	B	794	12	JE3	90,000	6	2954	123 - 125 kW	B	796	27
B6	78,000	4	1597	64 - 66 kW	B	794	12	JE94	90,000	6	2954	109 - 116 kW	B	796	27
BPC	83,000	4	1840	76 - 78 kW	B	795	22	JEZE	90,000	6	2954	138 - 151 kW	B	796	27
BPD	83,000	4	1840	102 - 107 kW	B	795	22	JE	90,000	6	2954	140 kW	B	796	27
E3	77,000	4	1296	44 - 55 kW	B	794	11	MA	80,000	4	1970	66 kW	B	795	20
E5E3	77,000	4	1490	70 kW	B	794	11	M	80,000	4	1970	66 kW	B	795	19
E5	77,000	4	1490	47 - 65 kW	B	794	11	NA	78,000	4	1586	51 - 77 kW	B	794	15
F2-C	86,000	4	2184	94 kW	B	796	23	N	78,000	4	1586	55 kW	B	794	14
F21	86,000	4	2184	85 kW	B	796	23	SL	100,000	4	3455	66 - 77 kW	D	797	31
F2E	86,000	4	2184	85 kW	B	796	23	VB	78,000	4	1796	73 - 77 kW	B	795	16
F2L1	86,000	4	2184	85 kW	B	796	23	VC	80,000	4	1769	60 - 74 kW	B	795	21
F2	86,000	4	2184	85 kW	B	796	23	WL-T	93,000	4	2499	61 - 92 kW	D	796	30
F6A	65,000	3	657	34 - 47 kW	B	793	1	Y404	73,700	4	1399	50 kW	D	793	6
F6JA	73,700	4	1399	50 kW	D	793	5	Y406	75,000	4	1560	66 - 80 kW	D	793	7
F6JB	73,700	4	1399	50 kW	D	793	5	Y601	75,000	4	1560	80 - 81 kW	D	794	8
F8 (12V)	86,000	4	1789	58 - 69 kW	B	796	24	Y642	75,000	4	1560	80 kW	D	794	9
F8 (8V)	86,000	4	1789	62 - 67 kW	B	796	23	Y646	75,000	4	1560	66 kW	D	794	9
FE (12V)	86,000	4	1998	66 - 81 kW	B	796	24	ZB	92,000	6	4052	76 - 85 kW	D	796	29
FE (8V)	86,000	4	1998	60 - 88 kW	B	796	24								





**65,000 mm**

**1**

F6A ,

**862166-4**

34,10 x 8,00 x 133,40 x 45°

**68,000 mm**

**2**

B1 ,

**972401-8**

Hydro

**71,000 mm**

**3**

B3 ME , B3 ,

**972401-8**

Hydro

**71,900 mm**

**4**

FUJA ,

**M-6**

**73,700 mm**

**5**

F6JA , F6JB ,

**851135-4**

32,80 x 5,50 x 97,30 x 45°

**883713-4**

9,55 x 5,50 x 34,00 | IN | EX

**861136-4**

30,10 x 5,50 x 97,30 x 45°

**973506-8**

Hydro

**973801-8**

Hydro

**975013-8**

Hydro

**73,700 mm**

**6**

Y404 ,

**973801-8**

Hydro

**75,000 mm**

**7**

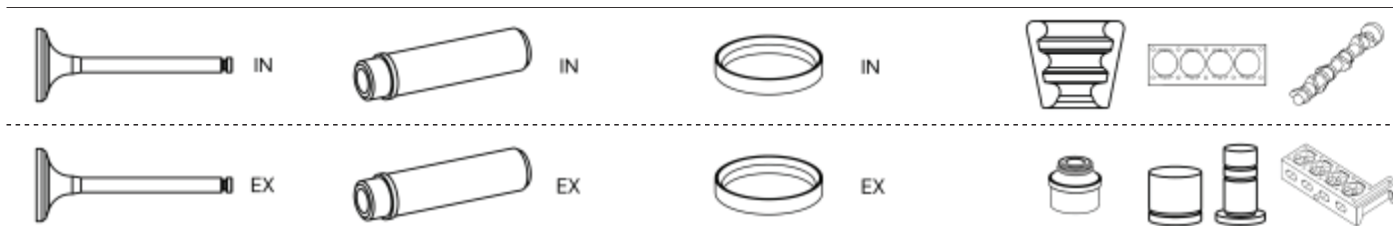
Y406 ,

**973701-8**

Hydro

**973801-8**

Hydro



<b>75,000 mm</b>	<b>8</b>
------------------	----------

Y601 ,  
**851107-4**      **883713-4**  
 25,60 x 5,50 x 96,45 x 45°      9,55 x 5,50 x 34,00 | IN | EX

<b>75,000 mm</b>	<b>9</b>
------------------	----------

Y642 , Y646 ,  
**973701-8**  
 Hydro

<b>76,000 mm</b>	<b>10</b>
------------------	-----------

FXJA ,  
**M-6**

**862190-4**  
 24,10 x 6,00 x 101,60 x 45°

<b>77,000 mm</b>	<b>11</b>
------------------	-----------

E3 , E5E3 , E5 ,  
**972401-8**  
 Hydro

<b>78,000 mm</b>	<b>12</b>
------------------	-----------

B50 , B53 , B5 , B6 (SOHC) , B65M , B68 , B6T , B6 ,  
**972401-8**  
 Hydro

<b>78,000 mm</b>	<b>13</b>
------------------	-----------

B6E ,  
**K-8**

**972401-8**  
 Hydro

<b>78,000 mm</b>	<b>14</b>
------------------	-----------

H6 , N ,  
**868504-4**  
 33,00 x 8,00 x 107,00 x 45°

<b>78,000 mm</b>	<b>15</b>
------------------	-----------

NA ,  
**858503-4**  
 42,00 x 8,00 x 108,60 x 45°  
**868504-4**  
 33,00 x 8,00 x 107,00 x 45°



## 78,000 mm

16

VB,

858503-4

42,00 x 8,00 x 108,60 x 45°

## 79,000 mm

17

FYJA,

852183-4

30,10 x 6,00 x 96,90 x 45°

852189-4

30,00 x 6,00 x 99,10 x 45°

862184-4

24,30 x 6,00 x 99,70 x 45°

862188-4

24,50 x 6,00 x 96,70 x 45°

862190-4

24,10 x 6,00 x 101,60 x 45°

M-6

## 79,000 mm

18

4EE1-T,

853571-4

34,50 x 7,00 x 104,10 x 45°

## 80,000 mm

19

HE3, HEE, M,

868504-4

33,00 x 8,00 x 107,00 x 45°

## 80,000 mm

20

MA,

858503-4

42,00 x 8,00 x 108,60 x 45°

868504-4

33,00 x 8,00 x 107,00 x 45°

## 80,000 mm

21

VC,

858503-4

42,00 x 8,00 x 108,60 x 45°

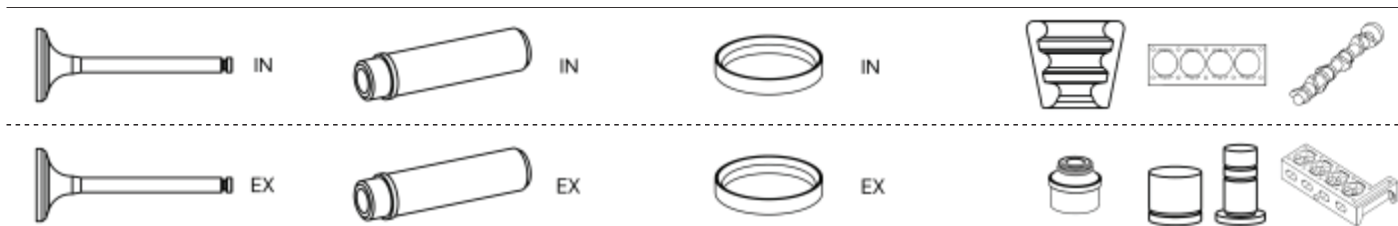
## 83,000 mm

22

BPC, BPD,

860244-4

31,60 x 7,00 x 89,00 x 45°



<b>86,000 mm</b>	<b>23</b>
------------------	-----------

F2-C , F21 , F2E , F2L1 , F2 , F8 (8V) ,

**972401-8**  
Hydro

<b>86,000 mm</b>	<b>24</b>
------------------	-----------

F8 (12V) , FE (12V) , FE (8V) ,

**858501-4**

44,00 x 8,00 x 111,90 x 45°

**972401-8**  
Hydro

<b>86,000 mm</b>	<b>25</b>
------------------	-----------

FE4J , FE4K ,

**868502-4**

36,00 x 8,00 x 111,70 x 45°

<b>86,000 mm</b>	<b>26</b>
------------------	-----------

FEFA ,

**858501-4**

44,00 x 8,00 x 111,90 x 45°

<b>90,000 mm</b>	<b>27</b>
------------------	-----------

JE3 , JE94 , JEZE , JE ,

**972401-8**  
Hydro

<b>92,000 mm</b>	<b>28</b>
------------------	-----------

G6MPV , G6 ,

**972401-8**  
Hydro

<b>92,000 mm</b>	<b>29</b>
------------------	-----------

ZB ,

**880223-4**  
12,07 x 8,00 x 42,50 | IN | EX

<b>93,000 mm</b>	<b>30</b>
------------------	-----------

WL-T ,

**852127-4**

32,70 x 7,00 x 111,90 x 45°

**862128-4**

35,60 x 7,00 x 111,80 x 45°



IN



IN



IN



EX



EX



EX








**100,000 km**

**31**

SL,

**880223-4**

12,07 x 8,00 x 42,50 | IN | EX

			<b>ccm</b>		<b>kW</b>		<b>1 POS</b>
/8 (W114) 230.6 (114.015)	M 180.954	01.68 - 11.76	2292	B	88 kW	881	20
/8 (W114) 250 (114.010)	M 114.920	01.68 - 08.72	2496	B	85 kW	881	20
/8 (W114) 250 2.8 (114.011)	M 130.923	06.72 - 11.76	2778	B	96 kW	887	52
/8 (W114) 250	M 114.920	07.68 - 08.72	2496	B	96 kW	881	20
/8 (W114) 280 (114.060)	M 110.921	06.72 - 11.76	2746	B	118 kW	886	47
/8 (W114) 280 E (114.062)	M 110.981	06.72 - 11.76	2746	B	136 kW	886	47
/8 (W115) 200 (115.015)	M 115.923	01.68 - 01.77	1988	B	63 kW	887	53
/8 (W115) 200 (115.015)	M 115.926	01.68 - 01.77	1988	B	63 kW	887	53
/8 (W115) 200 D (115.115)	OM 615.913	01.68 - 01.77	1988	D	40 kW	891	69
/8 (W115) 200	M 115.923	01.68 - 01.77	1988	B	70 kW	887	53
/8 (W115) 200	M 115.926	01.68 - 01.77	1988	B	70 kW	887	53
/8 (W115) 220 (115.010)	M 115.920	01.68 - 07.73	2197	B	77 kW	887	53
/8 (W115) 220 (115.010)	M 115.924	01.68 - 07.73	2197	B	66 kW	887	53
/8 (W115) 220 D (115.110)	OM 615.912	01.68 - 01.77	2197	D	44 kW	891	69
/8 (W115) 230.4 (115.017)	M 115.951	08.73 - 12.76	2307	B	81 kW	904	137
/8 (W115) 240 D (115.117)	OM 616.916	08.73 - 01.77	2404	D	48 kW	902	124
/8 (W115) 240 D 3.0 (115.114)	OM 617.910	08.74 - 11.76	3005	D	59 kW	902	126
/8 Coupe (W114) 250 C (114.021)	M 114.920	04.69 - 06.72	2496	B	96 kW	881	20
/8 Coupe (W114) 250 C 2.8 (114.023)	M 130.923	06.72 - 11.76	2778	B	96 kW	887	52
/8 Coupe (W114) 250 CE (114.022)	M 114.980	04.69 - 04.72	2496	B	110 kW	881	20
/8 Coupe (W114) 280 C (114.073)	M 110.921	06.72 - 02.77	2746	B	118 kW	886	47
/8 Coupe (W114) 280 CE (114.072)	M 110.981	06.72 - 01.77	2746	B	136 kW	886	47
123 Coupe (C123) 230 C (123.043)	M 115.954	05.77 - 04.80	2307	B	80 kW	904	137
123 Coupe (C123) 230 CE (123.243)	M 102.980	04.80 - 12.85	2299	B	100 kW	904	139
123 Coupe (C123) 280 C (123.050)	M 110.923	03.77 - 03.80	2746	B	115 kW	886	47
123 Coupe (C123) 280 CE	M 110.988	09.77 - 08.79	2746	B	130 kW	886	48
123 Coupe (C123) 280 CE	M 110.988	03.77 - 11.85	2746	B	136 kW	886	48
123 Coupe (C123) 280 C	M 110.984	03.77 - 12.80	2746	B	105 kW	886	47
123 Coupe (C123) 300 C Turbo-D (123.153)	OM 617.952	09.81 - 12.85	2998	D	92 kW	901	122
123 Coupe (C123) 300 D (123.153)	OM 617.912	03.77 - 12.81	3005	D	59 kW	902	126
124 Cabriolet (A124) 300 CE-24 (124.061)	M 104.980	04.92 - 06.93	2960	B	162 kW	894	89
124 Cabriolet (A124) 300 CE-24 (124.061)	M 104.980	04.92 - 06.93	2960	B	170 kW	894	89
124 Cabriolet (A124) 320 CE (124.066)	M 104.992	10.92 - 05.93	3199	B	162 kW	900	112
124 Coupe (C124) 200 CE (124.040)	M 111.940	07.92 - 07.93	1998	B	100 kW	900	112
124 Coupe (C124) 200 CE (124.041)	M 102.963	03.90 - 12.92	1996	B	87 kW	895	91
124 Coupe (C124) 200 CE (124.041)	M 102.963	03.90 - 12.92	1996	B	90 kW	895	91
124 Coupe (C124) 220 CE (124.042)	M 111.960	10.92 - 06.93	2199	B	110 kW	900	112
124 Coupe (C124) 230 CE (124.043)	M 102.982	03.87 - 12.92	2299	B	100 kW	905	140
124 Coupe (C124) 230 CE (124.043)	M 102.982	03.87 - 12.92	2299	B	97 kW	905	140
124 Coupe (C124) 230 CE Cat (124.043)	M 102.982	06.89 - 12.92	2299	B	97 kW	905	140
124 Coupe (C124) 300 CE (124.050)	M 103.983	03.87 - 05.93	2960	B	132 kW	894	88
124 Coupe (C124) 300 CE-24 (124.051)	M 104.980	09.89 - 02.93	2960	B	162 kW	894	89
124 Coupe (C124) 300 CE-24 (124.051)	M 104.980	09.89 - 06.93	2960	B	170 kW	894	89
124 Coupe (C124) 300 CE	M 103.983	03.87 - 01.90	2960	B	138 kW	894	88
124 Coupe (C124) 320 CE (124.052)	M 104.992	10.92 - 05.93	3199	B	162 kW	900	112
170 (W136) 170 D (136.110)	OM 636.915	05.49 - 05.50	1697	D	29 kW	879	6
170 (W136) 170 S-D (136.181, 136.182)	OM 636.931	07.53 - 02.58	1767	D	29 kW	879	7
A-CLASS (W168) A 140 (168.031, 168.131)	M 166.940	07.97 - 08.04	1397	B	60 kW	880	11
A-CLASS (W168) A 140 (168.031, 168.131)	M 166.960	01.01 - 08.04	1598	B	60 kW	880	11
A-CLASS (W168) A 160 (168.033, 168.133)	M 166.960	07.97 - 08.05	1598	B	75 kW	880	11
A-CLASS (W168) A 160 CDI (168.006)	OM 668.940	02.01 - 08.04	1689	D	55 kW	881	15
A-CLASS (W168) A 160 CDI (168.007)	OM 668.941	07.98 - 02.01	1689	D	44 kW	881	15
A-CLASS (W168) A 170 CDI (168.008)	OM 668.940	07.98 - 02.01	1689	D	66 kW	881	15
A-CLASS (W168) A 170 CDI (168.009, 168.109)	OM 668.942	02.01 - 08.04	1689	D	70 kW	881	15
A-CLASS (W168) A 190 (168.032, 168.132)	M 166.990	02.99 - 08.05	1898	B	92 kW	886	45
A-CLASS (W168) A 210 (168.035, 168.135)	M 166.995	12.01 - 08.04	2084	B	103 kW	886	45
A-CLASS (W168) A 38 AMG Twin Engine (168.032)	M 166.990	04.99 - 02.01	1898	B	184 kW	886	45
A-CLASS (W169) A 150 (169.031, 169.331)	M 266.920	09.04 - 06.12	1498	B	70 kW	884	33
A-CLASS (W169) A 160 (169.031, 169.331)	M 266.920	04.09 - 06.12	1498	B	70 kW	884	33
A-CLASS (W169) A 160 CDI (169.006, 169.306)	OM 640.942	09.04 - 06.12	1991	D	60 kW	884	36
A-CLASS (W169) A 170 (169.032, 169.332)	M 266.940	09.04 - 06.12	1699	B	85 kW	884	33
A-CLASS (W169) A 180 (169.032, 169.332)	M 266.940	04.09 - 06.12	1699	B	85 kW	884	33








# MERCEDES-BENZ

A-CLASS (W169) A 180 CDI (169.007, 169.307)	OM 640.940	09.04 - 06.12	1991	D	80 kW	884	36
A-CLASS (W169) A 200 (169.033, 169.333)	M 266.960	04.04 - 06.12	2034	B	100 kW	884	33
A-CLASS (W169) A 200 CDI (169.008, 169.308)	OM 640.941	09.04 - 06.12	1991	D	103 kW	884	36
A-CLASS (W169) A 200 CDI (169.308, 169.008)	OM 640.941	09.04 - 06.12	1991	D	100 kW	884	36
A-CLASS (W169) A 200 TURBO (169.034, 169.334)	M 266.980	09.05 - 06.12	2034	B	142 kW	884	33
A-CLASS (W176) A 160 (176.041)	M 270.910	07.15 - 05.18	1595	B	75 kW	883	32
A-CLASS (W176) A 160 CDI / d (176.011)	OM 607.951 (K9K)	06.13 - 05.18	1461	D	66 kW	880	8
A-CLASS (W176) A 180 (176.042)	M 270.910	09.12 - 05.18	1595	B	90 kW	883	32
A-CLASS (W176) A 180 CDI (176.000)	OM 651.901	06.12 - 10.14	1796	D	80 kW	885	39
A-CLASS (W176) A 180 CDI (176.007)	OM 651.930	06.13 - 10.14	2143	D	80 kW	885	41
A-CLASS (W176) A 180 CDI / d (176.012)	OM 607.951 (K9K)	06.12 - 05.18	1461	D	80 kW	880	8
A-CLASS (W176) A 200 (176.043)	M 270.910	06.12 - 05.18	1595	B	115 kW	883	32
A-CLASS (W176) A 200 CDI (176.001)	OM 651.901	06.12 - 10.14	1796	D	100 kW	885	39
A-CLASS (W176) A 200 CDI / d (176.008)	OM 651.930	02.14 - 05.18	2143	D	100 kW	885	41
A-CLASS (W176) A 200 CDI / d 4-matic (176.002)	OM 651.930	02.14 - 05.18	2143	D	100 kW	885	41
A-CLASS (W176) A 200 Flex (176.043)	M 270.910	06.15 - 05.18	1595	B/E	115 kW	883	32
A-CLASS (W176) A 220 4-matic (176.047)	M 270.920	05.14 - 05.18	1991	B	135 kW	883	32
A-CLASS (W176) A 220 CDI (176.003)	OM 651.930	09.12 - 05.18	2143	D	125 kW	885	41
A-CLASS (W176) A 220 CDI (176.003)	OM 651.930	01.14 - 05.18	2143	D	120 kW	885	41
A-CLASS (W176) A 220 CDI 4-matic (176.005)	OM 651.930	02.14 - 05.18	2143	D	125 kW	885	41
A-CLASS (W176) A 220 d (176.003)	OM 651.930	07.15 - 05.18	2143	D	130 kW	885	41
A-CLASS (W176) A 220 d 4-matic (176.005)	OM 651.930	07.15 - 05.18	2143	D	130 kW	885	41
A-CLASS (W176) A 250 (176.044)	M 270.920	06.12 - 05.18	1991	B	155 kW	883	32
A-CLASS (W176) A 250 (176.050)	M 270.920	07.15 - 05.18	1991	B	160 kW	883	32
A-CLASS (W176) A 250 4-matic (176.046)	M 270.920	06.13 - 05.18	1991	B	155 kW	883	32
A-CLASS (W176) A 250 4-matic (176.051)	M 270.920	07.15 - 05.18	1991	B	160 kW	883	32
A-CLASS (W176) A 45 AMG 4-matic (176.052)	M 133.980	06.13 - 05.18	1991	B	265 kW	883	31
A-CLASS (W176) AMG A 45 4-matic (176.052)	M 133.980	07.15 - 05.18	1991	B	280 kW	883	31
A-CLASS (W177) A 160 d (177.002)	OM 608.915 (K9K)	05.19	1461	D	70 kW	880	9
A-CLASS (W177) A 180 d (177.003)	OM 608.915 (K9K)	03.18	1461	D	85 kW	880	9
A-CLASS (W177) A 180 d (177.010)	OM 654.920	10.20	1950	D	85 kW	883	28
A-CLASS (W177) A 200 d (177.012)	OM 654.920	11.18	1950	D	110 kW	883	28
A-CLASS (W177) A 200 d 4-matic (177.013)	OM 654.920	10.19	1950	D	110 kW	883	28
A-CLASS (W177) A 220 (177.044)	M 260.920	07.18	1991	B	140 kW	883	32
A-CLASS (W177) A 220 4-matic (177.045)	M 260.920	07.18 - 06.21	1991	B	140 kW	883	32
A-CLASS (W177) A 220 d (177.014)	OM 654.920	11.18	1950	D	140 kW	883	28
A-CLASS (W177) A 220 d 4-matic (177.015)	OM 654.920	10.19	1950	D	140 kW	883	28
A-CLASS (W177) A 250 (177.046)	M 260.920	03.18	1991	B	165 kW	883	32
A-CLASS (W177) A 250 4-matic (177.047)	M 260.920	07.18	1991	B	165 kW	883	32
A-CLASS (W177) AMG A 35 4-matic (177.051)	M 260.920	09.18	1991	B	225 kW	883	32
A-CLASS (W177) AMG A 45 4-matic+ (177.053)	M 139.980	07.19	1991	B	285 kW	883	31
A-CLASS (W177) AMG A 45 S 4-matic+ (177.054)	M 139.980	07.19	1991	B	310 kW	883	31
A-CLASS Stufenheck (V177) A 160 d (177.102)	OM 608.915 (K9K)	10.19	1461	D	70 kW	880	9
A-CLASS Stufenheck (V177) A 180 d (177.103)	OM 608.915 (K9K)	09.18	1461	D	85 kW	880	9
A-CLASS Stufenheck (V177) A 180 d (177.110)	OM 654.920	10.20	1950	D	85 kW	883	28
A-CLASS Stufenheck (V177) A 200 d (177.112)	OM 654.920	08.19	1950	D	110 kW	883	28
A-CLASS Stufenheck (V177) A 200 d 4-matic (177.113)	OM 654.920	10.19	1950	D	110 kW	883	28
A-CLASS Stufenheck (V177) A 220 (177.144)	M 260.920	01.19	1991	B	140 kW	883	32
A-CLASS Stufenheck (V177) A 220 4-matic (177.145)	M 260.920	09.18	1991	B	140 kW	883	32
A-CLASS Stufenheck (V177) A 220 d (177.114)	OM 654.920	08.19	1950	D	140 kW	883	28
A-CLASS Stufenheck (V177) A 220 d 4-matic (177.115)	OM 654.920	10.19	1950	D	140 kW	883	28
A-CLASS Stufenheck (V177) A 250 (177.146)	M 260.920	09.18	1991	B	165 kW	883	32
A-CLASS Stufenheck (V177) A 250 4-matic (177.147)	M 260.920	09.18	1991	B	165 kW	883	32
A-CLASS Stufenheck (V177) AMG A 35 4-matic (177.151)	M 260.920	03.19	1991	B	225 kW	883	32
AMG GT (C190) GT (190.377)	M 178.980	08.15	3982	B	340 kW	883	31
AMG GT (C190) GT (190.377)	M 178.980	01.17	3982	B	350 kW	883	31
AMG GT (C190) GT (190.382)	M 176.980	07.20	3982	B	390 kW	883	31
AMG GT (C190) GT (190.382)	M 178.980	07.20	3982	B	390 kW	883	31
AMG GT (C190) GT Black Series (190.381)	M 178.980	10.20	3982	B	537 kW	883	31
AMG GT (C190) GT C (190.380)	M 178.980	03.17	3982	B	410 kW	883	31
AMG GT (C190) GT R (190.379)	M 178.980	11.16	3982	B	430 kW	883	31
AMG GT (C190) GT S (190.378)	M 178.980	10.14	3982	B	375 kW	883	31

# MERCEDES-BENZ



			<b>ccm</b>		<b>kw</b>		<b>1 POS</b>
AMG GT (C190) GT S (190.378)	M 178.980	01.17	3982	B	384 kW	883	31
AMG GT (X290) 43 EQ Boost (290.658)	M 256.930	10.18	2999	E	270 kW	883	31
AMG GT (X290) 43 EQ Boost 4-matic+ (290.659)	M 256.930	09.18	2999	E	270 kW	883	31
AMG GT (X290) 53 EQ Boost 4-matic+ (290.661)	M 256.930	09.18	2999	E	320 kW	883	31
AMG GT (X290) 63 4-matic+ (290.688)	M 177.980	07.18 - 06.21	3982	B	430 kW	883	31
AMG GT (X290) 63 S 4-matic+ (290.689)	M 177.980	07.18 - 06.21	3982	B	470 kW	883	31
AMG GT Roadster (R190) GT (190.477)	M 178.980	11.16	3982	B	350 kW	883	31
AMG GT Roadster (R190) GT (190.482)	M 176.980	07.20	3982	B	390 kW	883	31
AMG GT Roadster (R190) GT (190.482)	M 178.980	07.20	3982	B	390 kW	883	31
AMG GT Roadster (R190) GT C (190.480)	M 178.980	11.16	3982	B	410 kW	883	31
AMG GT Roadster (R190) GT R (190.479)	M 178.980	04.19	3982	B	430 kW	883	31
AMG GT Roadster (R190) GT S (190.478)	M 178.980	05.18	3982	B	384 kW	883	31
B-CLASS Sports Tourer (W245) B 150 (245.231)	M 266.920	03.05 - 11.11	1498	B	70 kW	884	33
B-CLASS Sports Tourer (W245) B 160 (245.231)	M 266.920	04.09 - 11.11	1498	B	70 kW	884	33
B-CLASS Sports Tourer (W245) B 170 (245.232)	M 266.940	03.05 - 11.11	1699	B	85 kW	884	33
B-CLASS Sports Tourer (W245) B 170 NGT (245.233)	M 266.960	04.08 - 11.11	2034	B/G	85 kW	884	33
B-CLASS Sports Tourer (W245) B 180 (245.232)	M 266.940	04.09 - 11.11	1699	B	85 kW	884	33
B-CLASS Sports Tourer (W245) B 180 CDI (245.207)	OM 640.940	03.05 - 11.11	1991	D	80 kW	884	36
B-CLASS Sports Tourer (W245) B 180 NGT (245.233)	M 266.960	04.08 - 11.11	2034	B/G	85 kW	884	33
B-CLASS Sports Tourer (W245) B 200 (245.233)	M 266.960	03.05 - 11.11	2034	B	100 kW	884	33
B-CLASS Sports Tourer (W245) B 200 CDI (245.208)	OM 640.941	03.05 - 11.11	1991	D	103 kW	884	36
B-CLASS Sports Tourer (W245) B 200 CDI (245.208)	OM 640.941	03.05 - 11.11	1991	D	100 kW	884	36
B-CLASS Sports Tourer (W245) B 200 TURBO (245.234)	M 266.980	03.05 - 11.11	2034	B	142 kW	884	33
B-CLASS Sports Tourer (W246, W242) B 160 (246.241)	M 270.910	07.15 - 12.18	1595	B	75 kW	883	32
B-CLASS Sports Tourer (W246, W242) B 160 CDI / d (246.211)	OM 607.951 (K9K)	05.13 - 12.18	1461	D	66 kW	880	8
B-CLASS Sports Tourer (W246, W242) B 180 (246.242)	M 270.910	10.11 - 12.18	1595	B	90 kW	883	32
B-CLASS Sports Tourer (W246, W242) B 180 CDI (246.200)	OM 651.901	10.11 - 08.14	1796	D	80 kW	885	39
B-CLASS Sports Tourer (W246, W242) B 180 CDI (246.207)	OM 651.930	06.13 - 08.14	2143	D	80 kW	885	41
B-CLASS Sports Tourer (W246, W242) B 180 CDI / d (246.212)	OM 607.951 (K9K)	02.13 - 12.18	1461	D	80 kW	880	8
B-CLASS Sports Tourer (W246, W242) B 200 (246.243)	M 270.910	11.11 - 12.18	1595	B	115 kW	883	32
B-CLASS Sports Tourer (W246, W242) B 200 CDI (246.201)	OM 651.901	10.11 - 08.14	1796	D	100 kW	885	39
B-CLASS Sports Tourer (W246, W242) B 200 CDI / d (246.208)	OM 651.930	08.14 - 12.18	2143	D	100 kW	885	41
B-CLASS Sports Tourer (W246, W242) B 200 CDI / d 4-matic (246.202)	OM 651.930	08.14 - 12.18	2143	D	100 kW	885	41
B-CLASS Sports Tourer (W246, W242) B 200 Flexfuel (246.243)	M 270.910	11.11 - 12.18	1595	B/E	115 kW	883	32
B-CLASS Sports Tourer (W246, W242) B 200 Natural Gas Drive / B 200 c (242.848)	M 270.920	11.12 - 12.17	1991	B/G	115 kW	883	32
B-CLASS Sports Tourer (W246, W242) B 220 (246.245)	M 270.920	08.14 - 12.18	1991	B	135 kW	883	32
B-CLASS Sports Tourer (W246, W242) B 220 4-matic (246.247)	M 270.920	05.13 - 12.18	1991	B	135 kW	883	32
B-CLASS Sports Tourer (W246, W242) B 220 CDI / d (246.203)	OM 651.930	11.11 - 12.18	2143	D	125 kW	885	41
B-CLASS Sports Tourer (W246, W242) B 220 CDI / d (246.203)	OM 651.930	06.13 - 12.18	2143	D	120 kW	885	41
B-CLASS Sports Tourer (W246, W242) B 220 CDI / d (246.203)	OM 651.930	08.14 - 12.18	2143	D	130 kW	885	41
B-CLASS Sports Tourer (W246, W242) B 220 CDI / d 4-matic (246.205)	OM 651.930	08.14 - 12.18	2143	D	130 kW	885	41
B-CLASS Sports Tourer (W246, W242) B 220 d 4-matic (246.205)	OM 651.930	06.18 - 12.18	2143	D	125 kW	885	41
B-CLASS Sports Tourer (W246, W242) B 250 (246.244)	M 270.920	05.12 - 12.18	1991	B	155 kW	883	32
B-CLASS Sports Tourer (W246, W242) B 250 4-matic (246.246)	M 270.920	08.14 - 12.18	1991	B	155 kW	883	32
B-CLASS Sports Tourer (W247) B 160 d (247.002)	OM 608.915 (K9K)	05.19	1461	D	70 kW	880	9
B-CLASS Sports Tourer (W247) B 180 d (247.003)	OM 608.915 (K9K)	12.18	1461	D	85 kW	880	9
B-CLASS Sports Tourer (W247) B 180 d (247.010)	OM 654.920	10.20	1950	D	85 kW	883	28
B-CLASS Sports Tourer (W247) B 200 d (247.012)	OM 654.920	12.18	1950	D	110 kW	883	28
B-CLASS Sports Tourer (W247) B 200 d 4-matic (247.013)	OM 654.920	10.19 - 09.21	1950	D	110 kW	883	28
B-CLASS Sports Tourer (W247) B 220 (247.044)	M 260.920	04.19	1991	B	140 kW	883	32
B-CLASS Sports Tourer (W247) B 220 4-matic (247.045)	M 260.920	01.19	1991	B	140 kW	883	32
B-CLASS Sports Tourer (W247) B 220 d (247.014)	OM 654.920	12.18	1950	D	140 kW	883	28
B-CLASS Sports Tourer (W247) B 220 d 4-matic (247.015)	OM 654.920	10.19	1950	D	140 kW	883	28
B-CLASS Sports Tourer (W247) B 250 (247.046)	M 260.920	01.19	1991	B	165 kW	883	32
B-CLASS Sports Tourer (W247) B 250 4-matic (247.047)	M 260.920	01.19	1991	B	165 kW	883	32
C-CLASS (W202) C 180 (202.018)	M 111.920	03.93 - 05.00	1799	B	90 kW	886	46
C-CLASS (W202) C 180 (202.018)	M 111.920	11.94 - 05.00	1799	B	89 kW	886	46
C-CLASS (W202) C 180 (202.018)	M 111.921	03.93 - 05.00	1799	B	90 kW	886	46
C-CLASS (W202) C 180 (202.018)	M 111.921	11.94 - 05.00	1799	B	89 kW	886	46
C-CLASS (W202) C 200 (202.020)	M 111.941	03.93 - 05.00	1998	B	100 kW	900	112
C-CLASS (W202) C 200 (202.020)	M 111.945	03.93 - 05.00	1998	B	100 kW	900	114
C-CLASS (W202) C 200 CDI (202.134)	OM 611.960	03.98 - 05.00	2151	D	75 kW	892	75










# MERCEDES-BENZ








C-CLASS (W202) C 200 D (202.120)	OM 601.913	03.93 - 05.00	1997	D	55 kW	887	55
C-CLASS (W202) C 200 D (202.122)	OM 604.915	10.96 - 05.00	1997	D	65 kW	889	63
C-CLASS (W202) C 200 Kompressor (202.025)	M 111.944	10.95 - 05.00	1998	B	132 kW	900	114
C-CLASS (W202) C 200 Kompressor (202.025)	M 111.944	11.96 - 05.00	1998	B	141 kW	900	114
C-CLASS (W202) C 220 (202.022)	M 111.961	03.93 - 05.00	2199	B	110 kW	900	112
C-CLASS (W202) C 220 CDI (202.133)	OM 611.960	09.97 - 05.00	2151	D	92 kW	892	75
C-CLASS (W202) C 220 D (202.021)	OM 604.910	08.93 - 05.00	2155	D	55 kW	898	106
C-CLASS (W202) C 220 D (202.121)	OM 604.910	08.93 - 05.00	2155	D	70 kW	898	106
C-CLASS (W202) C 230 (202.023)	M 111.974	06.96 - 12.98	2295	B	110 kW	901	118
C-CLASS (W202) C 230 (202.024)	M 111.975	09.98 - 05.00	2295	B	138 kW	901	118
C-CLASS (W202) C 230 Kompressor (202.024)	M 111.975	09.95 - 05.00	2295	B	142 kW	901	118
C-CLASS (W202) C 240 (202.026)	M 112.910	09.95 - 05.00	2398	B	125 kW	886	44
C-CLASS (W202) C 250 D (202.125)	OM 605.910	04.93 - 05.00	2497	D	83 kW	890	65
C-CLASS (W202) C 250 Turbo-D (202.128)	OM 605.960	10.95 - 05.00	2497	D	110 kW	890	65
C-CLASS (W202) C 280 (202.028)	M 104.941	03.93 - 05.00	2799	B	142 kW	900	112
C-CLASS (W202) C 280 (202.029)	M 112.920	03.93 - 05.00	2799	B	145 kW	900	115
C-CLASS (W202) C 36 AMG (202.028)	M 104.941 (AMG 3.6)	01.94 - 05.00	3606	B	206 kW	902	123
C-CLASS (W202) C 36 AMG (202.028)	M 104.941 (AMG 3.6)	09.94 - 12.96	3606	B	200 kW	902	123
C-CLASS (W202) C 43 AMG (202.033)	M 113.944	08.97 - 05.00	4266	B	225 kW	900	115
C-CLASS (W202) C 43 AMG	M 113.944	09.97 - 12.98	4266	B	205 kW	900	115
C-CLASS (W203) 3.5 (203.056)	M 272.960	01.05 - 02.07	3498	B	170 kW	903	131
C-CLASS (W203) C 180 (203.035)	M 111.951	10.00 - 08.02	1998	B	95 kW	900	114
C-CLASS (W203) C 180 Kompressor (203.046)	M 271.946	05.02 - 02.07	1796	B	105 kW	882	25
C-CLASS (W203) C 200 CDI (203.004)	OM 611.962	09.00 - 06.03	2148	D	85 kW	892	76
C-CLASS (W203) C 200 CDI (203.004)	OM 611.962	02.01 - 06.03	2148	D	75 kW	892	76
C-CLASS (W203) C 200 CDI (203.004)	OM 646.962	02.01 - 06.03	2148	D	75 kW	893	85
C-CLASS (W203) C 200 CDI (203.007)	OM 646.962	04.03 - 02.07	2148	D	90 kW	893	85
C-CLASS (W203) C 200 CDI (203.007)	OM 646.963	04.03 - 02.07	2148	D	90 kW	893	85
C-CLASS (W203) C 200 CGI Kompressor (203.043)	M 271.942	07.03 - 02.07	1796	B	125 kW	882	26
C-CLASS (W203) C 200 Kompressor (203.042)	M 271.940	05.02 - 02.07	1796	B	120 kW	882	25
C-CLASS (W203) C 200 Kompressor (203.045)	M 111.955	05.00 - 08.07	1998	B	120 kW	900	114
C-CLASS (W203) C 220 CDI (203.006)	OM 611.962	05.00 - 02.07	2148	D	100 kW	892	76
C-CLASS (W203) C 220 CDI (203.006, 203.008)	OM 611.962	05.00 - 02.07	2148	D	105 kW	892	76
C-CLASS (W203) C 220 CDI (203.008)	OM 646.963	04.03 - 02.07	2148	D	110 kW	893	85
C-CLASS (W203) C 230 (203.052)	M 272.920	01.05 - 12.07	2496	B	150 kW	892	73
C-CLASS (W203) C 230 Kompressor (203.040)	M 271.948	09.02 - 02.07	1796	B	141 kW	882	25
C-CLASS (W203) C 240 (203.061)	M 112.912	05.00 - 08.07	2597	B	125 kW	900	115
C-CLASS (W203) C 240 4-matic (203.081)	M 112.916	07.02 - 02.07	2597	B	125 kW	900	115
C-CLASS (W203) C 270 CDI (203.016)	OM 612.962	12.00 - 02.07	2685	D	125 kW	893	80
C-CLASS (W203) C 270 CDI (203.016)	OM 612.962	12.00 - 02.07	2685	D	120 kW	893	80
C-CLASS (W203) C 280 (203.054)	M 272.940	01.04 - 12.07	2996	B	170 kW	892	73
C-CLASS (W203) C 280 4-matic (203.092)	M 272.941	01.05 - 12.07	2996	B	170 kW	892	73
C-CLASS (W203) C 30 CDI AMG (203.018)	OM 612.990	01.03 - 02.07	2950	D	170 kW	893	81
C-CLASS (W203) C 32 AMG Kompressor (203.065)	M 112.961	01.01 - 02.07	3199	B	260 kW	900	115
C-CLASS (W203) C 320 (203.064)	M 112.946	05.00 - 08.07	3199	B	160 kW	900	115
C-CLASS (W203) C 320 4-matic (203.084)	M 112.953	01.01 - 02.07	3199	B	160 kW	900	115
C-CLASS (W203) C 320 CDI (203.020)	OM 642.910	01.05 - 02.07	2987	D	165 kW	884	36
C-CLASS (W203) C 350 (203.056)	M 272.960	01.05 - 12.07	3498	B	200 kW	903	131
C-CLASS (W203) C 350 4-matic (203.087)	M 272.960	01.05 - 12.07	3498	B	200 kW	903	131
C-CLASS (W203) C 350 4-matic (203.087)	M 272.970	01.05 - 12.07	3498	B	200 kW	903	131
C-CLASS (W203) C 55 AMG (203.076)	M 113.988	08.03 - 02.07	5439	B	270 kW	907	151
C-CLASS (W203) C 55 AMG	M 113.988	09.04 - 12.05	5439	B	260 kW	907	151
C-CLASS (W203) C 55 AMG	M 113.988	09.05 - 12.06	5439	B	270 kW	907	151
C-CLASS (W204) C 180 CDI (204.000)	OM 651.913	04.10 - 03.14	2143	D	88 kW	885	40
C-CLASS (W204) C 180 CGI (204.031)	M 274.910	01.08 - 01.14	1595	B	115 kW	884	34
C-CLASS (W204) C 180 CGI (204.049)	M 271.820	01.07 - 01.14	1796	B	115 kW	882	22
C-CLASS (W204) C 180 Kompressor (204.044, 204.045)	M 271.910	01.08 - 01.14	1597	B	115 kW	882	23
C-CLASS (W204) C 180 Kompressor (204.046)	M 271.952	01.07 - 01.14	1796	B	115 kW	882	23
C-CLASS (W204) C 200 (204.048)	M 271.820	09.09 - 01.14	1796	B	137 kW	882	22
C-CLASS (W204) C 200 CDI (204.001)	OM 651.913	11.09 - 03.14	2143	D	100 kW	885	40
C-CLASS (W204) C 200 CDI (204.007, 204.006)	OM 646.811	01.07 - 12.09	2148	D	100 kW	893	84
C-CLASS (W204) C 200 CDI (204.007, 204.006)	OM 646.812	01.07 - 12.09	2148	D	100 kW	893	84








			<b>ccm</b>		<b>kw</b>		<b>1</b> <b>POS</b>
C-CLASS (W204) C 200 CGI (204.048)	M 271.820	01.07 - 12.14	1796	B	135 kW	882	22
C-CLASS (W204) C 200 CGI (204.048)	M 271.860	01.07 - 12.14	1796	B	135 kW	882	22
C-CLASS (W204) C 200 Kompressor (204.041)	M 271.950	01.07 - 01.14	1796	B	135 kW	882	23
C-CLASS (W204) C 220 CDI (204.002)	OM 651.911	12.08 - 01.14	2143	D	125 kW	885	40
C-CLASS (W204) C 220 CDI (204.002)	OM 651.911	10.08 - 01.14	2143	D	120 kW	885	40
C-CLASS (W204) C 220 CDI (204.008)	OM 646.811	01.07 - 11.08	2148	D	125 kW	893	84
C-CLASS (W204) C 220 CDI (204.008)	OM 646.811	01.07 - 11.08	2148	D	120 kW	893	84
C-CLASS (W204) C 220 CDI 4-matic (204.084)	OM 651.912	02.13 - 01.14	2143	D	125 kW	885	40
C-CLASS (W204) C 230 (204.052)	M 272.921	01.07 - 01.14	2496	B	150 kW	892	73
C-CLASS (W204) C 230 4-matic (204.085)	M 272.911	07.07 - 01.14	2496	B	150 kW	892	73
C-CLASS (W204) C 250 CDI (204.003)	OM 651.911	08.08 - 01.14	2143	D	150 kW	885	40
C-CLASS (W204) C 250 CDI 4-matic (204.082)	OM 651.912	05.09 - 01.14	2143	D	150 kW	885	40
C-CLASS (W204) C 250 CGI (204.047)	M 271.860	04.09 - 12.14	1796	B	150 kW	882	22
C-CLASS (W204) C 280 (204.054)	M 272.947	01.07 - 01.14	2996	B	170 kW	892	73
C-CLASS (W204) C 280 4-matic (204.081)	M 272.948	07.07 - 01.14	2996	B	170 kW	892	73
C-CLASS (W204) C 300 (204.054)	M 272.947	09.07 - 01.14	2996	B	170 kW	892	73
C-CLASS (W204) C 300 (204.055)	M 276.957	02.11 - 01.14	3498	B	185 kW	904	136
C-CLASS (W204) C 300 4-matic (204.080)	M 276.957	02.11 - 01.14	3498	B	185 kW	904	136
C-CLASS (W204) C 300 4-matic (204.081)	M 272.948	05.07 - 01.14	2996	B	170 kW	892	73
C-CLASS (W204) C 300 CDI 4-matic (204.092)	OM 642.832	01.11 - 01.14	2987	D	170 kW	884	36
C-CLASS (W204) C 300 Flexfuel	M 272.947	01.08 - 12.12	2996	B/E	170 kW	892	73
C-CLASS (W204) C 320 CDI (204.022)	OM 642.960	01.07 - 01.14	2987	D	165 kW	884	36
C-CLASS (W204) C 320 CDI 4-matic (204.089)	OM 642.961	07.07 - 01.14	2987	D	165 kW	884	36
C-CLASS (W204) C 350 (204.056)	M 272.961	01.07 - 01.14	3498	B	200 kW	903	131
C-CLASS (W204) C 350 (204.057)	M 276.957	01.11 - 01.14	3498	B	225 kW	904	136
C-CLASS (W204) C 350 4-matic (204.087)	M 272.971	07.07 - 01.14	3498	B	200 kW	903	131
C-CLASS (W204) C 350 4-matic (204.088)	M 276.957	01.11 - 01.14	3498	B	225 kW	904	136
C-CLASS (W204) C 350 CDI (204.022)	OM 642.960	07.09 - 01.14	2987	D	165 kW	884	36
C-CLASS (W204) C 350 CDI (204.023)	OM 642.834	06.11 - 01.14	2987	D	195 kW	884	36
C-CLASS (W204) C 350 CDI (204.025)	OM 642.830	07.09 - 01.14	2987	D	170 kW	884	36
C-CLASS (W204) C 350 CDI 4-matic (204.089)	OM 642.961	07.09 - 01.14	2987	D	165 kW	884	36
C-CLASS (W204) C 350 CDI 4-matic (204.092)	OM 642.832	10.09 - 01.14	2987	D	170 kW	884	36
C-CLASS (W204) C 350 CGI (204.065)	M 272.982	09.08 - 01.14	3498	B	215 kW	903	133
C-CLASS (W204) C 63 AMG (204.077)	M 156.985	02.08 - 01.14	6208	B	358 kW	936	249
C-CLASS (W204) C 63 AMG (204.077)	M 156.985	02.08 - 01.15	6208	B	336 kW	936	249
C-CLASS (W204) C 63 AMG (204.077)	M 156.985	02.08 - 01.15	6208	B	373 kW	936	249
C-CLASS (W204) C 63 AMG DR 520	M 156.985	07.10 - 01.14	6208	B	383 kW	936	249
C-CLASS (W205) AMG C 43 4-matic (205.064)	M 276.823	04.16 - 12.19	2996	B	270 kW	892	73
C-CLASS (W205) AMG C 43 4-matic (205.064)	M 276.823	05.18	2996	B	287 kW	892	73
C-CLASS (W205) AMG C 63 (205.086)	M 177.980	10.14	3982	B	350 kW	883	31
C-CLASS (W205) AMG C 63 S (205.087)	M 177.980	10.14	3982	B	375 kW	883	31
C-CLASS (W205) C 160 (205.044)	M 270.910	04.15	1595	B	95 kW	883	32
C-CLASS (W205) C 160 (205.044)	M 274.910	04.15	1595	B	95 kW	884	34
C-CLASS (W205) C 160 (205.075)	M 264.915	06.19	1497	B	95 kW	881	16
C-CLASS (W205) C 180 (205.040)	M 274.910	10.18	1595	B	110 kW	884	34
C-CLASS (W205) C 180 (205.040, 205.140)	M 274.910	07.13	1595	B	115 kW	884	34
C-CLASS (W205) C 180 (205.076)	M 264.915	06.19	1497	B	115 kW	881	16
C-CLASS (W205) C 180 BlueTEC / d (205.036)	OM 626.951	05.14 - 05.18	1598	D	85 kW	880	13
C-CLASS (W205) C 180 Flex (205.040)	M 274.910	03.14	1595	B/E	115 kW	884	34
C-CLASS (W205) C 180 d (205.000)	OM 654.916	05.18	1598	D	90 kW	880	10
C-CLASS (W205) C 200 (205.042)	M 274.920	12.13 - 08.18	1991	B	135 kW	884	34
C-CLASS (W205) C 200 (205.080)	M 264.920	08.19	1991	B	150 kW	883	32
C-CLASS (W205) C 200 4-matic (205.043)	M 274.920	04.15 - 08.18	1991	B	135 kW	884	34
C-CLASS (W205) C 200 4-matic (205.079)	M 264.920	08.19	1991	B	150 kW	883	32
C-CLASS (W205) C 200 BlueTEC / d (205.037)	OM 626.951	05.14 - 05.18	1598	D	100 kW	880	13
C-CLASS (W205) C 200 EQ Boost (205.077)	M 264.915	04.18	1497	E	135 kW	881	16
C-CLASS (W205) C 200 EQ Boost 4-matic (205.078)	M 264.915	04.18	1497	E	135 kW	881	16
C-CLASS (W205) C 200 d (205.001)	OM 654.916	05.18	1598	D	118 kW	880	10
C-CLASS (W205) C 200 d (205.007)	OM 651.921	10.15 - 05.18	2143	D	100 kW	885	41
C-CLASS (W205) C 200 d (205.011)	OM 654.916	05.18	1598	D	110 kW	880	10
C-CLASS (W205) C 200 d (205.011)	OM 654.920	05.18	1950	D	110 kW	883	28
C-CLASS (W205) C 220 BlueTEC / d (205.002, 205.004)	OM 651.921	02.14 - 05.18	2143	D	125 kW	885	41



# MERCEDES-BENZ








						
C-CLASS (W205) C 220 BlueTEC / d (205.003)	OM 651.921	03.14 - 05.16	D	120 kW	885	41
C-CLASS (W205) C 220 d (205.014)	OM 654.920	05.18	D	143 kW	883	28
C-CLASS (W205) C 220 d 4-matic (205.005)	OM 651.921	04.15 - 05.18	D	125 kW	885	41
C-CLASS (W205) C 220 d 4-matic (205.015)	OM 654.920	05.18	D	143 kW	883	28
C-CLASS (W205) C 250 (205.045)	M 274.920	03.14 - 05.18	B	155 kW	884	34
C-CLASS (W205) C 250 BlueTEC / d (205.008, 205.006)	OM 651.921	02.14 - 05.18	D	150 kW	885	41
C-CLASS (W205) C 250 BlueTEC / d 4-matic (205.009)	OM 651.921	02.14 - 05.18	D	150 kW	885	41
C-CLASS (W205) C 300 (205.048)	M 274.920	09.14 - 08.18	B	180 kW	884	34
C-CLASS (W205) C 300 (205.083)	M 264.920	05.18	B	190 kW	883	32
C-CLASS (W205) C 300 (205.083)	M 264.920	05.18	B	183 kW	883	32
C-CLASS (W205) C 300 4-matic (205.049)	M 274.920	12.13 - 08.18	B	180 kW	884	34
C-CLASS (W205) C 300 4-matic (205.084)	M 264.920	05.18	B	190 kW	883	32
C-CLASS (W205) C 300 BlueTEC Hybrid / h (205.012)	OM 651.921	05.14 - 05.18	D/E	170 kW	885	41
C-CLASS (W205) C 300 EQ Boost (205.083)	M 264.920	05.19	E	190 kW	883	32
C-CLASS (W205) C 300 EQ Boost 4-matic (205.084)	M 264.920	05.19	E	190 kW	883	32
C-CLASS (W205) C 300 d (205.018)	OM 654.920	06.18	D	180 kW	883	28
C-CLASS (W205) C 300 d 4-matic (205.019)	OM 654.920	06.18	D	180 kW	883	28
C-CLASS (W205) C 300 de (205.013)	OM 654.920	05.19	E	225 kW	883	28
C-CLASS (W205) C 300 e (205.053)	M 274.920	07.19	E	235 kW	884	34
C-CLASS (W205) C 300 e 4-matic (205.054)	M 274.920	07.19	E	90 kW	884	34
C-CLASS (W205) C 350 e (205.047)	M 274.920	02.15 - 08.18	B/E	205 kW	884	34
C-CLASS (W205) C 400 4-matic (205.066)	M 276.823	10.14	B	245 kW	892	73
C-CLASS (W205) C 450 AMG 4-matic (205.064)	M 276.823	04.15 - 05.18	B	270 kW	892	73
C-CLASS (W206) C 200 d (206.003)	OM 654.820	07.21	D/E	120 kW	883	27
C-CLASS (W206) C 220 d (206.016, 206.004)	OM 654.820	03.21	D/E	147 kW	883	27
C-CLASS (W206) C 220 d 4-matic (206.005)	OM 654.820	07.21	D/E	147 kW	883	27
C-CLASS (W206) C 300 d (206.006)	OM 654.820	03.21	D/E	195 kW	883	27
C-CLASS (W206) C 300 d 4-matic (206.007)	OM 654.820	07.21	D/E	195 kW	883	27
C-CLASS 190 (W201) 2.0 (201.022)	M 102.921	10.82 - 10.84	B	66 kW	895	93
C-CLASS 190 (W201) 2.0 (201.023)	M 102.924	01.86 - 05.90	B	75 kW	895	94
C-CLASS 190 (W201) 2.0 (201.023)	M 102.924	08.83 - 05.90	B	77 kW	895	94
C-CLASS 190 (W201) 2.3 E	M 102.985	10.82 - 09.88	B	100 kW	905	142
C-CLASS 190 (W201) 2.3	M 102.985	09.83 - 08.93	B	97 kW	905	142
C-CLASS 190 (W201) 2.6	M 103.942	10.82 - 08.93	B	118 kW	883	30
C-CLASS 190 (W201) D 2.0 (201.122)	OM 601.911	08.83 - 08.89	D	53 kW	887	54
C-CLASS 190 (W201) D 2.0 (201.122)	OM 601.911	03.88 - 08.93	D	55 kW	887	54
C-CLASS 190 (W201) D 2.5 (201.126)	OM 602.911	04.85 - 08.93	D	66 kW	888	57
C-CLASS 190 (W201) D 2.5 (201.126)	OM 602.911	09.88 - 08.93	D	69 kW	888	57
C-CLASS 190 (W201) E 1.8 (201.018)	M 102.910	09.85 - 08.93	B	80 kW	895	91
C-CLASS 190 (W201) E 2.0 (201.024)	M 102.961	03.84 - 08.93	B	83 kW	895	92
C-CLASS 190 (W201) E 2.0 (201.024)	M 102.961	10.82 - 06.93	B	90 kW	895	92
C-CLASS 190 (W201) E 2.0 (201.024)	M 102.962	03.84 - 08.93	B	83 kW	895	91
C-CLASS 190 (W201) E 2.0 (201.024)	M 102.962	02.85 - 12.86	B	85 kW	895	91
C-CLASS 190 (W201) E 2.0 (201.024)	M 102.962	10.82 - 06.93	B	90 kW	895	91
C-CLASS 190 (W201) E 2.0	M 102.961	10.82 - 06.93	B	93 kW	895	92
C-CLASS 190 (W201) E 2.0	M 102.962	01.85 - 08.93	B	87 kW	895	91
C-CLASS 190 (W201) E 2.3 (201.028)	M 102.985	08.84 - 08.93	B	100 kW	905	142
C-CLASS 190 (W201) E 2.3-16 (201.034)	M 102.983	04.84 - 01.87	B	136 kW	905	141
C-CLASS 190 (W201) E 2.3-16	M 102.983	03.85 - 12.87	B	125 kW	905	141
C-CLASS 190 (W201) E 2.3-16	M 102.983	09.85 - 08.88	B	130 kW	905	141
C-CLASS 190 (W201) E 2.3	M 102.985	09.86 - 08.92	B	97 kW	905	142
C-CLASS 190 (W201) E 2.5-16 (201.0035)	M 102.990	03.89 - 08.93	B	143 kW	905	143
C-CLASS 190 (W201) E 2.5-16 (201.035)	M 102.990	09.88 - 08.93	B	150 kW	905	143
C-CLASS 190 (W201) E 2.5-16 Evolution (201.036)	M 102.991	03.89 - 08.93	B	143 kW	905	143
C-CLASS 190 (W201) E 2.5-16 Evolution (201.036)	M 102.992	03.89 - 08.93	B	143 kW	905	143
C-CLASS 190 (W201) E 2.5-16 Evolution II	M 102.992	05.90 - 08.93	B	173 kW	905	143
C-CLASS 190 (W201) E 2.6 (201.029)	M 103.942	09.86 - 08.93	B	118 kW	883	30
C-CLASS 190 (W201) E 2.6	M 103.942	09.86 - 08.93	B	122 kW	883	30
C-CLASS 190 (W201) Turbo-D 2.5 (201.128)	OM 602.961	09.86 - 08.93	D	90 kW	888	58
C-CLASS 190 (W201) Turbo-D 2.5 (201.128)	OM 602.961	02.88 - 08.93	D	93 kW	888	58
C-CLASS All-Terrain (S206) C 220 d 4-matic (206.214)	OM 654.820	12.21	D/E	147 kW	883	27
C-CLASS Cabriolet (A205) AMG C 43 4-matic (205.464)	M 276.823	10.16 - 05.18	B	270 kW	892	73






			<b>ccm</b>		<b>kw</b>		<b>1 POS</b>
C-CLASS Cabriolet (A205) AMG C 43 4-matic (205.464)	M 276.823	05.18	2996	B	287 kW	892	73
C-CLASS Cabriolet (A205) AMG C 63 (205.486)	M 177.980	10.16	3982	B	350 kW	883	31
C-CLASS Cabriolet (A205) AMG C 63 S (205.487)	M 177.980	10.16	3982	B	375 kW	883	31
C-CLASS Cabriolet (A205) C 180 (205.440)	M 270.910	06.16	1595	B	115 kW	883	32
C-CLASS Cabriolet (A205) C 180 (205.440)	M 274.910	06.16	1595	B	115 kW	884	34
C-CLASS Cabriolet (A205) C 180 (205.476)	M 264.915	06.19	1497	B	115 kW	881	16
C-CLASS Cabriolet (A205) C 200 (205.442)	M 274.920	06.16 - 05.18	1991	B	135 kW	884	34
C-CLASS Cabriolet (A205) C 200 (205.480)	M 264.920	08.19	1991	B	150 kW	883	32
C-CLASS Cabriolet (A205) C 200 4-matic (205.443)	M 274.920	06.16 - 05.18	1991	B	135 kW	884	34
C-CLASS Cabriolet (A205) C 200 EQ Boost (205.477)	M 264.915	05.18	1497	B/E	135 kW	881	16
C-CLASS Cabriolet (A205) C 200 EQ Boost 4-matic (205.478)	M 264.915	05.18	1497	B/E	135 kW	881	16
C-CLASS Cabriolet (A205) C 200 d (205.401)	OM 654.916	07.18	1598	D	118 kW	880	10
C-CLASS Cabriolet (A205) C 220 d (205.404)	OM 651.921	06.16 - 05.18	2143	D	125 kW	885	41
C-CLASS Cabriolet (A205) C 220 d (205.404)	OM 651.921	06.16 - 05.18	2143	D	120 kW	885	41
C-CLASS Cabriolet (A205) C 220 d (205.414)	OM 654.920	04.18	1950	D	143 kW	883	28
C-CLASS Cabriolet (A205) C 220 d 4-matic (205.405)	OM 651.921	06.16 - 05.18	2143	D	125 kW	885	41
C-CLASS Cabriolet (A205) C 220 d 4-matic (205.415)	OM 654.920	06.18	1950	D	143 kW	883	28
C-CLASS Cabriolet (A205) C 250 (205.445)	M 274.920	06.16 - 05.18	1991	B	155 kW	884	34
C-CLASS Cabriolet (A205) C 250 d (205.408)	OM 651.921	06.16 - 05.18	2143	D	150 kW	885	41
C-CLASS Cabriolet (A205) C 300 (205.448)	M 274.920	06.16 - 05.18	1991	B	180 kW	884	34
C-CLASS Cabriolet (A205) C 300 (205.483)	M 264.920	05.18	1991	B	190 kW	883	32
C-CLASS Cabriolet (A205) C 300 4-matic (205.449)	M 274.920	01.17 - 12.18	1991	B	180 kW	884	34
C-CLASS Cabriolet (A205) C 300 4-matic (205.484)	M 264.920	05.18	1991	B	190 kW	883	32
C-CLASS Cabriolet (A205) C 300 EQ Boost (205.483)	M 264.920	05.19	1991	B/E	190 kW	883	32
C-CLASS Cabriolet (A205) C 300 EQ Boost 4-matic (205.484)	M 264.920	05.19	1991	B/E	190 kW	883	32
C-CLASS Cabriolet (A205) C 300 d (205.418)	OM 654.920	07.18	1950	D	180 kW	883	28
C-CLASS Cabriolet (A205) C 400 4-matic (205.466)	M 276.823	06.16	2996	B	245 kW	892	73
C-CLASS Coupe (C204) C 180 (204.331)	M 274.910	07.12	1595	B	115 kW	884	34
C-CLASS Coupe (C204) C 180 (204.349)	M 271.820	06.11	1796	B	115 kW	882	22
C-CLASS Coupe (C204) C 200 CGI (204.348)	M 271.820	06.11	1796	B	135 kW	882	22
C-CLASS Coupe (C204) C 200 CGI (204.348)	M 271.860	06.11	1796	B	135 kW	882	22
C-CLASS Coupe (C204) C 220 CDI (204.302)	OM 651.911	06.11	2143	D	125 kW	885	40
C-CLASS Coupe (C204) C 220 CDI (204.302)	OM 651.911	06.11	2143	D	120 kW	885	40
C-CLASS Coupe (C204) C 250 (204.347)	M 271.860	03.11	1796	B	150 kW	882	22
C-CLASS Coupe (C204) C 250 CDI (204.303)	OM 651.911	06.11	2143	D	150 kW	885	40
C-CLASS Coupe (C204) C 300 4-matic	M 276.957	09.12 - 12.14	3498	B	185 kW	904	136
C-CLASS Coupe (C204) C 350 (204.357)	M 276.957	06.11	3498	B	225 kW	904	136
C-CLASS Coupe (C204) C 350 4-matic (204.388)	M 276.957	09.13	3498	B	225 kW	904	136
C-CLASS Coupe (C204) C 63 AMG (204.377)	M 156.985	01.11	6208	B	358 kW	936	249
C-CLASS Coupe (C204) C 63 AMG (204.377)	M 156.985	01.12	6208	B	380 kW	936	249
C-CLASS Coupe (C204) C 63 AMG (204.377)	M 156.985	01.11	6208	B	336 kW	936	249
C-CLASS Coupe (C204) C 63 AMG (204.377)	M 156.985	11.12	6208	B	373 kW	936	249
C-CLASS Coupe (C204) C 63 AMG (204.377)	M 156.985	09.12	6208	B	336 kW	936	249
C-CLASS Coupe (C205) AMG C 43 4-matic (205.364)	M 276.823	01.16 - 05.18	2996	B	270 kW	892	73
C-CLASS Coupe (C205) AMG C 43 4-matic (205.364)	M 276.823	01.18	2996	B	287 kW	892	73
C-CLASS Coupe (C205) AMG C 63 (205.386)	M 177.980	02.16	3982	B	350 kW	883	31
C-CLASS Coupe (C205) AMG C 63 S (205.387)	M 177.980	01.16	3982	B	375 kW	883	31
C-CLASS Coupe (C205) C 180 (205.340)	M 274.910	10.15	1595	B	115 kW	884	34
C-CLASS Coupe (C205) C 180 (205.340)	M 274.910	11.18	1595	B	110 kW	884	34
C-CLASS Coupe (C205) C 180 (205.376)	M 264.915	06.19	1497	B	115 kW	881	16
C-CLASS Coupe (C205) C 200 (205.342)	M 274.920	10.15 - 05.18	1991	B	135 kW	884	34
C-CLASS Coupe (C205) C 200 (205.380)	M 264.920	08.19	1991	B	150 kW	883	32
C-CLASS Coupe (C205) C 200 4-matic (205.343)	M 274.920	04.16 - 05.18	1991	B	135 kW	884	34
C-CLASS Coupe (C205) C 200 EQ Boost (205.377)	M 264.915	05.18	1497	B/E	135 kW	881	16
C-CLASS Coupe (C205) C 200 EQ Boost 4-matic (205.378)	M 264.915	05.18	1497	B/E	135 kW	881	16
C-CLASS Coupe (C205) C 200 d (205.301)	OM 654.916	07.18	1598	D	118 kW	880	10
C-CLASS Coupe (C205) C 220 d (205.304)	OM 651.921	10.15 - 05.18	2143	D	125 kW	885	41
C-CLASS Coupe (C205) C 220 d (205.304)	OM 651.921	10.15 - 05.18	2143	D	120 kW	885	41
C-CLASS Coupe (C205) C 220 d (205.314)	OM 654.920	04.18	1950	D	143 kW	883	28
C-CLASS Coupe (C205) C 220 d 4-matic (205.305)	OM 651.921	04.16 - 05.18	2143	D	125 kW	885	41
C-CLASS Coupe (C205) C 220 d 4-matic (205.315)	OM 654.920	06.18	1950	D	143 kW	883	28
C-CLASS Coupe (C205) C 250 (205.345)	M 274.920	10.15 - 05.18	1991	B	155 kW	884	34





# MERCEDES-BENZ

							
C-CLASS Coupe (C205) C 250 d (205.308)	OM 651.921	10.15 - 05.18	2143	D	150 kW	885	41
C-CLASS Coupe (C205) C 250 d 4-matic (205.309)	OM 651.921	04.16 - 05.18	2143	D	150 kW	885	41
C-CLASS Coupe (C205) C 300 (205.348)	M 274.920	10.15 - 12.18	1991	B	180 kW	884	34
C-CLASS Coupe (C205) C 300 (205.383)	M 264.920	05.18	1991	B	190 kW	883	32
C-CLASS Coupe (C205) C 300 4-matic (205.349)	M 274.920	09.16 - 12.18	1991	B	180 kW	884	34
C-CLASS Coupe (C205) C 300 4-matic (205.384)	M 264.920	05.18	1991	B	190 kW	883	32
C-CLASS Coupe (C205) C 300 EQ Boost (205.383)	M 264.920	05.19	1991	B/E	190 kW	883	32
C-CLASS Coupe (C205) C 300 EQ Boost 4-matic (205.384)	M 264.920	05.19	1991	B/E	190 kW	883	32
C-CLASS Coupe (C205) C 300 d (205.318)	OM 654.920	07.18	1950	D	180 kW	883	28
C-CLASS Coupe (C205) C 300 d 4-matic (205.319)	OM 654.920	07.18	1950	D	180 kW	883	28
C-CLASS Coupe (C205) C 400 4-matic (205.366)	M 276.823	04.16	2996	B	245 kW	892	73
C-CLASS Coupe (CL203) C 160 Kompressor (203.730)	M 271.921	05.02 - 05.08	1796	B	90 kW	882	25
C-CLASS Coupe (CL203) C 180 (203.735)	M 111.951	03.01 - 05.02	1998	B	95 kW	900	114
C-CLASS Coupe (CL203) C 180 Kompressor (203.746)	M 271.946	05.02 - 05.08	1796	B	105 kW	882	25
C-CLASS Coupe (CL203) C 200 CDI (203.707)	OM 646.962	03.03 - 05.08	2148	D	90 kW	893	85
C-CLASS Coupe (CL203) C 200 CGI Kompressor (203.743)	M 271.942	03.03 - 05.08	1796	B	125 kW	882	26
C-CLASS Coupe (CL203) C 200 Kompressor (203.742)	M 271.940	05.02 - 05.08	1796	B	120 kW	882	25
C-CLASS Coupe (CL203) C 200 Kompressor (203.745)	M 111.955	03.01 - 04.08	1998	B	120 kW	900	114
C-CLASS Coupe (CL203) C 220 CDI (203.706)	OM 611.962	03.01 - 04.08	2148	D	105 kW	892	76
C-CLASS Coupe (CL203) C 220 CDI (203.708)	OM 646.963	02.04 - 06.11	2148	D	110 kW	893	85
C-CLASS Coupe (CL203) C 220 CDI	OM 611.962	03.01 - 01.04	2148	D	100 kW	892	76
C-CLASS Coupe (CL203) C 220	M 271.940	05.02 - 05.08	1796	B	120 kW	882	25
C-CLASS Coupe (CL203) C 230 (203.752)	M 272.920	01.05 - 06.11	2496	B	150 kW	892	73
C-CLASS Coupe (CL203) C 230 Kompressor (203.740)	M 271.948	05.02 - 05.08	1796	B	141 kW	882	25
C-CLASS Coupe (CL203) C 230 Kompressor (203.747)	M 111.981	03.01 - 10.06	2295	B	145 kW	901	118
C-CLASS Coupe (CL203) C 230 Kompressor (203.747)	M 111.981	09.01 - 12.02	2295	B	143 kW	901	118
C-CLASS Coupe (CL203) C 30 CDI AMG (203.718)	OM 612.990	09.02 - 05.08	2950	D	170 kW	893	81
C-CLASS Coupe (CL203) C 32 AMG Kompressor (203.765)	M 112.961	05.02 - 05.08	3199	B	260 kW	900	115
C-CLASS Coupe (CL203) C 320 (203.764)	M 112.946	06.02 - 05.08	3199	B	160 kW	900	115
C-CLASS Coupe (CL203) C 350 (203.756)	M 272.960	01.05 - 06.11	3498	B	200 kW	903	131
C-CLASS T-MODEL (S206) C 200 d (206.203)	OM 654.820	07.21	1992	D/E	120 kW	883	27
C-CLASS T-MODEL (S206) C 220 d (206.204, 206.216)	OM 654.820	03.21	1992	D/E	147 kW	883	27
C-CLASS T-MODEL (S206) C 220 d 4-matic (206.205)	OM 654.820	03.21	1992	D/E	147 kW	883	27
C-CLASS T-MODEL (S206) C 300 d (206.206)	OM 654.820	03.21	1992	D/E	195 kW	883	27
C-CLASS T-Model (S202) C 180 T (202.078)	M 111.920	06.96 - 09.00	1799	B	90 kW	886	46
C-CLASS T-Model (S202) C 180 T (202.078)	M 111.921	06.96 - 09.00	1799	B	90 kW	886	46
C-CLASS T-Model (S202) C 180 T (202.081)	M 111.952	09.00 - 03.01	1998	B	95 kW	900	114
C-CLASS T-Model (S202) C 200 T (202.080)	M 111.941	06.96 - 03.01	1998	B	100 kW	900	112
C-CLASS T-Model (S202) C 200 T (202.080)	M 111.945	06.96 - 03.01	1998	B	100 kW	900	114
C-CLASS T-Model (S202) C 200 T CDI (202.194)	OM 611.960	03.98 - 03.01	2151	D	75 kW	892	75
C-CLASS T-Model (S202) C 200 T D (202.180)	OM 604.915	10.96 - 03.01	1997	D	65 kW	889	63
C-CLASS T-Model (S202) C 200 T Kompressor (202.082)	M 111.944	11.96 - 03.01	1998	B	141 kW	900	114
C-CLASS T-Model (S202) C 200 T Kompressor (202.087)	M 111.956	09.00 - 03.01	1998	B	120 kW	900	114
C-CLASS T-Model (S202) C 220 T CDI (202.193)	OM 611.960	09.97 - 03.01	2151	D	92 kW	892	75
C-CLASS T-Model (S202) C 220 T D (202.182)	OM 604.910	06.96 - 12.00	2155	D	70 kW	898	106
C-CLASS T-Model (S202) C 220 T D (202.182)	OM 604.910	06.96 - 03.01	2155	D	55 kW	898	106
C-CLASS T-Model (S202) C 230 T (202.083)	M 111.974	06.96 - 08.98	2295	B	110 kW	901	118
C-CLASS T-Model (S202) C 230 T Kompressor (202.085)	M 111.975	06.97 - 02.01	2295	B	142 kW	901	118
C-CLASS T-Model (S202) C 240 T (202.086)	M 112.910	06.97 - 03.01	2398	B	125 kW	886	44
C-CLASS T-Model (S202) C 240 T (202.088)	M 112.915	09.00 - 03.01	2597	B	125 kW	900	115
C-CLASS T-Model (S202) C 250 T Turbo-D (202.188)	OM 605.960	06.96 - 03.01	2497	D	110 kW	890	65
C-CLASS T-Model (S202) C 280 T (202.089)	M 112.920	06.97 - 03.01	2799	B	145 kW	900	115
C-CLASS T-Model (S202) C 43 AMG (202.093)	M 113.944	08.97 - 03.01	4266	B	225 kW	900	115
C-CLASS T-Model (S203) C 180 (203.235)	M 111.951	03.01 - 05.02	1998	B	95 kW	900	114
C-CLASS T-Model (S203) C 180 Kompressor (203.246)	M 271.946	05.02 - 08.07	1796	B	105 kW	882	25
C-CLASS T-Model (S203) C 200 CDI (203.204)	OM 611.962	03.01 - 08.07	2148	D	85 kW	892	76
C-CLASS T-Model (S203) C 200 CDI (203.204)	OM 611.962	03.01 - 08.07	2148	D	75 kW	892	76
C-CLASS T-Model (S203) C 200 CDI (203.207)	OM 646.962	04.03 - 08.07	2148	D	90 kW	893	85
C-CLASS T-Model (S203) C 200 CDI (203.207)	OM 646.963	04.03 - 08.07	2148	D	90 kW	893	85
C-CLASS T-Model (S203) C 200 CGI Kompressor (203.243)	M 271.942	07.03 - 08.07	1796	B	125 kW	882	26
C-CLASS T-Model (S203) C 200 Kompressor (203.242)	M 271.940	05.02 - 08.07	1796	B	120 kW	882	25
C-CLASS T-Model (S203) C 200 Kompressor (203.245)	M 111.955	03.01 - 05.02	1998	B	120 kW	900	114

			<b>ccm</b>		<b>kw</b>		<b>1 POS</b>
C-CLASS T-Model (S203) C 220 CDI (203.206, 203.208)	OM 611.962	03.01 - 08.07	2148	D	105 kW	892	76
C-CLASS T-Model (S203) C 220 CDI (203.208)	OM 646.963	08.06 - 08.07	2148	D	100 kW	893	85
C-CLASS T-Model (S203) C 220 CDI (203.208)	OM 646.963	02.04 - 08.07	2148	D	110 kW	893	85
C-CLASS T-Model (S203) C 230 (203.252)	M 272.920	01.05 - 08.07	2496	B	150 kW	892	73
C-CLASS T-Model (S203) C 230 Kompressor (203.240)	M 271.948	02.04 - 08.07	1796	B	141 kW	882	25
C-CLASS T-Model (S203) C 240 (203.261)	M 112.912	03.01 - 08.07	2597	B	125 kW	900	115
C-CLASS T-Model (S203) C 240 4-matic (203.281)	M 112.916	07.02 - 08.07	2597	B	125 kW	900	115
C-CLASS T-Model (S203) C 270 CDI (203.216)	OM 612.962	03.01 - 08.07	2685	D	125 kW	893	80
C-CLASS T-Model (S203) C 270 CDI (203.216)	OM 612.962	03.01 - 08.07	2685	D	120 kW	893	80
C-CLASS T-Model (S203) C 280 (203.254)	M 272.940	01.05 - 08.07	2996	B	170 kW	892	73
C-CLASS T-Model (S203) C 280 4-matic (203.292)	M 272.941	01.05 - 08.07	2996	B	170 kW	892	73
C-CLASS T-Model (S203) C 30 CDI AMG (203.218)	OM 612.990	01.03 - 08.07	2950	D	170 kW	893	81
C-CLASS T-Model (S203) C 32 AMG Kompressor (203.265)	M 112.961	03.01 - 08.07	3199	B	260 kW	900	115
C-CLASS T-Model (S203) C 320 (203.264)	M 112.946	03.01 - 08.07	3199	B	160 kW	900	115
C-CLASS T-Model (S203) C 320 4-matic (203.284)	M 112.953	07.02 - 08.07	3199	B	160 kW	900	115
C-CLASS T-Model (S203) C 320 CDI (203.220)	OM 642.910	06.05 - 08.07	2987	D	165 kW	884	36
C-CLASS T-Model (S203) C 350 (203.256)	M 272.960	01.05 - 08.07	3498	B	200 kW	903	131
C-CLASS T-Model (S203) C 350 4-matic (203.287)	M 272.970	01.05 - 08.07	3498	B	200 kW	903	131
C-CLASS T-Model (S203) C 55 AMG (203.276)	M 113.988	02.04 - 08.07	5439	B	270 kW	907	151
C-CLASS T-Model (S204) C 180 (204.231)	M 274.910	02.12 - 08.14	1595	B	115 kW	884	34
C-CLASS T-Model (S204) C 180 CDI (204.200)	OM 651.913	04.10 - 08.14	2143	D	88 kW	885	40
C-CLASS T-Model (S204) C 180 CGI (204.249)	M 271.820	11.09 - 08.14	1796	B	115 kW	882	22
C-CLASS T-Model (S204) C 180 Kompressor (204.245)	M 271.910	01.08 - 08.14	1597	B	115 kW	882	23
C-CLASS T-Model (S204) C 180 Kompressor (204.246)	M 271.952	08.07 - 08.14	1796	B	115 kW	882	23
C-CLASS T-Model (S204) C 200 CDI (204.201)	OM 651.913	08.10 - 08.14	2143	D	100 kW	885	40
C-CLASS T-Model (S204) C 200 CDI (204.207)	OM 646.811	08.07 - 12.09	2148	D	100 kW	893	84
C-CLASS T-Model (S204) C 200 CGI (204.248)	M 271.820	08.07 - 08.14	1796	B	135 kW	882	22
C-CLASS T-Model (S204) C 200 CGI (204.248)	M 271.860	08.07 - 08.14	1796	B	135 kW	882	22
C-CLASS T-Model (S204) C 200 Kompressor (204.241)	M 271.950	08.07 - 08.14	1796	B	135 kW	882	23
C-CLASS T-Model (S204) C 220 CDI (204.202)	OM 651.911	12.08 - 08.14	2143	D	125 kW	885	40
C-CLASS T-Model (S204) C 220 CDI (204.202)	OM 651.911	12.08 - 08.14	2143	D	120 kW	885	40
C-CLASS T-Model (S204) C 220 CDI (204.208)	OM 646.811	08.07 - 11.08	2148	D	125 kW	893	84
C-CLASS T-Model (S204) C 220 CDI (204.208)	OM 646.811	08.07 - 11.08	2148	D	120 kW	893	84
C-CLASS T-Model (S204) C 220 CDI 4-matic (204.284)	OM 651.912	02.13 - 08.14	2143	D	125 kW	885	40
C-CLASS T-Model (S204) C 230 (204.252)	M 272.921	08.07 - 08.14	2496	B	150 kW	892	73
C-CLASS T-Model (S204) C 250 (204.252)	M 272.921	02.08 - 12.12	2496	B	150 kW	892	73
C-CLASS T-Model (S204) C 250 CDI (204.203)	OM 651.911	01.09 - 08.14	2143	D	150 kW	885	40
C-CLASS T-Model (S204) C 250 CDI 4-matic (204.282)	OM 651.912	04.10 - 08.14	2143	D	150 kW	885	40
C-CLASS T-Model (S204) C 250 CGI (204.247)	M 271.860	05.09 - 08.14	1796	B	150 kW	882	22
C-CLASS T-Model (S204) C 250	M 274.920	03.14 - 08.14	1991	B	155 kW	884	34
C-CLASS T-Model (S204) C 280 (204.254)	M 272.947	08.07 - 08.14	2996	B	170 kW	892	73
C-CLASS T-Model (S204) C 300 (204.254)	M 272.947	08.07 - 08.14	2996	B	170 kW	892	73
C-CLASS T-Model (S204) C 300 CDI 4-matic (204.292)	OM 642.832	06.11 - 08.14	2987	D	170 kW	884	36
C-CLASS T-Model (S204) C 320 CDI (204.222)	OM 642.960	08.07 - 08.14	2987	D	165 kW	884	36
C-CLASS T-Model (S204) C 320 CDI 4-matic (204.289)	OM 642.961	08.07 - 12.11	2987	D	165 kW	884	36
C-CLASS T-Model (S204) C 350 (204.256)	M 272.961	08.07 - 08.14	3498	B	200 kW	903	131
C-CLASS T-Model (S204) C 350 CDI (204.223)	OM 642.834	06.11 - 08.14	2987	D	195 kW	884	36
C-CLASS T-Model (S204) C 350 CDI (204.225)	OM 642.830	10.09 - 08.14	2987	D	170 kW	884	36
C-CLASS T-Model (S204) C 350 CDI (204.225)	OM 642.830	08.07 - 08.14	2987	D	165 kW	884	36
C-CLASS T-Model (S204) C 350 CDI 4-matic (204.289)	OM 642.961	08.07 - 12.11	2987	D	165 kW	884	36
C-CLASS T-Model (S204) C 350 CDI 4-matic (204.292)	OM 642.832	10.09 - 08.14	2987	D	170 kW	884	36
C-CLASS T-Model (S204) C 350 CGI (204.257)	M 276.957	06.11 - 08.14	3498	B	225 kW	904	136
C-CLASS T-Model (S204) C 63 AMG (204.277)	M 156.985	01.12 - 08.14	6208	B	358 kW	936	249
C-CLASS T-Model (S204) C 63 AMG (204.277)	M 156.985	08.07 - 08.14	6208	B	336 kW	936	249
C-CLASS T-Model (S204) C 63 AMG	M 156.985	06.13 - 08.14	6208	B	373 kW	936	249
C-CLASS T-Model (S204) C 63 AMG	M 156.985	07.10 - 08.11	6208	B	383 kW	936	249
C-CLASS T-Model (S205) AMG C 43 4-matic (205.264)	M 276.823	04.16 - 05.18	2996	B	270 kW	892	73
C-CLASS T-Model (S205) AMG C 43 4-matic (205.264)	M 276.823	05.18	2996	B	287 kW	892	73
C-CLASS T-Model (S205) AMG C 63 (205.286)	M 177.980	10.15	3982	B	350 kW	883	31
C-CLASS T-Model (S205) AMG C 63 S (205.287)	M 177.980	10.15	3982	B	375 kW	883	31
C-CLASS T-Model (S205) C 160 (205.244)	M 270.910	04.15	1595	B	95 kW	883	32
C-CLASS T-Model (S205) C 160 (205.244)	M 274.910	04.15	1595	B	95 kW	884	34








# MERCEDES-BENZ

C-CLASS T-Model (S205) C 160 (205.275)	M 264.915	06.19	1497	B	95 kW	881	16
C-CLASS T-Model (S205) C 180 (205.240)	M 274.910	09.14	1595	B	115 kW	884	34
C-CLASS T-Model (S205) C 180 (205.276)	M 264.915	06.19	1497	B	115 kW	881	16
C-CLASS T-Model (S205) C 180 BlueTEC / d (205.236)	OM 626.951	09.14 - 05.18	1598	D	85 kW	880	13
C-CLASS T-Model (S205) C 180 Flex (205.240)	M 270.910	06.15 - 12.17	1595	B/E	115 kW	883	32
C-CLASS T-Model (S205) C 180 Flex (205.240)	M 274.910	06.15 - 12.17	1595	B/E	115 kW	884	34
C-CLASS T-Model (S205) C 180 d (205.200)	OM 654.916	05.18	1598	D	90 kW	880	10
C-CLASS T-Model (S205) C 200 (205.242)	M 274.920	09.14 - 05.18	1991	B	135 kW	884	34
C-CLASS T-Model (S205) C 200 (205.280)	M 264.920	06.18	1991	B	150 kW	883	32
C-CLASS T-Model (S205) C 200 4-matic (205.243)	M 274.920	04.15 - 05.18	1991	B	135 kW	884	34
C-CLASS T-Model (S205) C 200 BlueTEC / d (205.237)	OM 626.951	09.14 - 05.18	1598	D	100 kW	880	13
C-CLASS T-Model (S205) C 200 EQ Boost (205.277)	M 264.915	04.18	1497	B/E	135 kW	881	16
C-CLASS T-Model (S205) C 200 EQ Boost 4-matic (205.278)	M 264.915	04.18	1497	B/E	135 kW	881	16
C-CLASS T-Model (S205) C 200 d (205.201)	OM 654.916	05.18	1598	D	118 kW	880	10
C-CLASS T-Model (S205) C 200 d (205.207)	OM 651.921	10.15 - 05.18	2143	D	100 kW	885	41
C-CLASS T-Model (S205) C 200 d (205.211)	OM 654.916	05.18	1598	D	110 kW	880	10
C-CLASS T-Model (S205) C 200 d (205.211)	OM 654.920	05.18	1950	D	110 kW	883	28
C-CLASS T-Model (S205) C 220 BlueTEC / d (205.204)	OM 651.921	09.14 - 05.18	2143	D	125 kW	885	41
C-CLASS T-Model (S205) C 220 BlueTEC / d (205.204)	OM 651.921	09.14 - 05.18	2143	D	120 kW	885	41
C-CLASS T-Model (S205) C 220 d (205.214)	OM 654.920	04.18	1950	D	143 kW	883	28
C-CLASS T-Model (S205) C 220 d 4-matic (205.205)	OM 651.921	04.15 - 05.18	2143	D	125 kW	885	41
C-CLASS T-Model (S205) C 220 d 4-matic (205.215)	OM 654.920	05.18	1950	D	143 kW	883	28
C-CLASS T-Model (S205) C 250 (205.245)	M 274.920	09.14 - 05.18	1991	B	155 kW	884	34
C-CLASS T-Model (S205) C 250 BlueTEC / d (205.208)	OM 651.921	09.14 - 05.18	2143	D	150 kW	885	41
C-CLASS T-Model (S205) C 250 BlueTEC / d 4-matic (205.209)	OM 651.921	10.14 - 05.18	2143	D	150 kW	885	41
C-CLASS T-Model (S205) C 300 (205.248)	M 274.920	09.15 - 05.18	1991	B	180 kW	884	34
C-CLASS T-Model (S205) C 300 (205.283)	M 264.920	05.18	1991	B	190 kW	883	32
C-CLASS T-Model (S205) C 300 4-matic (205.284)	M 264.920	05.18	1991	B	190 kW	883	32
C-CLASS T-Model (S205) C 300 BlueTEC Hybrid / h (205.212)	OM 651.921	10.14 - 05.18	2143	D	150 kW	885	41
C-CLASS T-Model (S205) C 300 EQ Boost (205.283)	M 264.920	05.19	1991	E	190 kW	883	32
C-CLASS T-Model (S205) C 300 EQ Boost 4-matic (205.284)	M 264.920	05.19	1991	E	190 kW	883	32
C-CLASS T-Model (S205) C 300 d (205.218)	OM 654.920	06.18	1950	D	180 kW	883	28
C-CLASS T-Model (S205) C 300 d 4-matic (205.219)	OM 654.920	06.18	1950	D	180 kW	883	28
C-CLASS T-Model (S205) C 300 de (205.213)	OM 654.920	05.19	1950	D/E	225 kW	883	28
C-CLASS T-Model (S205) C 300 e (205.253)	M 274.920	07.19	1991	B	235 kW	884	34
C-CLASS T-Model (S205) C 350 e (205.247)	M 274.920	02.15 - 05.18	1991	B	205 kW	884	34
C-CLASS T-Model (S205) C 400 4-matic (205.266)	M 276.823	10.14	2996	B	245 kW	892	73
C-CLASS T-Model (S205) C 450 AMG 4-matic (205.264)	M 276.823	04.15 - 05.18	2996	B	270 kW	892	73
C-KLASSE 190 (W201) 190 D (201.122)	OM 601.921	09.84 - 12.85	2197	D	54 kW	887	54
CABRIOLET (W111, W112) 280 SE 3.5 (111.025)	M 116.980	04.68 - 12.71	3499	B	147 kW	903	129
CITAN Kasten/Großraumlimousine (W415) 108 CDI (415.601, 415.603)	OM 607.951 (K9K)	11.12 - 08.21	1461	D	55 kW	880	8
CITAN Kasten/Großraumlimousine (W415) 108 CDI (415.603)	OM 608.915 (K9K)	05.19 - 08.21	1461	D	59 kW	880	9
CITAN Kasten/Großraumlimousine (W415) 109 CDI (415.601, 415.603, 415.605)	OM 607.951 (K9K)	11.12 - 08.21	1461	D	66 kW	880	8
CITAN Kasten/Großraumlimousine (W415) 109 CDI (415.603, 415.605)	OM 608.915 (K9K)	05.19 - 08.21	1461	D	70 kW	880	9
CITAN Kasten/Großraumlimousine (W415) 111 CDI (415.603, 415.605)	OM 607.951 (K9K)	06.13 - 08.21	1461	D	81 kW	880	8
CITAN Kasten/Großraumlimousine (W415) 111 CDI (415.603, 415.605)	OM 608.915 (K9K)	05.19 - 08.21	1461	D	85 kW	880	9
CITAN Kasten/Großraumlimousine (W415) 112 (415.603)	M 200.711	06.13 - 08.21	1197	B	84 kW	879	5
CITAN Kasten/Großraumlimousine (W420) 1.5 108 CDI (420.613)	OM 608.915 (K9K)	09.21	1461	D	55 kW	880	9
CITAN Kasten/Großraumlimousine (W420) 1.5 110 CDI (420.623, 420.625)	OM 608.915 (K9K)	09.21	1461	D	70 kW	880	9
CITAN Kasten/Großraumlimousine (W420) 1.5 112 CDI (420.633, 420.635)	OM 608.915 (K9K)	09.21	1461	D	85 kW	880	9
CITAN Mixto (Double Cabin) (W415) 109 CDI (415.603, 415.605)	OM 607.951 (K9K)	11.12 - 08.21	1461	D	66 kW	880	8
CITAN Mixto (Double Cabin) (W415) 111 CDI (415.603, 415.605)	OM 607.951 (K9K)	06.13 - 08.21	1461	D	81 kW	880	8
CITAN Tourer (W415) 108 CDI (415.703)	OM 607.951 (K9K)	11.12 - 08.21	1461	D	55 kW	880	8
CITAN Tourer (W415) 108 CDI (415.703)	OM 608.915 (K9K)	02.19 - 08.21	1461	D	59 kW	880	9
CITAN Tourer (W415) 109 CDI (415.703)	OM 607.951 (K9K)	11.12 - 08.21	1461	D	66 kW	880	8
CITAN Tourer (W415) 109 CDI (415.703)	OM 608.915 (K9K)	02.19 - 08.21	1461	D	70 kW	880	9
CITAN Tourer (W415) 111 CDI (415.703)	OM 608.915 (K9K)	02.19 - 08.21	1461	D	85 kW	880	9
CITAN Tourer (W415) 111 CDI (415.703, 415.705)	OM 607.951 (K9K)	06.13 - 08.21	1461	D	81 kW	880	8
CITAN Tourer (W415) 112 (415.703)	M 200.711	06.13 - 08.21	1197	B	84 kW	879	5
CITAN Tourer (W420) 108 CDI (420.713)	OM 608.915 (K9K)	09.21	1461	D	55 kW	880	9
CITAN Tourer (W420) 110 CDI (420.723)	OM 608.915 (K9K)	09.21	1461	D	70 kW	880	9
CITAN Tourer (W420) 112 CDI (420.733)	OM 608.915 (K9K)	09.21	1461	D	85 kW	880	9

# MERCEDES-BENZ



			<b>ccm</b>		<b>kw</b>		<b>1 POS</b>
CLA (C118) AMG CLA 35 4-matic (118.351)	M 260.920	04.19	1991	B	225 kW	883	32
CLA (C118) AMG CLA 45 4-matic+ (118.353)	M 139.980	07.19	1991	B	285 kW	883	31
CLA (C118) AMG CLA 45 S 4-matic+ (118.354)	M 139.980	07.19	1991	B	310 kW	883	31
CLA (C118) CLA 180 d (118.303)	OM 608.915 (K9K)	03.19	1461	D	85 kW	880	9
CLA (C118) CLA 180 d (118.310)	OM 654.920	10.20	1950	D	85 kW	883	28
CLA (C118) CLA 200 d (118.312)	OM 654.920	04.19	1950	D	110 kW	883	28
CLA (C118) CLA 200 d 4-matic (118.313)	OM 654.920	04.19	1950	D	110 kW	883	28
CLA (C118) CLA 220 (118.344)	M 260.920	03.19	1991	B	140 kW	883	32
CLA (C118) CLA 220 4-matic (118.345)	M 260.920	03.19	1991	B	140 kW	883	32
CLA (C118) CLA 220 d (118.314)	OM 654.920	04.19	1950	D	140 kW	883	28
CLA (C118) CLA 220 d 4-matic (118.315)	OM 654.920	07.20	1950	D	140 kW	883	28
CLA (C118) CLA 250 (118.346)	M 260.920	03.19	1991	B	165 kW	883	32
CLA (C118) CLA 250 4-matic (118.347)	M 260.920	03.19	1991	B	165 kW	883	32
CLA Coupe (C117) AMG CLA 45 4-matic (117.352)	M 133.980	07.15 - 03.19	1991	B	280 kW	883	31
CLA Coupe (C117) CLA 180 (117.342)	M 270.910	01.13 - 03.19	1595	B	90 kW	883	32
CLA Coupe (C117) CLA 180 CDI / d (117.312)	OM 607.951 (K9K)	10.13 - 05.18	1461	D	80 kW	880	8
CLA Coupe (C117) CLA 200 (117.343)	M 270.910	01.13 - 03.19	1595	B	115 kW	883	32
CLA Coupe (C117) CLA 200 (117.343)	M 270.910	07.18 - 03.19	1595	B	110 kW	883	32
CLA Coupe (C117) CLA 200 CDI (117.301)	OM 651.901	06.13 - 08.14	1796	D	100 kW	885	39
CLA Coupe (C117) CLA 200 CDI / d (117.308)	OM 651.930	07.14 - 03.19	2143	D	100 kW	885	41
CLA Coupe (C117) CLA 200 CDI / d 4-matic (117.302)	OM 651.930	07.14 - 03.19	2143	D	100 kW	885	41
CLA Coupe (C117) CLA 200 Flex	M 270.910	01.13 - 03.19	1595	B/E	115 kW	883	32
CLA Coupe (C117) CLA 200	M 270.920	08.15 - 03.19	1991	B	135 kW	883	32
CLA Coupe (C117) CLA 220 (117.345)	M 270.920	04.16 - 03.19	1991	B	135 kW	883	32
CLA Coupe (C117) CLA 220 4-matic (117.347)	M 270.920	01.15 - 03.19	1991	B	135 kW	883	32
CLA Coupe (C117) CLA 220 CDI / d (117.303)	OM 651.930	01.13 - 03.19	2143	D	125 kW	885	41
CLA Coupe (C117) CLA 220 CDI / d (117.303)	OM 651.930	01.13 - 03.19	2143	D	120 kW	885	41
CLA Coupe (C117) CLA 220 CDI / d (117.303)	OM 651.930	09.14 - 03.19	2143	D	130 kW	885	41
CLA Coupe (C117) CLA 220 CDI / d 4-matic (117.305)	OM 651.930	08.14 - 03.19	2143	D	120 kW	885	41
CLA Coupe (C117) CLA 220 CDI / d 4-matic (117.305)	OM 651.930	09.14 - 03.19	2143	D	130 kW	885	41
CLA Coupe (C117) CLA 220 CDI 4-matic (117.305)	OM 651.930	07.14 - 03.19	2143	D	125 kW	885	41
CLA Coupe (C117) CLA 250 (117.344)	M 270.920	01.13 - 03.19	1991	B	155 kW	883	32
CLA Coupe (C117) CLA 250 (117.350)	M 270.920	07.15 - 03.19	1991	B	160 kW	883	32
CLA Coupe (C117) CLA 250 4-matic (117.346)	M 270.920	07.13 - 03.19	1991	B	155 kW	883	32
CLA Coupe (C117) CLA 250 4-matic (117.351)	M 270.920	07.15 - 03.19	1991	B	160 kW	883	32
CLA Coupe (C117) CLA 45 AMG 4-matic (117.352)	M 133.980	07.13 - 03.19	1991	B	265 kW	883	31
CLA Shooting Brake (X117) AMG CLA 45 4-matic (117.952)	M 133.980	07.15 - 03.19	1991	B	280 kW	883	31
CLA Shooting Brake (X117) CLA 180 (117.942)	M 270.910	01.15 - 03.19	1595	B	90 kW	883	32
CLA Shooting Brake (X117) CLA 180 d (117.912)	OM 607.951 (K9K)	07.15 - 05.18	1461	D	80 kW	880	8
CLA Shooting Brake (X117) CLA 200 (117.943)	M 270.910	01.15 - 03.19	1595	B	115 kW	883	32
CLA Shooting Brake (X117) CLA 200 CDI / d (117.908)	OM 651.930	01.15 - 03.19	2143	D	100 kW	885	41
CLA Shooting Brake (X117) CLA 200 CDI / d 4-matic (117.902)	OM 651.930	01.15 - 03.19	2143	D	100 kW	885	41
CLA Shooting Brake (X117) CLA 220 4-matic (117.947)	M 270.920	04.16 - 03.19	1991	B	135 kW	883	32
CLA Shooting Brake (X117) CLA 220 CDI / d (117.903)	OM 651.930	01.15 - 03.19	2143	D	130 kW	885	41
CLA Shooting Brake (X117) CLA 220 CDI / d (117.903)	OM 651.930	01.15 - 03.19	2143	D	120 kW	885	41
CLA Shooting Brake (X117) CLA 220 CDI / d 4-matic (117.905)	OM 651.930	01.15 - 03.19	2143	D	130 kW	885	41
CLA Shooting Brake (X117) CLA 220 CDI / d 4-matic (117.905)	OM 651.930	09.15 - 03.19	2143	D	120 kW	885	41
CLA Shooting Brake (X117) CLA 220 d (117.903)	OM 651.930	07.18 - 03.19	2143	D	125 kW	885	41
CLA Shooting Brake (X117) CLA 220 d 4-matic (117.905)	OM 651.930	07.18 - 03.19	2143	D	125 kW	885	41
CLA Shooting Brake (X117) CLA 250 (117.944)	M 270.920	01.15 - 03.19	1991	B	155 kW	883	32
CLA Shooting Brake (X117) CLA 250 4-matic (117.946)	M 270.920	01.15 - 03.19	1991	B	155 kW	883	32
CLA Shooting Brake (X117) CLA 250 4-matic (117.951)	M 270.920	07.15 - 03.19	1991	B	160 kW	883	32
CLA Shooting Brake (X117) CLA 45 AMG 4-matic (117.952)	M 133.980	01.15 - 07.15	1991	B	265 kW	883	31
CLA Shooting Brake (X118) AMG CLA 35 4-matic (118.651)	M 260.920	06.19	1991	B	225 kW	883	32
CLA Shooting Brake (X118) AMG CLA 45 4-matic+ (118.653)	M 139.980	07.19	1991	B	285 kW	883	31
CLA Shooting Brake (X118) AMG CLA 45 S 4-matic+ (118.654)	M 139.980	07.19	1991	B	310 kW	883	31
CLA Shooting Brake (X118) CLA 180 d (118.603)	OM 608.915 (K9K)	06.19	1461	D	85 kW	880	9
CLA Shooting Brake (X118) CLA 180 d (118.610)	OM 654.920	10.20	1950	D	85 kW	883	28
CLA Shooting Brake (X118) CLA 200 d (118.612)	OM 654.920	06.19	1950	D	110 kW	883	28
CLA Shooting Brake (X118) CLA 200 d 4-matic (118.613)	OM 654.920	10.19	1950	D	110 kW	883	28
CLA Shooting Brake (X118) CLA 220 (118.644)	M 260.920	06.19	1991	B	140 kW	883	32
CLA Shooting Brake (X118) CLA 220 d (118.614)	OM 654.920	06.19	1950	D	140 kW	883	28










# MERCEDES-BENZ

CLA Shooting Brake (X118) CLA 220 d 4-matic (118.615)	OM 654.920	10.19	1950	D	140 kW	883	28
CLA Shooting Brake (X118) CLA 250 (118.646)	M 260.920	06.19	1991	B	165 kW	883	32
CLA Shooting Brake (X118) CLA 250 4-matic (118.647)	M 260.920	06.19	1991	B	165 kW	883	32
CLC-CLASS (CL203) CLC 160 (203.731)	M 271.911	02.09 - 06.11	1597	B	95 kW	882	24
CLC-CLASS (CL203) CLC 180 Kompressor (203.746)	M 271.946	05.08 - 06.11	1796	B	105 kW	882	25
CLC-CLASS (CL203) CLC 200 CDI (203.707)	OM 646.962	05.08 - 06.11	2148	D	90 kW	893	85
CLC-CLASS (CL203) CLC 200 Kompressor (203.741)	M 271.957	05.08 - 06.11	1796	B	135 kW	882	24
CLC-CLASS (CL203) CLC 220 CDI (203.708)	OM 646.963	05.08 - 06.11	2148	D	110 kW	893	85
CLC-CLASS (CL203) CLC 220 CDI (203.708)	OM 646.963	05.08 - 06.11	2148	D	100 kW	893	85
CLC-CLASS (CL203) CLC 230 (203.752)	M 272.920	05.08 - 06.11	2496	B	150 kW	892	73
CLC-CLASS (CL203) CLC 250	M 272.920	06.09 - 06.11	2496	B	150 kW	892	73
CLC-CLASS (CL203) CLC 350 (203.756)	M 272.960	05.08 - 06.11	3498	B	200 kW	903	131
CLK (C208) CLK 200 (208.335)	M 111.945	06.97 - 06.02	1998	B	100 kW	900	114
CLK (C208) CLK 200 Kompressor (208.344)	M 111.956	06.00 - 06.02	1998	B	120 kW	900	114
CLK (C208) CLK 200 Kompressor (208.345)	M 111.944	06.97 - 06.00	1998	B	141 kW	900	114
CLK (C208) CLK 230 Kompressor (208.347)	M 111.973	06.97 - 09.02	2295	B	142 kW	901	118
CLK (C208) CLK 230 Kompressor (208.347)	M 111.975	06.97 - 09.02	2295	B	142 kW	901	118
CLK (C208) CLK 230 Kompressor (208.348)	M 111.982	06.97 - 06.02	2295	B	145 kW	901	118
CLK (C208) CLK 320 (208.365)	M 112.940	06.97 - 09.02	3199	B	160 kW	900	115
CLK (C208) CLK 430 (208.370)	M 113.943	07.98 - 12.03	4266	B	205 kW	900	115
CLK (C208) CLK 55 AMG (208.374)	M 113.981	08.99 - 06.02	5439	B	255 kW	907	151
CLK (C208) CLK 55 AMG (208.374)	M 113.984	08.99 - 06.02	5439	B	255 kW	907	151
CLK (C208) CLK 55 AMG (208.374)	M 113.984	10.98 - 07.02	5439	B	260 kW	907	151
CLK (C208) CLK 55 AMG (208.374)	M 113.984	09.00 - 12.03	5439	B	255 kW	907	151
CLK (C209) CLK 200 CGI (209.343)	M 271.942	07.03 - 05.09	1796	B	125 kW	882	26
CLK (C209) CLK 200 Kompressor (209.341)	M 271.955	10.06 - 05.09	1796	B	135 kW	882	25
CLK (C209) CLK 200 Kompressor (209.342)	M 271.940	09.02 - 05.09	1796	B	120 kW	882	25
CLK (C209) CLK 220 CDI (209.308)	OM 646.966	01.05 - 05.09	2148	D	110 kW	893	85
CLK (C209) CLK 220 CDI (209.308)	OM 646.966	01.05 - 05.09	2148	D	100 kW	893	85
CLK (C209) CLK 240 (209.361)	M 112.912	06.02 - 05.09	2597	B	125 kW	900	115
CLK (C209) CLK 240 (209.361)	M 112.912	06.02 - 05.09	2597	B	120 kW	900	115
CLK (C209) CLK 270 CDI (209.316)	OM 612.962	10.02 - 05.09	2685	D	125 kW	893	80
CLK (C209) CLK 270 CDI (209.316)	OM 612.967	10.02 - 05.09	2685	D	125 kW	893	80
CLK (C209) CLK 270 CDI (209.316)	OM 612.967	02.03 - 06.05	2685	D	120 kW	893	80
CLK (C209) CLK 280 (209.354)	M 272.940	01.05 - 03.10	2996	B	170 kW	892	73
CLK (C209) CLK 320 (209.365)	M 112.955	06.02 - 05.09	3199	B	160 kW	900	115
CLK (C209) CLK 320 CDI (209.320)	OM 642.910	01.05 - 05.09	2987	D	165 kW	884	36
CLK (C209) CLK 350 (209.356)	M 272.960	01.05 - 03.10	3498	B	200 kW	903	131
CLK (C209) CLK 500 (209.372)	M 273.967	06.06 - 03.10	5461	B	285 kW	932	229
CLK (C209) CLK 500 (209.375)	M 113.968	05.02 - 05.09	4966	B	225 kW	907	151
CLK (C209) CLK 500 (209.375)	M 113.968	09.02 - 12.05	4966	B	215 kW	907	151
CLK (C209) CLK 55 AMG (209.376)	M 113.987	06.02 - 05.09	5439	B	270 kW	907	151
CLK (C209) CLK 55 AMG (209.376)	M 113.987	09.02 - 12.05	5439	B	260 kW	907	151
CLK (C209) CLK 63 AMG (209.377)	M 156.982	04.06 - 03.10	6208	B	354 kW	936	249
CLK (C209) CLK 63 AMG (209.377)	M 156.982	05.07 - 05.09	6208	B	373 kW	936	249
CLK Cabriolet (A208) CLK 200 (208.435)	M 111.941	03.98 - 03.02	1998	B	100 kW	900	112
CLK Cabriolet (A208) CLK 200 (208.435)	M 111.945	03.98 - 03.02	1998	B	100 kW	900	114
CLK Cabriolet (A208) CLK 200 Kompressor (208.444)	M 111.956	06.00 - 03.02	1998	B	120 kW	900	114
CLK Cabriolet (A208) CLK 200 Kompressor (208.445)	M 111.944	03.98 - 06.00	1998	B	141 kW	900	114
CLK Cabriolet (A208) CLK 230 Kompressor (208.447)	M 111.973	03.98 - 06.00	2295	B	142 kW	901	118
CLK Cabriolet (A208) CLK 230 Kompressor (208.447)	M 111.975	03.98 - 06.00	2295	B	142 kW	901	118
CLK Cabriolet (A208) CLK 230 Kompressor (208.448)	M 111.982	03.98 - 03.02	2295	B	145 kW	901	118
CLK Cabriolet (A208) CLK 320 (208.465)	M 112.940	03.98 - 03.02	3199	B	160 kW	900	115
CLK Cabriolet (A208) CLK 430 (208.470)	M 113.943	09.98 - 03.02	4266	B	205 kW	900	115
CLK Cabriolet (A208) CLK 55 AMG (208.474)	M 113.981	01.00 - 03.02	5439	B	255 kW	907	151
CLK Cabriolet (A208) CLK 55 AMG (208.474)	M 113.981	09.01 - 03.02	5439	B	255 kW	907	151
CLK Cabriolet (A208) CLK 55 AMG (208.474)	M 113.984	01.00 - 03.02	5439	B	255 kW	907	151
CLK Cabriolet (A208) CLK 55 AMG (208.474)	M 113.984	09.01 - 03.02	5439	B	255 kW	907	151
CLK Cabriolet (A209) CLK 200 CGI (209.343)	M 271.942	07.03 - 03.10	1796	B	125 kW	882	26
CLK Cabriolet (A209) CLK 200 Kompressor (209.441)	M 271.955	10.06 - 03.10	1796	B	135 kW	882	25
CLK Cabriolet (A209) CLK 200 Kompressor (209.442)	M 271.940	02.03 - 03.10	1796	B	120 kW	882	25
CLK Cabriolet (A209) CLK 240 (209.461)	M 112.912	02.03 - 03.10	2597	B	125 kW	900	115








			<b>ccm</b>		<b>kw</b>		<b>1</b> <b>POS</b>
CLK Cabriolet (A209) CLK 280 (209.454)	M 272.940	01.05 - 03.10	2996	B	170 kW	892	73
CLK Cabriolet (A209) CLK 320 (209.465)	M 112.955	02.03 - 03.10	3199	B	160 kW	900	115
CLK Cabriolet (A209) CLK 320 CDI (209.420)	OM 642.910	03.05 - 03.10	2987	D	165 kW	884	36
CLK Cabriolet (A209) CLK 350 (209.456)	M 272.960	01.05 - 03.10	3498	B	200 kW	903	131
CLK Cabriolet (A209) CLK 500 (204.975)	M 113.968	09.03 - 12.05	4966	B	215 kW	907	151
CLK Cabriolet (A209) CLK 500 (209.472)	M 273.967	06.06 - 03.10	5461	B	285 kW	932	229
CLK Cabriolet (A209) CLK 500 (209.475)	M 113.968	02.03 - 03.10	4966	B	225 kW	907	151
CLK Cabriolet (A209) CLK 55 AMG (209.476)	M 113.987	06.02 - 03.10	5439	B	270 kW	907	151
CLK Cabriolet (A209) CLK 55 AMG (209.476)	M 113.987	09.03 - 12.05	5439	B	260 kW	907	151
CLK Cabriolet (A209) CLK 63 AMG (209.477)	M 156.982	04.06 - 03.10	6208	B	354 kW	936	249
CLK Cabriolet (A209) CLK 63 AMG (209.477)	M 156.982	09.06 - 12.09	6208	B	354 kW	936	249
CLS (C218) CLS 220 BlueTEC / d (218.301)	OM 651.924	05.14 - 12.17	2143	D	120 kW	885	40
CLS (C218) CLS 220 BlueTEC / d (218.301)	OM 651.924	05.14 - 12.17	2143	D	125 kW	885	40
CLS (C218) CLS 220 BlueTEC / d (218.301)	OM 651.924	05.14 - 12.17	2143	D	130 kW	885	40
CLS (C218) CLS 250 BlueTEC / d 4-matic (218.397)	OM 651.924	05.14 - 12.17	2143	D	150 kW	885	40
CLS (C218) CLS 250 CDI / BlueTEC / d (218.303, 218.304)	OM 651.924	04.11 - 12.17	2143	D	150 kW	885	40
CLS (C218) CLS 260 (218.336)	M 274.920	01.15 - 12.17	1991	B	155 kW	884	34
CLS (C218) CLS 300 (218.355)	M 276.952	10.11 - 05.14	3498	B	185 kW	904	136
CLS (C218) CLS 300 (218.355)	M 276.957	10.11 - 05.14	3498	B	185 kW	904	136
CLS (C218) CLS 320 (218.362)	M 276.820	01.15 - 12.17	2996	B	200 kW	892	73
CLS (C218) CLS 350 (218.359)	M 276.952	01.11 - 08.14	3498	B	225 kW	904	136
CLS (C218) CLS 350 BlueTEC / d (218.326)	OM 642.852	02.13 - 12.17	2987	D	185 kW	884	36
CLS (C218) CLS 350 BlueTEC / d (218.326)	OM 642.852	06.14 - 12.17	2987	D	190 kW	884	36
CLS (C218) CLS 350 BlueTEC / d (218.326)	OM 642.853	02.13 - 12.17	2987	D	185 kW	884	36
CLS (C218) CLS 350 BlueTEC / d (218.326)	OM 642.853	06.14 - 12.17	2987	D	190 kW	884	36
CLS (C218) CLS 350 BlueTEC / d 4-matic (218.394)	OM 642.854	02.13 - 12.17	2987	D	185 kW	884	36
CLS (C218) CLS 350 BlueTEC / d 4-matic (218.394)	OM 642.858	02.13 - 12.17	2987	D	185 kW	884	36
CLS (C218) CLS 350 CDI / d (218.323)	OM 642.852	01.11 - 08.14	2987	D	195 kW	884	36
CLS (C218) CLS 350 CDI / d (218.323)	OM 642.853	01.11 - 08.14	2987	D	195 kW	884	36
CLS (C218) CLS 350 CDI / d 4-matic (218.393)	OM 642.854	09.11 - 08.14	2987	D	195 kW	884	36
CLS (C218) CLS 350 CDI / d 4-matic (218.393)	OM 642.858	09.11 - 08.14	2987	D	195 kW	884	36
CLS (C218) CLS 350 d 4-matic (218.394)	OM 642.854	04.15 - 12.17	2987	D	190 kW	884	36
CLS (C218) CLS 350 d 4-matic (218.394)	OM 642.858	04.15 - 12.17	2987	D	190 kW	884	36
CLS (C218) CLS 400 (218.361)	M 276.850	07.14 - 12.17	3498	B	245 kW	903	133
CLS (C218) CLS 400 (218.365)	M 276.820	05.14 - 12.17	2996	B	245 kW	892	73
CLS (C218) CLS 400 4-matic (218.367)	M 276.820	05.14 - 12.17	2996	B	245 kW	892	73
CLS (C218) CLS 400 4-matic (218.368)	M 276.850	07.14 - 12.17	3498	B	245 kW	903	133
CLS (C218) CLS 500 (218.373)	M 278.922	02.11 - 12.17	4663	B	300 kW	904	136
CLS (C218) CLS 500 4-matic (218.391)	M 278.922	09.11 - 12.17	4663	B	300 kW	904	136
CLS (C218) CLS 550 4-matic	M 278.922	09.11 - 12.17	4663	B	320 kW	904	136
CLS (C218) CLS 550	M 278.922	09.11 - 12.17	4663	B	320 kW	904	136
CLS (C218) CLS 63 AMG (218.374)	M 157.980	01.11 - 12.17	5461	B	386 kW	932	229
CLS (C218) CLS 63 AMG (218.374)	M 157.980	01.11 - 12.17	5461	B	410 kW	932	229
CLS (C218) CLS 63 AMG (218.374)	M 157.980	09.11 - 12.17	5461	B	399 kW	932	229
CLS (C218) CLS 63 AMG (218.374)	M 157.981	01.11 - 12.17	5461	B	386 kW	932	229
CLS (C218) CLS 63 AMG (218.374)	M 157.981	01.11 - 12.17	5461	B	410 kW	932	229
CLS (C218) CLS 63 AMG (218.374)	M 157.981	09.11 - 12.17	5461	B	399 kW	932	229
CLS (C218) CLS 63 AMG (218.375)	M 157.981	02.13 - 12.17	5461	B	430 kW	932	229
CLS (C218) CLS 63 AMG 4-matic (218.376)	M 157.981	02.13 - 12.17	5461	B	430 kW	932	229
CLS (C218) CLS 63 AMG 4-matic (218.392)	M 157.981	05.13 - 12.17	5461	B	410 kW	932	229
CLS (C219) CLS 280 (219.354)	M 272.943	07.08 - 12.10	2996	B	170 kW	892	73
CLS (C219) CLS 300 (219.354)	M 272.943	04.09 - 12.10	2996	B	170 kW	892	73
CLS (C219) CLS 320 CDI (219.322)	OM 642.920	01.05 - 12.10	2987	D	165 kW	884	36
CLS (C219) CLS 320 CDI	OM 642.920	01.05 - 12.10	2987	D	155 kW	884	36
CLS (C219) CLS 350 (219.356)	M 272.964	10.04 - 12.10	3498	B	200 kW	903	131
CLS (C219) CLS 350 (219.357)	M 272.985	04.06 - 12.10	3498	B	215 kW	903	133
CLS (C219) CLS 350 CDI (219.322)	OM 642.920	04.09 - 12.10	2987	D	165 kW	884	36
CLS (C219) CLS 350 CDI	OM 642.920	04.09 - 12.10	2987	D	200 kW	884	36
CLS (C219) CLS 500 (219.372)	M 273.960	04.06 - 12.10	5461	B	285 kW	932	229
CLS (C219) CLS 500 (219.375)	M 113.967	10.04 - 12.10	4966	B	225 kW	907	151
CLS (C219) CLS 500	M 113.967	09.05 - 12.06	4966	B	218 kW	907	151
CLS (C219) CLS 55 AMG (219.376)	M 113.990	10.04 - 12.10	5439	B	350 kW	907	151



# MERCEDES-BENZ








CLS (C219) CLS 55 AMG	M 113.990	09.05 - 12.06	5439	B	350 kW	907	151
CLS (C219) CLS 63 AMG (219.377)	M 156.983	04.06 - 02.11	6208	B	378 kW	936	249
CLS (C219) CLS 63 AMG (219.377)	M 156.983	09.06 - 12.10	6208	B	378 kW	936	249
CLS (C257) AMG CLS 53 EQ Boost 4-matic+ (257.361)	M 256.930	05.18	2999	B/E	320 kW	883	31
CLS (C257) CLS 220 d (257.314)	OM 654.920	06.18	1950	D	143 kW	883	28
CLS (C257) CLS 260 (257.380)	M 264.920	01.22	1991	B	145 kW	883	32
CLS (C257) CLS 260 EQ Boost (257.344)	M 264.915	05.20	1497	B	135 kW	881	16
CLS (C257) CLS 300 (257.348)	M 264.920	07.18	1991	B	190 kW	883	32
CLS (C257) CLS 300 d (257.318)	OM 654.920	04.18	1950	D	180 kW	883	28
CLS (C257) CLS 300 d 4-matic (257.319)	OM 654.820	04.21	1992	D/E	195 kW	883	27
CLS (C257) CLS 350 EQ Boost (257.350)	M 264.920	08.18	1991	B/E	220 kW	883	32
CLS (C257) CLS 350 EQ Boost 4-matic (257.351)	M 264.920	06.18	1991	B/E	220 kW	883	32
CLS (C257) CLS 350 d (257.320)	OM 656.929	08.18	2925	D	210 kW	883	28
CLS (C257) CLS 350 d 4-matic (257.321)	OM 656.929	12.17	2925	D	210 kW	883	28
CLS (C257) CLS 350 d 4-matic (257.321)	OM 656.929	12.17	2925	D	183 kW	883	28
CLS (C257) CLS 400 d 4-matic (257.323)	OM 656.929	12.17	2925	D	250 kW	883	28
CLS (C257) CLS 400 d 4-matic (257.323)	OM 656.929	06.20	2925	D	243 kW	883	28
CLS (C257) CLS 450 EQ Boost (257.358)	M 256.930	01.19	2999	B/E	270 kW	883	31
CLS (C257) CLS 450 EQ Boost 4-matic (257.359)	M 256.930	12.17	2999	B/E	270 kW	883	31
CLS Shooting Brake (X218) CLS 220 BlueTEC / d (218.901)	OM 651.924	05.14 - 12.17	2143	D	120 kW	885	40
CLS Shooting Brake (X218) CLS 220 BlueTEC / d (218.901)	OM 651.924	05.14 - 12.17	2143	D	125 kW	885	40
CLS Shooting Brake (X218) CLS 220 BlueTEC / d (218.901)	OM 651.924	05.14 - 12.17	2143	D	130 kW	885	40
CLS Shooting Brake (X218) CLS 250 BlueTEC / d 4-matic (218.997)	OM 651.924	05.14 - 12.17	2143	D	150 kW	885	40
CLS Shooting Brake (X218) CLS 250 CDI / BlueTEC / d (218.903, 218.904)	OM 651.924	10.12 - 12.17	2143	D	150 kW	885	40
CLS Shooting Brake (X218) CLS 350 (218.959)	M 276.952	10.12 - 08.14	3498	B	225 kW	904	136
CLS Shooting Brake (X218) CLS 350 BlueTEC / d (218.926)	OM 642.852	05.14 - 12.17	2987	D	190 kW	884	36
CLS Shooting Brake (X218) CLS 350 BlueTEC / d (218.926)	OM 642.852	05.14 - 12.17	2987	D	185 kW	884	36
CLS Shooting Brake (X218) CLS 350 BlueTEC / d (218.926)	OM 642.853	05.14 - 12.17	2987	D	190 kW	884	36
CLS Shooting Brake (X218) CLS 350 BlueTEC / d (218.926)	OM 642.853	05.14 - 12.17	2987	D	185 kW	884	36
CLS Shooting Brake (X218) CLS 350 BlueTEC / d 4-matic (218.994)	OM 642.854	05.14 - 12.17	2987	D	185 kW	884	36
CLS Shooting Brake (X218) CLS 350 BlueTEC / d 4-matic (218.994)	OM 642.858	05.14 - 12.17	2987	D	185 kW	884	36
CLS Shooting Brake (X218) CLS 350 CDI / d (218.923)	OM 642.852	10.12 - 08.14	2987	D	195 kW	884	36
CLS Shooting Brake (X218) CLS 350 CDI / d (218.923)	OM 642.853	10.12 - 08.14	2987	D	195 kW	884	36
CLS Shooting Brake (X218) CLS 350 CDI / d 4-matic (218.993)	OM 642.853	10.12 - 08.14	2987	D	195 kW	884	36
CLS Shooting Brake (X218) CLS 350 CDI / d 4-matic (218.993)	OM 642.854	10.12 - 08.14	2987	D	195 kW	884	36
CLS Shooting Brake (X218) CLS 350 d 4-matic (218.994)	OM 642.854	04.15 - 12.17	2987	D	190 kW	884	36
CLS Shooting Brake (X218) CLS 350 d 4-matic (218.994)	OM 642.858	04.15 - 12.17	2987	D	190 kW	884	36
CLS Shooting Brake (X218) CLS 400 (218.961)	M 276.850	07.14 - 12.17	3498	B	245 kW	903	133
CLS Shooting Brake (X218) CLS 400 (218.965)	M 276.820	05.14 - 12.17	2996	B	245 kW	892	73
CLS Shooting Brake (X218) CLS 400 4-matic (218.967)	M 276.820	05.14 - 12.17	2996	B	245 kW	892	73
CLS Shooting Brake (X218) CLS 400 4-matic (218.968)	M 276.850	07.14 - 12.17	3498	B	245 kW	903	133
CLS Shooting Brake (X218) CLS 500 (218.973)	M 278.922	10.12 - 12.17	4663	B	300 kW	904	136
CLS Shooting Brake (X218) CLS 500 4-matic (218.991)	M 278.922	10.12 - 12.17	4663	B	300 kW	904	136
CLS Shooting Brake (X218) CLS 63 AMG (218.974)	M 157.981	10.12 - 12.17	5461	B	386 kW	932	229
CLS Shooting Brake (X218) CLS 63 AMG (218.974)	M 157.981	05.13 - 12.17	5461	B	410 kW	932	229
CLS Shooting Brake (X218) CLS 63 AMG (218.975)	M 157.981	02.13 - 12.17	5461	B	430 kW	932	229
CLS Shooting Brake (X218) CLS 63 AMG 4-matic (218.976)	M 157.981	02.13 - 12.17	5461	B	430 kW	932	229
CLS Shooting Brake (X218) CLS 63 AMG 4-matic (218.992)	M 157.981	05.13 - 12.17	5461	B	410 kW	932	229
COUPE (W111, W112) 250 SE (111.021)	M 129.980	01.65 - 12.67	2496	B	110 kW	881	20
COUPE (W111, W112) 250 SE (111.021)	M 129.981	01.65 - 12.67	2496	B	110 kW	881	20
COUPE (W111, W112) 280 SE (111.024)	M 130.980	01.67 - 12.71	2780	B	118 kW	887	52
COUPE (W111, W112) 280 SE (111.024)	M 130.984	01.67 - 12.71	2778	B	118 kW	887	52
COUPE (W111, W112) 280 SE 3.5 (111.026)	M 116.980	01.69 - 12.71	3499	B	147 kW	903	129
E-CLASS (W124) E 200 (124.019)	M 111.940	06.93 - 07.95	1998	B	100 kW	900	112
E-CLASS (W124) E 200 D (124.120)	OM 601.912	06.93 - 12.95	1997	D	55 kW	887	54
E-CLASS (W124) E 220 (124.022)	M 111.960	06.93 - 06.95	2199	B	110 kW	900	112
E-CLASS (W124) E 250 D (124.126, 124.129)	OM 605.911	07.93 - 06.95	2497	D	83 kW	890	65
E-CLASS (W124) E 250 Turbo-D (124.128)	OM 602.962	02.93 - 06.96	2497	D	93 kW	888	58
E-CLASS (W124) E 280 (124.028)	M 104.942	06.93 - 06.95	2799	B	145 kW	900	112
E-CLASS (W124) E 280 (124.029)	M 104.942	06.93 - 06.95	2799	B	142 kW	900	112
E-CLASS (W124) E 300 4-matic (124.230)	M 103.985	06.93 - 06.95	2960	B	132 kW	894	88
E-CLASS (W124) E 300 D (124.131)	OM 606.910	07.93 - 06.95	2996	D	100 kW	890	65






			<b>ccm</b>		<b>kw</b>		<b>1 POS</b>
E-CLASS (W124) E 300 Turbo-D (124.133)	OM 603.960	06.93 - 06.95	2996	D	108 kW	889	61
E-CLASS (W124) E 300 Turbo-D 4-matic (124.333)	OM 603.963	06.93 - 06.95	2996	D	108 kW	889	61
E-CLASS (W124) E 320 (124.032)	M 104.992	06.93 - 06.95	3199	B	162 kW	900	112
E-CLASS (W124) E 36 AMG	M 104.992 (AMG 3.6)	07.94 - 01.95	3606	B	200 kW	902	123
E-CLASS (W124) E 420 (124.034)	M 119.975	06.93 - 12.95	4196	B	205 kW	903	130
E-CLASS (W124) E 420 (124.034)	M 119.985	06.93 - 12.95	4196	B	205 kW	903	130
E-CLASS (W124) E 500 (124.036)	M 119.974	06.93 - 06.95	4973	B	235 kW	907	148
E-CLASS (W124) E 500 (124.036)	M 119.974	07.93 - 10.94	4973	B	240 kW	907	148
E-CLASS (W124) E 60 AMG (124.036)	M 119.974 (AMG 6.0)	05.94 - 06.95	5956	B	280 kW	932	230
E-CLASS (W210) E 200 (210.035)	M 111.942	06.95 - 02.01	1998	B	100 kW	900	114
E-CLASS (W210) E 200 CDI (210.007)	OM 611.961	06.98 - 03.02	2148	D	75 kW	892	75
E-CLASS (W210) E 200 CDI (210.007)	OM 611.961	07.99 - 03.02	2148	D	85 kW	892	75
E-CLASS (W210) E 200 D (210.003)	OM 604.917	01.96 - 03.02	1997	D	65 kW	889	64
E-CLASS (W210) E 200 Kompressor (210.045)	M 111.947	06.97 - 03.02	1998	B	137 kW	900	114
E-CLASS (W210) E 200 Kompressor (210.048)	M 111.957	08.00 - 03.02	1998	B	120 kW	900	114
E-CLASS (W210) E 220 CDI (210.006)	OM 611.961	04.97 - 12.00	2148	D	92 kW	892	75
E-CLASS (W210) E 220 CDI (210.006)	OM 611.961	07.99 - 03.02	2148	D	105 kW	892	75
E-CLASS (W210) E 220 CDI (210.006)	OM 611.961	07.99 - 03.02	2148	D	100 kW	892	75
E-CLASS (W210) E 220 D (210.004)	OM 604.912	06.95 - 07.99	2155	D	70 kW	898	107
E-CLASS (W210) E 220 D	OM 604.912	05.96 - 03.02	2155	D	55 kW	898	107
E-CLASS (W210) E 230 (210.037)	M 111.970	06.95 - 08.98	2295	B	110 kW	901	118
E-CLASS (W210) E 240 (210.061)	M 112.911	06.97 - 08.00	2398	B	125 kW	886	44
E-CLASS (W210) E 240 (210.062)	M 112.914	04.00 - 03.02	2597	B	125 kW	900	115
E-CLASS (W210) E 250 D (210.010)	OM 605.912	06.95 - 07.99	2497	D	83 kW	890	65
E-CLASS (W210) E 250 Turbo-D (210.015)	OM 605.962	06.97 - 07.99	2497	D	110 kW	890	66
E-CLASS (W210) E 270 CDI (210.016)	OM 612.961	07.99 - 03.02	2685	D	120 kW	893	80
E-CLASS (W210) E 270 CDI (210.016)	OM 612.961	06.99 - 07.02	2685	D	125 kW	893	80
E-CLASS (W210) E 280 (210.053)	M 104.945	01.96 - 06.97	2799	B	142 kW	900	112
E-CLASS (W210) E 280 (210.063)	M 112.921	06.95 - 01.03	2799	B	150 kW	900	115
E-CLASS (W210) E 280 4-matic (210.081)	M 112.921	12.96 - 03.02	2799	B	150 kW	900	115
E-CLASS (W210) E 290 Turbo-D (210.017)	OM 602.982	03.96 - 07.00	2874	D	95 kW	897	102
E-CLASS (W210) E 300 D (210.020)	OM 606.912	06.95 - 06.97	2996	D	100 kW	890	67
E-CLASS (W210) E 300 Turbo-D (210.025)	OM 606.962	12.96 - 11.00	2996	D	130 kW	890	66
E-CLASS (W210) E 320 (210.055)	M 104.992	06.95 - 06.97	3199	B	162 kW	900	112
E-CLASS (W210) E 320 (210.055)	M 104.995	06.95 - 06.97	3199	B	162 kW	900	112
E-CLASS (W210) E 320 (210.065)	M 112.941	03.97 - 08.03	3199	B	165 kW	900	115
E-CLASS (W210) E 320 (210.065)	M 112.941	09.97 - 12.98	3199	B	160 kW	900	115
E-CLASS (W210) E 320 4-matic (210.082)	M 112.941	06.97 - 03.02	3199	B	165 kW	900	115
E-CLASS (W210) E 320 4-matic (210.082)	M 112.941	09.97 - 12.98	3199	B	160 kW	900	115
E-CLASS (W210) E 320 CDI (210.026)	OM 613.961	07.99 - 03.02	3226	D	145 kW	893	82
E-CLASS (W210) E 420 (210.072)	M 119.985	01.96 - 08.97	4196	B	205 kW	903	130
E-CLASS (W210) E 430 (210.070)	M 113.940	01.96 - 03.02	4266	B	205 kW	900	115
E-CLASS (W210) E 430 4-matic (210.083)	M 113.940	05.99 - 03.02	4266	B	205 kW	900	115
E-CLASS (W210) E 50 AMG (210.072)	M 119.985 (AMG 5.0)	02.96 - 08.97	4973	B	255 kW	907	149
E-CLASS (W210) E 55 AMG (210.074)	M 113.980	08.97 - 03.03	5439	B	260 kW	907	151
E-CLASS (W210) E 55 AMG (210.074)	M 113.980	09.97 - 12.98	5439	B	260 kW	907	151
E-CLASS (W210) E 55 AMG	M 113.980	09.97 - 02.02	5439	B	255 kW	907	151
E-CLASS (W211) E 200 CDI (211.004)	OM 646.951	07.02 - 12.08	2148	D	75 kW	893	85
E-CLASS (W211) E 200 CDI (211.004)	OM 646.951	07.02 - 12.08	2148	D	90 kW	893	85
E-CLASS (W211) E 200 CDI (211.007)	OM 646.820	04.06 - 12.08	2148	D	100 kW	893	84
E-CLASS (W211) E 200 Kompressor (211.041)	M 271.956	04.06 - 12.08	1796	B	135 kW	882	25
E-CLASS (W211) E 200 Kompressor (211.042)	M 271.941	11.02 - 12.08	1796	B	120 kW	882	25
E-CLASS (W211) E 200 NGT (211.042)	M 271.941	03.04 - 12.08	1796	B/G	120 kW	882	25
E-CLASS (W211) E 220 CDI (211.006)	OM 646.961	03.02 - 12.08	2148	D	110 kW	893	85
E-CLASS (W211) E 220 CDI (211.006)	OM 646.961	03.02 - 12.08	2148	D	100 kW	893	85
E-CLASS (W211) E 220 CDI (211.008)	OM 646.821	04.06 - 12.08	2148	D	125 kW	893	84
E-CLASS (W211) E 220 CDI	OM 646.821	03.03 - 12.08	2148	D	120 kW	893	84
E-CLASS (W211) E 230 (211.052)	M 272.922	09.07 - 12.08	2496	B	150 kW	892	73
E-CLASS (W211) E 240 (211.061)	M 112.913	03.02 - 12.08	2597	B	130 kW	900	115
E-CLASS (W211) E 240 (211.061)	M 112.917	03.02 - 12.08	2597	B	130 kW	900	115
E-CLASS (W211) E 240 4-matic (211.080)	M 112.917	03.03 - 12.08	2597	B	130 kW	900	115
E-CLASS (W211) E 270 CDI (211.016)	OM 647.961	03.02 - 12.08	2685	D	130 kW	893	86












# MERCEDES-BENZ






							
E-CLASS (W211) E 270 CDI (211.016)	OM 647.961	03.02 - 12.08	2685	D	120 kW	893	86
E-CLASS (W211) E 280 (211.054)	M 272.943	03.05 - 03.09	2996	B	170 kW	892	73
E-CLASS (W211) E 280 4-matic (211.092)	M 272.943	01.06 - 12.08	2996	B	170 kW	892	73
E-CLASS (W211) E 280 4-matic (211.092)	M 272.944	01.06 - 12.08	2996	B	170 kW	892	73
E-CLASS (W211) E 280 CDI (211.020)	OM 642.920	03.05 - 12.08	2987	D	140 kW	884	36
E-CLASS (W211) E 280 CDI (211.023)	OM 648.961	05.04 - 12.08	3222	D	130 kW	894	87
E-CLASS (W211) E 280 CDI 4-matic (211.084)	OM 642.921	03.05 - 12.08	2987	D	140 kW	884	36
E-CLASS (W211) E 300 BlueTEC (211.024)	OM 642.920	09.07 - 12.08	2987	D	155 kW	884	36
E-CLASS (W211) E 320 (211.065)	M 112.949	03.02 - 12.08	3199	B	165 kW	900	115
E-CLASS (W211) E 320 4-matic (211.082)	M 112.954	03.03 - 12.08	3199	B	165 kW	900	115
E-CLASS (W211) E 320 BlueTEC (211.022)	OM 642.920	09.08 - 03.09	2987	D	156 kW	884	36
E-CLASS (W211) E 320 CDI (211.022)	OM 642.920	03.05 - 03.09	2987	D	165 kW	884	36
E-CLASS (W211) E 320 CDI (211.026)	OM 648.961	11.02 - 12.08	3222	D	150 kW	894	87
E-CLASS (W211) E 320 CDI 4-matic (211.089)	OM 642.910	03.05 - 12.08	2987	D	165 kW	884	36
E-CLASS (W211) E 320 CDI 4-matic (211.089)	OM 642.921	03.05 - 12.08	2987	D	165 kW	884	36
E-CLASS (W211) E 350 (211.056)	M 272.964	02.05 - 03.09	3498	B	200 kW	903	131
E-CLASS (W211) E 350 4-matic (211.087)	M 272.972	03.05 - 12.08	3498	B	200 kW	903	131
E-CLASS (W211) E 350 4-matic (211.087)	M 272.972	08.04 - 08.06	3498	B	205 kW	903	131
E-CLASS (W211) E 350 CGI (211.057)	M 272.985	05.06 - 12.08	3498	B	215 kW	903	133
E-CLASS (W211) E 400 CDI (211.028)	OM 628.961	02.03 - 12.08	3996	D	191 kW	887	51
E-CLASS (W211) E 420 CDI (211.029)	OM 629.910	01.06 - 12.08	3996	D	231 kW	887	51
E-CLASS (W211) E 500 (211.070)	M 113.967	03.02 - 12.08	4966	B	225 kW	907	151
E-CLASS (W211) E 500 (211.070)	M 113.967	09.02 - 12.05	4966	B	215 kW	907	151
E-CLASS (W211) E 500 (211.072)	M 273.960	04.06 - 03.09	5461	B	285 kW	932	229
E-CLASS (W211) E 500 4-matic (211.083)	M 113.969	09.03 - 12.08	4966	B	225 kW	907	151
E-CLASS (W211) E 500 4-matic (211.090)	M 273.962	04.06 - 12.08	5461	B	285 kW	932	229
E-CLASS (W211) E 55 AMG Kompressor (211.076)	M 113.990	09.02 - 12.08	5439	B	350 kW	907	151
E-CLASS (W211) E 63 AMG (211.077)	M 156.983	03.06 - 03.09	6208	B	378 kW	936	249
E-CLASS (W211) E 63 AMG (211.077)	M 156.983	09.06 - 12.08	6208	B	378 kW	936	249
E-CLASS (W211) E320 CDI (211.022)	OM 642.920	09.06 - 12.08	2987	D	156 kW	884	36
E-CLASS (W212) E 180 (212.040)	M 274.910	08.13 - 12.15	1595	B	115 kW	884	34
E-CLASS (W212) E 200 (212.034)	M 274.920	01.13 - 12.16	1991	B	135 kW	884	34
E-CLASS (W212) E 200 CDI / BlueTEC (212.005, 212.006)	OM 651.925	01.09 - 05.16	2143	D	100 kW	885	40
E-CLASS (W212) E 200 CGI (212.048, 212.148)	M 271.820	08.09 - 12.15	1796	B	135 kW	882	22
E-CLASS (W212) E 200 CGI (212.048, 212.148)	M 271.860	08.09 - 12.15	1796	B	135 kW	882	22
E-CLASS (W212) E 200 NGT (212.035)	M 274.920	07.13 - 12.15	1991	B/G	115 kW	884	34
E-CLASS (W212) E 200 NGT (212.041)	M 271.958	03.11 - 12.15	1796	B/G	120 kW	882	24
E-CLASS (W212) E 220 BlueTEC (212.001)	OM 651.924	05.14 - 12.15	2143	D	130 kW	885	40
E-CLASS (W212) E 220 BlueTEC 4-matic (212.011)	OM 651.924	01.15 - 12.15	2143	D	125 kW	885	40
E-CLASS (W212) E 220 CDI / BlueTEC (212.001, 212.002)	OM 651.924	01.09 - 12.16	2143	D	125 kW	885	40
E-CLASS (W212) E 220 CDI	OM 651.924	01.09 - 12.15	2143	D	120 kW	885	40
E-CLASS (W212) E 250 (212.036)	M 274.920	01.13 - 12.16	1991	B	155 kW	884	34
E-CLASS (W212) E 250 (212.052)	M 272.923	05.09 - 12.11	2496	B	150 kW	892	73
E-CLASS (W212) E 250 CDI / BlueTEC (212.003, 212.004)	OM 651.924	01.09 - 12.16	2143	D	150 kW	885	40
E-CLASS (W212) E 250 CDI / BlueTEC (212.004)	OM 651.924	01.14 - 12.15	2143	D	145 kW	885	40
E-CLASS (W212) E 250 CDI / BlueTEC 4-matic (212.082, 212.097)	OM 651.924	01.11 - 12.15	2143	D	150 kW	885	40
E-CLASS (W212) E 250 CDI / BlueTEC 4-matic (212.097)	OM 651.924	07.14 - 12.15	2143	D	145 kW	885	40
E-CLASS (W212) E 250 CGI (212.047, 212.147)	M 271.860	01.09 - 12.15	1796	B	150 kW	882	22
E-CLASS (W212) E 300 (212.053)	M 272.980	01.11 - 12.16	3498	B	200 kW	903	131
E-CLASS (W212) E 300 (212.054)	M 272.952	01.09 - 12.13	2996	B	170 kW	892	73
E-CLASS (W212) E 300 (212.054)	M 272.952	01.11 - 12.15	2996	B	161 kW	892	73
E-CLASS (W212) E 300 (212.055)	M 276.952	09.09 - 12.15	3498	B	185 kW	904	136
E-CLASS (W212) E 300 4-matic (212.080)	M 276.952	07.11 - 12.15	3498	B	185 kW	904	136
E-CLASS (W212) E 300 CDI (212.020)	OM 642.850	12.09 - 12.10	2987	D	150 kW	884	36
E-CLASS (W212) E 300 CDI / BlueTEC (212.020, 212.021, 212.027)	OM 642.850	03.10 - 12.15	2987	D	170 kW	884	36
E-CLASS (W212) E 300 CDI / BlueTEC (212.020, 212.021, 212.027)	OM 642.852	03.10 - 12.15	2987	D	170 kW	884	36
E-CLASS (W212) E 300 Hybrid / BlueTEC Hybrid (212.098)	OM 651.924	12.11 - 12.16	2143	D/E	150 kW	885	40
E-CLASS (W212) E 350 (212.056)	M 272.980	01.09 - 12.13	3498	B	200 kW	903	131
E-CLASS (W212) E 350 (212.059)	M 276.952	02.11 - 12.15	3498	B	225 kW	904	136
E-CLASS (W212) E 350 4-matic (212.087)	M 272.977	01.09 - 08.11	3498	B	200 kW	903	133
E-CLASS (W212) E 350 4-matic (212.088)	M 276.952	01.09 - 12.15	3498	B	225 kW	904	136
E-CLASS (W212) E 350 BlueTEC (212.024)	OM 642.850	01.09 - 12.15	2987	D	155 kW	884	36

			<b>ccm</b>		<b>kw</b>		<b>1 POS</b>
E-CLASS (W212) E 350 BlueTEC (212.026)	OM 642.852	05.14 - 12.15	2987	D	190 kW	884	36
E-CLASS (W212) E 350 BlueTEC 4-matic (212.094)	OM 642.852	01.13 - 12.15	2987	D	185 kW	884	36
E-CLASS (W212) E 350 BlueTEC 4-matic (212.094)	OM 642.858	01.13 - 12.15	2987	D	185 kW	884	36
E-CLASS (W212) E 350 BlueTEC 4-matic (212.094)	OM 642.858	05.14 - 12.15	2987	D	190 kW	884	36
E-CLASS (W212) E 350 BlueTEC	OM 642.852	01.13 - 12.15	2987	D	185 kW	884	36
E-CLASS (W212) E 350 CDI (212.023)	OM 642.852	03.11 - 12.15	2987	D	195 kW	884	36
E-CLASS (W212) E 350 CDI (212.025)	OM 642.850	01.09 - 12.15	2987	D	170 kW	884	36
E-CLASS (W212) E 350 CDI 4-matic (212.089)	OM 642.856	09.09 - 08.11	2987	D	170 kW	884	36
E-CLASS (W212) E 350 CDI 4-matic (212.093)	OM 642.858	03.11 - 12.15	2987	D	195 kW	884	36
E-CLASS (W212) E 350 CDI	OM 642.850	09.10 - 12.15	2987	D	157 kW	884	36
E-CLASS (W212) E 350 CGI (212.057)	M 272.982	01.09 - 08.11	3498	B	215 kW	903	133
E-CLASS (W212) E 350 CGI (212.057)	M 272.983	01.09 - 08.11	3498	B	215 kW	903	133
E-CLASS (W212) E 350 Flexfuel (212.059)	M 276.952	01.14 - 12.15	3498	B/E	225 kW	904	136
E-CLASS (W212) E 350 Flexfuel 4-matic (212.088)	M 276.952	01.14 - 12.15	3498	B/E	225 kW	904	136
E-CLASS (W212) E 400 (212.061)	M 276.850	07.14 - 12.15	3498	B	245 kW	903	133
E-CLASS (W212) E 400 (212.065)	M 276.820	01.13 - 12.16	2996	B	245 kW	892	73
E-CLASS (W212) E 400 4-matic (212.067)	M 276.820	01.13 - 12.16	2996	B	245 kW	892	73
E-CLASS (W212) E 400 4-matic (212.099)	M 276.850	07.14 - 12.15	3498	B	245 kW	903	133
E-CLASS (W212) E 400 Hybrid (212.095)	M 276.952	05.15 - 12.15	3498	B	245 kW	904	136
E-CLASS (W212) E 500 (212.072)	M 273.971	01.09 - 03.12	5461	B	285 kW	932	229
E-CLASS (W212) E 500 (212.073)	M 278.922	09.11 - 12.15	4663	B	300 kW	904	136
E-CLASS (W212) E 500 4-matic (212.090)	M 273.970	01.09 - 12.11	5461	B	285 kW	932	229
E-CLASS (W212) E 500 4-matic (212.091)	M 278.922	09.11 - 12.15	4663	B	300 kW	904	136
E-CLASS (W212) E 550 4-matic (212.091)	M 278.922	09.11 - 12.15	4663	B	300 kW	904	136
E-CLASS (W212) E 63 AMG (212.074)	M 157.980	02.11 - 12.16	5461	B	386 kW	932	229
E-CLASS (W212) E 63 AMG (212.074)	M 157.981	02.11 - 12.16	5461	B	386 kW	932	229
E-CLASS (W212) E 63 AMG (212.074)	M 157.981	02.11 - 12.16	5461	B	410 kW	932	229
E-CLASS (W212) E 63 AMG (212.075)	M 157.981	02.13 - 12.16	5461	B	430 kW	932	229
E-CLASS (W212) E 63 AMG (212.077)	M 156.985	04.09 - 12.15	6208	B	386 kW	936	249
E-CLASS (W212) E 63 AMG 4-matic (212.076)	M 157.981	02.13 - 12.16	5461	B	430 kW	932	229
E-CLASS (W212) E 63 AMG 4-matic (212.092)	M 157.981	01.13 - 12.16	5461	B	410 kW	932	229
E-CLASS (W212) E 63 AMG	M 156.985	01.09 - 12.11	6208	B	336 kW	936	249
E-CLASS (W213) 2.0 E 220 d (213.004)	OM 654.820	02.22	1992	E	147 kW	883	27
E-CLASS (W213) 2.0 E 220 d 4-matic (213.005)	OM 654.820	02.22	1992	D	15 kW	883	27
E-CLASS (W213) AMG E 43 4-matic (213.064)	M 276.823	07.16	2996	B	295 kW	892	73
E-CLASS (W213) AMG E 53 EQ Boost 4-matic+ (213.061)	M 256.930	04.18	2999	B/E	320 kW	883	31
E-CLASS (W213) AMG E 63 4-matic+ (213.088)	M 177.980	01.17	3982	B	420 kW	883	31
E-CLASS (W213) AMG E 63 S 4-matic+ (213.089)	M 177.980	01.17	3982	B	450 kW	883	31
E-CLASS (W213) E 180 (213.040)	M 274.910	01.17	1595	B	115 kW	884	34
E-CLASS (W213) E 180 (213.076)	M 264.915	07.19	1497	B	115 kW	881	16
E-CLASS (W213) E 200 (213.042)	M 274.920	01.16	1991	B	135 kW	884	34
E-CLASS (W213) E 200 (213.080)	M 264.920	10.18	1991	B	145 kW	883	32
E-CLASS (W213) E 200 4-matic (213.043)	M 274.920	07.16	1991	B	135 kW	884	34
E-CLASS (W213) E 200 EQ Boost (213.080)	M 264.920	06.19	1991	B/E	145 kW	883	32
E-CLASS (W213) E 200 EQ Boost 4-matic (213.087)	M 264.920	06.19	1991	B/E	145 kW	883	32
E-CLASS (W213) E 200 d (213.012)	OM 654.916	11.18	1598	D	118 kW	880	10
E-CLASS (W213) E 200 d (213.013)	OM 654.920	07.16	1950	D	110 kW	883	28
E-CLASS (W213) E 220 d (213.004)	OM 654.920	01.16	1950	D	143 kW	883	28
E-CLASS (W213) E 220 d (213.004)	OM 654.920	01.16	1950	D	120 kW	883	28
E-CLASS (W213) E 220 d 4-matic (213.005)	OM 654.920	10.16	1950	D	143 kW	883	28
E-CLASS (W213) E 220 d 4-matic (213.005)	OM 654.920	10.16	1950	D	120 kW	883	28
E-CLASS (W213) E 250 (213.045)	M 274.920	01.16	1991	B	155 kW	884	34
E-CLASS (W213) E 260 EQ Boost (213.077)	M 264.915	04.19	1497	B	135 kW	881	16
E-CLASS (W213) E 260 EQ Boost 4-matic (213.078)	M 264.915	04.19	1497	B	135 kW	881	16
E-CLASS (W213) E 300 (213.048)	M 274.920	07.16	1991	B	180 kW	884	34
E-CLASS (W213) E 300 (213.048)	M 274.920	02.19	1991	B	190 kW	884	34
E-CLASS (W213) E 300 (213.083)	M 264.920	04.19	1991	B	190 kW	883	32
E-CLASS (W213) E 300 4-matic (213.049)	M 274.920	09.16	1991	B	180 kW	884	34
E-CLASS (W213) E 300 EQ Boost (213.083)	M 264.920	06.19	1991	B/E	190 kW	883	32
E-CLASS (W213) E 300 d (213.008)	OM 654.920	12.17	1950	D	180 kW	883	28
E-CLASS (W213) E 300 d 4-matic (213.019)	OM 654.820	01.21	1992	D/E	195 kW	883	27
E-CLASS (W213) E 300 de (213.016)	OM 654.920	10.18	1950	E	225 kW	883	28



# MERCEDES-BENZ

						
E-CLASS (W213) E 300 de 4-matic (213.011)	OM 654.920	06.20	D/E	225 kW	883	28
E-CLASS (W213) E 300 e (213.053)	M 274.920	11.18	B	235 kW	884	34
E-CLASS (W213) E 300 e 4-matic (213.054)	M 274.920	07.20	B	235 kW	884	34
E-CLASS (W213) E 350 4-matic (213.086)	M 264.920	04.19	B	190 kW	883	32
E-CLASS (W213) E 350 EQ Boost (213.085)	M 264.920	08.18	B/E	220 kW	883	32
E-CLASS (W213) E 350 EQ Boost	M 264.920	01.21	B/E	220 kW	883	32
E-CLASS (W213) E 350 d (213.022)	OM 656.929	08.18	D	210 kW	883	28
E-CLASS (W213) E 350 d (213.033)	OM 642.855	01.16 - 05.18	D	190 kW	884	36
E-CLASS (W213) E 350 d 4-matic (213.034)	OM 642.873	06.17 - 05.18	D	190 kW	884	38
E-CLASS (W213) E 350 e (213.050)	M 274.920	07.16	E	210 kW	884	34
E-CLASS (W213) E 350 e (213.050)	M 274.920	11.19	B/E	235 kW	884	34
E-CLASS (W213) E 400 4-matic (213.066)	M 276.823	06.16	B	245 kW	892	73
E-CLASS (W213) E 400 4-matic (213.071)	M 276.853	07.16	B	245 kW	903	133
E-CLASS (W213) E 400 d (213.020)	OM 656.929	12.18	D	250 kW	883	28
E-CLASS (W213) E 400 d 4-matic (213.023)	OM 656.929	04.18	D	250 kW	883	28
E-CLASS (W213) E 400 d 4-matic (213.023)	OM 656.929	06.20	D	243 kW	883	28
E-CLASS (W213) E 450 4-matic (213.068)	M 276.823	08.18	B	270 kW	892	73
E-CLASS (W213) E 450 EQ Boost 4-matic (213.059)	M 256.930	07.20	B/E	270 kW	883	31
E-CLASS 123 Stufenheck (W123) 200 (123.020)	M 115.938	02.76 - 08.80	B	69 kW	887	53
E-CLASS 123 Stufenheck (W123) 200 (123.020)	M 115.939	02.76 - 08.80	B	69 kW	887	53
E-CLASS 123 Stufenheck (W123) 200 (123.220)	M 102.920	06.80 - 11.85	B	80 kW	895	92
E-CLASS 123 Stufenheck (W123) 200 D (123.120)	OM 615.940	07.76 - 02.79	D	40 kW	891	69
E-CLASS 123 Stufenheck (W123) 200 D	OM 615.940	03.79 - 11.85	D	44 kW	891	69
E-CLASS 123 Stufenheck (W123) 200	M 102.939	06.80 - 11.85	B	74 kW	895	92
E-CLASS 123 Stufenheck (W123) 200	M 115.938	02.76 - 08.80	B	62 kW	887	53
E-CLASS 123 Stufenheck (W123) 200	M 115.939	02.76 - 08.80	B	62 kW	887	53
E-CLASS 123 Stufenheck (W123) 220 D (123.126)	OM 615.941	01.76 - 02.79	D	44 kW	891	69
E-CLASS 123 Stufenheck (W123) 220 D	OM 615.941	01.77 - 03.79	D	49 kW	891	69
E-CLASS 123 Stufenheck (W123) 230 (123.023)	M 115.954	02.76 - 07.81	B	80 kW	904	137
E-CLASS 123 Stufenheck (W123) 230 E (123.223)	M 102.980	04.80 - 12.85	B	100 kW	904	139
E-CLASS 123 Stufenheck (W123) 240 D (123.123)	OM 616.912	03.79 - 11.85	D	53 kW	901	119
E-CLASS 123 Stufenheck (W123) 240 D (123.123)	OM 616.912	02.76 - 02.79	D	48 kW	901	119
E-CLASS 123 Stufenheck (W123) 250 (123.026)	M 123.921	10.79 - 07.85	B	103 kW	886	49
E-CLASS 123 Stufenheck (W123) 250 (123.026)	M 123.921	02.76 - 10.79	B	95 kW	886	49
E-CLASS 123 Stufenheck (W123) 280 (123.030)	M 110.923	02.76 - 08.81	B	115 kW	886	47
E-CLASS 123 Stufenheck (W123) 280 E (123.033)	M 110.984	08.76 - 08.81	B	130 kW	886	47
E-CLASS 123 Stufenheck (W123) 280 E (123.033)	M 110.984	02.76 - 11.85	B	136 kW	886	47
E-CLASS 123 Stufenheck (W123) 280 E (123.033)	M 110.988	08.76 - 08.81	B	130 kW	886	48
E-CLASS 123 Stufenheck (W123) 280 E (123.033)	M 110.988	02.76 - 11.85	B	136 kW	886	48
E-CLASS 123 Stufenheck (W123) 300 D (123.130)	OM 617.912	02.76 - 07.80	D	59 kW	902	126
E-CLASS 123 Stufenheck (W123) 300 D (123.130)	OM 617.912	03.79 - 11.85	D	65 kW	902	126
E-CLASS 123 Stufenheck (W123) 300 Turbo-D (123.133)	OM 617.952	08.81 - 12.85	D	92 kW	901	122
E-CLASS 123 T-Model (S123) 200 T (123.280)	M 102.939	11.80 - 11.85	B	74 kW	895	92
E-CLASS 123 T-Model (S123) 200 T	M 102.920	11.80 - 11.85	B	80 kW	895	92
E-CLASS 123 T-Model (S123) 230 T (123.083)	M 115.954	09.77 - 03.80	B	80 kW	904	137
E-CLASS 123 T-Model (S123) 230 TE (123.283)	M 102.980	04.80 - 11.85	B	100 kW	904	139
E-CLASS 123 T-Model (S123) 240 T D (123.183)	OM 616.912	03.79 - 12.85	D	53 kW	901	119
E-CLASS 123 T-Model (S123) 240 T D	OM 616.912	09.77 - 02.79	D	48 kW	901	119
E-CLASS 123 T-Model (S123) 250 T (123.086)	M 123.921	05.78 - 10.79	B	95 kW	886	49
E-CLASS 123 T-Model (S123) 250 T (123.086)	M 123.921	05.78 - 08.82	B	103 kW	886	49
E-CLASS 123 T-Model (S123) 280 TE (123.093)	M 110.988	09.77 - 11.85	B	136 kW	886	48
E-CLASS 123 T-Model (S123) 300 T D (123.190)	OM 617.912	09.77 - 10.85	D	59 kW	902	126
E-CLASS 123 T-Model (S123) 300 T D (123.190)	OM 617.912	03.79 - 12.86	D	65 kW	902	126
E-CLASS 123 T-Model (S123) 300 T Turbo-D (123.193)	OM 617.952	10.80 - 11.85	D	92 kW	901	122
E-CLASS 124 Stufenheck (W124) 200 (124.020)	M 102.922	01.86 - 05.90	B	75 kW	895	94
E-CLASS 124 Stufenheck (W124) 200 (124.020)	M 102.922	12.85 - 05.90	B	80 kW	895	94
E-CLASS 124 Stufenheck (W124) 200 D (124.120)	OM 601.912	12.84 - 08.89	D	53 kW	887	54
E-CLASS 124 Stufenheck (W124) 200 D (124.120)	OM 601.912	08.89 - 06.93	D	55 kW	887	54
E-CLASS 124 Stufenheck (W124) 200 E (124.019)	M 111.940	03.92 - 06.93	B	100 kW	900	112
E-CLASS 124 Stufenheck (W124) 200 E (124.021)	M 102.963	09.88 - 08.93	B	87 kW	895	91
E-CLASS 124 Stufenheck (W124) 200 E (124.021)	M 102.963	09.88 - 12.89	B	90 kW	895	91
E-CLASS 124 Stufenheck (W124) 200 E	M 102.922	11.92 - 05.93	B	77 kW	895	94






			<b>ccm</b>		<b>kw</b>		<b>1 POS</b>
E-CLASS 124 Stufenheck (W124) 200	M 102.922	01.86 - 10.92	1996	B	77 kW	895	94
E-CLASS 124 Stufenheck (W124) 220 E (124.022)	M 111.960	10.92 - 06.93	2199	B	110 kW	900	112
E-CLASS 124 Stufenheck (W124) 230 E (124.023)	M 102.982	12.84 - 06.93	2299	B	97 kW	905	140
E-CLASS 124 Stufenheck (W124) 230 E (124.023)	M 102.982	01.85 - 06.93	2299	B	100 kW	905	140
E-CLASS 124 Stufenheck (W124) 230 E Cat (124.023)	M 102.982	06.89 - 06.93	2299	B	97 kW	905	140
E-CLASS 124 Stufenheck (W124) 250 D (124.125)	OM 602.912	04.85 - 06.93	2497	D	66 kW	888	57
E-CLASS 124 Stufenheck (W124) 250 D (124.125)	OM 602.912	03.85 - 06.93	2497	D	69 kW	888	57
E-CLASS 124 Stufenheck (W124) 250 Turbo-D (124.128)	OM 602.962	09.88 - 06.93	2497	D	93 kW	888	58
E-CLASS 124 Stufenheck (W124) 260 E (124.026)	M 103.940	05.85 - 12.92	2597	B	118 kW	883	30
E-CLASS 124 Stufenheck (W124) 260 E (124.026)	M 103.940	09.85 - 10.92	2597	B	122 kW	883	30
E-CLASS 124 Stufenheck (W124) 260 E 4-matic (124.226)	M 103.940	12.86 - 12.89	2597	B	122 kW	883	30
E-CLASS 124 Stufenheck (W124) 260 E 4-matic (124.226)	M 103.943	09.86 - 08.92	2597	B	118 kW	883	30
E-CLASS 124 Stufenheck (W124) 280 E (124.028)	M 104.942	10.92 - 06.93	2799	B	145 kW	900	112
E-CLASS 124 Stufenheck (W124) 300 D (124.130)	OM 603.912	12.84 - 08.89	2996	D	80 kW	888	59
E-CLASS 124 Stufenheck (W124) 300 D (124.130)	OM 603.912	06.90 - 06.93	2996	D	81 kW	888	59
E-CLASS 124 Stufenheck (W124) 300 D (124.130)	OM 603.912	08.89 - 06.93	2996	D	83 kW	888	59
E-CLASS 124 Stufenheck (W124) 300 D 4-matic (124.330)	OM 603.913	09.86 - 08.92	2996	D	80 kW	888	59
E-CLASS 124 Stufenheck (W124) 300 D 4-matic (124.330)	OM 603.913	08.89 - 06.93	2996	D	83 kW	888	59
E-CLASS 124 Stufenheck (W124) 300 D	OM 602.962	09.89 - 06.93	2497	D	90 kW	888	58
E-CLASS 124 Stufenheck (W124) 300 E (124.030)	M 103.983	01.85 - 08.93	2960	B	132 kW	894	88
E-CLASS 124 Stufenheck (W124) 300 E 4-matic (124.230)	M 103.985	09.86 - 06.93	2960	B	132 kW	894	88
E-CLASS 124 Stufenheck (W124) 300 E 4-matic	M 103.983	09.86 - 02.92	2960	B	138 kW	894	88
E-CLASS 124 Stufenheck (W124) 300 E-24 (124.031)	M 104.980	09.88 - 06.93	2960	B	162 kW	894	89
E-CLASS 124 Stufenheck (W124) 300 E-24 (124.031)	M 104.980	09.88 - 08.92	2960	B	170 kW	894	89
E-CLASS 124 Stufenheck (W124) 300 E	M 103.980	01.85 - 12.85	2960	B	138 kW	894	88
E-CLASS 124 Stufenheck (W124) 300 E	M 103.983	06.85 - 08.92	2960	B	138 kW	894	88
E-CLASS 124 Stufenheck (W124) 300 Turbo-D (124.133)	OM 603.960	08.86 - 06.93	2996	D	108 kW	889	61
E-CLASS 124 Stufenheck (W124) 300 Turbo-D (124.133)	OM 603.960	09.86 - 09.88	2996	D	105 kW	889	61
E-CLASS 124 Stufenheck (W124) 300 Turbo-D (124.133)	OM 603.963	09.86 - 09.88	2996	D	105 kW	889	61
E-CLASS 124 Stufenheck (W124) 300 Turbo-D 4-matic (124.333)	OM 603.960	09.86 - 09.88	2996	D	105 kW	889	61
E-CLASS 124 Stufenheck (W124) 300 Turbo-D 4-matic (124.333)	OM 603.963	09.86 - 09.88	2996	D	105 kW	889	61
E-CLASS 124 Stufenheck (W124) 300 Turbo-D 4-matic (124.333)	OM 603.963	01.88 - 06.93	2996	D	108 kW	889	61
E-CLASS 124 Stufenheck (W124) 320 E (124.032)	M 104.992	10.92 - 06.93	3199	B	162 kW	900	112
E-CLASS 124 Stufenheck (W124) 400 E 4.2 (124.034)	M 119.975	10.92 - 06.93	4196	B	205 kW	903	130
E-CLASS 124 Stufenheck (W124) 500 E (124.036)	M 119.974	01.91 - 06.93	4973	B	240 kW	907	148
E-CLASS 124 T-Model (S124) 200 E	M 102.922	11.92 - 05.93	1996	B	77 kW	895	94
E-CLASS 124 T-Model (S124) 200 T (124.080)	M 102.922	01.86 - 05.90	1996	B	77 kW	895	94
E-CLASS 124 T-Model (S124) 200 T (124.080)	M 102.922	09.85 - 08.89	1996	B	80 kW	895	94
E-CLASS 124 T-Model (S124) 200 T D (124.180)	OM 601.912	09.85 - 08.91	1997	D	53 kW	887	54
E-CLASS 124 T-Model (S124) 200 T D (124.180)	OM 601.912	09.88 - 08.91	1997	D	55 kW	887	54
E-CLASS 124 T-Model (S124) 200 TE (124.079)	M 111.940	05.86 - 06.93	1998	B	100 kW	900	112
E-CLASS 124 T-Model (S124) 200 TE (124.081)	M 102.963	09.88 - 08.92	1996	B	87 kW	895	91
E-CLASS 124 T-Model (S124) 200 TE	M 102.962	09.88 - 10.92	1996	B	90 kW	895	91
E-CLASS 124 T-Model (S124) 200 TE	M 102.963	09.88 - 10.92	1996	B	90 kW	895	91
E-CLASS 124 T-Model (S124) 220 TE (124.082)	M 111.960	10.92 - 05.93	2199	B	110 kW	900	112
E-CLASS 124 T-Model (S124) 230 TE (124.083)	M 102.982	09.85 - 08.92	2299	B	100 kW	905	140
E-CLASS 124 T-Model (S124) 230 TE (124.083)	M 102.982	09.85 - 08.92	2299	B	97 kW	905	140
E-CLASS 124 T-Model (S124) 230 TE Cat (124.083)	M 102.982	06.89 - 08.92	2299	B	97 kW	905	140
E-CLASS 124 T-Model (S124) 250 T D (124.185)	OM 602.912	09.85 - 06.93	2497	D	66 kW	888	57
E-CLASS 124 T-Model (S124) 250 T D (124.185)	OM 602.912	01.89 - 06.93	2497	D	69 kW	888	57
E-CLASS 124 T-Model (S124) 250 TD Turbo (124.188)	OM 602.962	03.88 - 07.93	2497	D	93 kW	888	58
E-CLASS 124 T-Model (S124) 260 TE FGST.	M 103.940	01.86 - 12.93	2597	B	118 kW	883	30
E-CLASS 124 T-Model (S124) 260 TE FGST.	M 103.940	09.85 - 12.89	2597	B	122 kW	883	30
E-CLASS 124 T-Model (S124) 280 TE (124.088)	M 104.942	10.92 - 06.93	2799	B	145 kW	900	112
E-CLASS 124 T-Model (S124) 300 T D (124.190)	OM 603.912	09.86 - 06.93	2996	D	80 kW	888	59
E-CLASS 124 T-Model (S124) 300 T D (124.190)	OM 603.912	01.89 - 06.93	2996	D	81 kW	888	59
E-CLASS 124 T-Model (S124) 300 T D (124.190)	OM 603.912	04.87 - 06.93	2996	D	83 kW	888	59
E-CLASS 124 T-Model (S124) 300 T Turbo-D (124.193)	OM 603.960	09.86 - 06.93	2996	D	108 kW	889	61
E-CLASS 124 T-Model (S124) 300 T Turbo-D 4-matic (124.393)	OM 603.960	01.89 - 06.93	2996	D	108 kW	889	61
E-CLASS 124 T-Model (S124) 300 T Turbo-D 4-matic (124.393)	OM 603.963	09.86 - 01.89	2996	D	105 kW	889	61
E-CLASS 124 T-Model (S124) 300 T Turbo-D 4-matic (124.393)	OM 603.963	01.89 - 06.93	2996	D	108 kW	889	61
E-CLASS 124 T-Model (S124) 300 T Turbo-D	OM 603.960	09.86 - 01.89	2996	D	105 kW	889	61












# MERCEDES-BENZ






E-CLASS 124 T-Model (S124) 300 T Turbo-D	OM 603.963	09.86 - 01.89	2996	D	105 kW	889	61
E-CLASS 124 T-Model (S124) 300 TD T	OM 603.960	06.92 - 05.93	2996	D	100 kW	889	61
E-CLASS 124 T-Model (S124) 300 TE (124.090)	M 103.983	01.86 - 12.92	2960	B	132 kW	894	88
E-CLASS 124 T-Model (S124) 300 TE (124.090)	M 103.983	01.86 - 12.89	2960	B	138 kW	894	88
E-CLASS 124 T-Model (S124) 300 TE 4-matic (124.290)	M 103.983	09.86 - 12.89	2960	B	138 kW	894	88
E-CLASS 124 T-Model (S124) 300 TE 4-matic (124.290)	M 103.985	09.86 - 06.93	2960	B	132 kW	894	88
E-CLASS 124 T-Model (S124) 300 TE-24 (124.091)	M 104.980	09.89 - 08.92	2960	B	162 kW	894	89
E-CLASS 124 T-Model (S124) 300 TE-24 (124.091)	M 104.980	09.89 - 08.92	2960	B	170 kW	894	89
E-CLASS 124 T-Model (S124) 320 TE (124.092)	M 104.992	10.92 - 06.93	3199	B	162 kW	900	112
E-CLASS All-Terrain (S213) E 200 EQ Boost (213.279)	M 264.915	08.20	1497	B/E	145 kW	881	16
E-CLASS All-Terrain (S213) E 200 EQ Boost (213.279)	M 264.920	08.20	1991	B/E	145 kW	883	32
E-CLASS All-Terrain (S213) E 220 d 4-matic (213.205)	OM 654.820	02.22	1992	D/E	147 kW	883	27
E-CLASS All-Terrain (S213) E 220 d 4-matic (213.217)	OM 654.920	01.17	1950	D	143 kW	883	28
E-CLASS All-Terrain (S213) E 350 d 4-matic (213.237)	OM 642.855	06.17	2987	D	190 kW	884	36
E-CLASS All-Terrain (S213) E 350 d 4-matic (213.237)	OM 642.873	06.17	2987	D	190 kW	884	38
E-CLASS All-Terrain (S213) E 400 d 4-matic (213.227)	OM 656.929	08.18	2925	D	250 kW	883	28
E-CLASS All-Terrain (S213) E 400 d 4-matic (213.227)	OM 656.929	07.20	2925	D	243 kW	883	28
E-CLASS All-Terrain (S213) E 450 EQ Boost (213.260)	M 256.930	08.20	2999	B/E	270 kW	883	31
E-CLASS Cabriolet (A124) E 200 (124.060)	M 111.940	06.93 - 03.98	1998	B	100 kW	900	112
E-CLASS Cabriolet (A124) E 220 (124.062)	M 111.960	06.93 - 03.98	2199	B	110 kW	900	112
E-CLASS Cabriolet (A124) E 320 (124.066)	M 104.992	06.93 - 03.98	3199	B	162 kW	900	112
E-CLASS Cabriolet (A124) E 320 (124.066)	M 104.995	06.93 - 03.98	3199	B	162 kW	900	112
E-CLASS Cabriolet (A124) E 36 AMG (124.066)	M 104.992 (AMG 3.6)	05.94 - 03.98	3606	B	200 kW	902	123
E-CLASS Cabriolet (A207) E 200 (207.434)	M 274.920	03.13 - 12.16	1991	B	135 kW	884	34
E-CLASS Cabriolet (A207) E 200 CGI (207.448)	M 271.820	01.10 - 12.16	1796	B	135 kW	882	22
E-CLASS Cabriolet (A207) E 200 CGI (207.448)	M 271.860	01.10 - 12.16	1796	B	135 kW	882	22
E-CLASS Cabriolet (A207) E 220 BlueTEC (207.401)	OM 651.911	05.14 - 12.16	2143	D	130 kW	885	40
E-CLASS Cabriolet (A207) E 220 CDI (207.402)	OM 651.911	02.10 - 12.16	2143	D	120 kW	885	40
E-CLASS Cabriolet (A207) E 220 CDI / BlueTEC / d (207.402, 207.401)	OM 651.911	01.10 - 12.16	2143	D	125 kW	885	40
E-CLASS Cabriolet (A207) E 250 (207.436)	M 274.920	01.13 - 12.16	1991	B	155 kW	884	34
E-CLASS Cabriolet (A207) E 250 CDI / BlueTEC / d (207.403, 207.404)	OM 651.911	01.10 - 12.16	2143	D	150 kW	885	40
E-CLASS Cabriolet (A207) E 250 CGI (207.447)	M 271.860	01.10 - 12.16	1796	B	150 kW	882	22
E-CLASS Cabriolet (A207) E 300 (207.455)	M 276.957	04.11 - 12.16	3498	B	185 kW	904	136
E-CLASS Cabriolet (A207) E 320 (207.462)	M 276.820	07.14 - 12.16	2996	B	200 kW	892	73
E-CLASS Cabriolet (A207) E 350 (207.456)	M 272.961	01.10 - 12.13	3498	B	200 kW	903	131
E-CLASS Cabriolet (A207) E 350 (207.456)	M 272.988	01.10 - 12.13	3498	B	200 kW	903	131
E-CLASS Cabriolet (A207) E 350 (207.459)	M 276.957	09.10 - 12.14	3498	B	225 kW	904	136
E-CLASS Cabriolet (A207) E 350 BlueTEC (207.426)	OM 642.838	03.13 - 12.16	2987	D	185 kW	884	36
E-CLASS Cabriolet (A207) E 350 BlueTEC/ d (207.426)	OM 642.838	05.14 - 12.16	2987	D	190 kW	884	36
E-CLASS Cabriolet (A207) E 350 CDI (207.422)	OM 642.836	01.10 - 12.11	2987	D	170 kW	884	36
E-CLASS Cabriolet (A207) E 350 CDI (207.423)	OM 642.838	04.11 - 12.13	2987	D	195 kW	884	36
E-CLASS Cabriolet (A207) E 350 CGI (207.457)	M 272.982	01.10 - 12.14	3498	B	215 kW	903	133
E-CLASS Cabriolet (A207) E 350 CGI (207.457)	M 272.984	01.10 - 12.14	3498	B	215 kW	903	133
E-CLASS Cabriolet (A207) E 350 Flexfuel (207.459)	M 276.956	01.12 - 12.14	3498	B/E	225 kW	904	136
E-CLASS Cabriolet (A207) E 350 Flexfuel (207.459)	M 276.957	01.12 - 12.14	3498	B/E	225 kW	904	136
E-CLASS Cabriolet (A207) E 400 (207.461)	M 276.850	07.14 - 12.16	3498	B	245 kW	903	133
E-CLASS Cabriolet (A207) E 400 (207.465)	M 276.820	03.13 - 12.16	2996	B	245 kW	892	73
E-CLASS Cabriolet (A207) E 500 (207.472)	M 273.966	01.10 - 12.11	5461	B	285 kW	932	229
E-CLASS Cabriolet (A207) E 500 (207.473)	M 278.922	09.11 - 12.16	4663	B	300 kW	904	136
E-CLASS Cabriolet (A238) AMG E53 EQ Boost 4-matic+ (238.461)	M 256.930	05.18	2999	B/E	320 kW	883	31
E-CLASS Cabriolet (A238) E 200 (238.442)	M 274.920	06.17	1991	B	135 kW	884	34
E-CLASS Cabriolet (A238) E 200 4-matic (238.443)	M 274.920	10.17	1991	B	135 kW	884	34
E-CLASS Cabriolet (A238) E 200 EQ Boost (238.480)	M 264.920	06.19	1991	B/E	145 kW	883	32
E-CLASS Cabriolet (A238) E 200 EQ Boost 4-matic (238.487)	M 264.920	06.19	1991	B/E	145 kW	883	32
E-CLASS Cabriolet (A238) E 220 d (238.414)	OM 654.920	06.17	1950	D	143 kW	883	28
E-CLASS Cabriolet (A238) E 220 d (238.414)	OM 654.920	06.17	1950	D	120 kW	883	28
E-CLASS Cabriolet (A238) E 220 d 4-matic (238.415)	OM 654.920	10.17	1950	D	143 kW	883	28
E-CLASS Cabriolet (A238) E 260 (238.480)	M 264.920	11.21	1991	B	145 kW	883	32
E-CLASS Cabriolet (A238) E 260 4-matic (238.487)	M 264.920	11.21	1991	B	145 kW	883	32
E-CLASS Cabriolet (A238) E 260 EQ Boost (238.477)	M 264.915	12.19	1497	B	135 kW	881	16
E-CLASS Cabriolet (A238) E 260 EQ Boost 4-matic (238.478)	M 264.915	12.19	1497	B	135 kW	881	16
E-CLASS Cabriolet (A238) E 300 (238.448)	M 274.920	06.17	1991	B	180 kW	884	34

			<b>ccm</b>		<b>kw</b>		<b>1 POS</b>
E-CLASS Cabriolet (A238) E 300 (238.483)	M 264.920	03.19	1991	B	190 kW	883	32
E-CLASS Cabriolet (A238) E 300 EQ Boost (238.483)	M 264.920	06.19	1991	B/E	190 kW	883	32
E-CLASS Cabriolet (A238) E 300 d (238.418)	OM 654.920	05.18	1950	D	180 kW	883	28
E-CLASS Cabriolet (A238) E 300 d 4-matic (238.419)	OM 654.820	04.21	1992	D/E	195 kW	883	27
E-CLASS Cabriolet (A238) E 350 EQ Boost (238.485)	M 264.920	10.17	1991	B/E	220 kW	883	32
E-CLASS Cabriolet (A238) E 350 d (238.420)	OM 656.929	11.18	2925	D	210 kW	883	28
E-CLASS Cabriolet (A238) E 350 d 4-matic (238.434)	OM 642.873	06.17	2987	D	190 kW	884	38
E-CLASS Cabriolet (A238) E 400 (238.465)	M 276.823	01.18 - 12.18	2996	B	245 kW	892	73
E-CLASS Cabriolet (A238) E 400 4-matic (238.466)	M 276.823	06.17	2996	B	245 kW	892	73
E-CLASS Cabriolet (A238) E 400 d 4-matic (238.423)	OM 656.929	08.18	2925	D	250 kW	883	28
E-CLASS Cabriolet (A238) E 400 d 4-matic (238.423)	OM 656.929	07.20	2925	D	243 kW	883	28
E-CLASS Cabriolet (A238) E 450 (238.458)	M 256.930	07.20	2999	B	270 kW	883	31
E-CLASS Cabriolet (A238) E 450 (238.467)	M 276.823	01.19	2996	B	270 kW	892	73
E-CLASS Cabriolet (A238) E 450 4-matic (238.468)	M 276.823	08.18	2996	B	270 kW	892	73
E-CLASS Cabriolet (A238) E 450 EQ Boost 4-matic (238.459)	M 256.930	07.20	2999	B/E	270 kW	883	31
E-CLASS Coupe (C124) E 200 (124.040)	M 111.940	06.93 - 06.97	1998	B	100 kW	900	112
E-CLASS Coupe (C124) E 220 (124.042)	M 111.960	06.93 - 06.97	2199	B	110 kW	900	112
E-CLASS Coupe (C124) E 320 (124.052)	M 104.992	06.93 - 06.97	3199	B	162 kW	900	112
E-CLASS Coupe (C124) E 36 AMG (124.052)	M 104.992 (AMG 3.6)	05.94 - 06.97	3606	B	200 kW	902	123
E-CLASS Coupe (C207) E 200 (207.334)	M 274.920	06.13 - 12.16	1991	B	135 kW	884	34
E-CLASS Coupe (C207) E 200 CGI (207.348)	M 271.820	01.09 - 12.16	1796	B	135 kW	882	22
E-CLASS Coupe (C207) E 200 CGI (207.348)	M 271.860	01.09 - 12.16	1796	B	135 kW	882	22
E-CLASS Coupe (C207) E 220 BlueTEC (207.301)	OM 651.911	05.14 - 12.16	2143	D	130 kW	885	40
E-CLASS Coupe (C207) E 220 CDI (207.302)	OM 651.911	02.10 - 12.14	2143	D	120 kW	885	40
E-CLASS Coupe (C207) E 220 CDI / d (207.302, 207.301)	OM 651.911	01.10 - 12.16	2143	D	125 kW	885	40
E-CLASS Coupe (C207) E 250 (207.336)	M 274.920	03.13 - 12.16	1991	B	155 kW	884	34
E-CLASS Coupe (C207) E 250 CDI / BlueTEC / d (207.303, 207.304)	OM 651.911	01.09 - 12.16	2143	D	150 kW	885	40
E-CLASS Coupe (C207) E 250 CGI (207.347)	M 271.860	01.09 - 12.16	1796	B	150 kW	882	22
E-CLASS Coupe (C207) E 300 (207.355)	M 276.957	09.09 - 06.16	3498	B	185 kW	904	136
E-CLASS Coupe (C207) E 320 (207.362)	M 276.820	01.14 - 12.16	2996	B	200 kW	892	73
E-CLASS Coupe (C207) E 350 (207.356)	M 272.961	06.09 - 12.11	3498	B	200 kW	903	131
E-CLASS Coupe (C207) E 350 (207.356)	M 272.988	06.09 - 12.11	3498	B	200 kW	903	131
E-CLASS Coupe (C207) E 350 (207.359)	M 276.957	09.10 - 12.14	3498	B	225 kW	904	136
E-CLASS Coupe (C207) E 350 4-matic (207.388)	M 276.957	02.13 - 12.16	3498	B	225 kW	904	136
E-CLASS Coupe (C207) E 350 BlueTEC (207.326)	OM 642.838	06.13 - 12.16	2987	D	185 kW	884	36
E-CLASS Coupe (C207) E 350 BlueTEC / d (207.326)	OM 642.838	05.14 - 12.16	2987	D	190 kW	884	36
E-CLASS Coupe (C207) E 350 CDI (207.322)	OM 642.836	01.09 - 06.11	2987	D	170 kW	884	36
E-CLASS Coupe (C207) E 350 CDI (207.323)	OM 642.838	06.11 - 06.13	2987	D	195 kW	884	36
E-CLASS Coupe (C207) E 350 CGI (207.357)	M 272.982	01.09 - 12.11	3498	B	215 kW	903	133
E-CLASS Coupe (C207) E 350 CGI (207.357)	M 272.984	01.09 - 12.11	3498	B	215 kW	903	133
E-CLASS Coupe (C207) E 350 Flexfuel (207.359)	M 276.952	04.11 - 12.14	3498	B/E	225 kW	904	136
E-CLASS Coupe (C207) E 350 Flexfuel (207.359)	M 276.957	04.11 - 12.14	3498	B/E	225 kW	904	136
E-CLASS Coupe (C207) E 350 Flexfuel 4-matic (207.388)	M 276.957	04.11 - 12.14	3498	B/E	225 kW	904	136
E-CLASS Coupe (C207) E 400 (207.361)	M 276.850	07.14 - 12.16	3498	B	245 kW	903	133
E-CLASS Coupe (C207) E 400 (207.365)	M 276.820	03.13 - 12.16	2996	B	245 kW	892	73
E-CLASS Coupe (C207) E 400 4-matic (207.367)	M 276.820	09.14 - 12.16	2996	B	245 kW	892	73
E-CLASS Coupe (C207) E 500 (207.372)	M 273.966	01.09 - 12.16	5461	B	285 kW	932	229
E-CLASS Coupe (C207) E 500 (207.373)	M 278.922	09.11 - 12.16	4663	B	300 kW	904	136
E-CLASS Coupe (C238) AMG E 53 EQ Boost 4-matic+ (238.361)	M 256.930	05.18	2999	B/E	320 kW	883	31
E-CLASS Coupe (C238) E 200 (238.342)	M 274.920	12.16	1991	B	135 kW	884	34
E-CLASS Coupe (C238) E 200 4-matic (238.343)	M 274.920	06.17	1991	B	135 kW	884	34
E-CLASS Coupe (C238) E 200 EQ Boost (238.380)	M 264.920	06.19	1991	B	145 kW	883	32
E-CLASS Coupe (C238) E 200 EQ Boost 4-matic (238.387)	M 264.920	06.19	1991	B	145 kW	883	32
E-CLASS Coupe (C238) E 220 d (238.314)	OM 654.920	12.16	1950	D	143 kW	883	28
E-CLASS Coupe (C238) E 220 d (238.314)	OM 654.920	12.16	1950	D	120 kW	883	28
E-CLASS Coupe (C238) E 220 d 4-matic (238.315)	OM 654.920	03.17	1950	D	143 kW	883	28
E-CLASS Coupe (C238) E 260 (238.380)	M 264.920	11.21	1991	B	145 kW	883	32
E-CLASS Coupe (C238) E 260 4-matic (238.387)	M 264.920	11.21	1991	B	145 kW	883	32
E-CLASS Coupe (C238) E 260 EQ Boost (238.377)	M 264.915	12.19	1497	B	135 kW	881	16
E-CLASS Coupe (C238) E 260 EQ Boost 4-matic (238.378)	M 264.915	12.19	1497	B	135 kW	881	16
E-CLASS Coupe (C238) E 300 (238.348)	M 274.920	12.16	1991	B	180 kW	884	34
E-CLASS Coupe (C238) E 300 (238.383)	M 264.920	08.18	1991	B	190 kW	883	32



# MERCEDES-BENZ








							
			ccm				
E-CLASS Coupe (C238) E 300 EQ Boost (238.383)	M 264.920	06.19	1991	B/E	190 kW	883	32
E-CLASS Coupe (C238) E 300 d (238.318)	OM 654.920	05.18	1950	D	180 kW	883	28
E-CLASS Coupe (C238) E 300 d 4-matic (238.319)	OM 654.820	01.21	1992	D/E	195 kW	883	27
E-CLASS Coupe (C238) E 350 EQ Boost (238.385)	M 264.920	10.17	1991	B/E	220 kW	883	32
E-CLASS Coupe (C238) E 350 EQ Boost 4-matic (238.386)	M 264.920	09.18	1991	B	220 kW	883	32
E-CLASS Coupe (C238) E 350 d (238.320)	OM 656.929	11.18	2925	D	210 kW	883	28
E-CLASS Coupe (C238) E 350 d 4-matic (238.334)	OM 642.873	06.17	2987	D	190 kW	884	38
E-CLASS Coupe (C238) E 400 (238.365)	M 276.823	01.18 - 12.18	2996	B	245 kW	892	73
E-CLASS Coupe (C238) E 400 4-matic (238.366)	M 276.823	12.16	2996	B	245 kW	892	73
E-CLASS Coupe (C238) E 400 d 4-matic (238.323)	OM 656.929	08.18	2925	D	250 kW	883	28
E-CLASS Coupe (C238) E 400 d 4-matic (238.323)	OM 656.929	07.20	2925	D	243 kW	883	28
E-CLASS Coupe (C238) E 450 (238.358)	M 256.930	07.20	2999	B	270 kW	883	31
E-CLASS Coupe (C238) E 450 (238.367)	M 276.823	01.19	2996	B	270 kW	892	73
E-CLASS Coupe (C238) E 450 4-matic (238.368)	M 276.823	08.18	2996	B	270 kW	892	73
E-CLASS Coupe (C238) E 450 EQ Boost 4-matic (238.359)	M 256.930	07.20	2999	B/E	270 kW	883	31
E-CLASS Coupe (C238) E 450 EQ Boost	M 256.930	07.21	2999	B/E	270 kW	883	31
E-CLASS Pritsche/Fahrgestell (VF210) E 220 CDI (210.606)	OM 611.961	07.99 - 12.02	2148	D	105 kW	892	75
E-CLASS Pritsche/Fahrgestell (VF210) E 250 d (210.610)	OM 605.912	06.96 - 06.98	2497	D	83 kW	890	65
E-CLASS Pritsche/Fahrgestell (VF210) E 270 CDI (210.616)	OM 612.961	07.99 - 12.02	2685	D	125 kW	893	80
E-CLASS Pritsche/Fahrgestell (VF210) E 280 (210.663)	M 112.921	07.99 - 11.02	2799	B	150 kW	900	115
E-CLASS Pritsche/Fahrgestell (VF210) E 290 TD (210.617)	OM 602.982	07.96 - 07.99	2874	D	95 kW	897	102
E-CLASS Pritsche/Fahrgestell (VF211) E 220 CDI (211.606)	OM 646.961	10.03 - 07.06	2148	D	110 kW	893	85
E-CLASS Pritsche/Fahrgestell (VF211) E 220 CDI (211.608)	OM 646.821	04.06 - 07.09	2148	D	125 kW	893	84
E-CLASS Pritsche/Fahrgestell (VF211) E 270 CDI (211.616)	OM 647.961	03.03 - 07.09	2685	D	120 kW	893	86
E-CLASS Pritsche/Fahrgestell (VF211) E 270 CDI (211.616)	OM 647.961	10.03 - 07.05	2685	D	130 kW	893	86
E-CLASS Pritsche/Fahrgestell (VF211) E 280 CDI (211.620)	OM 642.920	08.05 - 07.09	2987	D	140 kW	884	36
E-CLASS T-Model (S124) E 200 T (124.079)	M 111.940	06.93 - 06.96	1998	B	100 kW	900	112
E-CLASS T-Model (S124) E 220 T (124.082)	M 111.960	06.93 - 06.96	2199	B	110 kW	900	112
E-CLASS T-Model (S124) E 250 TD (124.186)	OM 605.911	06.93 - 06.96	2497	D	83 kW	890	65
E-CLASS T-Model (S124) E 250 Turbo D	OM 602.962	06.93 - 06.96	2497	D	93 kW	888	58
E-CLASS T-Model (S124) E 280 T (124.088)	M 104.942	06.93 - 06.96	2799	B	145 kW	900	112
E-CLASS T-Model (S124) E 280 T (124.088)	M 104.942	06.93 - 06.96	2799	B	142 kW	900	112
E-CLASS T-Model (S124) E 300 T 4-matic (124.290)	M 103.985	06.93 - 06.96	2960	B	132 kW	894	88
E-CLASS T-Model (S124) E 300 T Turbo-D (124.193)	OM 603.960	06.93 - 06.96	2996	D	108 kW	889	61
E-CLASS T-Model (S124) E 300 T Turbo-D 4-matic (124.393)	OM 603.963	06.93 - 06.96	2996	D	108 kW	889	61
E-CLASS T-Model (S124) E 300 TD (124.190)	OM 603.912	06.93 - 06.96	2996	D	80 kW	888	59
E-CLASS T-Model (S124) E 300 TD (124.191)	OM 606.910	06.93 - 06.96	2996	D	100 kW	890	65
E-CLASS T-Model (S124) E 320 T (124.092)	M 104.992	06.93 - 06.96	3199	B	162 kW	900	112
E-CLASS T-Model (S124) E 36 T AMG (124.092)	M 104.992 (AMG 3.6)	05.94 - 06.96	3606	B	200 kW	902	123
E-CLASS T-Model (S210) E 200 T (210.235)	M 111.942	06.96 - 08.00	1998	B	100 kW	900	114
E-CLASS T-Model (S210) E 200 T Kompressor (210.245)	M 111.947	06.97 - 03.03	1998	B	137 kW	900	114
E-CLASS T-Model (S210) E 200 T Kompressor (210.248)	M 111.957	08.00 - 03.03	1998	B	120 kW	900	114
E-CLASS T-Model (S210) E 220 T CDI (210.206)	OM 611.961	06.98 - 12.00	2148	D	92 kW	892	75
E-CLASS T-Model (S210) E 220 T CDI (210.206)	OM 611.961	07.99 - 03.03	2148	D	105 kW	892	75
E-CLASS T-Model (S210) E 220 T CDI (210.206)	OM 611.961	05.99 - 03.03	2148	D	100 kW	892	75
E-CLASS T-Model (S210) E 230 T (210.237)	M 111.970	06.96 - 06.97	2295	B	110 kW	901	118
E-CLASS T-Model (S210) E 240 T (210.261)	M 112.911	06.97 - 03.03	2398	B	125 kW	886	44
E-CLASS T-Model (S210) E 240 T (210.262)	M 112.914	08.00 - 03.03	2597	B	125 kW	900	115
E-CLASS T-Model (S210) E 250 T D (210.210)	OM 605.912	06.96 - 07.99	2497	D	83 kW	890	65
E-CLASS T-Model (S210) E 250 T Turbo-D (210.215)	OM 605.962	06.97 - 07.99	2497	D	110 kW	890	66
E-CLASS T-Model (S210) E 270 T CDI (210.216)	OM 612.961	07.99 - 03.03	2685	D	125 kW	893	80
E-CLASS T-Model (S210) E 270 T CDI	OM 612.961	02.00 - 03.03	2685	D	120 kW	893	80
E-CLASS T-Model (S210) E 280 T (210.263)	M 112.921	12.96 - 03.03	2799	B	150 kW	900	115
E-CLASS T-Model (S210) E 280 T 4-matic (210.281)	M 112.921	12.96 - 03.03	2799	B	150 kW	900	115
E-CLASS T-Model (S210) E 290 T Turbo-D (210.217)	OM 602.982	06.96 - 07.99	2874	D	95 kW	897	102
E-CLASS T-Model (S210) E 300 T Turbo-D (210.225)	OM 606.962	12.96 - 07.99	2996	D	130 kW	890	66
E-CLASS T-Model (S210) E 320 T (210.265)	M 112.941	12.96 - 03.03	3199	B	165 kW	900	115
E-CLASS T-Model (S210) E 320 T 4-matic (210.282)	M 112.941	12.96 - 03.03	3199	B	165 kW	900	115
E-CLASS T-Model (S210) E 320 T CDI (210.226)	OM 613.961	07.99 - 03.03	3226	D	145 kW	893	82
E-CLASS T-Model (S210) E 320	M 112.941	09.97 - 12.98	3199	B	160 kW	900	115
E-CLASS T-Model (S210) E 420 T (210.272)	M 119.985	06.96 - 06.97	4196	B	205 kW	903	130
E-CLASS T-Model (S210) E 430 T (210.270)	M 113.940	06.97 - 03.03	4266	B	205 kW	900	115

			<b>ccm</b>		<b>kw</b>		<b>1 POS</b>
E-CLASS T-Model (S210) E 430 T 4-matic (210.283)	M 113.940	05.99 - 03.03	4266	B	205 kW	900	115
E-CLASS T-Model (S210) E 55 T AMG (210.274)	M 113.980	08.97 - 03.03	5439	B	260 kW	907	151
E-CLASS T-Model (S211) 3.5 4-matic	M 272.972	08.04 - 08.06	3498	B	205 kW	903	131
E-CLASS T-Model (S211) 350 CGI (211.257)	M 272.985	05.06 - 07.09	3498	B	215 kW	903	133
E-CLASS T-Model (S211) E 200 CDI (211.207)	OM 646.821	04.06 - 07.09	2148	D	100 kW	893	84
E-CLASS T-Model (S211) E 200 Kompressor (211.241)	M 271.956	04.06 - 07.09	1796	B	135 kW	882	25
E-CLASS T-Model (S211) E 200 T Kompressor (211.242)	M 271.941	03.03 - 07.09	1796	B	120 kW	882	25
E-CLASS T-Model (S211) E 220 CDI (211.206)	OM 646.961	03.03 - 07.09	2148	D	100 kW	893	85
E-CLASS T-Model (S211) E 220 T CDI (211.206)	OM 646.961	03.03 - 07.09	2148	D	110 kW	893	85
E-CLASS T-Model (S211) E 220 T CDI (211.208)	OM 646.821	04.06 - 07.09	2148	D	125 kW	893	84
E-CLASS T-Model (S211) E 220 T CDI	OM 646.821	03.03 - 07.09	2148	D	120 kW	893	84
E-CLASS T-Model (S211) E 230 T (211.252)	M 272.922	05.07 - 07.09	2496	B	150 kW	892	73
E-CLASS T-Model (S211) E 240 T (211.261)	M 112.913	03.03 - 07.09	2597	B	130 kW	900	115
E-CLASS T-Model (S211) E 240 T 4-matic (211.280)	M 112.917	07.03 - 07.09	2597	B	130 kW	900	115
E-CLASS T-Model (S211) E 270 T CDI (211.216)	OM 647.961	03.03 - 07.09	2685	D	130 kW	893	86
E-CLASS T-Model (S211) E 270 T CDI (211.216)	OM 647.961	03.03 - 07.09	2685	D	120 kW	893	86
E-CLASS T-Model (S211) E 280 T (211.254)	M 272.943	03.05 - 07.09	2996	B	170 kW	892	73
E-CLASS T-Model (S211) E 280 T 4-matic (211.292)	M 272.943	03.05 - 07.09	2996	B	170 kW	892	73
E-CLASS T-Model (S211) E 280 T 4-matic (211.292)	M 272.944	03.05 - 07.09	2996	B	170 kW	892	73
E-CLASS T-Model (S211) E 280 T CDI (211.220)	OM 642.920	03.05 - 07.09	2987	D	140 kW	884	36
E-CLASS T-Model (S211) E 280 T CDI (211.223)	OM 648.961	05.04 - 07.09	3222	D	130 kW	894	87
E-CLASS T-Model (S211) E 280 T CDI 4-matic (211.284)	OM 642.921	03.05 - 07.09	2987	D	140 kW	884	36
E-CLASS T-Model (S211) E 320 T (211.265)	M 112.949	02.03 - 07.09	3199	B	165 kW	900	115
E-CLASS T-Model (S211) E 320 T 4-matic (211.282)	M 112.954	07.03 - 07.09	3199	B	165 kW	900	115
E-CLASS T-Model (S211) E 320 T CDI (211.222)	OM 642.920	03.05 - 07.09	2987	D	165 kW	884	36
E-CLASS T-Model (S211) E 320 T CDI (211.222)	OM 642.920	11.07 - 07.09	2987	D	155 kW	884	36
E-CLASS T-Model (S211) E 320 T CDI (211.226)	OM 648.961	03.03 - 07.09	3222	D	150 kW	894	87
E-CLASS T-Model (S211) E 320 T CDI 4-matic (211.289)	OM 642.920	03.05 - 07.09	2987	D	165 kW	884	36
E-CLASS T-Model (S211) E 320 T CDI 4-matic (211.289)	OM 642.921	03.05 - 07.09	2987	D	165 kW	884	36
E-CLASS T-Model (S211) E 350 T (211.256)	M 272.964	03.05 - 07.09	3498	B	200 kW	903	131
E-CLASS T-Model (S211) E 350 T 4-matic (211.287)	M 272.972	03.05 - 07.09	3498	B	200 kW	903	131
E-CLASS T-Model (S211) E 500 T (211.270)	M 113.967	10.03 - 07.09	4966	B	225 kW	907	151
E-CLASS T-Model (S211) E 500 T (211.272)	M 273.960	04.06 - 07.09	5461	B	285 kW	932	229
E-CLASS T-Model (S211) E 500 T 4-matic (211.283)	M 113.969	09.03 - 07.09	4966	B	225 kW	907	151
E-CLASS T-Model (S211) E 500 T 4-matic (211.290)	M 273.962	04.06 - 07.09	5461	B	285 kW	932	229
E-CLASS T-Model (S211) E 55 T AMG Kompressor (211.276)	M 113.990	07.03 - 07.09	5439	B	350 kW	907	151
E-CLASS T-Model (S211) E 55 T AMG Kompressor	M 113.990	09.05 - 12.06	5439	B	350 kW	907	151
E-CLASS T-Model (S211) E 63 AMG (211.277)	M 156.983	03.06 - 07.09	6208	B	378 kW	936	249
E-CLASS T-Model (S212) E 200 (212.234)	M 274.920	11.12 - 12.16	1991	B	135 kW	884	34
E-CLASS T-Model (S212) E 200 CDI / BlueTEC (212.205, 212.206)	OM 651.925	11.09 - 12.16	2143	D	100 kW	885	40
E-CLASS T-Model (S212) E 200 CGI (212.248)	M 271.860	11.09 - 12.16	1796	B	135 kW	882	22
E-CLASS T-Model (S212) E 220 BlueTEC 4-matic (212.211)	OM 651.924	12.14 - 12.16	2143	D	125 kW	885	40
E-CLASS T-Model (S212) E 220 BlueTEC	OM 651.924	05.15 - 12.16	2143	D	130 kW	885	40
E-CLASS T-Model (S212) E 220 CDI (212.202)	OM 651.924	08.09 - 08.14	2143	D	120 kW	885	40
E-CLASS T-Model (S212) E 220 CDI / BlueTEC (212.202, 212.201)	OM 651.924	11.09 - 12.16	2143	D	125 kW	885	40
E-CLASS T-Model (S212) E 250 (212.236)	M 274.920	11.12 - 12.16	1991	B	155 kW	884	34
E-CLASS T-Model (S212) E 250 CDI / BlueTEC (212.203, 212.204)	OM 651.924	11.09 - 12.16	2143	D	150 kW	885	40
E-CLASS T-Model (S212) E 250 CDI / BlueTEC 4-matic (212.282, 212.297)	OM 651.924	07.10 - 12.16	2143	D	150 kW	885	40
E-CLASS T-Model (S212) E 250 CGI (212.247)	M 271.860	11.09 - 12.13	1796	B	150 kW	882	22
E-CLASS T-Model (S212) E 300 (212.254)	M 272.952	11.09 - 12.11	2996	B	170 kW	892	73
E-CLASS T-Model (S212) E 300 (212.255)	M 276.952	07.11 - 12.16	3498	B	185 kW	904	136
E-CLASS T-Model (S212) E 300 4-matic (212.280)	M 276.952	07.11 - 12.16	3498	B	185 kW	904	136
E-CLASS T-Model (S212) E 300 CDI (212.220)	OM 642.850	12.09 - 12.10	2987	D	150 kW	884	36
E-CLASS T-Model (S212) E 300 CDI / BlueTEC (212.227, 212.221)	OM 642.850	11.09 - 12.16	2987	D	170 kW	884	36
E-CLASS T-Model (S212) E 300 CDI / BlueTEC (212.227, 212.221)	OM 642.852	11.09 - 12.16	2987	D	170 kW	884	36
E-CLASS T-Model (S212) E 300 Hybrid / BlueTEC Hybrid (212.298)	OM 651.924	12.11 - 12.16	2143	E	150 kW	885	40
E-CLASS T-Model (S212) E 350 (212.256)	M 272.980	08.09 - 12.11	3498	B	200 kW	903	131
E-CLASS T-Model (S212) E 350 (212.259)	M 276.952	09.11 - 12.14	3498	B	225 kW	904	136
E-CLASS T-Model (S212) E 350 4-matic (212.287)	M 272.977	11.09 - 12.11	3498	B	200 kW	903	133
E-CLASS T-Model (S212) E 350 4-matic (212.288)	M 276.952	09.10 - 12.16	3498	B	225 kW	904	136
E-CLASS T-Model (S212) E 350 BlueTEC (212.224)	OM 642.850	11.09 - 12.13	2987	D	155 kW	884	36
E-CLASS T-Model (S212) E 350 BlueTEC (212.226)	OM 642.852	07.14 - 12.16	2987	D	190 kW	884	36










# MERCEDES-BENZ

							
E-CLASS T-Model (S212) E 350 BlueTEC 4-matic (212.294)	OM 642.852	07.14 - 12.16	2987	D	190 kW	884	36
E-CLASS T-Model (S212) E 350 BlueTEC 4-matic (212.294)	OM 642.858	11.12 - 12.16	2987	D	185 kW	884	36
E-CLASS T-Model (S212) E 350 BlueTEC 4-matic (212.294)	OM 642.858	07.14 - 12.16	2987	D	190 kW	884	36
E-CLASS T-Model (S212) E 350 BlueTEC	OM 642.852	11.12 - 12.16	2987	D	185 kW	884	36
E-CLASS T-Model (S212) E 350 CDI (212.223)	OM 642.852	07.11 - 12.13	2987	D	195 kW	884	36
E-CLASS T-Model (S212) E 350 CDI (212.225)	OM 642.850	08.09 - 12.11	2987	D	170 kW	884	36
E-CLASS T-Model (S212) E 350 CDI 4-matic (212.289)	OM 642.856	11.09 - 12.11	2987	D	170 kW	884	36
E-CLASS T-Model (S212) E 350 CDI 4-matic (212.293)	OM 642.858	07.11 - 12.13	2987	D	195 kW	884	36
E-CLASS T-Model (S212) E 350 CGI (212.257)	M 272.983	11.09 - 12.11	3498	B	215 kW	903	133
E-CLASS T-Model (S212) E 350 Flexfuel 4-matic (212.288)	M 276.952	11.09 - 12.11	3498	B/E	200 kW	904	136
E-CLASS T-Model (S212) E 400 (212.261)	M 276.850	07.14 - 12.16	3498	B	245 kW	903	133
E-CLASS T-Model (S212) E 400 (212.265)	M 276.820	01.13 - 12.16	2996	B	245 kW	892	73
E-CLASS T-Model (S212) E 400 4-matic (212.267)	M 276.820	01.13 - 12.16	2996	B	245 kW	892	73
E-CLASS T-Model (S212) E 400 4-matic (212.299)	M 276.850	07.14 - 12.16	3498	B	245 kW	903	133
E-CLASS T-Model (S212) E 500 (212.272)	M 273.971	11.09 - 12.11	5461	B	285 kW	932	229
E-CLASS T-Model (S212) E 500 (212.273)	M 278.922	09.11 - 12.16	4663	B	300 kW	904	136
E-CLASS T-Model (S212) E 500 4-matic (212.291)	M 278.922	09.11 - 12.16	4663	B	300 kW	904	136
E-CLASS T-Model (S212) E 63 AMG (212.274)	M 157.980	02.11 - 12.16	5461	B	386 kW	932	229
E-CLASS T-Model (S212) E 63 AMG (212.274)	M 157.981	02.11 - 12.16	5461	B	386 kW	932	229
E-CLASS T-Model (S212) E 63 AMG (212.274)	M 157.981	02.11 - 12.16	5461	B	410 kW	932	229
E-CLASS T-Model (S212) E 63 AMG (212.275)	M 157.981	02.13 - 12.16	5461	B	430 kW	932	229
E-CLASS T-Model (S212) E 63 AMG (212.277)	M 156.985	08.09 - 12.11	6208	B	386 kW	936	249
E-CLASS T-Model (S212) E 63 AMG 4-matic (212.276)	M 157.981	02.13 - 12.16	5461	B	430 kW	932	229
E-CLASS T-Model (S212) E 63 AMG 4-matic (212.292)	M 157.981	02.11 - 12.16	5461	B	410 kW	932	229
E-CLASS T-Model (S213) AMG E 43 4-matic (213.264)	M 276.823	10.16	2996	B	295 kW	892	73
E-CLASS T-Model (S213) AMG E 53 EQ Boost 4-matic+ (213.261)	M 256.930	04.18	2999	B	320 kW	883	31
E-CLASS T-Model (S213) AMG E 63 4-matic+ (213.288)	M 177.980	05.17	3982	B	420 kW	883	31
E-CLASS T-Model (S213) AMG E 63 S 4-matic+ (213.289)	M 177.980	05.17	3982	B	450 kW	883	31
E-CLASS T-Model (S213) E 200 (213.242)	M 274.920	07.16	1991	B	135 kW	884	34
E-CLASS T-Model (S213) E 200 4-matic (213.243)	M 274.920	01.17	1991	B	135 kW	884	34
E-CLASS T-Model (S213) E 200 EQ Boost (213.280)	M 264.920	06.19	1991	E	145 kW	883	32
E-CLASS T-Model (S213) E 200 EQ Boost 4-matic (213.287)	M 264.920	06.19	1991	B	145 kW	883	32
E-CLASS T-Model (S213) E 200 d (213.212)	OM 654.916	11.18	1598	D	118 kW	880	10
E-CLASS T-Model (S213) E 200 d (213.213)	OM 654.920	10.16	1950	D	110 kW	883	28
E-CLASS T-Model (S213) E 220 d (213.204)	OM 654.820	02.22	1992	D/E	15 kW	883	27
E-CLASS T-Model (S213) E 220 d (213.204)	OM 654.920	07.16	1950	D	143 kW	883	28
E-CLASS T-Model (S213) E 220 d (213.204)	OM 654.920	07.16	1950	D	120 kW	883	28
E-CLASS T-Model (S213) E 220 d 4-matic (213.205)	OM 654.820	02.22	1992	E	15 kW	883	27
E-CLASS T-Model (S213) E 220 d 4-matic (213.205)	OM 654.920	01.17	1950	D	143 kW	883	28
E-CLASS T-Model (S213) E 250 (213.245)	M 274.920	07.16	1991	B	155 kW	884	34
E-CLASS T-Model (S213) E 300 EQ Boost (213.283)	M 264.920	06.19	1991	B	190 kW	883	32
E-CLASS T-Model (S213) E 300 d (213.208)	OM 654.920	12.17	1950	D	180 kW	883	28
E-CLASS T-Model (S213) E 300 d 4-matic (213.219)	OM 654.820	01.21	1992	D/E	195 kW	883	27
E-CLASS T-Model (S213) E 300 de (213.216)	OM 654.920	10.18	1950	E	225 kW	883	28
E-CLASS T-Model (S213) E 300 de 4-matic (213.211)	OM 654.920	08.20	1950	D	225 kW	883	28
E-CLASS T-Model (S213) E 300 e (213.253)	M 274.920	06.20	1991	E	235 kW	884	34
E-CLASS T-Model (S213) E 350 d (213.222)	OM 656.929	08.18	2925	D	210 kW	883	28
E-CLASS T-Model (S213) E 350 d (213.233)	OM 642.855	10.16	2987	D	190 kW	884	36
E-CLASS T-Model (S213) E 350 d 4-matic (213.234)	OM 642.855	06.17	2987	D	190 kW	884	36
E-CLASS T-Model (S213) E 350 d 4-matic (213.234)	OM 642.873	06.17	2987	D	190 kW	884	38
E-CLASS T-Model (S213) E 400 4-matic (213.266)	M 276.823	01.17 - 12.18	2996	B	245 kW	892	73
E-CLASS T-Model (S213) E 400 4-matic (213.271)	M 276.853	10.16	3498	B	245 kW	903	133
E-CLASS T-Model (S213) E 400 d (213.220)	OM 656.929	02.19	2925	D	250 kW	883	28
E-CLASS T-Model (S213) E 400 d 4-matic (213.223)	OM 656.929	04.18	2925	D	250 kW	883	28
E-CLASS T-Model (S213) E 400 d 4-matic (213.223)	OM 656.929	07.20	2925	D	243 kW	883	28
E-CLASS T-Model (S213) E 450 4-matic (213.268)	M 276.823	08.18	2996	B	270 kW	892	73
E-CLASS T-Model (S213) E 450 EQ Boost (213.259)	M 256.930	08.20	2999	B	270 kW	883	31
G-CLASS (W460) 200 G	M 102.964	07.82 - 08.89	1997	B	80 kW	895	91
G-CLASS (W460) 230 G (460,2)	M 115.973	03.79 - 07.93	2307	B	66 kW	904	137
G-CLASS (W460) 230 G (460,2)	M 115.973	02.80 - 07.87	2307	B	75 kW	904	137
G-CLASS (W460) 230 GE (460,2)	M 102.979	05.87 - 08.92	2299	B	90 kW	905	140
G-CLASS (W460) 230 GE (460,2)	M 102.981	04.82 - 08.92	2299	B	92 kW	904	139

# MERCEDES-BENZ








			<b>ccm</b>		<b>kw</b>		<b>1 POS</b>
G-CLASS (W460) 230 GE (460,2)	M 102.987	05.87 - 08.92	2299	B	90 kW	905	140
G-CLASS (W460) 230 GE (460,2)	M 102.987	04.82 - 08.92	2299	B	92 kW	905	140
G-CLASS (W460) 230 GE (460,2)	M 102.989	04.82 - 08.92	2298	B	92 kW	905	140
G-CLASS (W460) 240 GD (460,3)	OM 616.936	03.79 - 08.87	2399	D	53 kW	901	119
G-CLASS (W460) 250 GD (460,3)	OM 602.930	10.87 - 12.92	2497	D	62 kW	888	57
G-CLASS (W460) 250 GD (460,3)	OM 602.930	12.88 - 08.92	2497	D	68 kW	888	57
G-CLASS (W460) 280 GE (460,2)	M 110.994	08.84 - 08.89	2746	B	110 kW	886	48
G-CLASS (W460) 280 GE (460,2)	M 110.994	11.79 - 08.89	2746	B	115 kW	886	48
G-CLASS (W460) 300 GD (460,3)	OM 617.931	12.79 - 12.91	2998	D	65 kW	901	122
G-CLASS (W461) 230 GE (461)	M 102.996	06.93 - 07.00	2299	B	92 kW	905	140
G-CLASS (W461) 230 GE (461)	M 102.997	06.93 - 07.00	2299	B	92 kW	905	140
G-CLASS (W461) 230 GE (461.238, 461.239)	M 102.979	09.89 - 07.96	2299	B	90 kW	905	140
G-CLASS (W461) 250 GD (461)	OM 602.939	02.90 - 05.93	2497	D	68 kW	888	57
G-CLASS (W461) 290 GD/G 290 D (461.337, 461.338)	OM 602.942	06.93 - 07.00	2874	D	70 kW	897	99
G-CLASS (W461) G 270 CDI	OM 612.966	01.03	2685	D	115 kW	893	80
G-CLASS (W461) G 280 CDI (461.304, 461.334, 461.339, 461.344, 461.390)	OM 642.884	04.09	2987	D	135 kW	884	36
G-CLASS (W461) G 280 CDI (461.304, 461.334, 461.339, 461.344, 461.390)	OM 642.975	04.09	2987	D	135 kW	884	36
G-CLASS (W461) G 290 TD (461.335, 461.336)	OM 602.983	07.97	2874	D	88 kW	897	100
G-CLASS (W461) G 300 CDI (461.333)	OM 642.884	04.10	2987	D	135 kW	884	36
G-CLASS (W463) 200 GE (463.220)	M 102.965	01.90 - 07.93	1996	B	85 kW	895	91
G-CLASS (W463) 230 GE (463.224, 463.225)	M 102.989	06.90 - 06.93	2298	B	93 kW	905	140
G-CLASS (W463) 250 GD (463.324, 463.325)	OM 602.931	06.90 - 10.92	2497	D	69 kW	888	57
G-CLASS (W463) 300 GD (463.327, 463.328)	OM 603.931	09.89 - 08.93	2996	D	83 kW	888	59
G-CLASS (W463) 300 GE (463.227, 463.228)	M 103.987	06.90 - 08.97	2960	B	128 kW	894	88
G-CLASS (W463) 300 GE (463.227, 463.228)	M 103.987	09.89 - 08.93	2960	B	125 kW	894	88
G-CLASS (W463) 350 Turbo GD (463.320, 463.321)	OM 603.972	09.91 - 08.96	3449	D	100 kW	898	105
G-CLASS (W463) 500 GE (463.228)	M 117.965	09.93 - 12.94	4973	B	177 kW	906	145
G-CLASS (W463) AMG G 63 (463.272)	M 157.984	06.15	5461	B	420 kW	932	229
G-CLASS (W463) AMG G 63 (463.276, 463.277)	M 177.980	03.18	3982	B	430 kW	883	31
G-CLASS (W463) AMG G 65 (463.274, 463.275)	M 279.982	06.15	5980	B	463 kW	883	29
G-CLASS (W463) G 270 CDI (463.322, 463.323)	OM 612.965	10.01 - 07.03	2685	D	115 kW	893	80
G-CLASS (W463) G 300 (463.228, 463.227)	M 103.987	06.93 - 08.97	2960	B	125 kW	894	88
G-CLASS (W463) G 300 Diesel (463.327, 463.328)	OM 603.931	09.93 - 08.94	2996	D	83 kW	888	59
G-CLASS (W463) G 300 TD (463.330, 463.331)	OM 606.964	08.96 - 07.00	2996	D	130 kW	890	66
G-CLASS (W463) G 320 (463.230, 463.231)	M 104.996	09.94 - 12.97	3199	B	155 kW	900	112
G-CLASS (W463) G 320 (463.232, 463.233, 463.244, 463.245)	M 112.945	07.97 - 08.06	3199	B	158 kW	900	115
G-CLASS (W463) G 320 CDI (463.321)	OM 603.972	09.96 - 08.99	3449	D	100 kW	898	105
G-CLASS (W463) G 320 CDI (463.340, 463.341, 463.343)	OM 642.970	09.06	2987	D	165 kW	884	36
G-CLASS (W463) G 350 (463.210)	M 264.920	09.20	1991	B	190 kW	883	32
G-CLASS (W463) G 350 CDI (463.306)	OM 642.970	06.09 - 12.11	2987	D	165 kW	884	36
G-CLASS (W463) G 350 CDI	OM 642.886	07.11	2987	D	155 kW	884	36
G-CLASS (W463) G 350 d (463.348)	OM 642.887	06.15	2987	D	180 kW	884	36
G-CLASS (W463) G 350 d 4-matic (463.349)	OM 656.929	01.19	2925	D	210 kW	883	28
G-CLASS (W463) G 350 d 4-matic (463.349)	OM 656.929	05.19 - 02.22	2925	D	183 kW	883	28
G-CLASS (W463) G 36 AMG (463.230)	M 104.996 (AMG 3.6)	01.95 - 07.98	3606	B	200 kW	902	123
G-CLASS (W463) G 400 CDI (463.332, 463.333)	OM 628.962	12.00 - 07.06	3996	D	184 kW	887	51
G-CLASS (W463) G 400 d 4-matic (463.350)	OM 656.929	07.19	2925	D	243 kW	883	28
G-CLASS (W463) G 500 (463.222, 463.236, 463.237, 463.242)	M 273.963	02.06 - 02.18	5461	B	285 kW	932	229
G-CLASS (W463) G 500 (463.222, 463.236, 463.237, 463.242)	M 273.969	02.06 - 02.18	5461	B	285 kW	932	229
G-CLASS (W463) G 500 (463.234, 463.239)	M 176.980	06.15	3982	B	310 kW	883	31
G-CLASS (W463) G 500 (463.247, 463.248, 463.249, 463.240, 463.241, ...)	M 113.962	04.98	4966	B	218 kW	907	151
G-CLASS (W463) G 500 (463.249)	M 113.962	09.04 - 12.05	4966	B	215 kW	907	151
G-CLASS (W463) G 500 (463.260, 463.261)	M 176.980	01.18	3982	B	310 kW	883	31
G-CLASS (W463) G 55 AMG (463.243, 463.246)	M 113.982	04.99	5439	B	260 kW	907	151
G-CLASS (W463) G 55 AMG (463.270, 463.271)	M 113.993	08.08	5439	B	373 kW	907	151
G-CLASS (W463) G 55 AMG (463.270, 463.271)	M 113.993	06.04	5439	B	350 kW	907	151
G-CLASS (W463) G 55 AMG (463.270, 463.271)	M 113.993	08.06 - 12.12	5439	B	368 kW	907	151
G-CLASS (W463) G 55 AMG (463.270, 463.271)	M 113.993	09.04 - 12.11	5439	B	350 kW	907	151
G-CLASS (W463) G 63 AMG (463.273)	M 157.980	04.12	5461	B	400 kW	932	229
G-CLASS (W463) G 63 AMG (463.273)	M 157.984	04.12	5461	B	400 kW	932	229
G-CLASS (W463) G 63 AMG 6x6	M 157.984	12.14	5461	B	400 kW	932	229
G-CLASS (W463) G 65 AMG	M 279.982	01.09	5980	B	450 kW	883	29



# MERCEDES-BENZ

G-CLASS Cabrio (W460) 200 GE (460.216)	M 102.964	07.82 - 08.89	1997	B	80 kW	895	91
G-CLASS Cabrio (W460) 230 G (460.210, 460.241)	M 115.973	02.80 - 07.87	2307	B	66 kW	904	137
G-CLASS Cabrio (W460) 230 GE (460.218, 460.249)	M 102.981	07.82 - 05.93	2299	B	92 kW	904	139
G-CLASS Cabrio (W460) 230 GE (460.218, 460.249)	M 102.987	08.86 - 05.93	2299	B	90 kW	905	140
G-CLASS Cabrio (W460) 230 GE (460.218, 460.249)	M 102.998	08.86 - 05.93	2299	B	90 kW	904	139
G-CLASS Cabrio (W460) 240 GD (460.310, 460.341)	OM 616.936	03.79 - 08.89	2399	D	53 kW	901	119
G-CLASS Cabrio (W460) 240 GD (460.310, 460.341)	OM 616.938	03.79 - 08.89	2399	D	53 kW	901	119
G-CLASS Cabrio (W460) 250 GD (460.317)	OM 602.930	10.87 - 10.91	2497	D	62 kW	888	57
G-CLASS Cabrio (W460) 280 GE (460.212, 460.243)	M 110.994	11.79 - 06.82	2746	B	115 kW	886	48
G-CLASS Cabrio (W460) 280 GE (460.212, 460.243)	M 110.994	07.82 - 05.93	2746	B	110 kW	886	48
G-CLASS Cabrio (W460) 300 GD (460.312, 460.343)	OM 617.931	11.79 - 08.89	2998	D	65 kW	901	122
G-CLASS Cabrio (W460) 300 GD (460.312, 460.343)	OM 617.932	11.79 - 08.89	2998	D	65 kW	901	122
G-CLASS Cabrio (W463) 200 GE (463.200)	M 102.965	01.90 - 07.93	1996	B	80 kW	895	91
G-CLASS Cabrio (W463) 200 GE (463.200)	M 102.965	01.90 - 07.93	1996	B	85 kW	895	91
G-CLASS Cabrio (W463) 230 GE (463.204)	M 102.989	06.90 - 02.93	2298	B	93 kW	905	140
G-CLASS Cabrio (W463) 300 GD (463.307)	OM 603.931	09.89 - 08.93	2996	D	83 kW	888	59
G-CLASS Cabrio (W463) 300 GE (463.207)	M 103.987	09.89 - 09.97	2960	B	125 kW	894	88
G-CLASS Cabrio (W463) 320 GE (463.208)	M 104.996	09.94 - 11.97	3199	B	155 kW	900	112
G-CLASS Cabrio (W463) 350 G Turbo-D (463.300)	OM 603.972	09.91 - 09.97	3449	D	100 kW	898	105
G-CLASS Cabrio (W463) G 300 Diesel (463.307)	OM 603.931	09.93 - 08.94	2996	D	83 kW	888	59
G-CLASS Cabrio (W463) G 300 TD (463.308)	OM 606.964	09.96 - 07.00	2996	D	130 kW	890	66
G-CLASS Cabrio (W463) G 320 (463.209, 463.250)	M 112.945	11.97 - 08.04	3199	B	158 kW	900	115
G-CLASS Cabrio (W463) G 320 CDI (463.303)	OM 642.970	09.06	2987	D	165 kW	884	36
G-CLASS Cabrio (W463) G 320 CDI (463.320)	OM 603.972	09.96 - 08.99	3449	D	100 kW	898	105
G-CLASS Cabrio (W463) G 350 CDI (463.306)	OM 642.970	06.09 - 12.11	2987	D	165 kW	884	36
G-CLASS Cabrio (W463) G 350 CDI	OM 642.886	07.11	2987	D	155 kW	884	36
G-CLASS Cabrio (W463) G 400 CDI (463.309)	OM 628.962	12.00	3996	D	184 kW	887	51
G-CLASS Cabrio (W463) G 500 (463)	M 113.962	04.98	4966	B	218 kW	907	151
G-CLASS Cabrio (W463) G 500 (463.202)	M 273.963	12.09	5461	B	285 kW	932	229
G-CLASS Cabrio (W463) G 500 (463.202)	M 273.969	12.09	5461	B	285 kW	932	229
G-CLASS Pritsche/Fahrgestell (W461) 290 GD 4-matic (461.323, 461.329)	OM 602.942	11.91 - 07.01	2874	D	70 kW	897	99
G-CLASS Pritsche/Fahrgestell (W461) 290 GD 4-matic (461.323, 461.329)	OM 602.947	11.91 - 07.01	2874	D	70 kW	897	99
G-CLASS Pritsche/Fahrgestell (W461) G 280 CDI 4-matic (461.346, 461.370)	OM 642.975	05.07 - 12.12	2987	D	135 kW	884	36
GL-CLASS (X164) GL 320 CDI / 350 BlueTEC 4-matic (164.824, 164.825)	OM 642.820	04.08 - 12.12	2987	D	155 kW	884	36
GL-CLASS (X164) GL 320 CDI 4-matic (164.822)	OM 642.940	09.06 - 05.09	2987	D	165 kW	884	36
GL-CLASS (X164) GL 320 CDI 4-matic	OM 642.940	09.06 - 12.09	2987	D	160 kW	884	36
GL-CLASS (X164) GL 350 CDI 4-matic (164.822)	OM 642.940	05.09 - 08.12	2987	D	165 kW	884	36
GL-CLASS (X164) GL 350 CDI 4-matic (164.823)	OM 642.822	10.10 - 08.12	2987	D	195 kW	884	36
GL-CLASS (X164) GL 350 CDI 4-matic	OM 642.820	09.09 - 12.10	2987	D	170 kW	884	36
GL-CLASS (X164) GL 420 CDI 4-matic (164.828)	OM 629.912	09.06 - 05.09	3996	D	225 kW	887	51
GL-CLASS (X164) GL 450 4-matic (164.871)	M 273.923	09.06 - 08.12	4663	B	250 kW	903	131
GL-CLASS (X164) GL 450 CDI 4-matic (164.828)	OM 629.912	05.09 - 08.12	3996	D	225 kW	887	51
GL-CLASS (X164) GL 500 4-matic (164.886)	M 273.963	09.06 - 12.12	5461	B	285 kW	932	229
GL-CLASS (X166) GL 350 CDI / BlueTEC 4-matic (166.824)	OM 642.826	07.12 - 10.15	2987	D	179 kW	884	36
GL-CLASS (X166) GL 350 CDI / BlueTEC 4-matic (166.824)	OM 642.826	07.12 - 10.15	2987	D	183 kW	884	36
GL-CLASS (X166) GL 350 CDI / BlueTec 4-matic (166.823, 166.824)	OM 642.826	07.12 - 10.15	2987	D	190 kW	884	36
GL-CLASS (X166) GL 400 4-matic (166.856)	M 276.821	08.13 - 12.15	2996	B	245 kW	892	73
GL-CLASS (X166) GL 450 4-matic (166.872)	M 278.928	07.12 - 10.15	4663	B	270 kW	904	136
GL-CLASS (X166) GL 450 4-matic	M 276.821	09.14 - 10.15	2996	B	270 kW	892	73
GL-CLASS (X166) GL 500 4-matic (166.871)	M 278.910	04.15 - 12.15	3996	B	310 kW	887	50
GL-CLASS (X166) GL 500 4-matic (166.871)	M 278.912	04.15 - 12.15	3996	B	310 kW	887	50
GL-CLASS (X166) GL 500 4-matic (166.873)	M 278.928	07.12 - 10.15	4663	B	320 kW	904	136
GL-CLASS (X166) GL 500 4-matic (166.873)	M 278.928	07.14 - 10.15	4663	B	300 kW	904	136
GL-CLASS (X166) GL 63 AMG 4-matic (166.874)	M 157.982	07.12 - 10.15	5461	B	410 kW	932	229
GL-CLASS (X166) GL 63 AMG 4-matic (166.874)	M 157.982	07.12 - 10.15	5461	B	400 kW	932	229
GL-CLASS (X166) GL 63 AMG 4-matic	M 157.982	07.12 - 12.15	5461	B	405 kW	932	229
GLA (H247) AMG GLA 35 4-matic (247.751)	M 260.920	06.20	1991	B	225 kW	883	32
GLA (H247) AMG GLA 45 4-matic+ (247.753)	M 139.980	06.20	1991	B	285 kW	883	31
GLA (H247) AMG GLA 45 S 4-matic+ (247.754)	M 139.980	06.20	1991	B	310 kW	883	31
GLA (H247) GLA 180 d (247.710)	OM 654.920	03.20	1950	D	85 kW	883	28
GLA (H247) GLA 200 d (247.712)	OM 654.920	02.20	1950	D	110 kW	883	28
GLA (H247) GLA 200 d 4-matic (247.713)	OM 654.920	02.20	1950	D	110 kW	883	28








			<b>ccm</b>		<b>kw</b>		<b>1</b> POS
GLA (H247) GLA 220 d (247.714)	OM 654.920	02.20	1950	D	140 kW	883	28
GLA (H247) GLA 220 d 4-matic (247.715)	OM 654.920	02.20	1950	D	140 kW	883	28
GLA (H247) GLA 220	M 260.920	08.20	1991	B	140 kW	883	32
GLA (H247) GLA 250 (247.746)	M 260.920	02.20	1991	B	165 kW	883	32
GLA (H247) GLA 250 4-matic (247.747)	M 260.920	02.20	1991	B	165 kW	883	32
GLA-CLASS (X156) AMG GLA 45 4-matic (156.952)	M 133.980	07.15	1991	B	280 kW	883	31
GLA-CLASS (X156) AMG GLA 45 4-matic (156.952)	M 133.980	01.19	1991	B	250 kW	883	31
GLA-CLASS (X156) GLA 180 (156.942)	M 270.910	02.15	1595	B	90 kW	883	32
GLA-CLASS (X156) GLA 180 CDI / d (156.912)	OM 607.951 (K9K)	07.14	1461	D	80 kW	880	8
GLA-CLASS (X156) GLA 200 (156.943)	M 270.910	12.13	1595	B	115 kW	883	32
GLA-CLASS (X156) GLA 200 (156.943)	M 270.910	07.18	1595	B	110 kW	883	32
GLA-CLASS (X156) GLA 200 (156.945)	M 270.920	09.14	1991	B	135 kW	883	32
GLA-CLASS (X156) GLA 200 CDI / d (156.908)	OM 651.930	12.13	2143	D	100 kW	885	41
GLA-CLASS (X156) GLA 200 CDI 4-matic (156.902)	OM 651.930	12.13	2143	D	100 kW	885	41
GLA-CLASS (X156) GLA 200 Flex	M 270.910	06.15	1595	B/E	115 kW	883	32
GLA-CLASS (X156) GLA 220 (156.945)	M 270.920	01.17	1991	B	135 kW	883	32
GLA-CLASS (X156) GLA 220 4-matic (156.947)	M 270.920	12.15	1991	B	135 kW	883	32
GLA-CLASS (X156) GLA 220 CDI (156.903)	OM 651.930	12.13	2143	D	125 kW	885	41
GLA-CLASS (X156) GLA 220 CDI / d (156.903)	OM 651.930	12.13	2143	D	120 kW	885	41
GLA-CLASS (X156) GLA 220 CDI / d 4-matic (156.905)	OM 651.930	12.13	2143	D	120 kW	885	41
GLA-CLASS (X156) GLA 220 CDI 4-matic (156.905)	OM 651.930	12.13	2143	D	125 kW	885	41
GLA-CLASS (X156) GLA 220 d (156.903)	OM 651.930	07.15	2143	D	130 kW	885	41
GLA-CLASS (X156) GLA 220 d 4-matic (156.905)	OM 651.930	07.15	2143	D	130 kW	885	41
GLA-CLASS (X156) GLA 250 (156.944)	M 270.920	12.13	1991	B	155 kW	883	32
GLA-CLASS (X156) GLA 250 4-matic (156.946)	M 270.920	12.13	1991	B	155 kW	883	32
GLA-CLASS (X156) GLA 250 Flex (156.944)	M 270.920	01.15	1991	B/E	155 kW	883	32
GLA-CLASS (X156) GLA 250 Flex 4-matic (156.946)	M 270.920	01.15	1991	B/E	155 kW	883	32
GLA-CLASS (X156) GLA 45 AMG 4-matic (156.952)	M 133.980	05.14	1991	B	265 kW	883	31
GLB (X247) AMG GLB 35 4-matic (247.651)	M 260.920	08.19	1991	B	225 kW	883	32
GLB (X247) GLB 180 d (247.610)	OM 654.920	08.19	1950	D	85 kW	883	28
GLB (X247) GLB 200 d (247.612)	OM 654.920	08.19	1950	D	110 kW	883	28
GLB (X247) GLB 200 d 4-matic (247.613)	OM 654.920	08.19	1950	D	110 kW	883	28
GLB (X247) GLB 220 d (247.614)	OM 654.920	12.19	1950	D	140 kW	883	28
GLB (X247) GLB 220 d 4-matic (247.615)	OM 654.920	08.19	1950	D	140 kW	883	28
GLB (X247) GLB 220	M 260.920	07.19	1991	B	140 kW	883	32
GLB (X247) GLB 250 (247.646)	M 260.920	12.19	1991	B	165 kW	883	32
GLB (X247) GLB 250 4-matic (247.647)	M 260.920	08.19	1991	B	165 kW	883	32
GLC (X253) 200 (253.942)	M 274.920	06.16 - 04.19	1991	B	135 kW	884	34
GLC (X253) 200 4-matic (253.943)	M 274.920	06.16 - 04.19	1991	B	135 kW	884	34
GLC (X253) 200 4-matic (253.943)	M 274.920	05.22	1991	B/E	145 kW	884	34
GLC (X253) 200 EQ Boost (253.980)	M 264.920	04.19	1991	E	145 kW	883	32
GLC (X253) 200 EQ Boost 4-matic (253.981)	M 264.920	04.19	1991	B	145 kW	883	32
GLC (X253) 200 d (253.913)	OM 654.920	04.19	1950	D	120 kW	883	28
GLC (X253) 200 d 4-matic (253.916)	OM 654.920	04.19	1950	D	120 kW	883	28
GLC (X253) 220 d (253.914)	OM 654.920	04.19	1950	D	143 kW	883	28
GLC (X253) 220 d 4-matic (253.905, 253.903)	OM 651.921	06.15 - 04.19	2143	D	125 kW	885	41
GLC (X253) 220 d 4-matic (253.905, 253.903)	OM 651.921	06.15 - 04.19	2143	D	120 kW	885	41
GLC (X253) 220 d 4-matic (253.915)	OM 654.920	04.19	1950	D	143 kW	883	28
GLC (X253) 250 4-matic (253.946)	M 274.920	06.15 - 04.19	1991	B	155 kW	884	34
GLC (X253) 250 CNG 4-matic (253.946)	M 274.920	06.15 - 04.19	1991	B/G	155 kW	884	34
GLC (X253) 250 Flexfuel 4-matic (253.946)	M 274.920	06.15 - 04.19	1991	B/E	155 kW	884	34
GLC (X253) 250 d 4-matic (253.909)	OM 651.921	06.15 - 04.19	2143	D	150 kW	885	41
GLC (X253) 300 (253.948)	M 274.920	01.16 - 04.19	1991	B	180 kW	884	34
GLC (X253) 300 4-matic (253.949)	M 274.920	07.15 - 04.19	1991	B	180 kW	884	34
GLC (X253) 300 4-matic (253.949)	M 274.920	07.15 - 04.19	1991	B	177 kW	884	34
GLC (X253) 300 4-matic (253.949)	M 274.920	05.22	1991	B/E	190 kW	884	34
GLC (X253) 300 EQ Boost (253.983)	M 264.920	09.20	1991	B	190 kW	883	32
GLC (X253) 300 EQ Boost 4-matic (253.984)	M 264.920	04.19	1991	B	190 kW	883	32
GLC (X253) 300 d 4-matic (253.919)	OM 654.920	04.19	1950	D	180 kW	883	28
GLC (X253) 300 de 4-matic (253.911)	OM 654.920	05.20	1950	E	225 kW	883	28
GLC (X253) 300 e 4-matic (253.953)	M 274.920	11.19	1991	E	235 kW	884	34
GLC (X253) 350 d 4-matic (253.925)	OM 642.873	10.16 - 04.19	2987	D	190 kW	884	38





# MERCEDES-BENZ






GLC (X253) 350 e 4-matic (253.954)	M 274.920	01.16 - 04.19	1991	B/E	235 kW	884	34
GLC (X253) 400 d 4-matic (253.923)	OM 656.929	08.19	2925	D	243 kW	883	28
GLC (X253) AMG 43 4-matic (253.964)	M 276.823	01.16 - 08.19	2996	B	270 kW	892	73
GLC (X253) AMG 43 4-matic (253.964)	M 276.823	08.19	2996	B	287 kW	892	73
GLC (X253) AMG 63 4-matic+ (253.988)	M 177.980	06.17	3982	B	350 kW	883	31
GLC (X253) AMG 63 S 4-matic+ (253.989)	M 177.980	06.17	3982	B	375 kW	883	31
GLC (X254) 220d 4-matic (254.605)	OM 654.820	09.22	1992	D	145 kW	883	27
GLC (X254) 300d 4-matic (254.607)	OM 654.820	09.22	1992	D/E	198 kW	883	27
GLC (X254) 300de 4-matic (254.609)	OM 654.820	09.22	1992	D/E	245 kW	883	27
GLC Coupe (C253) 200 (253.342)	M 274.920	06.16 - 04.19	1991	B	135 kW	884	34
GLC Coupe (C253) 200 4-matic (253.343)	M 274.920	11.16 - 04.19	1991	B	135 kW	884	34
GLC Coupe (C253) 200 4-matic (253.343)	M 274.920	05.22	1991	B/E	145 kW	884	34
GLC Coupe (C253) 200 EQ Boost (253.380)	M 264.920	04.19	1991	B	145 kW	883	32
GLC Coupe (C253) 200 EQ Boost 4-matic (253.381)	M 264.920	04.19	1991	B	145 kW	883	32
GLC Coupe (C253) 200 d (253.313)	OM 654.920	04.19	1950	D	120 kW	883	28
GLC Coupe (C253) 200 d 4-matic (253.316)	OM 654.920	04.19	1950	D	120 kW	883	28
GLC Coupe (C253) 220 d 4-matic (253.303, 253.305)	OM 651.921	06.16 - 04.19	2143	D	125 kW	885	41
GLC Coupe (C253) 220 d 4-matic (253.303, 253.305)	OM 651.921	06.16 - 04.19	2143	D	120 kW	885	41
GLC Coupe (C253) 220 d 4-matic (253.315)	OM 654.920	04.19	1950	D	143 kW	883	28
GLC Coupe (C253) 250 4-matic (253.346)	M 274.920	06.16 - 04.19	1991	B	155 kW	884	34
GLC Coupe (C253) 250 d 4-matic (253.309)	OM 651.921	06.16 - 04.19	2143	D	150 kW	885	41
GLC Coupe (C253) 260 4-matic (253.381)	M 264.920	11.19	1991	B	145 kW	883	32
GLC Coupe (C253) 300 4-matic (253.349)	M 274.920	10.16 - 04.19	1991	B	180 kW	884	34
GLC Coupe (C253) 300 4-matic (253.349)	M 274.920	05.22	1991	B/E	190 kW	884	34
GLC Coupe (C253) 300 4-matic (253.384)	M 264.920	11.19	1991	B	190 kW	883	32
GLC Coupe (C253) 300 EQ Boost 4-matic (253.384)	M 264.920	04.19	1991	B	190 kW	883	32
GLC Coupe (C253) 300 d 4-matic (253.319)	OM 654.920	04.19	1950	D	180 kW	883	28
GLC Coupe (C253) 300 de 4-matic (253.311)	OM 654.920	05.20	1950	D	225 kW	883	28
GLC Coupe (C253) 300 e 4-matic (253.353)	M 274.920	11.19	1991	B/E	85 kW	884	34
GLC Coupe (C253) 350 d 4-matic (253.325)	OM 642.873	10.16 - 04.19	2987	D	190 kW	884	38
GLC Coupe (C253) 350 e 4-matic (253.354)	M 274.920	10.16 - 04.19	1991	B	235 kW	884	34
GLC Coupe (C253) 400 d 4-matic (253.323)	OM 656.929	08.19	2925	D	243 kW	883	28
GLC Coupe (C253) AMG 43 4-matic (253.364)	M 276.823	10.16 - 08.19	2996	B	270 kW	892	73
GLC Coupe (C253) AMG 43 4-matic (253.364)	M 276.823	08.19	2996	B	287 kW	892	73
GLC Coupe (C253) AMG 63 4-matic+ (253.388)	M 177.980	06.17	3982	B	350 kW	883	31
GLC Coupe (C253) AMG 63 S 4-matic+ (253.389)	M 177.980	06.17	3982	B	375 kW	883	31
GLE (V167) AMG GLE 53 EQ Boost 4-matic+ (167.161)	M 256.930	04.19	2999	B/E	320 kW	883	31
GLE (V167) AMG GLE 63 EQ Boost 4-matic+ (167.188)	M 177.980	11.19	3982	B/E	420 kW	883	31
GLE (V167) AMG GLE 63 S EQ Boost 4-matic+ (167.189)	M 177.980	11.19	3982	B/E	450 kW	883	31
GLE (V167) GLE 300 d 4-matic (167.119)	OM 654.920	10.18 - 12.22	1950	D	180 kW	883	28
GLE (V167) GLE 300 d EQ Boost 4-matic (167.119, 167.109)	OM 654.820	06.21	1992	D	200 kW	883	27
GLE (V167) GLE 350 (167.148)	M 264.920	04.19	1991	B	190 kW	883	32
GLE (V167) GLE 350 4-matic (167.149)	M 264.920	04.19	1991	B	190 kW	883	32
GLE (V167) GLE 350 d 4-matic (167.121)	OM 656.929	12.18 - 05.21	2925	D	200 kW	883	28
GLE (V167) GLE 350 de 4-matic (167.117)	OM 654.920	03.20	1950	D	235 kW	883	28
GLE (V167) GLE 350 de 4-matic (167.117)	OM 654.920	11.19	1950	E	225 kW	883	28
GLE (V167) GLE 350 e 4-matic (167.154)	M 274.920	06.20	1991	E	245 kW	884	34
GLE (V167) GLE 400 d 4-matic (167.123)	OM 656.929	12.18	2925	D	243 kW	883	28
GLE (V167) GLE 450 EQ Boost 4-matic (167.157)	M 256.925	11.20	2498	B/E	270 kW	879	1
GLE (V167) GLE 450 EQ Boost 4-matic (167.159)	M 256.930	10.18	2999	B/E	270 kW	883	31
GLE (V167) GLE 580 EQ Boost 4-matic (167.186)	M 176.980	05.19	3982	B/E	360 kW	883	31
GLE (W166) 250 d (166.006)	OM 651.960	04.15 - 10.18	2143	D	150 kW	885	43
GLE (W166) 250 d 4-matic (166.004)	OM 651.960	04.15 - 10.18	2143	D	150 kW	885	43
GLE (W166) 320 4-matic (166.062)	M 276.821	10.15 - 10.18	2996	B	200 kW	892	73
GLE (W166) 350 (166.058)	M 276.955	11.15 - 10.18	3498	B	225 kW	904	136
GLE (W166) 350 4-matic (166.057)	M 276.955	11.15 - 10.18	3498	B	225 kW	904	136
GLE (W166) 350 Flexfuel 4-matic (166.057)	M 276.955	11.15 - 10.18	3498	B/E	225 kW	904	136
GLE (W166) 350 d 4-matic (166.024)	OM 642.826	04.15 - 10.18	2987	D	190 kW	884	36
GLE (W166) 350 d 4-matic (166.024)	OM 642.826	04.15 - 10.18	2987	D	183 kW	884	36
GLE (W166) 400 4-matic (166.056)	M 276.821	04.15 - 10.18	2996	B	245 kW	892	73
GLE (W166) 400 4-matic (166.056)	M 276.825	04.15 - 10.18	2996	B	245 kW	892	73
GLE (W166) 450 AMG 4-matic (166.064)	M 276.821	10.15 - 10.18	2996	B	270 kW	892	73

			<b>ccm</b>		<b>kw</b>		<b>1</b> <b>POS</b>
GLE (W166) 500 4-matic (166.073)	M 278.928	04.15 - 10.18	4663	B	320 kW	904	136
GLE (W166) 500 4-matic (166.073)	M 278.928	10.15 - 10.18	4663	B	335 kW	904	136
GLE (W166) 500 4-matic (166.073)	M 278.928	04.15 - 10.18	4663	B	300 kW	904	136
GLE (W166) 500 e 4-matic (166.063)	M 276.821	04.15 - 10.18	2996	E	325 kW	892	73
GLE (W166) AMG 43 4-matic (166.064)	M 276.821	05.16 - 10.18	2996	B	270 kW	892	73
GLE (W166) AMG 43 4-matic (166.064)	M 276.821	06.17 - 10.18	2996	B	287 kW	892	73
GLE (W166) AMG 63 4-matic (166.074)	M 157.982	04.15 - 10.18	5461	B	410 kW	932	229
GLE (W166) AMG 63 4-matic (166.074)	M 157.982	04.15 - 05.17	5461	B	386 kW	932	229
GLE (W166) AMG 63 S 4-matic (166.075)	M 157.982	04.15 - 10.18	5461	B	430 kW	932	229
GLE Coupe (C167) AMG GLE 53 EQ Boost 4-matic+ (167.361)	M 256.930	11.19	2999	B/E	320 kW	883	31
GLE Coupe (C167) AMG GLE 63 EQ Boost 4-matic+ (167.388)	M 177.980	03.20	3982	B/E	420 kW	883	31
GLE Coupe (C167) AMG GLE 63 EQ Boost 4-matic+ (167.389)	M 177.980	03.20	3982	B/E	450 kW	883	31
GLE Coupe (C167) GLE 300 d EQ Boost 4-matic (167.309)	OM 654.820	06.21	1992	D/E	200 kW	883	27
GLE Coupe (C167) GLE 350 4-matic (167.349)	M 264.920	09.20	1991	B	190 kW	883	32
GLE Coupe (C167) GLE 350 d 4-matic (167.321)	OM 656.929	11.19 - 05.21	2925	D	200 kW	883	28
GLE Coupe (C167) GLE 350 d 4-matic	OM 656.929	10.21	2925	D	183 kW	883	28
GLE Coupe (C167) GLE 350 de 4-matic (167.317)	OM 654.920	03.20	1950	D/E	235 kW	883	28
GLE Coupe (C167) GLE 350 e 4-matic (167.354)	M 274.920	06.20	1991	E	245 kW	884	34
GLE Coupe (C167) GLE 400 d 4-matic (167.323)	OM 656.929	11.19	2925	D	243 kW	883	28
GLE Coupe (C167) GLE 450 EQ Boost 4-matic (167.357)	M 256.925	09.20	2498	B	270 kW	879	1
GLE Coupe (C167) GLE 450 EQ Boost 4-matic (167.359)	M 256.930	02.20	2999	B/E	270 kW	883	31
GLE Coupe (C292) 320 4-matic (292.362)	M 276.821	09.15 - 10.19	2996	B	200 kW	892	73
GLE Coupe (C292) 350 d 4-matic (292.323, 292.324)	OM 642.824	03.15 - 10.19	2987	D	190 kW	883	31
GLE Coupe (C292) 350 d 4-matic (292.323, 292.324)	OM 642.826	03.15 - 10.19	2987	D	190 kW	884	36
GLE Coupe (C292) 350 d 4-matic (292.324)	OM 642.826	03.16 - 10.19	2987	D	179 kW	884	36
GLE Coupe (C292) 350 d 4-matic (292.324)	OM 642.826	01.17 - 10.19	2987	D	183 kW	884	36
GLE Coupe (C292) 400 4-matic (292.356)	M 276.821	03.15 - 10.19	2996	B	245 kW	892	73
GLE Coupe (C292) 400 4-matic (292.356)	M 276.825	03.15 - 10.19	2996	B	245 kW	892	73
GLE Coupe (C292) 450 AMG 4-matic (292.364)	M 276.821	03.15 - 10.19	2996	B	270 kW	892	73
GLE Coupe (C292) 500 4-matic (292.371)	M 278.912	12.16 - 10.19	3996	B	310 kW	887	50
GLE Coupe (C292) 500 4-matic (292.373)	M 278.928	10.15 - 10.19	4663	B	335 kW	904	136
GLE Coupe (C292) AMG 43 4-matic (292.364)	M 276.821	05.16 - 10.19	2996	B	270 kW	892	73
GLE Coupe (C292) AMG 43 4-matic (292.364)	M 276.821	06.17 - 10.19	2996	B	287 kW	892	73
GLE Coupe (C292) AMG 63 4-matic (292.374)	M 157.982	03.15 - 10.19	5461	B	410 kW	932	229
GLE Coupe (C292) AMG 63 S 4-matic (292.375)	M 157.982	03.15 - 10.19	5461	B	430 kW	932	229
GLK-CLASS (X204) 200 (204.934)	M 274.920	08.13 - 12.15	1991	B	135 kW	884	34
GLK-CLASS (X204) 200 CDI (204.901)	OM 651.913	07.10 - 06.15	2143	D	105 kW	885	40
GLK-CLASS (X204) 200 CDI (204.901)	OM 651.916	07.10 - 06.15	2143	D	105 kW	885	40
GLK-CLASS (X204) 200 CDI (204.901)	OM 651.916	12.13 - 06.15	2143	D	100 kW	885	40
GLK-CLASS (X204) 220 CDI (204.902)	OM 651.916	12.08 - 06.15	2143	D	125 kW	885	40
GLK-CLASS (X204) 220 CDI (204.902)	OM 651.916	12.08 - 06.15	2143	D	120 kW	885	40
GLK-CLASS (X204) 220 CDI 4-matic (204.984)	OM 651.912	12.08 - 06.15	2143	D	120 kW	885	40
GLK-CLASS (X204) 220 CDI 4-matic (204.984, 204.997)	OM 651.912	12.08 - 06.15	2143	D	125 kW	885	40
GLK-CLASS (X204) 250 (204.936)	M 274.920	08.13 - 06.15	1991	B	155 kW	884	34
GLK-CLASS (X204) 250 4-matic (204.937)	M 274.920	08.13 - 06.15	1991	B	155 kW	884	34
GLK-CLASS (X204) 250 CDI 4-matic (204.982, 204.904)	OM 651.912	09.09 - 06.15	2143	D	150 kW	885	40
GLK-CLASS (X204) 250 CDI 4-matic	OM 651.912	09.12 - 06.15	2143	D	149 kW	885	40
GLK-CLASS (X204) 280 4-matic (204.981)	M 272.948	06.08 - 06.09	2996	B	170 kW	892	73
GLK-CLASS (X204) 300 4-matic (204.981)	M 272.948	11.08 - 12.15	2996	B	170 kW	892	73
GLK-CLASS (X204) 300 4-matic (204.990)	M 276.957	09.09 - 12.15	3498	B	182 kW	904	136
GLK-CLASS (X204) 300 4-matic (204.990)	M 276.957	09.09 - 06.15	3498	B	185 kW	904	136
GLK-CLASS (X204) 320 CDI 4-matic (204.983)	OM 642.961	06.08 - 06.15	2987	D	165 kW	884	36
GLK-CLASS (X204) 350 (204.956)	M 272.991	04.09 - 06.15	3498	B	200 kW	903	131
GLK-CLASS (X204) 350 4-matic (204.987)	M 272.971	06.08 - 12.12	3498	B	200 kW	903	131
GLK-CLASS (X204) 350 4-matic (204.988)	M 276.957	06.08 - 06.15	3498	B	225 kW	904	136
GLK-CLASS (X204) 350 CDI 4-matic (204.992)	OM 642.832	02.10 - 06.15	2987	D	170 kW	884	36
GLK-CLASS (X204) 350 CDI 4-matic (204.992)	OM 642.832	07.09 - 01.10	2987	D	165 kW	884	36
GLK-CLASS (X204) 350 CDI 4-matic (204.993)	OM 642.835	07.12 - 06.15	2987	D	195 kW	884	36
GLK-CLASS (X204) 350 CGI (204.957)	M 276.957	09.12 - 06.15	3498	B	225 kW	904	136
GLS (X166) 320 4-matic (166.862)	M 276.821	10.17 - 04.19	2996	B	200 kW	892	73
GLS (X166) 350 d 4-matic (166.824)	OM 642.826	11.15 - 04.19	2987	D	190 kW	884	36
GLS (X166) 350 d 4-matic (166.824)	OM 642.826	01.17 - 04.19	2987	D	183 kW	884	36



# MERCEDES-BENZ

GLS (X166) 400 4-matic (166.856)	M 276.821	11.15 - 04.19	2996	B	245 kW	892	73
GLS (X166) 450 4-matic (166.864)	M 276.821	06.16 - 04.19	2996	B	270 kW	892	73
GLS (X166) 500 4-matic (166.871)	M 278.910	03.16 - 04.19	3996	B	310 kW	887	50
GLS (X166) 500 4-matic (166.871)	M 278.912	03.16 - 04.19	3996	B	310 kW	887	50
GLS (X166) 500 4-matic (166.873)	M 278.928	11.15 - 04.19	4663	B	335 kW	904	136
GLS (X166) AMG 63 4-matic (166.875)	M 157.982	11.15 - 04.19	5461	B	430 kW	932	229
GLS (X167) 350 d 4-matic (167.921)	OM 656.929	04.19	2925	D	210 kW	883	28
GLS (X167) 400 EQ Boost 4-matic (167.956)	M 256.925	11.20	2498	B	230 kW	879	1
GLS (X167) 400 d 4-matic (167.923)	OM 656.929	04.19	2925	D	243 kW	883	28
GLS (X167) 450 EQ Boost 4-matic (167.957)	M 256.925	11.20	2498	B	270 kW	879	1
GLS (X167) 450 EQ Boost 4-matic (167.959)	M 256.930	06.19	2999	B/E	270 kW	883	31
GLS (X167) 580 EQ Boost 4-matic (167.986, 167.980)	M 176.980	11.19	3982	B/E	360 kW	883	31
GLS (X167) AMG 63 4Matic+ EQ Boost 4-matic+ (167.989)	M 177.980	11.19	3982	B/E	450 kW	883	31
GLS (X167) Maybach 480 EQ Boost 4-matic (167.967)	M 256.930	11.20	2999	B	270 kW	883	31
GLS (X167) Maybach 600 EQ Boost 4-matic (167.987)	M 177.980	11.19	3982	B/E	410 kW	883	31
HECKFLOSSE (W110) 190 DC (110.110)	OM 621.912	06.61 - 08.65	1988	D	40 kW	891	69
HECKFLOSSE (W110) 200 (110.010)	M 121.940	07.65 - 02.68	1988	B	61 kW	887	53
HECKFLOSSE (W110) 200 D (110.110)	OM 621.918	07.65 - 02.68	1988	D	40 kW	891	69
HECKFLOSSE (W110) 200	M 115.926	07.65 - 02.68	1988	B	70 kW	887	53
HECKFLOSSE (W110) 230 (110.011)	M 180.945	07.65 - 02.68	2281	B	77 kW	881	18
HECKFLOSSE (W110) 230 (110.011)	M 180.949	07.65 - 02.68	2281	B	77 kW	881	18
HECKFLOSSE (W110) 230	M 180.950	06.66 - 12.67	2281	B	88 kW	881	18
HECKFLOSSE (W111, W112) 230 S (111.010)	M 180.947	07.65 - 01.68	2281	B	88 kW	881	18
HECKFLOSSE (W111, W112) 230 S (111.010)	M 180.950	07.65 - 01.68	2281	B	88 kW	881	18
HENSCHEL 2-t 206 D 2.2	OM 615.917	02.73 - 12.77	2197	D	44 kW	891	69
HENSCHEL 2-t 206 D 2.2	OM 615.937	02.73 - 12.77	2197	D	44 kW	891	69
HENSCHEL 2-t 206 D 2.2	OM 615.939	02.73 - 12.77	2197	D	44 kW	891	69
M-CLASS (W163) ML 230 (163.136)	M 111.977	02.98 - 06.05	2295	B	110 kW	901	118
M-CLASS (W163) ML 270 CDI (163.113)	OM 612.963	06.99 - 07.05	2685	D	120 kW	893	80
M-CLASS (W163) ML 320 (163.154)	M 112.942	02.98 - 04.03	3199	B	160 kW	900	115
M-CLASS (W163) ML 350 (163.157)	M 112.970	08.02 - 06.05	3724	B	180 kW	907	151
M-CLASS (W163) ML 350	M 112.970	02.03 - 07.05	3724	B	173 kW	907	151
M-CLASS (W163) ML 400 CDI (163.128)	OM 628.963	09.01 - 06.05	3996	D	184 kW	887	51
M-CLASS (W163) ML 430 (163.172)	M 113.942	02.98 - 06.05	4266	B	200 kW	900	115
M-CLASS (W163) ML 500 (163.175)	M 113.964	09.01 - 06.05	4966	B	215 kW	907	151
M-CLASS (W163) ML 500 (163.175)	M 113.965	09.01 - 06.05	4966	B	215 kW	907	151
M-CLASS (W163) ML 55 AMG (163.174)	M 113.981	09.99 - 06.05	5439	B	255 kW	907	151
M-CLASS (W164) ML 280 CDI 4-matic (164.120)	OM 642.940	07.05 - 07.09	2987	D	140 kW	884	36
M-CLASS (W164) ML 300 4-matic (164.182)	M 272.945	03.10 - 12.11	2996	B	170 kW	892	73
M-CLASS (W164) ML 300 CDI 4-matic (164.120)	OM 642.940	07.09 - 12.11	2987	D	140 kW	884	36
M-CLASS (W164) ML 300 CDI 4-matic (164.121)	OM 642.820	06.09 - 12.11	2987	D	150 kW	884	36
M-CLASS (W164) ML 300 CDI 4-matic (164.121)	OM 642.832	06.09 - 12.11	2987	D	150 kW	884	36
M-CLASS (W164) ML 320 CDI 4-matic (164.122)	OM 642.940	03.05 - 07.11	2987	D	165 kW	884	36
M-CLASS (W164) ML 320 CDI 4-matic (164.124, 164.125, 164.122)	OM 642.820	07.05 - 07.11	2987	D	155 kW	884	36
M-CLASS (W164) ML 320 CDI 4-matic (164.124, 164.125, 164.122)	OM 642.940	07.05 - 07.11	2987	D	155 kW	884	36
M-CLASS (W164) ML 320 CDI 4-matic	OM 642.940	09.06 - 12.08	2987	D	160 kW	884	36
M-CLASS (W164) ML 350 (164.156)	M 272.967	01.09 - 12.11	3498	B	200 kW	903	131
M-CLASS (W164) ML 350 4-matic (164.186)	M 272.967	02.05 - 12.12	3498	B	200 kW	903	131
M-CLASS (W164) ML 350 CDI 4-matic (164.122)	OM 642.940	07.09 - 11.12	2987	D	165 kW	884	36
M-CLASS (W164) ML 350 CDI 4-matic (164.125, 164.124)	OM 642.820	09.09 - 12.11	2987	D	155 kW	884	36
M-CLASS (W164) ML 350 CDI 4-matic (164.125, 164.124)	OM 642.820	02.10 - 12.11	2987	D	170 kW	884	36
M-CLASS (W164) ML 350 CDI 4-matic	OM 642.820	09.09 - 12.10	2987	D	157 kW	884	36
M-CLASS (W164) ML 350 CDI 4-matic	OM 642.822	09.10 - 12.11	2987	D	190 kW	884	36
M-CLASS (W164) ML 420 CDI 4-matic (164.128)	OM 629.912	02.06 - 09.09	3996	D	225 kW	887	51
M-CLASS (W164) ML 450 CDI 4-matic (164.128)	OM 629.912	06.09 - 12.11	3996	D	225 kW	887	51
M-CLASS (W164) ML 450 Hybrid 4-matic (164.195)	M 272.973	09.09 - 12.11	3498	B	205 kW	903	133
M-CLASS (W164) ML 500 4-matic (164.172)	M 273.963	09.05 - 12.11	5461	B	285 kW	932	229
M-CLASS (W164) ML 500 4-matic (164.175)	M 113.964	07.05 - 12.11	4966	B	225 kW	907	151
M-CLASS (W164) ML 500 4-matic (164.175)	M 113.964	09.05 - 08.11	4966	B	218 kW	907	151
M-CLASS (W164) ML 63 AMG 4-matic (164.177)	M 156.980	12.05 - 12.11	6208	B	375 kW	936	249
M-CLASS (W164) ML 63 AMG 4-matic (164.177)	M 156.980	09.06 - 12.11	6208	B	375 kW	936	249
M-CLASS (W166) ML 250 CDI / BlueTEC 4-matic (166.004, 166.003)	OM 651.960	06.11 - 12.15	2143	D	150 kW	885	43






			<b>ccm</b>		<b>kw</b>		<b>1 POS</b>
M-CLASS (W166) ML 300 4-matic (166.055)	M 276.955	08.12 - 02.15	3498	B	185 kW	904	136
M-CLASS (W166) ML 300 4-matic (166.055)	M 276.955	08.12 - 02.15	3498	B	183 kW	904	136
M-CLASS (W166) ML 320 4-matic (166.062)	M 276.821	11.13 - 02.15	2996	B	200 kW	892	73
M-CLASS (W166) ML 350 (166.058)	M 276.955	09.11 - 02.15	3498	B	225 kW	904	136
M-CLASS (W166) ML 350 4-matic (166.057)	M 276.955	06.11 - 12.15	3498	B	225 kW	904	136
M-CLASS (W166) ML 350 BlueTEC 4-matic (166.024, 166.023)	OM 642.826	06.11 - 12.15	2987	D	190 kW	884	36
M-CLASS (W166) ML 350 BlueTEC 4-matic (166.024, 166.023)	OM 642.864	06.11 - 12.15	2987	D	190 kW	883	31
M-CLASS (W166) ML 350 CDI 4-matic	OM 642.826	09.12 - 02.14	2987	D	179 kW	884	36
M-CLASS (W166) ML 400 4-matic (166.056)	M 276.821	08.13 - 02.15	2996	B	245 kW	892	73
M-CLASS (W166) ML 500 4-matic (166.073)	M 278.928	02.12 - 02.15	4663	B	300 kW	904	136
M-CLASS (W166) ML 63 AMG 4-matic (166.074)	M 157.980	08.11 - 02.15	5461	B	386 kW	932	229
M-CLASS (W166) ML 63 AMG 4-matic (166.074)	M 157.982	11.11 - 02.15	5461	B	410 kW	932	229
M-CLASS (W166) ML 63 AMG 4-matic (166.074)	M 157.982	08.11 - 02.15	5461	B	386 kW	932	229
MARCO POLO Camper (W447) 160 CDI (447.703)	OM 622.951	03.15	1598	D	65 kW	880	13
MARCO POLO Camper (W447) 170 CDI (447.703)	OM 622.851	06.20	1749	D	75 kW	880	12
MARCO POLO Camper (W447) 180 CDI (447.703)	OM 622.951	03.15	1598	D	84 kW	880	13
MARCO POLO Camper (W447) 200 CDI (447.703)	OM 622.851	06.20	1749	D	100 kW	880	12
MARCO POLO Camper (W447) 200 CDI (447.703, 447.813)	OM 651.950	03.15	2143	D	100 kW	885	41
MARCO POLO Camper (W447) 200 CDI (447.703, 447.813)	OM 654.920	03.19	1950	D	100 kW	883	28
MARCO POLO Camper (W447) 200 CDI 4-matic (447.703, 447.813)	OM 651.950	03.15	2143	D	100 kW	885	41
MARCO POLO Camper (W447) 200 CDI 4-matic (447.703, 447.813)	OM 654.920	03.19	1950	D	100 kW	883	28
MARCO POLO Camper (W447) 220 CDI (447.703, 447.813)	OM 651.950	03.15	2143	D	120 kW	885	41
MARCO POLO Camper (W447) 220 CDI (447.703, 447.813)	OM 654.920	03.19	1950	D	120 kW	883	28
MARCO POLO Camper (W447) 220 CDI 4-matic (447.703, 447.813)	OM 651.950	03.15	2143	D	120 kW	885	41
MARCO POLO Camper (W447) 220 CDI 4-matic (447.703, 447.813)	OM 654.920	03.19	1950	D	120 kW	883	28
MARCO POLO Camper (W447) 250 CDI (447.703, 447.813)	OM 651.950	03.15	2143	D	140 kW	885	41
MARCO POLO Camper (W447) 250 CDI (447.703, 447.813)	OM 654.920	03.19	1950	D	140 kW	883	28
MARCO POLO Camper (W447) 250 CDI 4-matic (447.703, 447.813)	OM 651.950	03.15	2143	D	140 kW	885	41
MARCO POLO Camper (W447) 250 CDI 4-matic (447.703, 447.813)	OM 654.920	03.19	1950	D	140 kW	883	28
MARCO POLO Camper (W447) 300 CDI (447.813, 447.703)	OM 654.920	03.19 - 12.20	1950	D	176 kW	883	28
MARCO POLO Camper (W447) 300 CDI (447.813, 447.703)	OM 654.920	01.21	1950	D	174 kW	883	28
MARCO POLO Camper (W447) 300 CDI 4-matic (447.813, 447.703)	OM 654.920	03.19 - 12.20	1950	D	176 kW	883	28
MARCO POLO Camper (W447) 300 CDI 4-matic (447.813, 447.703)	OM 654.920	01.21	1950	D	174 kW	883	28
MB Bus (W631) 2.0 D	OM 615.963	04.88 - 08.93	1988	D	44 kW	891	69
MB Bus (W631) 2.0 D	OM 615.970	04.88 - 08.93	1988	D	44 kW	891	69
MB Bus (W631) 2.0 D	OM 615.970	09.93 - 04.96	1988	D	45 kW	891	69
MB Bus (W631) D (631.333, 631.343, 631.334, 631.344)	OM 616.963	02.88 - 05.92	2399	D	53 kW	901	119
MB Bus (W631) D (631.333, 631.343, 631.334, 631.344)	OM 616.963	12.90 - 02.96	2399	D	55 kW	901	119
MB Bus (W631) D	OM 616.963	12.90 - 12.94	2399	D	41 kW	901	119
MB Bus (W661) 100 2.3 D (661.212)	OM 661.911	11.99 - 05.05	2299	D	58 kW	899	108
MB Bus (W661) 100 2.9 D (661.217)	OM 662.911	11.99 - 05.05	2874	D	70 kW	899	110
MB Bus (W661) 140 2.9 D (661.227)	OM 662.911	11.99 - 05.05	2874	D	70 kW	899	110
MB Kasten (W631) 2.0 D	OM 615.970	04.88 - 08.93	1988	D	44 kW	891	69
MB Kasten (W631) 2.0 D	OM 615.970	09.93 - 04.96	1988	D	45 kW	891	69
MB Kasten (W631) 2.4 D	OM 616.963	01.93 - 01.96	2399	D	56 kW	901	119
MB Kasten (W631) 2.4 D	OM 616.963	04.94 - 09.96	2399	D	61 kW	901	119
MB Kasten (W631) D (631.332, 631.342)	OM 616.963	02.88 - 05.92	2399	D	53 kW	901	119
MB Kasten (W631) D (631.332, 631.342)	OM 616.963	12.90 - 02.96	2399	D	55 kW	901	119
MB Kasten (W661) 100 2.3 D	OM 661.911	11.99 - 01.03	2299	D	58 kW	899	108
MB Kasten (W661) 100 2.9 D	OM 662.911	10.01 - 05.05	2874	D	70 kW	899	110
MB Kasten (W661) 140 2.9 D	OM 662.911	11.99 - 05.05	2874	D	70 kW	899	110
MB Pritsche/Fahrgestell (W631) D (631.340)	OM 616.963	12.90 - 02.96	2399	D	55 kW	901	119
MB Pritsche/Fahrgestell (W631) D (631.340)	OM 616.963	02.88 - 05.92	2399	D	53 kW	901	119
PAGODE (W113) 230 SL (113.042)	M 127.981	01.63 - 01.67	2306	B	110 kW	882	21
PAGODE (W113) 250 SL (113.043)	M 129.982	01.66 - 01.68	2496	B	110 kW	881	20
PAGODE (W113) 280 SL (113.044)	M 130.983	01.68 - 03.71	2778	B	125 kW	887	52
PONTON (W120) 180 D (120.110)	OM 636.930	01.53 - 07.59	1767	D	32 kW	879	7
R-CLASS (W251, V251) R 280 (251.054, 251.154)	M 272.945	01.07 - 12.14	2996	B	170 kW	892	73
R-CLASS (W251, V251) R 280 4-matic (251.062)	M 272.945	05.07 - 12.11	2996	B	170 kW	892	73
R-CLASS (W251, V251) R 280 CDI (251.121, 251.026, 251.126)	OM 642.870	05.06 - 12.12	2987	D	140 kW	884	36
R-CLASS (W251, V251) R 280 CDI (251.121, 251.026, 251.126)	OM 642.872	05.06 - 12.12	2987	D	140 kW	884	36
R-CLASS (W251, V251) R 280 CDI (251.121, 251.026, 251.126)	OM 642.950	05.06 - 12.12	2987	D	140 kW	884	36





# MERCEDES-BENZ






R-CLASS (W251, V251) R 280 CDI 4-matic (251.020)	OM 642.950	05.06 - 12.12	2987	D	140 kW	884	36
R-CLASS (W251, V251) R 300 (251.054, 251.154)	M 272.945	03.09 - 12.14	2996	B	170 kW	892	73
R-CLASS (W251, V251) R 300 (251.154)	M 272.945	01.11 - 12.14	2996	B	180 kW	892	73
R-CLASS (W251, V251) R 300 4-matic (251.062)	M 272.945	07.09 - 12.11	2996	B	170 kW	892	73
R-CLASS (W251, V251) R 300 CDI (251.021, 251.121, 251.026, 251.126)	OM 642.870	07.09 - 12.12	2987	D	140 kW	884	36
R-CLASS (W251, V251) R 300 CDI (251.021, 251.121, 251.026, 251.126)	OM 642.872	07.09 - 12.12	2987	D	140 kW	884	36
R-CLASS (W251, V251) R 300 CDI (251.021, 251.121, 251.026, 251.126)	OM 642.950	07.09 - 12.12	2987	D	140 kW	884	36
R-CLASS (W251, V251) R 300 CDI 4-matic (251.020)	OM 642.950	07.09 - 12.12	2987	D	140 kW	884	36
R-CLASS (W251, V251) R 320 4-matic (251.163)	M 276.826	01.14 - 10.17	2996	B	200 kW	892	74
R-CLASS (W251, V251) R 320 CDI 4-matic (251.022, 251.122)	OM 642.950	01.06 - 07.10	2987	D	165 kW	884	36
R-CLASS (W251, V251) R 320 CDI 4-matic (251.125)	OM 642.870	01.06 - 12.12	2987	D	155 kW	884	36
R-CLASS (W251, V251) R 320 CDI 4-matic (251.125)	OM 642.950	01.06 - 12.12	2987	D	155 kW	884	36
R-CLASS (W251, V251) R 320 CDI 4-matic	OM 642.870	09.08 - 12.09	2987	D	157 kW	884	36
R-CLASS (W251, V251) R 320 CDI 4-matic	OM 642.950	09.06 - 12.08	2987	D	160 kW	884	36
R-CLASS (W251, V251) R 350 (251.056, 251.156)	M 272.967	01.07 - 12.12	3498	B	200 kW	903	131
R-CLASS (W251, V251) R 350 4-matic (251.065, 251.165)	M 272.967	08.05 - 12.12	3498	B	200 kW	903	131
R-CLASS (W251, V251) R 350 CDI 4-matic (251.022, 251.122)	OM 642.950	07.09 - 12.12	2987	D	165 kW	884	36
R-CLASS (W251, V251) R 350 CDI 4-matic (251.023, 251.123)	OM 642.872	08.10 - 12.14	2987	D	195 kW	884	36
R-CLASS (W251, V251) R 350 CDI 4-matic (251.124, 251.125)	OM 642.870	01.06 - 12.14	2987	D	155 kW	884	36
R-CLASS (W251, V251) R 350 CDI 4-matic (251.124, 251.125)	OM 642.950	01.06 - 12.14	2987	D	155 kW	884	36
R-CLASS (W251, V251) R 350 CDI 4-matic	OM 642.870	09.09 - 12.13	2987	D	157 kW	884	36
R-CLASS (W251, V251) R 350 CGI 4-matic (251.057, 251.157)	M 276.958	10.11 - 12.14	3498	B	225 kW	904	136
R-CLASS (W251, V251) R 400 4-matic (251.166)	M 276.825	01.14 - 10.17	2996	B	245 kW	892	73
R-CLASS (W251, V251) R 400 4-matic (251.166)	M 276.826	01.14 - 10.17	2996	B	245 kW	892	74
R-CLASS (W251, V251) R 500 4-matic (251.072, 251.172)	M 273.963	08.05 - 12.14	5461	B	285 kW	932	229
R-CLASS (W251, V251) R 500 4-matic (251.075, 251.175)	M 113.960	08.05 - 12.14	4966	B	225 kW	907	151
R-CLASS (W251, V251) R 500 4-matic (251.075, 251.175)	M 113.971	08.05 - 12.14	4966	B	225 kW	907	151
R-CLASS (W251, V251) R 500 4-matic	M 113.971	01.06 - 12.06	4966	B	218 kW	907	151
R-CLASS (W251, V251) R 63 AMG 4-matic (251.077, 251.177)	M 156.980	02.06 - 07.13	6208	B	375 kW	936	249
R-CLASS (W251, V251) R 63 AMG 4-matic (251.077, 251.177)	M 156.980	09.06 - 12.07	6208	B	375 kW	936	249
S-CLASS (V223) S 350 d (223.130)	OM 656.929	09.20	2925	D	210 kW	883	28
S-CLASS (V223) S 350 d 4-matic (223.131)	OM 656.929	09.20	2925	D	210 kW	883	28
S-CLASS (V223) S 400 EQ Boost (223.157)	M 256.925	08.21	2498	B/E	230 kW	879	1
S-CLASS (V223) S 400 EQ Boost (223.159)	M 256.930	01.21	2999	B/E	230 kW	883	31
S-CLASS (V223) S 400 d 4-matic (223.133)	OM 656.929	09.20	2925	D	243 kW	883	28
S-CLASS (V223) S 450 EQ Boost (223.155)	M 256.925	08.21	2498	B	270 kW	879	1
S-CLASS (V223) S 450 EQ Boost (223.160)	M 256.930	01.21	2999	B/E	270 kW	883	31
S-CLASS (V223) S 450 EQ Boost 4-matic (223.156)	M 256.925	08.21	2498	B	270 kW	879	1
S-CLASS (V223) S 450 EQ Boost 4-matic (223.161)	M 256.930	10.20	2999	B/E	270 kW	883	31
S-CLASS (V223) S 450 e (223.166)	M 256.930	05.22	2999	B/E	300 kW	883	31
S-CLASS (V223) S 500 EQ Boost 4-matic (223.163)	M 256.930	09.20	2999	B/E	320 kW	883	31
S-CLASS (V223) S 580 4-matic (223.176)	M 176.980	05.21	3982	B/E	370 kW	883	31
S-CLASS (V223) S 580 e (223.168)	M 256.930	07.21	2999	B	375 kW	883	31
S-CLASS (V223) S 580 e 4-matic (223.169)	M 256.930	07.21	2999	B/E	375 kW	883	31
S-CLASS (W116) 280 S (116.020)	M 110.922	08.72 - 07.80	2746	B	115 kW	886	47
S-CLASS (W116) 280 S (116.020)	M 110.922	08.72 - 07.80	2746	B	118 kW	886	47
S-CLASS (W116) 280 SE, SEL (116.024)	M 110.983	08.72 - 07.80	2746	B	136 kW	886	47
S-CLASS (W116) 280 SE, SEL (116.024)	M 110.985	08.72 - 07.80	2746	B	130 kW	886	47
S-CLASS (W116) 280 SE, SEL (116.024)	M 110.985	08.72 - 07.80	2746	B	136 kW	886	47
S-CLASS (W116) 350 SE, SEL (116.028, 116.029)	M 116.983	08.72 - 02.76	3499	B	147 kW	903	129
S-CLASS (W116) 350 SE, SEL (116.028, 116.029)	M 116.985	03.76 - 03.80	3499	B	143 kW	903	129
S-CLASS (W116) 350 SE, SEL (116.028, 116.029)	M 116.985	03.76 - 03.80	3499	B	151 kW	903	129
S-CLASS (W116) 450 SE, SEL (116.032)	M 117.983	01.73 - 04.80	4520	B	165 kW	903	129
S-CLASS (W116) 450 SE, SEL (116.032)	M 117.986	01.73 - 04.80	4520	B	165 kW	903	129
S-CLASS (W116) 450 SE, SEL (116.033)	M 117.983	12.75 - 04.80	4520	B	160 kW	903	129
S-CLASS (W116) 450 SE, SEL (116.033)	M 117.985	12.75 - 04.80	4520	B	160 kW	903	129
S-CLASS (W116) 450 SE, SEL (116.033)	M 117.986	12.75 - 04.80	4520	B	160 kW	903	129
S-CLASS (W116) 450 SEL (116.033)	M 117.983	09.79 - 07.80	4520	B	119 kW	903	129
S-CLASS (W116) 450 SE	M 117.983	08.72 - 12.76	4520	B	143 kW	903	129
S-CLASS (W126) 260 SE (126.020)	M 103.941	09.85 - 06.91	2599	B	118 kW	883	30
S-CLASS (W126) 260 SE (126.020)	M 103.941	09.85 - 06.91	2599	B	122 kW	883	30
S-CLASS (W126) 280 S (126.021)	M 110.924	12.79 - 07.85	2746	B	115 kW	886	48

			<b>ccm</b>		<b>kw</b>		<b>1 POS</b>
S-CLASS (W126) 280 S (126.021)	M 110.926	12.79 - 07.85	2746	B	115 kW	886	48
S-CLASS (W126) 280 SE, SEL (126.022, 126.023)	M 110.987	10.79 - 03.86	2746	B	136 kW	886	48
S-CLASS (W126) 280 SE, SEL (126.022, 126.023)	M 110.989	10.79 - 03.86	2746	B	136 kW	886	48
S-CLASS (W126) 3.8	M 116.960	08.80 - 08.84	3818	B	160 kW	902	127
S-CLASS (W126) 3.8	M 116.961	08.80 - 08.84	3818	B	160 kW	902	127
S-CLASS (W126) 300 SD (126.120)	OM 617.951	09.80 - 12.85	2998	D	92 kW	901	122
S-CLASS (W126) 300 SDL (126.125)	OM 603.961	09.86 - 12.87	2996	D	107 kW	889	61
S-CLASS (W126) 300 SDL (126.125)	OM 603.961	09.85 - 12.86	2996	D	110 kW	889	61
S-CLASS (W126) 300 SE, SEL (126.024, 126.025)	M 103.981	01.86 - 06.91	2960	B	132 kW	894	88
S-CLASS (W126) 300 SE, SEL (126.024, 126.025)	M 103.981	09.85 - 12.89	2960	B	138 kW	894	88
S-CLASS (W126) 380 SE, SEL (126.032)	M 116.963	10.81 - 08.85	3839	B	150 kW	891	72
S-CLASS (W126) 380 SE, SEL (126.032, 126.033)	M 116.961	12.79 - 03.86	3818	B	160 kW	902	127
S-CLASS (W126) 380 SE, SEL (126.032, 126.033)	M 116.963	01.81 - 03.86	3839	B	145 kW	891	72
S-CLASS (W126) 420 SE, SEL (126.034)	M 116.965	08.85 - 12.87	4196	B	160 kW	903	128
S-CLASS (W126) 420 SE, SEL (126.034, 126.035)	M 116.965	03.83 - 06.91	4196	B	150 kW	903	128
S-CLASS (W126) 420 SE, SEL	M 116.965	10.85 - 06.91	4196	B	165 kW	903	128
S-CLASS (W126) 420 SE, SEL	M 116.965	10.85 - 12.87	4196	B	170 kW	903	128
S-CLASS (W126) 420 SE, SEL	M 116.965	10.85 - 06.91	4196	B	150 kW	903	128
S-CLASS (W126) 500 SE, SEL (126.036)	M 117.961	12.79 - 08.85	4973	B	170 kW	906	144
S-CLASS (W126) 500 SE, SEL (126.036)	M 117.961	12.79 - 08.85	4973	B	177 kW	906	144
S-CLASS (W126) 500 SE, SEL (126.036)	M 117.963	12.79 - 08.85	4973	B	170 kW	906	145
S-CLASS (W126) 500 SE, SEL (126.036)	M 117.963	12.79 - 08.85	4973	B	177 kW	906	145
S-CLASS (W126) 500 SE, SEL (126.036)	M 117.964	09.85 - 06.91	4973	B	180 kW	906	145
S-CLASS (W126) 500 SE, SEL (126.036)	M 117.965	09.85 - 06.91	4973	B	164 kW	906	145
S-CLASS (W126) 500 SE, SEL (126.036)	M 117.965	09.85 - 06.91	4973	B	180 kW	906	145
S-CLASS (W126) 500 SE, SEL Cat	M 117.965	06.89 - 06.91	4973	B	185 kW	906	145
S-CLASS (W126) 500 SE, SEL	M 117.965	09.87 - 06.91	4973	B	185 kW	906	145
S-CLASS (W126) 500 SE, SEL	M 117.965	09.87 - 06.91	4973	B	195 kW	906	145
S-CLASS (W126) 560 SE, SEL (126.038)	M 117.968	10.85 - 12.87	5547	B	200 kW	906	146
S-CLASS (W126) 560 SE, SEL (126.038, 126.039)	M 117.968	08.85 - 06.91	5547	B	178 kW	906	146
S-CLASS (W126) 560 SE, SEL	M 117.968	08.87 - 06.91	5547	B	205 kW	906	146
S-CLASS (W126) 560 SE, SEL	M 117.968	10.85 - 06.91	5547	B	220 kW	906	146
S-CLASS (W140) 300 SE 2.8 (140.028)	M 104.944	01.93 - 10.98	2799	B	145 kW	900	112
S-CLASS (W140) 300 SE, SEL/S320 (140.032, 140.033)	M 104.990	03.91 - 10.98	3199	B	170 kW	900	113
S-CLASS (W140) 300 SE, SEL/S320 (140.032, 140.033)	M 104.994	03.91 - 10.98	3199	B	170 kW	900	112
S-CLASS (W140) 400 SE, SEL/S420 (140.042, 140.043)	M 119.971	02.91 - 10.98	4196	B	210 kW	903	130
S-CLASS (W140) 500 SE, SEL (140.050, 140.051)	M 119.970	02.91 - 10.98	4973	B	240 kW	907	148
S-CLASS (W140) 600 SE, SEL (140.056, 140.057)	M 120.980	04.91 - 12.92	5987	B	300 kW	896	96
S-CLASS (W140) 600 SE, SEL (140.056, 140.057)	M 120.982	04.91 - 12.92	5987	B	300 kW	896	96
S-CLASS (W140) S 280 (140.028)	M 104.944	02.93 - 10.98	2799	B	142 kW	900	112
S-CLASS (W140) S 300 Turbo-D (140.135)	OM 606.961	05.96 - 10.98	2996	D	130 kW	891	68
S-CLASS (W140) S 320	M 104.990	09.93 - 08.98	3199	B	162 kW	900	113
S-CLASS (W140) S 350 Turbo-D (140.134)	OM 603.971	09.91 - 10.98	3449	D	110 kW	898	105
S-CLASS (W140) S 420 (140.042, 140.043)	M 119.971	04.92 - 10.98	4196	B	205 kW	903	130
S-CLASS (W140) S 420 (140.042, 140.043)	M 119.981	04.92 - 10.98	4196	B	205 kW	903	130
S-CLASS (W140) S 420	M 119.971	02.91 - 10.98	4196	B	214 kW	903	130
S-CLASS (W140) S 500 (140.050, 140.051)	M 119.970	06.92 - 10.98	4973	B	235 kW	907	148
S-CLASS (W140) S 500 (140.050, 140.051)	M 119.980	06.92 - 10.98	4973	B	235 kW	907	149
S-CLASS (W140) S 600 (140.056, 140.057)	M 120.980	04.91 - 10.98	5987	B	290 kW	896	96
S-CLASS (W140) S 600 (140.056, 140.057)	M 120.982	04.91 - 10.98	5987	B	290 kW	896	96
S-CLASS (W220) S 280 (220.063, 220.163)	M 112.922	10.98 - 08.05	2799	B	150 kW	900	115
S-CLASS (W220) S 320 (220.065, 220.165)	M 112.944	10.98 - 08.05	3199	B	165 kW	900	115
S-CLASS (W220) S 320 CDI (220.025, 220.125)	OM 648.960	09.02 - 08.05	3222	D	150 kW	894	87
S-CLASS (W220) S 320 CDI (220.026, 220.126)	OM 613.960	08.99 - 09.02	3222	D	145 kW	893	82
S-CLASS (W220) S 350 (220.067, 220.167)	M 112.972	09.02 - 08.05	3724	B	180 kW	907	151
S-CLASS (W220) S 350 4-matic (220.087, 220.187)	M 112.975	06.03 - 08.05	3724	B	180 kW	907	151
S-CLASS (W220) S 400 CDI (220.028, 220.128)	OM 628.960	03.00 - 08.05	3996	D	184 kW	887	51
S-CLASS (W220) S 400 CDI (220.028, 220.128)	OM 628.960	06.03 - 08.05	3996	D	191 kW	887	51
S-CLASS (W220) S 430 (220.070, 220.170)	M 113.941	09.98 - 08.05	4266	B	205 kW	900	115
S-CLASS (W220) S 430 4-matic (220.083, 220.183)	M 113.948	09.02 - 08.05	4266	B	205 kW	900	115
S-CLASS (W220) S 500 (220.075, 220.175, 220.875)	M 113.960	10.98 - 08.05	4966	B	225 kW	907	151
S-CLASS (W220) S 500 (220.075, 220.175, 220.875)	M 113.960	10.98 - 12.03	4966	B	220 kW	907	151



# MERCEDES-BENZ

S-CLASS (W220) S 500 (220.075, 220.175, 220.875)	M 113.966	10.98 - 08.05	4966	B	225 kW	907	151
S-CLASS (W220) S 500 4-matic (220.084, 220.184)	M 113.966	09.02 - 08.05	4966	B	225 kW	907	151
S-CLASS (W220) S 55 AMG (220.073, 220.173)	M 113.986	04.99 - 08.05	5439	B	265 kW	907	151
S-CLASS (W220) S 55 AMG Kompressor (220.074, 220.174)	M 113.991	06.02 - 08.05	5439	B	368 kW	907	151
S-CLASS (W220) S 600 (220.176)	M 275.950	09.02 - 08.05	5513	B	368 kW	883	27
S-CLASS (W220) S 65 AMG (220.179)	M 275.980	03.04 - 08.05	5980	B	450 kW	883	29
S-CLASS (W221) S 250 CDI (221.003, 221.103)	OM 651.961	01.11 - 12.13	2143	D	150 kW	885	43
S-CLASS (W221) S 280 (221.054)	M 272.946	08.06 - 12.13	2996	B	170 kW	892	73
S-CLASS (W221) S 300 (221.054, 221.154)	M 272.946	01.06 - 12.13	2996	B	170 kW	892	73
S-CLASS (W221) S 300 (221.154)	M 272.946	04.12 - 12.13	2996	B	180 kW	892	73
S-CLASS (W221) S 320 CDI (221.022, 221.122)	OM 642.930	12.05 - 06.09	2987	D	173 kW	884	36
S-CLASS (W221) S 320 CDI 4-matic (221.080, 221.180)	OM 642.932	10.06 - 12.13	2987	D	173 kW	884	36
S-CLASS (W221) S 320 CDI 4-matic (221.080, 221.180)	OM 642.932	10.05 - 12.13	2987	D	155 kW	884	36
S-CLASS (W221) S 320 CDI	OM 642.930	10.05 - 12.13	2987	D	155 kW	884	36
S-CLASS (W221) S 350 (221.056, 221.156)	M 272.965	09.05 - 12.13	3498	B	200 kW	903	131
S-CLASS (W221) S 350 4-matic (221.087, 221.187)	M 272.975	09.06 - 12.13	3498	B	200 kW	903	131
S-CLASS (W221) S 350 BlueTEC 4-matic (221.083, 221.183)	OM 642.868	04.11 - 12.13	2987	D	190 kW	884	36
S-CLASS (W221) S 350 BlueTEC (221.026, 221.126)	OM 642.862	04.11 - 12.13	2987	D	190 kW	884	36
S-CLASS (W221) S 350 CDI 4-matic (221.080, 221.081)	OM 642.932	01.09 - 12.10	2987	D	155 kW	884	36
S-CLASS (W221) S 350 CDI 4-matic (221.080, 221.180)	OM 642.932	06.09 - 07.13	2987	D	173 kW	884	36
S-CLASS (W221) S 350 CDI	OM 642.930	06.09 - 12.13	2987	D	173 kW	884	36
S-CLASS (W221) S 350 CDI	OM 642.930	06.09 - 12.13	2987	D	155 kW	884	36
S-CLASS (W221) S 350 CGI (221.057, 221.157)	M 276.950	11.06 - 12.13	3498	B	225 kW	904	136
S-CLASS (W221) S 350 CGI 4-matic (221.082, 221.182)	M 276.950	04.11 - 12.13	3498	B	225 kW	904	136
S-CLASS (W221) S 400 4-matic	M 273.924	09.08 - 12.09	4663	B	250 kW	903	131
S-CLASS (W221) S 400 Hybrid (221.095, 221.195)	M 272.974	01.09 - 12.13	3498	B/E	205 kW	903	133
S-CLASS (W221) S 420 CDI (221.028, 221.128)	OM 629.911	10.06 - 12.09	3996	D	235 kW	887	51
S-CLASS (W221) S 450 (221.070, 221.170)	M 273.922	12.05 - 12.13	4663	B	250 kW	903	131
S-CLASS (W221) S 450 4-matic (221.084, 221.184)	M 273.924	12.05 - 12.13	4663	B	250 kW	903	131
S-CLASS (W221) S 450 CDI (221.028, 221.128)	OM 629.911	01.09 - 12.13	3996	D	235 kW	887	51
S-CLASS (W221) S 500 (221.071, 221.171)	M 273.961	09.05 - 12.13	5461	B	285 kW	932	229
S-CLASS (W221) S 500 4-matic (221.086, 221.186)	M 273.961	10.05 - 12.13	5461	B	285 kW	932	229
S-CLASS (W221) S 500 4-matic (221.086, 221.186)	M 273.968	10.05 - 12.13	5461	B	285 kW	932	229
S-CLASS (W221) S 500 CGI (221.073, 221.173)	M 278.932	04.11 - 12.13	4663	B	320 kW	904	136
S-CLASS (W221) S 500 CGI 4-matic (221.094, 221.194)	M 278.932	03.11 - 12.13	4663	B	320 kW	904	136
S-CLASS (W221) S 500	M 273.961	01.10 - 12.13	5461	B	271 kW	932	229
S-CLASS (W221) S 550 (221.073, 221.173)	M 278.932	09.11 - 12.13	4663	B	320 kW	904	136
S-CLASS (W221) S 550 4-matic (221.094, 221.194)	M 278.932	09.11 - 12.13	4663	B	320 kW	904	136
S-CLASS (W221) S 600 (221.176)	M 275.953	12.05 - 12.13	5513	B	380 kW	883	27
S-CLASS (W221) S 63 AMG (221.074, 221.174)	M 157.980	02.12 - 12.13	5461	B	420 kW	932	229
S-CLASS (W221) S 63 AMG (221.074, 221.174)	M 157.980	03.11 - 12.13	5461	B	400 kW	932	229
S-CLASS (W221) S 63 AMG (221.077, 221.177)	M 156.984	10.06 - 12.13	6208	B	386 kW	936	249
S-CLASS (W221) S 65 AMG (221.179)	M 275.982	10.10 - 12.13	5980	B	463 kW	883	29
S-CLASS (W221) S 65 AMG (221.179)	M 275.982	12.05 - 12.13	5980	B	450 kW	883	29
S-CLASS (W222, V222, X222) AMG S 63 (222.187)	M 177.980	05.17	3982	B	450 kW	883	31
S-CLASS (W222, V222, X222) AMG S 63 4-matic+ (222.188)	M 177.980	05.17	3982	B	450 kW	883	31
S-CLASS (W222, V222, X222) S 300 BlueTEC Hybrid / h (222.104, 222.004)	OM 651.921	02.14 - 05.17	2143	E	170 kW	885	41
S-CLASS (W222, V222, X222) S 320 (222.162)	M 276.824	05.14	2996	B	200 kW	892	73
S-CLASS (W222, V222, X222) S 320 EQ Boost (222.150)	M 264.920	08.18	1991	B	220 kW	883	32
S-CLASS (W222, V222, X222) S 320 EQ Boost (222.156)	M 256.930	05.20	2999	B	220 kW	883	31
S-CLASS (W222, V222, X222) S 350 (222.155)	M 276.824	09.17	2996	B	230 kW	892	73
S-CLASS (W222, V222, X222) S 350 BlueTEC / d (222.132, 222.032, 222.123)	OM 642.861	05.13 - 05.17	2987	D	190 kW	884	36
S-CLASS (W222, V222, X222) S 350 BlueTEC / d 4-matic (222.033, 222.133)	OM 642.861	02.14 - 05.17	2987	D	190 kW	884	36
S-CLASS (W222, V222, X222) S 350 BlueTEC / d 4-matic (222.033, 222.133)	OM 642.867	02.14 - 05.17	2987	D	190 kW	884	37
S-CLASS (W222, V222, X222) S 350 BlueTEC 4-matic (222.133)	OM 642.867	02.14 - 05.17	2987	D	185 kW	884	37
S-CLASS (W222, V222, X222) S 350 d (222.020, 222.120)	OM 656.929	07.17	2925	D	210 kW	883	28
S-CLASS (W222, V222, X222) S 350 d 4-matic (222.021, 222.121)	OM 656.929	05.17	2925	D	210 kW	883	28
S-CLASS (W222, V222, X222) S 350 d 4-matic (222.121)	OM 656.929	07.18	2925	D	183 kW	883	28
S-CLASS (W222, V222, X222) S 400 (222.165)	M 276.824	09.13 - 12.17	2996	B	245 kW	892	73
S-CLASS (W222, V222, X222) S 400 4-matic (222.067, 222.167)	M 276.824	11.14 - 05.17	2996	B	245 kW	892	73
S-CLASS (W222, V222, X222) S 400 Hybrid / h (222.057, 222.157)	M 276.960	05.13 - 05.17	3498	E	225 kW	903	133
S-CLASS (W222, V222, X222) S 400 Maybach 4-matic (222.967)	M 276.824	01.15 - 05.17	2996	B	245 kW	892	73

			<b>ccm</b>		<b>kw</b>		<b>1 POS</b>
S-CLASS (W222, V222, X222) S 400 d (222.034, 222.134)	OM 642.864	07.17	2987	D	250 kW	883	31
S-CLASS (W222, V222, X222) S 400 d (222.034, 222.134)	OM 656.929	07.17	2925	D	250 kW	883	28
S-CLASS (W222, V222, X222) S 400 d 4-matic (222.035, 222.135)	OM 656.929	05.17	2925	D	250 kW	883	28
S-CLASS (W222, V222, X222) S 450 (222.066, 222.166)	M 276.824	02.17	2996	B	270 kW	892	73
S-CLASS (W222, V222, X222) S 450 4-matic (222.064, 222.164, 222.964)	M 276.824	02.17	2996	B	270 kW	892	73
S-CLASS (W222, V222, X222) S 450 EQ Boost (222.158, 222.058)	M 256.930	07.17	2999	E	270 kW	883	31
S-CLASS (W222, V222, X222) S 450 EQ Boost 4-matic (222.059, 222.159)	M 256.930	07.17	2999	E	270 kW	883	31
S-CLASS (W222, V222, X222) S 450 Maybach 4-matic (222.964)	M 256.930	09.17	2999	B	270 kW	883	31
S-CLASS (W222, V222, X222) S 450 Maybach 4-matic (222.964)	M 276.824	09.17	2996	B	270 kW	892	73
S-CLASS (W222, V222, X222) S 450 Maybach EQ Boost 4-matic (222.959)	M 256.930	03.20	2999	B	270 kW	883	31
S-CLASS (W222, V222, X222) S 500 (222.082, 222.182)	M 278.929	05.13 - 05.17	4663	B	335 kW	904	136
S-CLASS (W222, V222, X222) S 500 (222.082, 222.182)	M 278.929	09.13	4663	B	320 kW	904	136
S-CLASS (W222, V222, X222) S 500 (222.182)	M 278.929	06.14 - 05.17	4663	B	338 kW	904	136
S-CLASS (W222, V222, X222) S 500 4-matic (222.085, 222.185)	M 278.929	05.13 - 05.17	4663	B	335 kW	904	136
S-CLASS (W222, V222, X222) S 500 4-matic (222.169)	M 256.930	11.17	2999	B	320 kW	883	31
S-CLASS (W222, V222, X222) S 500 4-matic (222.184)	M 278.910	02.14 - 05.17	3996	B	310 kW	887	50
S-CLASS (W222, V222, X222) S 500 4-matic (222.185)	M 278.929	09.13 - 05.17	4663	B	320 kW	904	136
S-CLASS (W222, V222, X222) S 500 EQ Boost (222.060, 222.160)	M 256.930	07.17	2999	E	320 kW	883	31
S-CLASS (W222, V222, X222) S 500 EQ Boost 4-matic (222.169)	M 256.930	09.19	2999	B	320 kW	883	31
S-CLASS (W222, V222, X222) S 500 Hybrid / e (222.163)	M 276.824	07.14 - 05.17	2996	B/E	325 kW	892	73
S-CLASS (W222, V222, X222) S 500 Maybach (222.982)	M 278.929	12.14 - 05.17	4663	B	335 kW	904	136
S-CLASS (W222, V222, X222) S 500 Maybach (222.982)	M 278.929	12.14 - 05.17	4663	B	338 kW	904	136
S-CLASS (W222, V222, X222) S 500 Maybach 4-matic (222.984)	M 278.910	09.15 - 05.17	3996	B	310 kW	887	50
S-CLASS (W222, V222, X222) S 500 Maybach 4-matic (222.985)	M 278.929	04.15 - 12.17	4663	B	335 kW	904	136
S-CLASS (W222, V222, X222) S 560 (222.083, 222.183)	M 176.980	07.17	3982	B	345 kW	883	31
S-CLASS (W222, V222, X222) S 560 4-matic (222.086, 222.186)	M 176.980	05.17	3982	B	345 kW	883	31
S-CLASS (W222, V222, X222) S 560 Maybach (222.983)	M 176.980	07.17	3982	B	345 kW	883	31
S-CLASS (W222, V222, X222) S 560 Maybach 4-matic (222.986)	M 176.980	07.17	3982	B	345 kW	883	31
S-CLASS (W222, V222, X222) S 560 e (222.173)	M 276.824	10.18	2996	E	350 kW	892	73
S-CLASS (W222, V222, X222) S 600 (222.176)	M 277.980	02.14	5980	B	390 kW	883	29
S-CLASS (W222, V222, X222) S 600 Maybach (222.976)	M 277.980	12.14 - 11.18	5980	B	390 kW	883	29
S-CLASS (W222, V222, X222) S 63 AMG (222.077)	M 157.985	01.14 - 05.17	5461	B	435 kW	932	229
S-CLASS (W222, V222, X222) S 63 AMG (222.077, 222.177)	M 157.985	05.13 - 05.17	5461	B	430 kW	932	229
S-CLASS (W222, V222, X222) S 63 AMG 4-matic (222.178)	M 157.985	05.13 - 12.17	5461	B	430 kW	932	229
S-CLASS (W222, V222, X222) S 65 AMG (222.179)	M 279.980	05.13	5980	B	463 kW	883	29
S-CLASS (W222, V222, X222) S 650 Maybach (222.980)	M 277.980	03.19	5980	B	390 kW	883	29
S-CLASS (W222, V222, X222) S 650 Maybach (222.980)	M 279.980	07.17	5980	B	463 kW	883	29
S-CLASS (W223) S 350 d (223.030)	OM 656.929	09.20	2925	D	210 kW	883	28
S-CLASS (W223) S 350 d 4-matic (223.031)	OM 656.929	09.20	2925	D	210 kW	883	28
S-CLASS (W223) S 400 d 4-matic (223.033)	OM 656.929	09.20	2925	D	243 kW	883	28
S-CLASS (W223) S 450 EQ Boost (223.060)	M 256.930	07.21	2999	B/E	270 kW	883	31
S-CLASS (W223) S 450 EQ Boost 4-matic (223.061)	M 256.930	10.20	2999	B/E	270 kW	883	31
S-CLASS (W223) S 450 e (223.066)	M 256.930	05.22	2999	B/E	300 kW	883	31
S-CLASS (W223) S 500 EQ Boost 4-matic (223.063)	M 256.930	09.20	2999	B/E	320 kW	883	31
S-CLASS (W223) S 580 4-matic (223.076)	M 176.980	05.21	3982	B/E	370 kW	883	31
S-CLASS (W223) S 580 e (223.068)	M 256.930	07.21	2999	B/E	270 kW	883	31
S-CLASS (W223) S 580 e 4-matic (223.069)	M 256.930	07.21	2999	E	110 kW	883	31
S-CLASS (Z223) S 480 Maybach EQ Boost 4-matic (223.961)	M 256.930	04.21	2999	B/E	270 kW	883	31
S-CLASS (Z223) S 580 Maybach 4-matic (223.976)	M 176.980	05.21	3982	B	370 kW	883	31
S-CLASS (Z223) S 580 Maybach EQ Boost 4-matic (223.976)	M 176.980	08.21	3982	B	370 kW	883	31
S-CLASS (Z223) S 680 Maybach 4-matic (223.979)	M 279.980	05.21	5980	B	450 kW	883	29
S-CLASS (Z223) S 680 Maybach 4-matic (223.979)	M 279.980	05.21	5980	B	463 kW	883	29
S-CLASS Cabriolet (A217) AMG S 63 (217.477)	M 157.985	02.16 - 10.17	5461	B	430 kW	932	229
S-CLASS Cabriolet (A217) AMG S 63 (217.487)	M 177.980	12.18	3982	B	450 kW	883	31
S-CLASS Cabriolet (A217) AMG S 63 4-matic (217.478)	M 157.985	12.15 - 10.17	5461	B	430 kW	932	229
S-CLASS Cabriolet (A217) AMG S 63 4-matic+ (217.488)	M 177.980	10.17	3982	B	450 kW	883	31
S-CLASS Cabriolet (A217) AMG S 65 (217.479)	M 279.980	04.16 - 05.19	5980	B	463 kW	883	29
S-CLASS Cabriolet (A217) S 500 (217.482)	M 278.929	12.15 - 10.17	4663	B	335 kW	904	136
S-CLASS Cabriolet (A217) S 560 (217.483)	M 176.980	10.17 - 08.20	3982	B	345 kW	883	31
S-CLASS Cabriolet (A217) S 650 Maybach (217.479)	M 279.980	08.17	5980	B	463 kW	883	29
S-CLASS Coupe (C126) 380 SEC (126.043)	M 116.961	08.80 - 12.81	3818	B	160 kW	902	127
S-CLASS Coupe (C126) 380 SEC (126.043)	M 116.963	10.81 - 07.85	3839	B	150 kW	891	72











# MERCEDES-BENZ

S-CLASS Coupe (C126) 380 SEC (126.043)	M 116.963	02.82 - 12.85	3839	B	145 kW	891	72
S-CLASS Coupe (C126) 420 SEC (126.046)	M 116.965	10.85 - 06.91	4196	B	150 kW	903	128
S-CLASS Coupe (C126) 420 SEC (126.046)	M 116.965	08.85 - 06.91	4196	B	160 kW	903	128
S-CLASS Coupe (C126) 420 SEC (126.046)	M 116.965	10.85 - 06.91	4196	B	165 kW	903	128
S-CLASS Coupe (C126) 420 SEC (126.046)	M 116.965	09.86 - 06.91	4196	B	170 kW	903	128
S-CLASS Coupe (C126) 500 SEC (126.044)	M 117.963	10.81 - 08.85	4973	B	170 kW	906	145
S-CLASS Coupe (C126) 500 SEC (126.044)	M 117.963	08.80 - 08.85	4973	B	177 kW	906	145
S-CLASS Coupe (C126) 500 SEC (126.044)	M 117.965	10.85 - 06.91	4973	B	164 kW	906	145
S-CLASS Coupe (C126) 500 SEC (126.044)	M 117.965	09.85 - 06.91	4973	B	180 kW	906	145
S-CLASS Coupe (C126) 500 SEC (126.044)	M 117.965	08.87 - 06.91	4973	B	185 kW	906	145
S-CLASS Coupe (C126) 500 SEC (126.044)	M 117.965	09.85 - 06.91	4973	B	195 kW	906	145
S-CLASS Coupe (C126) 500 SEC Cat	M 117.965	06.89 - 06.91	4973	B	185 kW	906	145
S-CLASS Coupe (C126) 560 SEC (126.045)	M 117.968	08.85 - 06.91	5547	B	178 kW	906	146
S-CLASS Coupe (C126) 560 SEC (126.045)	M 117.968	10.85 - 12.87	5547	B	200 kW	906	146
S-CLASS Coupe (C126) 560 SEC (126.045)	M 117.968	10.85 - 06.91	5547	B	205 kW	906	146
S-CLASS Coupe (C126) 560 SEC (126.045)	M 117.968	10.85 - 12.89	5547	B	220 kW	906	146
S-CLASS Coupe (C140) 500 SEC / CL 500 (140.070)	M 119.970	10.92 - 12.99	4973	B	235 kW	907	148
S-CLASS Coupe (C140) 500 SEC / CL 500 (140.070)	M 119.980	10.92 - 12.99	4973	B	235 kW	907	149
S-CLASS Coupe (C140) CL 600	M 120.982	09.96 - 12.97	5987	B	270 kW	896	96
S-CLASS Coupe (C140) SEC/CL 420 (140.063)	M 119.971	10.94 - 02.99	4196	B	205 kW	903	130
S-CLASS Coupe (C140) SEC/CL 420 (140.063)	M 119.981	10.94 - 02.99	4196	B	205 kW	903	130
S-CLASS Coupe (C140) SEC/CL 600 (140.076)	M 120.980	07.92 - 02.99	5987	B	290 kW	896	96
S-CLASS Coupe (C140) SEC/CL 600 (140.076)	M 120.982	07.92 - 02.99	5987	B	290 kW	896	96
S-CLASS Coupe (C140) SEC/CL 600	M 120.980	07.92 - 05.93	5987	B	300 kW	896	96
S-CLASS Coupe (C215) CL 500 (215.375)	M 113.960	03.99 - 05.06	4966	B	225 kW	907	151
S-CLASS Coupe (C215) CL 500 (215.375)	M 113.960	09.04 - 12.05	4966	B	215 kW	907	151
S-CLASS Coupe (C215) CL 55 AMG (215.373)	M 113.986	10.99 - 03.06	5439	B	265 kW	907	151
S-CLASS Coupe (C215) CL 55 AMG Kompressor (215.374)	M 113.991	06.02 - 08.06	5439	B	368 kW	907	151
S-CLASS Coupe (C215) CL 55 AMG	M 113.991	09.03 - 12.05	5439	B	349 kW	907	151
S-CLASS Coupe (C215) CL 55 AMG	M 113.991	09.03 - 08.06	5439	B	367 kW	907	151
S-CLASS Coupe (C215) CL 600 (215.376)	M 275.950	09.02 - 03.06	5513	B	368 kW	883	27
S-CLASS Coupe (C215) CL 65 AMG (215.379)	M 275.980	09.03 - 12.06	5980	B	450 kW	883	29
S-CLASS Coupe (C216) CL 500 (216.371)	M 273.961	06.06 - 12.13	5461	B	285 kW	932	229
S-CLASS Coupe (C216) CL 500 (216.373)	M 278.920	02.11 - 12.13	4663	B	320 kW	904	136
S-CLASS Coupe (C216) CL 500 4-matic (216.386)	M 273.968	02.08 - 12.13	5461	B	285 kW	932	229
S-CLASS Coupe (C216) CL 500 4-matic (216.394)	M 278.920	09.10 - 12.13	4663	B	320 kW	904	136
S-CLASS Coupe (C216) CL 600 (216.376)	M 275.953	05.06 - 12.13	5513	B	380 kW	883	27
S-CLASS Coupe (C216) CL 63 AMG (216.374)	M 157.980	09.10 - 12.13	5461	B	400 kW	932	229
S-CLASS Coupe (C216) CL 63 AMG (216.374)	M 157.980	01.10 - 12.13	5461	B	420 kW	932	229
S-CLASS Coupe (C216) CL 63 AMG (216.377)	M 156.984	10.06 - 12.13	6208	B	386 kW	936	249
S-CLASS Coupe (C216) CL 63 AMG (216.377)	M 156.984	09.07 - 12.11	6208	B	386 kW	936	249
S-CLASS Coupe (C216) CL 65 AMG (216.379)	M 275.982	02.11 - 12.13	5980	B	463 kW	883	29
S-CLASS Coupe (C216) CL 65 AMG (216.379)	M 275.982	10.06 - 12.10	5980	B	450 kW	883	29
S-CLASS Coupe (C217) S 400 4-matic (217.364)	M 276.824	10.15	2996	B	270 kW	892	73
S-CLASS Coupe (C217) S 450 4-matic (217.364)	M 276.824	10.17	2996	B	270 kW	892	73
S-CLASS Coupe (C217) S 500 (217.382)	M 278.929	11.14 - 10.17	4663	B	335 kW	904	136
S-CLASS Coupe (C217) S 500 4-matic (217.384)	M 278.910	11.14 - 10.17	3996	B	310 kW	887	50
S-CLASS Coupe (C217) S 500 4-matic (217.385)	M 278.929	04.14 - 10.17	4663	B	335 kW	904	136
S-CLASS Coupe (C217) S 560 (217.383)	M 176.980	10.17	3982	B	345 kW	883	31
S-CLASS Coupe (C217) S 560 4-matic (217.386)	M 176.980	10.17	3982	B	345 kW	883	31
S-CLASS Coupe (C217) S 63 AMG (217.377)	M 157.985	07.14 - 10.17	5461	B	430 kW	932	229
S-CLASS Coupe (C217) S 63 AMG (217.387)	M 177.980	12.18	3982	B	450 kW	883	31
S-CLASS Coupe (C217) S 63 AMG 4-matic (217.378)	M 157.985	04.14 - 10.17	5461	B	430 kW	932	229
S-CLASS Coupe (C217) S 63 AMG 4-matic+ (217.388)	M 177.980	10.17	3982	B	450 kW	883	31
S-CLASS Coupe (C217) S 65 AMG (217.379)	M 279.980	07.14 - 05.19	5980	B	463 kW	883	29
S-CLASS Stufenheck (W108, W109) 250 S (108.012)	M 108.920	01.66 - 12.69	2496	B	96 kW	881	19
S-CLASS Stufenheck (W108, W109) 250 SE (108.014)	M 129.980	01.66 - 12.67	2496	B	110 kW	881	20
S-CLASS Stufenheck (W108, W109) 280 S (108.016)	M 130.920	10.67 - 07.72	2780	B	103 kW	887	52
S-CLASS Stufenheck (W108, W109) 280 SE 4.5 (108.067)	M 117.984	09.71 - 08.72	4520	B	131 kW	903	129
S-CLASS Stufenheck (W108, W109) 280 SE, SEL (108.018, 108.019)	M 130.980	01.68 - 08.72	2780	B	118 kW	887	52
S-CLASS Stufenheck (W108, W109) 280 SE, SEL 3.5 (108.057, 108.058)	M 116.980	03.71 - 08.72	3499	B	147 kW	903	129
S-CLASS Stufenheck (W108, W109) 280 SEL 4.5 (108.068)	M 117.984	09.71 - 08.72	4520	B	142 kW	903	129








		 ccm	 kW		 1 POS		
S-CLASS Stufenheck (W108, W109) 300 SEL (109.016)	M 130.981	01.68 - 08.72	2778	B	118 kW	887	52
S-CLASS Stufenheck (W108, W109) 300 SEL 3.5 (109.056)	M 116.981	01.70 - 07.72	3499	B	147 kW	903	129
SL (R107) 280 SL (107.042)	M 110.982	06.76 - 09.81	2746	B	130 kW	886	47
SL (R107) 280 SL (107.042)	M 110.982	08.74 - 07.85	2746	B	136 kW	886	47
SL (R107) 280 SL (107.042)	M 110.986	06.76 - 09.81	2746	B	130 kW	886	47
SL (R107) 280 SL (107.042)	M 110.986	08.74 - 07.85	2746	B	136 kW	886	47
SL (R107) 280 SL (107.042)	M 110.990	06.76 - 09.81	2746	B	130 kW	886	48
SL (R107) 280 SL (107.042)	M 110.990	08.74 - 07.85	2746	B	136 kW	886	48
SL (R107) 300 SL (107.041)	M 103.982	09.85 - 08.89	2960	B	132 kW	894	88
SL (R107) 300 SL (107.041)	M 103.982	09.85 - 08.89	2960	B	138 kW	894	88
SL (R107) 350 SL (107.043)	M 116.982	05.71 - 02.80	3499	B	143 kW	903	129
SL (R107) 350 SL (107.043)	M 116.982	05.71 - 12.76	3499	B	147 kW	903	129
SL (R107) 350 SL (107.043)	M 116.984	05.71 - 02.80	3499	B	143 kW	903	129
SL (R107) 380 SL (107.045)	M 116.960	09.80 - 08.81	3818	B	160 kW	902	127
SL (R107) 380 SL (107.045)	M 116.962	09.80 - 08.85	3839	B	150 kW	891	72
SL (R107) 420 SL (107.047)	M 116.964	01.86 - 08.89	4196	B	150 kW	903	128
SL (R107) 420 SL (107.047)	M 116.964	01.86 - 08.89	4196	B	160 kW	903	128
SL (R107) 450 SL (107.044)	M 117.982	09.75 - 10.80	4520	B	160 kW	903	129
SL (R107) 450 SL (107.044)	M 117.982	10.72 - 10.80	4520	B	165 kW	903	129
SL (R107) 450 SL (107.044)	M 117.985	09.75 - 10.80	4520	B	160 kW	903	129
SL (R107) 450 SL (107.044)	M 117.985	10.72 - 10.80	4520	B	165 kW	903	129
SL (R107) 450 SL (107.044)	M 117.985	09.79 - 12.80	4520	B	119 kW	903	129
SL (R107) 500 SL (107.046)	M 117.960	05.80 - 12.85	4973	B	170 kW	906	144
SL (R107) 500 SL (107.046)	M 117.960	05.80 - 12.81	4973	B	177 kW	906	144
SL (R107) 500 SL (107.046)	M 117.960	01.86 - 08.89	4973	B	180 kW	906	144
SL (R107) 500 SL (107.046)	M 117.962	05.80 - 12.85	4973	B	170 kW	906	145
SL (R107) 500 SL (107.046)	M 117.964	01.86 - 08.89	4973	B	164 kW	906	145
SL (R107) 500 SL (107.046)	M 117.964	01.86 - 08.89	4973	B	180 kW	906	145
SL (R107) 560 SL (107.048)	M 117.967	09.85 - 12.89	5547	B	169 kW	906	146
SL (R107) 560 SL	M 117.967	01.86 - 12.89	5547	B	178 kW	906	146
SL (R129) 280 (129.058)	M 104.943	03.93 - 10.01	2799	B	142 kW	900	112
SL (R129) 280 (129.059)	M 112.923	05.98 - 10.01	2799	B	150 kW	900	115
SL (R129) 300 SL (129.060)	M 103.984	03.89 - 08.93	2960	B	140 kW	894	88
SL (R129) 300 SL-24 (129.061)	M 104.981	03.89 - 07.93	2960	B	170 kW	894	89
SL (R129) 320 (129.063)	M 104.991	09.93 - 10.01	3199	B	170 kW	900	112
SL (R129) 320 (129.064)	M 112.943	03.93 - 10.01	3199	B	165 kW	900	115
SL (R129) 500 (129.067)	M 119.972	06.92 - 09.04	4973	B	235 kW	907	149
SL (R129) 500 (129.067)	M 119.982	06.92 - 09.04	4973	B	235 kW	907	149
SL (R129) 500 (129.068)	M 113.961	05.98 - 10.01	4966	B	225 kW	907	151
SL (R129) 500 SL (129.066)	M 119.960	03.89 - 08.95	4973	B	240 kW	906	147
SL (R129) 500 SL (129.066)	M 119.972	03.89 - 08.95	4973	B	240 kW	907	149
SL (R129) 55 AMG	M 113.992	08.99 - 07.01	5439	B	350 kW	907	151
SL (R129) 600 (129.076)	M 120.981	04.91 - 12.01	5987	B	290 kW	896	96
SL (R129) 600 (129.076)	M 120.983	04.91 - 12.01	5987	B	290 kW	896	96
SL (R129) 600 SL (129.076)	M 120.980	02.92 - 08.94	5987	B	300 kW	896	96
SL (R129) 600 SL (129.076)	M 120.981	02.92 - 08.94	5987	B	300 kW	896	96
SL (R129) 600 SL (129.076)	M 120.983	02.92 - 08.94	5987	B	300 kW	896	96
SL (R129) SL 320 (129.063)	M 104.991	09.94 - 12.97	3199	B	162 kW	900	112
SL (R230) 280 (230.454)	M 272.949	03.08 - 01.12	2996	B	170 kW	892	73
SL (R230) 300 (230.454)	M 272.949	04.09 - 01.12	2996	B	170 kW	892	73
SL (R230) 350 (230.456)	M 272.966	03.06 - 01.12	3498	B	200 kW	903	131
SL (R230) 350 (230.458)	M 272.968	01.08 - 01.12	3498	B	232 kW	903	133
SL (R230) 350 (230.467)	M 112.973	08.02 - 01.12	3724	B	180 kW	907	151
SL (R230) 500 (230.471)	M 273.965	01.06 - 01.12	5461	B	285 kW	932	229
SL (R230) 500 (230.475)	M 113.963	10.01 - 01.12	4966	B	225 kW	907	151
SL (R230) 500	M 113.963	09.02 - 12.05	4966	B	215 kW	907	151
SL (R230) 55 AMG (230.472)	M 113.995	03.06 - 01.12	5439	B	380 kW	907	151
SL (R230) 55 AMG (230.474)	M 113.992	10.01 - 06.02	5439	B	350 kW	907	151
SL (R230) 55 AMG (230.474)	M 113.992	09.03 - 12.05	5439	B	350 kW	907	151
SL (R230) 55 AMG Compressor (230.474)	M 113.992	06.02 - 01.12	5439	B	368 kW	907	151
SL (R230) 600 (230.476)	M 275.951	04.03 - 01.12	5513	B	368 kW	883	27
SL (R230) 600 (230.477)	M 275.954	03.06 - 01.12	5513	B	380 kW	883	27








# MERCEDES-BENZ

SL (R230) 63 AMG (230.470)	M 156.981	01.08 - 01.12	6208	B	386 kW	936	249
SL (R230) 65 AMG (230.479)	M 275.981	03.04 - 01.12	5980	B	450 kW	883	29
SL (R230) 65 AMG Black Series (230.479)	M 275.983	07.08 - 01.12	5980	B	493 kW	883	29
SL (R231) 350 (231.457)	M 276.954	12.11	3498	B	225 kW	903	133
SL (R231) 400 (231.465)	M 276.825	04.14	2996	B	245 kW	892	73
SL (R231) 400 (231.466)	M 276.825	01.16	2996	B	270 kW	892	73
SL (R231) 500 (231.473)	M 278.927	01.12	4663	B	320 kW	904	136
SL (R231) 500 (231.473)	M 278.927	04.15	4663	B	335 kW	904	136
SL (R231) 550	M 278.927	01.12	4663	B	324 kW	904	136
SL (R231) 63 AMG (231.474)	M 157.983	01.12	5461	B	395 kW	932	229
SL (R231) 63 AMG (231.474)	M 157.983	01.12	5461	B	415 kW	932	229
SL (R231) 63 AMG (231.474)	M 157.983	04.14	5461	B	430 kW	932	229
SL (R231) 63 AMG (231.474)	M 157.983	07.18	5461	B	420 kW	932	229
SL (R231) 65 AMG (231.479)	M 279.981	05.12	5980	B	463 kW	883	29
SL Coupe (C107) 280 SLC (107.022)	M 110.982	06.76 - 09.81	2746	B	130 kW	886	47
SL Coupe (C107) 280 SLC (107.022)	M 110.982	08.74 - 09.81	2746	B	136 kW	886	47
SL Coupe (C107) 280 SLC (107.022)	M 110.986	06.76 - 09.81	2746	B	130 kW	886	47
SL Coupe (C107) 280 SLC (107.022)	M 110.986	08.74 - 09.81	2746	B	136 kW	886	47
SL Coupe (C107) 280 SLC (107.022)	M 110.990	06.76 - 09.81	2746	B	130 kW	886	48
SL Coupe (C107) 280 SLC (107.022)	M 110.990	08.74 - 09.81	2746	B	136 kW	886	48
SL Coupe (C107) 350 SLC (107.023)	M 116.982	03.76 - 02.80	3499	B	143 kW	903	129
SL Coupe (C107) 350 SLC (107.023)	M 116.982	01.72 - 02.76	3499	B	147 kW	903	129
SL Coupe (C107) 350 SLC (107.023)	M 116.984	03.76 - 02.80	3499	B	143 kW	903	129
SL Coupe (C107) 350 SLC (107.023)	M 116.984	01.72 - 02.76	3499	B	147 kW	903	129
SL Coupe (C107) 380 SLC (107.025)	M 116.960	07.80 - 08.81	3818	B	160 kW	902	127
SL Coupe (C107) 450 SLC (107.024)	M 117.982	09.75 - 08.79	4520	B	160 kW	903	129
SL Coupe (C107) 450 SLC (107.024)	M 117.982	01.73 - 11.75	4520	B	165 kW	903	129
SL Coupe (C107) 450 SLC (107.024)	M 117.985	09.75 - 08.79	4520	B	160 kW	903	129
SL Coupe (C107) 450 SLC (107.024)	M 117.985	01.73 - 11.75	4520	B	165 kW	903	129
SL Coupe (C107) 450 SLC (107.024)	M 117.985	09.79 - 12.80	4520	B	119 kW	903	129
SL Coupe (C107) 450 SLC 5.0 (107.026)	M 117.960	06.78 - 02.80	4973	B	177 kW	906	144
SLC (R172) 180 (172.431)	M 270.910	01.16	1595	B	115 kW	883	32
SLC (R172) 180 (172.431)	M 274.910	01.16	1595	B	115 kW	884	34
SLC (R172) 200 (172.434)	M 274.920	01.16	1991	B	135 kW	884	34
SLC (R172) 250 d (172.404)	OM 651.980	01.16 - 10.17	2143	D	150 kW	885	43
SLC (R172) 260 (172.435)	M 274.920	05.18	1991	B	155 kW	884	34
SLC (R172) 300 (172.438)	M 274.920	01.16	1991	B	180 kW	884	34
SLC (R172) AMG SLC 43 (172.466)	M 276.822	01.16	2996	B	270 kW	892	73
SLC (R172) AMG SLC 43 (172.466)	M 276.822	06.18	2996	B	287 kW	892	73
SLK (R170) 200 (170.435)	M 111.946	09.96 - 11.00	1998	B	100 kW	900	114
SLK (R170) 200 Kompressor (170.444)	M 111.958	03.00 - 04.04	1998	B	120 kW	900	114
SLK (R170) 200 Kompressor (170.445)	M 111.943	10.96 - 03.00	1998	B	141 kW	900	114
SLK (R170) 230 (170.449)	M 111.983	03.97 - 04.04	2295	B	143 kW	901	118
SLK (R170) 230 Kompressor (170.447)	M 111.973	09.96 - 03.00	2295	B	142 kW	901	118
SLK (R170) 230 Kompressor (170.447)	M 111.973	09.97 - 12.00	2295	B	138 kW	901	118
SLK (R170) 230 Kompressor (170.449)	M 111.983	02.00 - 04.04	2295	B	145 kW	901	118
SLK (R170) 32 AMG Kompressor (170.466)	M 112.960	06.99 - 04.04	3199	B	260 kW	900	115
SLK (R170) 320 (170.465)	M 112.947	06.99 - 04.04	3199	B	160 kW	900	115
SLK (R171) 200 Kompressor (171.442)	M 271.944	03.04 - 02.11	1795	B	120 kW	882	25
SLK (R171) 200 Kompressor (171.445)	M 271.954	12.07 - 02.11	1796	B	135 kW	882	23
SLK (R171) 280 (171.454)	M 272.942	01.05 - 02.11	2996	B	170 kW	892	73
SLK (R171) 300 (171.454)	M 272.942	09.08 - 02.11	2996	B	170 kW	892	73
SLK (R171) 350 (171.456)	M 272.963	04.04 - 02.11	3498	B	200 kW	903	131
SLK (R171) 350 (171.458)	M 272.969	12.07 - 02.11	3498	B	224 kW	904	134
SLK (R171) 55 AMG (171.473)	M 113.989	04.04 - 12.11	5439	B	265 kW	907	151
SLK (R171) 55 AMG (171.473)	M 113.989	06.06 - 02.11	5439	B	294 kW	907	151
SLK (R171) 55 AMG (171.473)	M 113.989	09.09 - 12.11	5439	B	265 kW	907	151
SLK (R172) 200 (172.434)	M 274.920	04.15	1991	B	135 kW	884	34
SLK (R172) 200 (172.448)	M 271.860	01.11	1796	B	135 kW	882	22
SLK (R172) 200 (172.448)	M 271.861	01.11	1796	B	135 kW	882	22
SLK (R172) 250 (172.447)	M 271.860	02.11	1796	B	150 kW	882	22
SLK (R172) 250 (172.447)	M 271.861	02.11	1796	B	150 kW	882	22






			<b>ccm</b>		<b>kw</b>		<b>1 POS</b>
SLK (R172) 250 CDI / d (172.403)	OM 651.980	01.12	2143	D	150 kW	885	43
SLK (R172) 300 (172.438)	M 274.920	07.15	1991	B	180 kW	884	34
SLK (R172) 350 (172.457)	M 276.956	02.11	3498	B	225 kW	904	136
SLK (R172) 55 AMG (172.475)	M 152.980	01.12	5461	B	310 kW	932	228
SLK (R172) 55 AMG (172.475)	M 152.980	06.12	5461	B	314 kW	932	228
SLS AMG (C197) 6.2 (197.377)	M 159.980	03.10	6208	B	420 kW	936	249
SLS AMG (C197) 6.2 GT	M 159.980	06.13	6208	B	435 kW	936	249
SLS AMG (C197) 6.2	M 159.980	06.13	6208	B	464 kW	936	249
SLS AMG (C197) 6.3 (197.377)	M 159.980	09.10 - 12.12	6208	B	420 kW	936	249
SLS AMG Roadster (R197) 6.2 (197.477)	M 159.980	06.11	6208	B	420 kW	936	249
SLS AMG Roadster (R197) 6.2 AMG (197.477)	M 159.980	09.12	6208	B	441 kW	936	249
SLS AMG Roadster (R197) 6.2 GT (197.478)	M 159.980	06.13	6208	B	435 kW	936	249
SPRINTER 2-t Bus (B901, B902) 208 CDI (901.671, 902.671, 902.672)	OM 611.987	04.00 - 05.06	2148	D	60 kW	892	77
SPRINTER 2-t Bus (B901, B902) 208 D (901.371, 902.371, 902.372)	OM 601.943	02.95 - 04.00	2299	D	58 kW	896	97
SPRINTER 2-t Bus (B901, B902) 210 D (902.471, 902.472)	OM 602.980	03.97 - 04.00	2874	D	75 kW	897	100
SPRINTER 2-t Bus (B901, B902) 211 CDI (902.671, 902.672)	OM 611.981	04.00 - 05.06	2148	D	80 kW	892	77
SPRINTER 2-t Bus (B901, B902) 212 D (902.471, 902.472)	OM 602.980	02.95 - 04.00	2874	D	90 kW	897	100
SPRINTER 2-t Bus (B901, B902) 213 CDI (902.671, 902.672)	OM 611.981	04.00 - 05.06	2148	D	95 kW	892	77
SPRINTER 2-t Bus (B901, B902) 214 (902.071, 902.072, 902.671, 902.672)	M 111.979	02.95 - 05.06	2295	B	105 kW	901	118
SPRINTER 2-t Bus (B901, B902) 214 (902.071, 902.072, 902.671, 902.672)	M 111.984	02.95 - 05.06	2295	B	105 kW	901	118
SPRINTER 2-t Bus (B901, B902) 214 NGT (902.072, 902.671, 902.672)	M 111.979	02.95 - 05.06	2295	B/G	95 kW	901	118
SPRINTER 2-t Bus (B901, B902) 214 NGT (902.072, 902.671, 902.672)	M 111.984	02.95 - 05.06	2295	B/G	95 kW	901	118
SPRINTER 2-t Bus (B901, B902) 216 CDI (902.671, 902.672)	OM 612.981	04.00 - 05.06	2685	D	115 kW	891	71
SPRINTER 2-t Kasten (B901, B902) 208 CDI (901.661, 901.662, 902.661, 902.662)	OM 611.987	04.00 - 05.06	2148	D	60 kW	892	77
SPRINTER 2-t Kasten (B901, B902) 208 D (901.361, 901.362, 902.361, 902.362)	OM 601.943	02.95 - 04.00	2299	D	58 kW	896	97
SPRINTER 2-t Kasten (B901, B902) 208 D (901.361, 901.362, 902.361, 902.362)	OM 601.943	10.96 - 04.00	2299	D	60 kW	896	97
SPRINTER 2-t Kasten (B901, B902) 210 D (901.461, 901.462, 902.461, 902.462)	OM 602.980	01.97 - 04.00	2874	D	75 kW	897	100
SPRINTER 2-t Kasten (B901, B902) 211 CDI (901.661, 901.662, 902.661, 902.662)	OM 611.981	04.00 - 05.06	2148	D	80 kW	892	77
SPRINTER 2-t Kasten (B901, B902) 212 D (901.461, 901.462, 902.461, 902.462)	OM 602.980	02.95 - 04.00	2874	D	90 kW	897	100
SPRINTER 2-t Kasten (B901, B902) 213 CDI (901.661, 901.662, 902.661, 902.662)	OM 611.981	04.00 - 05.06	2148	D	95 kW	892	77
SPRINTER 2-t Kasten (B901, B902) 214 (901.061, 901.062, 901.661, 901.662, 902.061, ...)	M 111.979	02.95 - 05.06	2295	B	105 kW	901	118
SPRINTER 2-t Kasten (B901, B902) 214 (901.061, 901.062, 901.661, 901.662, 902.061, ...)	M 111.984	02.95 - 05.06	2295	B	105 kW	901	118
SPRINTER 2-t Kasten (B901, B902) 214 NGT (901.661, 902.061, 902.062, 902.661, 902.662)	M 111.979	02.95 - 05.06	2295	B/G	95 kW	901	118
SPRINTER 2-t Kasten (B901, B902) 214 NGT (901.661, 902.061, 902.062, 902.661, 902.662)	M 111.984	02.95 - 05.06	2295	B/G	95 kW	901	118
SPRINTER 2-t Kasten (B901, B902) 216 CDI (902.661, 902.662)	OM 612.981	04.00 - 05.06	2685	D	115 kW	891	71
SPRINTER 2-t Pritsche/Fahrgestell (B901, B902) 208 CDI (901.611, 901.612, 901.621, 902.611, 902.612, ...)	OM 611.987	04.00 - 05.06	2148	D	60 kW	892	77
SPRINTER 2-t Pritsche/Fahrgestell (B901, B902) 208 D (901.311, 901.312, 901.321, 902.311, 902.312, ...)	OM 601.943	01.95 - 04.00	2299	D	58 kW	896	97
SPRINTER 2-t Pritsche/Fahrgestell (B901, B902) 208 D (901.311, 901.312, 901.321, 902.311, 902.312, ...)	OM 601.943	09.96 - 04.00	2299	D	60 kW	896	97
SPRINTER 2-t Pritsche/Fahrgestell (B901, B902) 210 D (901.421, 902.412)	OM 602.980	01.97 - 04.00	2874	D	75 kW	897	100
SPRINTER 2-t Pritsche/Fahrgestell (B901, B902) 211 CDI (901.621, 902.611, 902.612, 902.621, 902.622)	OM 611.981	04.00 - 05.06	2148	D	80 kW	892	77
SPRINTER 2-t Pritsche/Fahrgestell (B901, B902) 212 D (901.421, 902.412)	OM 602.980	02.95 - 04.00	2874	D	90 kW	897	100
SPRINTER 2-t Pritsche/Fahrgestell (B901, B902) 213 CDI (901.621, 902.611, 902.612, 902.621, 902.622)	OM 611.981	04.00 - 05.06	2148	D	95 kW	892	77
SPRINTER 2-t Pritsche/Fahrgestell (B901, B902) 214 (902.011, 902.012, 902.611, 902.612)	M 111.979	02.95 - 05.06	2295	B	105 kW	901	118
SPRINTER 2-t Pritsche/Fahrgestell (B901, B902) 214 (902.011, 902.012, 902.611, 902.612)	M 111.984	02.95 - 05.06	2295	B	105 kW	901	118
SPRINTER 2-t Pritsche/Fahrgestell (B901, B902) 214 NGT (902.012, 902.611, 902.612)	M 111.979	02.95 - 05.06	2295	B/G	95 kW	901	118
SPRINTER 2-t Pritsche/Fahrgestell (B901, B902) 214 NGT (902.012, 902.611, 902.612)	M 111.984	02.95 - 05.06	2295	B/G	95 kW	901	118
SPRINTER 2-t Pritsche/Fahrgestell (B901, B902) 216 CDI (902.611, 902.612, 902.621, 902.622)	OM 612.981	04.00 - 05.06	2685	D	115 kW	891	71
SPRINTER 3,5-t Bus (B906) 309 CDI (906.731, 906.733, 906.735)	OM 646.984	04.12	2148	D	65 kW	893	84
SPRINTER 3,5-t Bus (B906) 310 CDI (906.731, 906.733, 906.735)	OM 651.955	03.09 - 12.13	2143	D	70 kW	885	40
SPRINTER 3,5-t Bus (B906) 310 CDI (906.731, 906.733, 906.735)	OM 651.956	03.09 - 12.13	2143	D	70 kW	885	40
SPRINTER 3,5-t Bus (B906) 311 CDI (906.731, 906.733, 906.735)	OM 646.985	06.06 - 12.09	2148	D	80 kW	893	84
SPRINTER 3,5-t Bus (B906) 311 CDI (906.731, 906.733, 906.735)	OM 651.955	05.16	2143	D	84 kW	885	40
SPRINTER 3,5-t Bus (B906) 311 CDI (906.731, 906.733, 906.735)	OM 651.956	05.16	2143	D	84 kW	885	40
SPRINTER 3,5-t Bus (B906) 311 CDI 4x4 (906.731, 906.733, 906.735)	OM 646.985	02.08 - 12.09	2148	D	80 kW	893	84
SPRINTER 3,5-t Bus (B906) 313 CDI (906.731, 906.733, 906.735)	OM 651.955	08.11 - 12.19	2143	D	95 kW	885	40
SPRINTER 3,5-t Bus (B906) 313 CDI (906.731, 906.733, 906.735)	OM 651.956	08.11 - 12.19	2143	D	95 kW	885	40
SPRINTER 3,5-t Bus (B906) 313 CDI (906.731, 906.733, 906.735)	OM 651.956	08.11 - 12.19	2143	D	95 kW	885	40
SPRINTER 3,5-t Bus (B906) 313 CDI (906.731, 906.733, 906.735)	OM 651.957	08.11 - 12.19	2143	D	95 kW	885	40
SPRINTER 3,5-t Bus (B906) 313 CDI 4x4 (906.731, 906.733, 906.735)	OM 651.955	08.11 - 05.16	2143	D	95 kW	885	40





			<b>ccm</b>		<b>kw</b>		<b>1 POS</b>
SPRINTER 3,5-t Kasten (B906) 314 CDI (906.631, 906.633, 906.635, 906.637)	OM 651.955	05.16	2143	D	105 kW	885	40
SPRINTER 3,5-t Kasten (B906) 314 CDI (906.631, 906.633, 906.635, 906.637)	OM 651.956	05.16	2143	D	105 kW	885	40
SPRINTER 3,5-t Kasten (B906) 314 CDI 4x4 (906.631, 906.633, 906.635, 906.637)	OM 651.955	05.16	2143	D	105 kW	885	40
SPRINTER 3,5-t Kasten (B906) 314 CDI 4x4 (906.631, 906.633, 906.635, 906.637)	OM 651.956	05.16	2143	D	105 kW	885	40
SPRINTER 3,5-t Kasten (B906) 315 CDI (906.631, 906.633, 906.635, 906.637)	OM 646.986	06.06 - 12.09	2148	D	110 kW	893	84
SPRINTER 3,5-t Kasten (B906) 315 CDI (906.631, 906.633, 906.635, 906.637)	OM 646.989	06.06 - 12.09	2148	D	110 kW	893	84
SPRINTER 3,5-t Kasten (B906) 315 CDI (906.631, 906.633, 906.635, 906.637)	OM 646.990	06.06 - 12.09	2148	D	110 kW	893	84
SPRINTER 3,5-t Kasten (B906) 315 CDI (906.633, 906.637)	OM 651.955	12.14	2143	D	110 kW	885	40
SPRINTER 3,5-t Kasten (B906) 315 CDI (906.633, 906.637)	OM 651.956	12.14	2143	D	110 kW	885	40
SPRINTER 3,5-t Kasten (B906) 315 CDI (906.633, 906.637)	OM 651.957	12.14	2143	D	110 kW	885	40
SPRINTER 3,5-t Kasten (B906) 315 CDI 4x4 (906.631, 906.633, 906.635, 906.637)	OM 646.986	02.08 - 12.09	2148	D	110 kW	893	84
SPRINTER 3,5-t Kasten (B906) 315 CDI 4x4 (906.631, 906.633, 906.635, 906.637)	OM 646.989	02.08 - 12.09	2148	D	110 kW	893	84
SPRINTER 3,5-t Kasten (B906) 315 CDI 4x4 (906.631, 906.633, 906.635, 906.637)	OM 646.990	02.08 - 12.09	2148	D	110 kW	893	84
SPRINTER 3,5-t Kasten (B906) 316 (906.635, 906.633)	M 271.951	09.08	1796	B	115 kW	882	24
SPRINTER 3,5-t Kasten (B906) 316 CDI (906.631, 906.633, 906.635, 906.637)	OM 651.955	03.09	2143	D	120 kW	885	40
SPRINTER 3,5-t Kasten (B906) 316 CDI (906.631, 906.633, 906.635, 906.637)	OM 651.956	03.09	2143	D	120 kW	885	40
SPRINTER 3,5-t Kasten (B906) 316 CDI (906.631, 906.633, 906.635, 906.637)	OM 651.957	03.09	2143	D	120 kW	885	40
SPRINTER 3,5-t Kasten (B906) 316 CDI 4x4 (906.631, 906.633, 906.635, 906.637)	OM 651.955	03.09	2143	D	120 kW	885	40
SPRINTER 3,5-t Kasten (B906) 316 CDI 4x4 (906.631, 906.633, 906.635, 906.637)	OM 651.956	03.09	2143	D	120 kW	885	40
SPRINTER 3,5-t Kasten (B906) 316 CDI 4x4 (906.631, 906.633, 906.635, 906.637)	OM 651.957	03.09	2143	D	120 kW	885	40
SPRINTER 3,5-t Kasten (B906) 316 LGT (906.633, 906.635)	M 271.951	09.08	1796	B/G	115 kW	882	24
SPRINTER 3,5-t Kasten (B906) 316 NGT (906.633, 906.635)	M 271.951	09.08	1796	B/G	115 kW	882	24
SPRINTER 3,5-t Kasten (B906) 318 CDI (906.631, 906.633, 906.635, 906.637)	OM 642.896	06.06 - 12.09	2987	D	135 kW	884	36
SPRINTER 3,5-t Kasten (B906) 318 CDI (906.631, 906.633, 906.635, 906.637)	OM 642.986	06.06 - 12.09	2987	D	135 kW	883	31
SPRINTER 3,5-t Kasten (B906) 318 CDI (906.631, 906.633, 906.635, 906.637)	OM 642.992	06.06 - 12.09	2987	D	135 kW	884	36
SPRINTER 3,5-t Kasten (B906) 318 CDI (906.631, 906.633, 906.635, 906.637)	OM 642.993	06.06 - 12.09	2987	D	135 kW	884	36
SPRINTER 3,5-t Kasten (B906) 318 CDI 4x4 (906.631, 906.633, 906.635, 906.637)	OM 642.896	02.08 - 12.09	2987	D	135 kW	884	36
SPRINTER 3,5-t Kasten (B906) 318 CDI 4x4 (906.631, 906.633, 906.635, 906.637)	OM 642.986	02.08 - 12.09	2987	D	135 kW	883	31
SPRINTER 3,5-t Kasten (B906) 318 CDI 4x4 (906.631, 906.633, 906.635, 906.637)	OM 642.992	02.08 - 12.09	2987	D	135 kW	884	36
SPRINTER 3,5-t Kasten (B906) 318 CDI 4x4 (906.631, 906.633, 906.635, 906.637)	OM 642.993	02.08 - 12.09	2987	D	135 kW	884	36
SPRINTER 3,5-t Kasten (B906) 319 CDI / BlueTEC (906.631, 906.633, 906.635, 906.637)	OM 642.896	03.09	2987	D	140 kW	884	36
SPRINTER 3,5-t Kasten (B906) 319 CDI / BlueTEC (906.631, 906.633, 906.635, 906.637)	OM 642.898	03.09	2987	D	140 kW	884	36
SPRINTER 3,5-t Kasten (B906) 319 CDI / BlueTEC (906.631, 906.633, 906.635, 906.637)	OM 642.986	03.09	2987	D	140 kW	883	31
SPRINTER 3,5-t Kasten (B906) 319 CDI / BlueTEC (906.631, 906.633, 906.635, 906.637)	OM 642.992	03.09	2987	D	140 kW	884	36
SPRINTER 3,5-t Kasten (B906) 319 CDI / BlueTEC 4x4 (906.631, 906.633, 906.635,....)	OM 642.896	03.09	2987	D	140 kW	884	36
SPRINTER 3,5-t Kasten (B906) 319 CDI / BlueTEC 4x4 (906.631, 906.633, 906.635,....)	OM 642.898	03.09	2987	D	140 kW	884	36
SPRINTER 3,5-t Kasten (B906) 319 CDI / BlueTEC 4x4 (906.631, 906.633, 906.635,....)	OM 642.986	03.09	2987	D	140 kW	883	31
SPRINTER 3,5-t Kasten (B906) 319 CDI / BlueTEC 4x4 (906.631, 906.633, 906.635,....)	OM 642.992	03.09	2987	D	140 kW	884	36
SPRINTER 3,5-t Kasten (B906) 324 (906.633, 906.635, 906.637)	M 272.979	06.06 - 12.17	3498	B	190 kW	904	134
SPRINTER 3,5-t Kasten (B907, B910) 311 CDI (910.631, 910.633)	OM 651.950	02.18	2143	D	84 kW	885	41
SPRINTER 3,5-t Kasten (B907, B910) 311 CDI (910.631, 910.633)	OM 651.958	02.18	2143	D	84 kW	885	42
SPRINTER 3,5-t Kasten (B907, B910) 311 CDI (910.631, 910.633)	OM 654.920	10.21	1950	D	84 kW	883	28
SPRINTER 3,5-t Kasten (B907, B910) 311 CDI RWD (907.631, 907.633, 907.635, 907.637)	OM 654.920	06.20	1950	D	84 kW	883	28
SPRINTER 3,5-t Kasten (B907, B910) 311 CDI RWD (907.633, 907.635, 907.631, 907.637)	OM 651.958	02.18	2143	D	84 kW	885	42
SPRINTER 3,5-t Kasten (B907, B910) 314 CDI (910.631, 910.633)	OM 651.950	02.18	2143	D	105 kW	885	41
SPRINTER 3,5-t Kasten (B907, B910) 314 CDI (910.631, 910.633)	OM 651.958	02.18	2143	D	105 kW	885	42
SPRINTER 3,5-t Kasten (B907, B910) 314 CDI Allrad (907.633, 907.635, 907.637)	OM 651.958	01.19	2143	D	105 kW	885	42
SPRINTER 3,5-t Kasten (B907, B910) 314 CDI RWD (907.631, 907.633, 907.635, 907.637)	OM 651.958	02.18	2143	D	105 kW	885	42
SPRINTER 3,5-t Kasten (B907, B910) 315 CDI (910.631, 910.633)	OM 654.920	10.21	1950	D	110 kW	883	28
SPRINTER 3,5-t Kasten (B907, B910) 315 CDI RWD (907.631, 907.633, 907.635, 907.637)	OM 654.920	06.20	1950	D	110 kW	883	28
SPRINTER 3,5-t Kasten (B907, B910) 316 CDI Allrad (907.633, 907.635, 907.637)	OM 651.958	01.19	2143	D	120 kW	885	42
SPRINTER 3,5-t Kasten (B907, B910) 316 CDI RWD (907.631, 907.633, 907.635, 907.637)	OM 651.958	02.18	2143	D	120 kW	885	42
SPRINTER 3,5-t Kasten (B907, B910) 317 CDI (910.633)	OM 654.920	03.22	1950	D	125 kW	883	28
SPRINTER 3,5-t Kasten (B907, B910) 317 CDI RWD (907.631, 907.633, 907.635, 907.637)	OM 654.920	06.20	1950	D	125 kW	883	28
SPRINTER 3,5-t Kasten (B907, B910) 319 CDI Allrad (907.633, 907.635, 907.637)	OM 642.899	01.19	2987	D	140 kW	884	36
SPRINTER 3,5-t Kasten (B907, B910) 319 CDI Allrad (907.633, 907.635, 907.637)	OM 654.920	10.21	1950	D	140 kW	883	28
SPRINTER 3,5-t Kasten (B907, B910) 319 CDI RWD (907.633, 907.635, 907.637)	OM 642.899	02.18	2987	D	140 kW	884	36
SPRINTER 3,5-t Kasten (B907, B910) 319 CDI RWD (907.633, 907.635, 907.637)	OM 654.920	10.21	1950	D	140 kW	883	28
SPRINTER 3,5-t Pritsche/Fahrgestell (B906) 309 CDI (906.131, 906.133, 906.135, 906.231, 906.233,....)	OM 646.984	06.06 - 12.09	2148	D	65 kW	893	84
SPRINTER 3,5-t Pritsche/Fahrgestell (B906) 310 CDI (906.131, 906.133, 906.135, 906.231, 906.233,....)	OM 651.955	03.09 - 05.16	2143	D	70 kW	885	40








			<b>ccm</b>		<b>kw</b>		<b>1 POS</b>
SPRINTER 3,5-t Pritsche/Fahrgestell (B906) 318 CDI 4x4 (906.131, 906.133, 906.135, 906.231, 906.233,...	OM 642.993	02.08 - 12.09	2987	D	135 kW	884	36
SPRINTER 3,5-t Pritsche/Fahrgestell (B906) 319 CDI / BlueTEC (906.131, 906.133, 906.135, 906.231,...	OM 642.896	03.09	2987	D	140 kW	884	36
SPRINTER 3,5-t Pritsche/Fahrgestell (B906) 319 CDI / BlueTEC (906.131, 906.133, 906.135, 906.231,...	OM 642.898	03.09	2987	D	140 kW	884	36
SPRINTER 3,5-t Pritsche/Fahrgestell (B906) 319 CDI / BlueTEC (906.131, 906.133, 906.135, 906.231,...	OM 642.992	03.09	2987	D	140 kW	884	36
SPRINTER 3,5-t Pritsche/Fahrgestell (B906) 319 CDI / BlueTEC 4x4 (906.131, 906.133, 906.135,...	OM 642.896	05.11	2987	D	140 kW	884	36
SPRINTER 3,5-t Pritsche/Fahrgestell (B906) 319 CDI / BlueTEC 4x4 (906.131, 906.133, 906.135,...	OM 642.898	05.11	2987	D	140 kW	884	36
SPRINTER 3,5-t Pritsche/Fahrgestell (B906) 319 CDI / BlueTEC 4x4 (906.131, 906.133, 906.135,...	OM 642.992	05.11	2987	D	140 kW	884	36
SPRINTER 3,5-t Pritsche/Fahrgestell (B906) 324 (906.133, 906.135, 906.233, 906.235, 906.132,...	M 272.979	06.06 - 12.13	3498	B	190 kW	904	134
SPRINTER 3,5-t Pritsche/Fahrgestell (B907, B910) 311 CDI (910.131, 910.133)	OM 651.950	02.18	2143	D	84 kW	885	41
SPRINTER 3,5-t Pritsche/Fahrgestell (B907, B910) 311 CDI (910.131, 910.133)	OM 651.958	02.18	2143	D	84 kW	885	42
SPRINTER 3,5-t Pritsche/Fahrgestell (B907, B910) 311 CDI (910.131, 910.133)	OM 654.920	10.21	1950	D	84 kW	883	28
SPRINTER 3,5-t Pritsche/Fahrgestell (B907, B910) 311 CDI RWD (907.131, 907.133, 907.135, 907.231, 907.233,...	OM 651.958	02.18	2143	D	84 kW	885	42
SPRINTER 3,5-t Pritsche/Fahrgestell (B907, B910) 311 CDI RWD (907.131, 907.133, 907.135, 907.231, 907.233,...	OM 654.920	06.20	1950	D	84 kW	883	28
SPRINTER 3,5-t Pritsche/Fahrgestell (B907, B910) 314 CDI (910.131, 910.133, 910.030)	OM 651.950	02.18	2143	D	105 kW	885	41
SPRINTER 3,5-t Pritsche/Fahrgestell (B907, B910) 314 CDI (910.131, 910.133, 910.030)	OM 651.958	02.18	2143	D	105 kW	885	42
SPRINTER 3,5-t Pritsche/Fahrgestell (B907, B910) 314 CDI Allrad (907.133, 907.135, 907.233, 907.235)	OM 651.958	01.19	2143	D	105 kW	885	42
SPRINTER 3,5-t Pritsche/Fahrgestell (B907, B910) 314 CDI RWD (907.131, 907.133, 907.135, 907.231, 907.233,...	OM 651.958	02.18	2143	D	105 kW	885	42
SPRINTER 3,5-t Pritsche/Fahrgestell (B907, B910) 315 CDI (910.030)	OM 654.920	06.20	1950	D	110 kW	883	28
SPRINTER 3,5-t Pritsche/Fahrgestell (B907, B910) 315 CDI (910.131, 910.133)	OM 654.920	10.21	1950	D	110 kW	883	28
SPRINTER 3,5-t Pritsche/Fahrgestell (B907, B910) 315 CDI RWD (907.131, 907.133, 907.135, 907.231, 907.233,...	OM 654.920	06.20	1950	D	110 kW	883	28
SPRINTER 3,5-t Pritsche/Fahrgestell (B907, B910) 316 CDI Allrad (907.133, 907.135, 907.233, 907.235)	OM 651.958	01.19	2143	D	120 kW	885	42
SPRINTER 3,5-t Pritsche/Fahrgestell (B907, B910) 316 CDI RWD (907.131, 907.133, 907.135, 907.231, 907.233,...	OM 651.958	02.18	2143	D	120 kW	885	42
SPRINTER 3,5-t Pritsche/Fahrgestell (B907, B910) 317 CDI (910.030)	OM 651.958	02.18	2143	D	125 kW	885	42
SPRINTER 3,5-t Pritsche/Fahrgestell (B907, B910) 317 CDI (910.030)	OM 654.920	06.20	1950	D	125 kW	883	28
SPRINTER 3,5-t Pritsche/Fahrgestell (B907, B910) 317 CDI RWD (907.131, 907.133, 907.135, 907.231, 907.233,...	OM 654.920	06.20	1950	D	125 kW	883	28
SPRINTER 3,5-t Pritsche/Fahrgestell (B907, B910) 318 CDI (910.030)	OM 651.958	02.18	2143	D	130 kW	885	42
SPRINTER 3,5-t Pritsche/Fahrgestell (B907, B910) 319 CDI Allrad (907.133, 907.135, 907.233)	OM 642.899	01.19	2987	D	140 kW	884	36
SPRINTER 3,5-t Pritsche/Fahrgestell (B907, B910) 319 CDI Allrad (907.133, 907.135, 907.233)	OM 654.920	10.21	1950	D	140 kW	883	28
SPRINTER 3,5-t Pritsche/Fahrgestell (B907, B910) 319 CDI RWD (907.133, 907.135, 907.233, 907.235)	OM 642.899	02.18	2987	D	140 kW	884	36
SPRINTER 3,5-t Pritsche/Fahrgestell (B907, B910) 319 CDI RWD (907.133, 907.135, 907.233, 907.235)	OM 654.920	10.21	1950	D	140 kW	883	28
SPRINTER 3,5-t Tourer Bus (B907) 311 CDI (907.731, 907.733, 907.735)	OM 651.958	02.18	2143	D	84 kW	885	42
SPRINTER 3,5-t Tourer Bus (B907) 311 CDI (907.731, 907.733, 907.735)	OM 654.920	10.21	1950	D	84 kW	883	28
SPRINTER 3,5-t Tourer Bus (B907) 314 CDI (907.731, 907.733, 907.735)	OM 651.958	02.18	2143	D	105 kW	885	42
SPRINTER 3,5-t Tourer Bus (B907) 314 CDI Allrad (907.733)	OM 651.958	01.19	2143	D	105 kW	885	42
SPRINTER 3,5-t Tourer Bus (B907) 315 CDI (907.731, 907.733, 907.735)	OM 654.920	10.21	1950	D	110 kW	883	28
SPRINTER 3,5-t Tourer Bus (B907) 316 CDI (907.731, 907.733, 907.735)	OM 651.958	02.18	2143	D	120 kW	885	42
SPRINTER 3,5-t Tourer Bus (B907) 316 CDI Allrad (907.733)	OM 651.958	01.19	2143	D	120 kW	885	42
SPRINTER 3,5-t Tourer Bus (B907) 317 CDI (907.731, 907.733, 907.735)	OM 654.920	10.21	1950	D	125 kW	883	28
SPRINTER 3,5-t Tourer Bus (B907) 319 CDI (907.733, 907.735)	OM 642.899	02.18	2987	D	140 kW	884	36
SPRINTER 3,5-t Tourer Bus (B907) 319 CDI (907.733, 907.735)	OM 654.920	10.21	1950	D	140 kW	883	28
SPRINTER 3,5-t Tourer Bus (B907) 319 CDI Allrad (907.733)	OM 642.899	01.19	2987	D	140 kW	884	36
SPRINTER 3,5-t Tourer Bus (B907) 319 CDI Allrad (907.733)	OM 654.920	10.21	1950	D	140 kW	883	28
SPRINTER 3-t Bus (B903) 308 CDI (903.671, 903.672, 903.673)	OM 611.987	04.00 - 05.06	2148	D	60 kW	892	77
SPRINTER 3-t Bus (B903) 308 D (903.371, 903.372, 903.373)	OM 601.943	03.97 - 04.00	2299	D	60 kW	896	97
SPRINTER 3-t Bus (B903) 308 D (903.372, 903.373)	OM 601.943	02.95 - 04.00	2299	D	58 kW	896	97
SPRINTER 3-t Bus (B903) 310 D (903.471, 903.472, 903.473)	OM 602.980	01.97 - 12.99	2874	D	75 kW	897	100
SPRINTER 3-t Bus (B903) 310 D 4x4 (903.472, 903.473)	OM 602.980	05.97 - 08.02	2874	D	75 kW	897	100
SPRINTER 3-t Bus (B903) 311 CDI (903.671, 903.672)	OM 611.981	04.00 - 05.12	2148	D	80 kW	892	77
SPRINTER 3-t Bus (B903) 311 CDI 4x4 (903.672, 903.673)	OM 611.981	08.02 - 05.06	2148	D	80 kW	892	77
SPRINTER 3-t Bus (B903) 312 D 2.9 (903.471, 903.472, 903.473)	OM 602.980	02.95 - 04.00	2874	D	90 kW	897	100





# MERCEDES-BENZ






SPRINTER 3-t Bus (B903) 312 D 2.9 4x4 (903.473)	OM 602.980	05.97 - 08.02	2874	D	90 kW	897	100
SPRINTER 3-t Bus (B903) 313 CDI (903.671, 903.672)	OM 611.981	04.00 - 05.12	2148	D	95 kW	892	77
SPRINTER 3-t Bus (B903) 313 CDI 4x4 (903.672, 903.673)	OM 611.981	08.02 - 05.06	2148	D	95 kW	892	77
SPRINTER 3-t Bus (B903) 314 (903.071, 903.072, 903.073, 903.671, 903.672,...)	M 111.979	02.95 - 05.06	2295	B	105 kW	901	118
SPRINTER 3-t Bus (B903) 314 (903.071, 903.072, 903.073, 903.671, 903.672,...)	M 111.984	02.95 - 05.06	2295	B	105 kW	901	118
SPRINTER 3-t Bus (B903) 314 4x4 (903.672, 903.673)	M 111.984	08.02 - 05.06	2295	B	105 kW	901	118
SPRINTER 3-t Bus (B903) 314 NGT (903.072, 903.671, 903.672)	M 111.979	02.95 - 05.06	2295	B/G	95 kW	901	118
SPRINTER 3-t Bus (B903) 314 NGT (903.072, 903.671, 903.672)	M 111.984	02.95 - 05.06	2295	B/G	95 kW	901	118
SPRINTER 3-t Bus (B903) 316 CDI (903.671, 903.672, 903.673)	OM 612.981	04.00 - 05.06	2685	D	115 kW	891	71
SPRINTER 3-t Bus (B903) 316 CDI (903.671, 903.672, 903.673)	OM 647.981	04.00 - 05.06	2685	D	115 kW	893	86
SPRINTER 3-t Bus (B903) 316 CDI 4x4 (903.672, 903.673)	OM 612.981	08.02 - 05.06	2685	D	115 kW	891	71
SPRINTER 3-t Bus (B903) 316 CDI 4x4 (903.672, 903.673)	OM 647.981	08.02 - 05.06	2685	D	115 kW	893	86
SPRINTER 3-t Bus (B906) 209 CDI (906.711, 906.713)	OM 646.984	04.12	2148	D	65 kW	893	84
SPRINTER 3-t Bus (B906) 210 CDI (906.711, 906.713)	OM 651.955	03.09 - 12.13	2143	D	70 kW	885	40
SPRINTER 3-t Bus (B906) 210 CDI (906.711, 906.713)	OM 651.956	03.09 - 12.13	2143	D	70 kW	885	40
SPRINTER 3-t Bus (B906) 211 CDI (906.711, 906.713)	OM 646.985	06.06 - 12.09	2148	D	80 kW	893	84
SPRINTER 3-t Bus (B906) 211 CDI (906.711, 906.713)	OM 651.955	04.16	2143	D	84 kW	885	40
SPRINTER 3-t Bus (B906) 211 CDI (906.711, 906.713)	OM 651.956	04.16	2143	D	84 kW	885	40
SPRINTER 3-t Bus (B906) 213 CDI (906.711, 906.713)	OM 651.955	06.06 - 05.16	2143	D	95 kW	885	40
SPRINTER 3-t Bus (B906) 213 CDI (906.711, 906.713)	OM 651.956	06.06 - 05.16	2143	D	95 kW	885	40
SPRINTER 3-t Bus (B906) 213 CDI (906.711, 906.713)	OM 651.956	06.06 - 05.16	2143	D	95 kW	885	40
SPRINTER 3-t Bus (B906) 213 CDI (906.711, 906.713)	OM 651.957	06.06 - 05.16	2143	D	95 kW	885	40
SPRINTER 3-t Bus (B906) 214 CDI (906.711, 906.713)	OM 651.955	04.16	2143	D	105 kW	885	40
SPRINTER 3-t Bus (B906) 214 CDI (906.711, 906.713)	OM 651.956	04.16	2143	D	105 kW	885	40
SPRINTER 3-t Bus (B906) 215 CDI (906.711, 906.713)	OM 646.986	06.06 - 12.09	2148	D	110 kW	893	84
SPRINTER 3-t Bus (B906) 215 CDI (906.711, 906.713)	OM 646.989	06.06 - 12.09	2148	D	110 kW	893	84
SPRINTER 3-t Bus (B906) 215 CDI (906.711, 906.713)	OM 646.990	06.06 - 12.09	2148	D	110 kW	893	84
SPRINTER 3-t Bus (B906) 216 (906.713)	M 271.951	09.08	1796	B	115 kW	882	24
SPRINTER 3-t Bus (B906) 216 CDI (906.711, 906.713)	OM 651.955	06.06	2143	D	120 kW	885	40
SPRINTER 3-t Bus (B906) 216 CDI (906.711, 906.713)	OM 651.956	06.06	2143	D	120 kW	885	40
SPRINTER 3-t Bus (B906) 216 CDI (906.711, 906.713)	OM 651.957	06.06	2143	D	120 kW	885	40
SPRINTER 3-t Bus (B906) 218 CDI (906.711, 906.713)	OM 642.896	04.12	2987	D	135 kW	884	36
SPRINTER 3-t Bus (B906) 218 CDI (906.711, 906.713)	OM 642.992	04.12	2987	D	135 kW	884	36
SPRINTER 3-t Bus (B906) 218 CDI (906.711, 906.713)	OM 642.993	04.12	2987	D	135 kW	884	36
SPRINTER 3-t Bus (B906) 224 (906.713)	M 272.979	06.06 - 12.13	3498	B	190 kW	904	134
SPRINTER 3-t Kasten (B903) 308 CDI (903.661, 903.662, 903.663)	OM 611.987	04.00 - 05.06	2148	D	60 kW	892	77
SPRINTER 3-t Kasten (B903) 308 D 2.3 (903.361)	OM 601.943	02.95 - 04.00	2299	D	60 kW	896	97
SPRINTER 3-t Kasten (B903) 308 D 2.3 (903.361, 903.362, 903.363)	OM 601.943	02.95 - 04.00	2299	D	58 kW	896	97
SPRINTER 3-t Kasten (B903) 310 D 2.9 (903.461, 903.462, 903.463)	OM 602.980	02.95 - 04.00	2874	D	75 kW	897	100
SPRINTER 3-t Kasten (B903) 310 D 2.9 4x4 (903.461, 903.462)	OM 602.980	06.97 - 04.00	2874	D	75 kW	897	100
SPRINTER 3-t Kasten (B903) 310 D	OM 632.999	07.96 - 05.01	2495	D	70 kW	901	117
SPRINTER 3-t Kasten (B903) 311 CDI (903.661, 903.662, 903.663)	OM 611.981	04.00 - 05.06	2148	D	80 kW	892	77
SPRINTER 3-t Kasten (B903) 311 CDI 4x4 (903.662, 903.663)	OM 611.981	08.02 - 05.06	2148	D	80 kW	892	77
SPRINTER 3-t Kasten (B903) 312 D 2.9 (903.461, 903.462, 903.463)	OM 602.980	02.95 - 04.00	2874	D	90 kW	897	100
SPRINTER 3-t Kasten (B903) 312 D 2.9 4x4 (903.461, 903.462)	OM 602.980	05.97 - 08.02	2874	D	90 kW	897	100
SPRINTER 3-t Kasten (B903) 312 D	OM 632.997	10.99 - 05.01	2495	D	77 kW	901	117
SPRINTER 3-t Kasten (B903) 313 CDI (903.663, 903.662, 903.661)	OM 611.981	04.00 - 05.12	2148	D	95 kW	892	77
SPRINTER 3-t Kasten (B903) 313 CDI 4x4 (903.662, 903.663)	OM 611.981	08.02 - 05.06	2148	D	95 kW	892	77
SPRINTER 3-t Kasten (B903) 314 (903.061, 903.062, 903.063, 903.661, 903.662)	M 111.979	02.95 - 05.06	2295	B	105 kW	901	118
SPRINTER 3-t Kasten (B903) 314 (903.061, 903.062, 903.063, 903.661, 903.662)	M 111.984	02.95 - 05.06	2295	B	105 kW	901	118
SPRINTER 3-t Kasten (B903) 314 4x4 (903.661, 903.662, 903.663)	M 111.984	08.02 - 05.06	2295	B	105 kW	901	118
SPRINTER 3-t Kasten (B903) 314 NGT (903.661, 903.061, 903.062, 903.063, 903.662)	M 111.979	02.95 - 05.06	2295	B/G	95 kW	901	118
SPRINTER 3-t Kasten (B903) 314 NGT (903.661, 903.061, 903.062, 903.063, 903.662)	M 111.984	02.95 - 05.06	2295	B/G	95 kW	901	118
SPRINTER 3-t Kasten (B903) 316 CDI (903.661, 903.662, 903.663)	OM 612.981	04.00 - 05.06	2685	D	115 kW	891	71
SPRINTER 3-t Kasten (B903) 316 CDI (903.661, 903.662, 903.663)	OM 647.981	04.00 - 05.06	2685	D	115 kW	893	86
SPRINTER 3-t Kasten (B903) 316 CDI 4x4 (903.662, 903.663)	OM 612.981	02.01 - 05.06	2685	D	115 kW	891	71
SPRINTER 3-t Kasten (B903) 316 CDI 4x4 (903.662, 903.663)	OM 647.981	02.01 - 05.06	2685	D	115 kW	893	86
SPRINTER 3-t Kasten (B906) 209 CDI (906.611, 906.613)	OM 646.984	06.06 - 12.09	2148	D	65 kW	893	84
SPRINTER 3-t Kasten (B906) 210 CDI (906.611, 906.613)	OM 651.955	03.09	2143	D	70 kW	885	40
SPRINTER 3-t Kasten (B906) 210 CDI (906.611, 906.613)	OM 651.956	03.09	2143	D	70 kW	885	40
SPRINTER 3-t Kasten (B906) 211 CDI (906.611, 906.613)	OM 646.985	06.06 - 12.09	2148	D	80 kW	893	84
SPRINTER 3-t Kasten (B906) 211 CDI (906.611, 906.613)	OM 651.955	04.16	2143	D	84 kW	885	40

			<b>ccm</b>		<b>kw</b>		<b>1 POS</b>
SPRINTER 3-t Kasten (B906) 211 CDI (906.611, 906.613)	OM 651.956	04.16	2143	D	84 kW	885	40
SPRINTER 3-t Kasten (B906) 213 CDI (906.611, 906.613)	OM 646.986	06.06 - 12.09	2148	D	95 kW	893	84
SPRINTER 3-t Kasten (B906) 213 CDI (906.611, 906.613)	OM 651.955	06.06	2143	D	95 kW	885	40
SPRINTER 3-t Kasten (B906) 213 CDI (906.611, 906.613)	OM 651.956	06.06	2143	D	95 kW	885	40
SPRINTER 3-t Kasten (B906) 213 CDI (906.611, 906.613)	OM 651.956	06.06	2143	D	95 kW	885	40
SPRINTER 3-t Kasten (B906) 213 CDI (906.611, 906.613)	OM 651.957	06.06	2143	D	95 kW	885	40
SPRINTER 3-t Kasten (B906) 214 CDI (906.611, 906.613)	OM 651.955	04.16	2143	D	105 kW	885	40
SPRINTER 3-t Kasten (B906) 214 CDI (906.611, 906.613)	OM 651.956	04.16	2143	D	105 kW	885	40
SPRINTER 3-t Kasten (B906) 215 CDI (906.611, 906.613)	OM 646.986	06.06 - 12.09	2148	D	110 kW	893	84
SPRINTER 3-t Kasten (B906) 215 CDI (906.611, 906.613)	OM 646.989	06.06 - 12.09	2148	D	110 kW	893	84
SPRINTER 3-t Kasten (B906) 215 CDI (906.611, 906.613)	OM 646.990	06.06 - 12.09	2148	D	110 kW	893	84
SPRINTER 3-t Kasten (B906) 216 (906.613)	M 271.951	09.08	1796	B	115 kW	882	24
SPRINTER 3-t Kasten (B906) 216 CDI (906.611, 906.613)	OM 651.955	03.09	2143	D	120 kW	885	40
SPRINTER 3-t Kasten (B906) 216 CDI (906.611, 906.613)	OM 651.956	03.09	2143	D	120 kW	885	40
SPRINTER 3-t Kasten (B906) 216 CDI (906.611, 906.613)	OM 651.957	03.09	2143	D	120 kW	885	40
SPRINTER 3-t Kasten (B906) 218 CDI (906.611, 906.613)	OM 642.896	06.06 - 12.09	2987	D	135 kW	884	36
SPRINTER 3-t Kasten (B906) 218 CDI (906.611, 906.613)	OM 642.992	06.06 - 12.09	2987	D	135 kW	884	36
SPRINTER 3-t Kasten (B906) 219 CDI / BlueTEC (906.611, 906.613)	OM 642.896	03.09	2987	D	140 kW	884	36
SPRINTER 3-t Kasten (B906) 219 CDI / BlueTEC (906.611, 906.613)	OM 642.992	03.09	2987	D	140 kW	884	36
SPRINTER 3-t Kasten (B906) 224 (906.613)	M 272.979	06.06	3498	B	190 kW	904	134
SPRINTER 3-t Kasten (B910) 211 CDI (910.621, 910.623)	OM 651.950	02.18	2143	D	84 kW	885	41
SPRINTER 3-t Kasten (B910) 211 CDI (910.621, 910.623)	OM 651.958	02.18	2143	D	84 kW	885	42
SPRINTER 3-t Kasten (B910) 211 CDI (910.621, 910.623)	OM 654.920	10.21	1950	D	84 kW	883	28
SPRINTER 3-t Kasten (B910) 214 CDI (910.621, 910.623)	OM 651.950	02.18	2143	D	105 kW	885	41
SPRINTER 3-t Kasten (B910) 214 CDI (910.621, 910.623)	OM 651.958	02.18	2143	D	105 kW	885	42
SPRINTER 3-t Kasten (B910) 215 CDI (910.621, 910.623)	OM 654.920	10.21	1950	D	110 kW	883	28
SPRINTER 3-t Pritsche/Fahrgestell (B903) 308 CDI (903.611, 903.612, 903.613, 903.621, 903.622,...	OM 611.987	04.00 - 05.06	2148	D	60 kW	892	77
SPRINTER 3-t Pritsche/Fahrgestell (B903) 308 D 2.3 (903.311, 903.312, 903.322)	OM 601.943	02.95 - 04.00	2299	D	58 kW	896	97
SPRINTER 3-t Pritsche/Fahrgestell (B903) 308 D 2.3 (903.311, 903.322)	OM 601.943	11.96 - 04.00	2299	D	60 kW	896	97
SPRINTER 3-t Pritsche/Fahrgestell (B903) 310 D 2.9 (903.411, 903.412, 903.413, 903.421, 903.422,...	OM 602.980	01.97 - 04.00	2874	D	75 kW	897	100
SPRINTER 3-t Pritsche/Fahrgestell (B903) 310 D 2.9 4x4 (903.421, 903.422, 903.423)	OM 602.980	01.97 - 04.00	2874	D	75 kW	897	100
SPRINTER 3-t Pritsche/Fahrgestell (B903) 310 D	OM 632.999	09.96 - 05.01	2495	D	70 kW	901	117
SPRINTER 3-t Pritsche/Fahrgestell (B903) 311 CDI (903.611, 903.612, 903.613, 903.621, 903.622,...	OM 611.981	04.00 - 05.12	2148	D	80 kW	892	77
SPRINTER 3-t Pritsche/Fahrgestell (B903) 311 CDI 4x4 (903.612, 903.613, 903.622, 903.623)	OM 611.981	04.00 - 05.06	2148	D	80 kW	892	77
SPRINTER 3-t Pritsche/Fahrgestell (B903) 312 D 2.9 (903.411, 903.412, 903.413, 903.421, 903.422,...	OM 602.980	12.98 - 09.01	2874	D	85 kW	897	100
SPRINTER 3-t Pritsche/Fahrgestell (B903) 312 D 2.9 (903.411, 903.412, 903.421, 903.422, 903.423)	OM 602.980	02.95 - 04.00	2874	D	90 kW	897	100
SPRINTER 3-t Pritsche/Fahrgestell (B903) 313 CDI (903.611, 903.612, 903.621, 903.622)	OM 611.981	04.00 - 05.12	2148	D	95 kW	892	77
SPRINTER 3-t Pritsche/Fahrgestell (B903) 313 CDI 4x4 (903.612, 903.613, 903.622, 903.623)	OM 611.981	04.00 - 05.06	2148	D	95 kW	892	77
SPRINTER 3-t Pritsche/Fahrgestell (B903) 314 (903.011, 903.012, 903.013, 903.022, 903.612,...	M 111.979	02.95 - 05.06	2295	B	105 kW	901	118
SPRINTER 3-t Pritsche/Fahrgestell (B903) 314 (903.011, 903.012, 903.013, 903.022, 903.612,...	M 111.984	02.95 - 05.06	2295	B	105 kW	901	118
SPRINTER 3-t Pritsche/Fahrgestell (B903) 314 4x4 (903.612, 903.613, 903.622)	M 111.984	08.02 - 05.06	2295	B	105 kW	901	118
SPRINTER 3-t Pritsche/Fahrgestell (B903) 314 NGT (903.611, 903.612, 903.613, 903.622, 903.012,...	M 111.979	02.95 - 05.06	2295	B/G	95 kW	901	118
SPRINTER 3-t Pritsche/Fahrgestell (B903) 314 NGT (903.611, 903.612, 903.613, 903.622, 903.012,...	M 111.984	02.95 - 05.06	2295	B/G	95 kW	901	118
SPRINTER 3-t Pritsche/Fahrgestell (B903) 316 CDI (903.611, 903.612, 903.613, 903.621, 903.622,...	OM 612.981	04.00 - 05.06	2685	D	115 kW	891	71
SPRINTER 3-t Pritsche/Fahrgestell (B903) 316 CDI (903.611, 903.612, 903.613, 903.621, 903.622,...	OM 647.981	04.00 - 05.06	2685	D	115 kW	893	86
SPRINTER 3-t Pritsche/Fahrgestell (B903) 316 CDI 4x4 (903.612, 903.613, 903.622, 903.623)	OM 612.981	08.02 - 05.06	2685	D	115 kW	891	71
SPRINTER 3-t Pritsche/Fahrgestell (B903) 316 CDI 4x4 (903.612, 903.613, 903.622, 903.623)	OM 647.981	08.02 - 05.06	2685	D	115 kW	893	86
SPRINTER 3-t Pritsche/Fahrgestell (B906) 209 CDI (906.111, 906.113, 906.211, 906.213)	OM 646.984	06.06 - 12.09	2148	D	65 kW	893	84
SPRINTER 3-t Pritsche/Fahrgestell (B906) 210 CDI (906.111, 906.113, 906.211, 906.213)	OM 651.955	03.09 - 05.16	2143	D	70 kW	885	40
SPRINTER 3-t Pritsche/Fahrgestell (B906) 210 CDI (906.111, 906.113, 906.211, 906.213)	OM 651.956	03.09 - 05.16	2143	D	70 kW	885	40
SPRINTER 3-t Pritsche/Fahrgestell (B906) 211 CDI (906.111, 906.113, 906.211, 906.213)	OM 646.985	06.06 - 12.09	2148	D	80 kW	893	84
SPRINTER 3-t Pritsche/Fahrgestell (B906) 211 CDI (906.111, 906.113, 906.211, 906.213)	OM 651.955	04.16	2143	D	84 kW	885	40
SPRINTER 3-t Pritsche/Fahrgestell (B906) 211 CDI (906.111, 906.113, 906.211, 906.213)	OM 651.956	04.16	2143	D	84 kW	885	40
SPRINTER 3-t Pritsche/Fahrgestell (B906) 213 CDI (906.111, 906.113, 906.211, 906.213)	OM 646.986	06.06 - 12.09	2148	D	95 kW	893	84
SPRINTER 3-t Pritsche/Fahrgestell (B906) 213 CDI (906.111, 906.113, 906.211, 906.213)	OM 651.955	03.09 - 05.16	2143	D	95 kW	885	40
SPRINTER 3-t Pritsche/Fahrgestell (B906) 213 CDI (906.111, 906.113, 906.211, 906.213)	OM 651.956	03.09 - 05.16	2143	D	95 kW	885	40



# MERCEDES-BENZ








SPRINTER 3-t Pritsche/Fahrgestell (B906) 213 CDI (906.111, 906.113, 906.211, 906.213)	OM 651.956	03.09 - 05.16	2143	D	95 kW	885	40
SPRINTER 3-t Pritsche/Fahrgestell (B906) 213 CDI (906.111, 906.113, 906.211, 906.213)	OM 651.957	03.09 - 05.16	2143	D	95 kW	885	40
SPRINTER 3-t Pritsche/Fahrgestell (B906) 214 CDI (906.111, 906.113, 906.211, 906.213)	OM 651.955	04.16	2143	D	105 kW	885	40
SPRINTER 3-t Pritsche/Fahrgestell (B906) 214 CDI (906.111, 906.113, 906.211, 906.213)	OM 651.956	04.16	2143	D	105 kW	885	40
SPRINTER 3-t Pritsche/Fahrgestell (B906) 215 CDI (906.111, 906.113, 906.211, 906.213)	OM 646.986	06.06 - 12.09	2148	D	110 kW	893	84
SPRINTER 3-t Pritsche/Fahrgestell (B906) 215 CDI (906.111, 906.113, 906.211, 906.213)	OM 646.989	06.06 - 12.09	2148	D	110 kW	893	84
SPRINTER 3-t Pritsche/Fahrgestell (B906) 215 CDI (906.111, 906.113, 906.211, 906.213)	OM 646.990	06.06 - 12.09	2148	D	110 kW	893	84
SPRINTER 3-t Pritsche/Fahrgestell (B906) 216 (906.113, 906.213)	M 271.951	09.08 - 05.16	1796	B	115 kW	882	24
SPRINTER 3-t Pritsche/Fahrgestell (B906) 216 CDI (906.111, 906.113, 906.211, 906.213)	OM 651.955	03.09	2143	D	120 kW	885	40
SPRINTER 3-t Pritsche/Fahrgestell (B906) 216 CDI (906.111, 906.113, 906.211, 906.213)	OM 651.956	03.09	2143	D	120 kW	885	40
SPRINTER 3-t Pritsche/Fahrgestell (B906) 216 CDI (906.111, 906.113, 906.211, 906.213)	OM 651.957	03.09	2143	D	120 kW	885	40
SPRINTER 3-t Pritsche/Fahrgestell (B906) 218 CDI (906.111, 906.113, 906.211, 906.213)	OM 642.896	06.06 - 12.09	2987	D	135 kW	884	36
SPRINTER 3-t Pritsche/Fahrgestell (B906) 218 CDI (906.111, 906.113, 906.211, 906.213)	OM 642.992	06.06 - 12.09	2987	D	135 kW	884	36
SPRINTER 3-t Pritsche/Fahrgestell (B906) 218 CDI (906.111, 906.113, 906.211, 906.213)	OM 642.993	06.06 - 12.09	2987	D	135 kW	884	36
SPRINTER 3-t Pritsche/Fahrgestell (B906) 219 CDI / BlueTEC (906.111, 906.113, 906.211, 906.213)	OM 642.896	03.09 - 05.16	2987	D	140 kW	884	36
SPRINTER 3-t Pritsche/Fahrgestell (B906) 219 CDI / BlueTEC (906.111, 906.113, 906.211, 906.213)	OM 642.992	03.09 - 05.16	2987	D	140 kW	884	36
SPRINTER 3-t Pritsche/Fahrgestell (B906) 224 (906.113, 906.213)	M 272.979	06.06 - 12.13	3498	B	190 kW	904	134
SPRINTER 3-t Pritsche/Fahrgestell (B910, B907) 211 CDI (910.121, 910.123)	OM 651.950	02.18	2143	D	84 kW	885	41
SPRINTER 3-t Pritsche/Fahrgestell (B910, B907) 211 CDI (910.121, 910.123)	OM 654.920	10.21	1950	D	84 kW	883	28
SPRINTER 3-t Pritsche/Fahrgestell (B910, B907) 211 CDI RWD (907.221, 907.223)	OM 651.958	02.18	2143	D	84 kW	885	42
SPRINTER 3-t Pritsche/Fahrgestell (B910, B907) 211 CDI RWD (907.221, 907.223, 907.123)	OM 654.920	06.20	1950	D	84 kW	883	28
SPRINTER 3-t Pritsche/Fahrgestell (B910, B907) 214 CDI (910.121, 910.123)	OM 651.950	02.18	2143	D	105 kW	885	41
SPRINTER 3-t Pritsche/Fahrgestell (B910, B907) 214 CDI (910.121, 910.123)	OM 651.958	02.18	2143	D	105 kW	885	42
SPRINTER 3-t Pritsche/Fahrgestell (B910, B907) 214 CDI RWD (907.221, 907.223)	OM 651.958	02.18	2143	D	105 kW	885	42
SPRINTER 3-t Pritsche/Fahrgestell (B910, B907) 215 CDI (910.121, 910.123)	OM 654.920	10.21	1950	D	110 kW	883	28
SPRINTER 3-t Pritsche/Fahrgestell (B910, B907) 215 CDI RWD (907.221, 907.223)	OM 654.920	06.20	1950	D	110 kW	883	28
SPRINTER 3-t Pritsche/Fahrgestell (B910, B907) 216 CDI RWD (907.221, 907.223)	OM 651.958	02.18	2143	D	120 kW	885	42
SPRINTER 3-t Pritsche/Fahrgestell (B910, B907) 217 CDI RWD (907.221, 907.223)	OM 654.920	06.20	1950	D	125 kW	883	28
SPRINTER 3-t Tourer Bus (B907) 211 CDI (907.721, 907.723)	OM 651.958	02.18	2143	D	84 kW	885	42
SPRINTER 3-t Tourer Bus (B907) 211 CDI (907.721, 907.723)	OM 654.920	10.21	1950	D	84 kW	883	28
SPRINTER 3-t Tourer Bus (B907) 214 CDI (907.721, 907.723)	OM 651.958	02.18	2143	D	105 kW	885	42
SPRINTER 3-t Tourer Bus (B907) 215 CDI (907.721, 907.723)	OM 654.920	10.21	1950	D	110 kW	883	28
SPRINTER 3-t Tourer Bus (B907) 217 CDI (907.721, 907.723)	OM 654.920	10.21	1950	D	125 kW	883	28
SPRINTER 4,6-t Bus (B906) 415 CDI (906.753)	OM 651.955	06.06	2143	D	110 kW	885	40
SPRINTER 4,6-t Bus (B906) 415 CDI (906.753)	OM 651.956	06.06	2143	D	110 kW	885	40
SPRINTER 4,6-t Bus (B906) 415 CDI (906.753)	OM 651.957	06.06	2143	D	110 kW	885	40
SPRINTER 4,6-t Kasten (B906) 411 CDI (906.653, 906.655, 906.657)	OM 646.985	06.09 - 12.18	2148	D	80 kW	893	84
SPRINTER 4,6-t Kasten (B906) 411 CDI (906.653, 906.655, 906.657)	OM 651.955	04.16	2143	D	84 kW	885	40
SPRINTER 4,6-t Kasten (B906) 411 CDI (906.653, 906.655, 906.657)	OM 651.956	04.16	2143	D	84 kW	885	40
SPRINTER 4,6-t Kasten (B906) 413 CDI (906.653, 906.655, 906.657)	OM 651.955	06.06 - 05.16	2143	D	95 kW	885	40
SPRINTER 4,6-t Kasten (B906) 413 CDI (906.653, 906.655, 906.657)	OM 651.956	06.06 - 05.16	2143	D	95 kW	885	40
SPRINTER 4,6-t Kasten (B906) 413 CDI (906.653, 906.655, 906.657)	OM 651.957	06.06 - 05.16	2143	D	95 kW	885	40
SPRINTER 4,6-t Kasten (B906) 414 CDI (906.653, 906.655, 906.657)	OM 651.955	05.16	2143	D	105 kW	885	40
SPRINTER 4,6-t Kasten (B906) 414 CDI (906.653, 906.655, 906.657)	OM 651.956	05.16	2143	D	105 kW	885	40
SPRINTER 4,6-t Kasten (B906) 414 CDI 4x4 (906.653, 906.655, 906.657)	OM 651.955	05.16	2143	D	105 kW	885	40
SPRINTER 4,6-t Kasten (B906) 414 CDI 4x4 (906.653, 906.655, 906.657)	OM 651.956	05.16	2143	D	105 kW	885	40
SPRINTER 4,6-t Kasten (B906) 415 CDI (906.631, 906.633, 906.635, 906.655)	OM 651.955	06.11	2143	D	110 kW	885	40
SPRINTER 4,6-t Kasten (B906) 415 CDI (906.631, 906.633, 906.635, 906.655)	OM 651.956	06.11	2143	D	110 kW	885	40
SPRINTER 4,6-t Kasten (B906) 415 CDI (906.631, 906.633, 906.635, 906.655)	OM 651.957	06.11	2143	D	110 kW	885	40
SPRINTER 4,6-t Kasten (B906) 415 CDI (906.631, 906.633, 906.635, 906.655)	OM 646.986	06.09 - 12.09	2148	D	110 kW	893	84
SPRINTER 4,6-t Kasten (B906) 415 CDI (906.653, 906.655, 906.657)	OM 646.989	06.09 - 12.09	2148	D	110 kW	893	84
SPRINTER 4,6-t Kasten (B906) 415 CDI (906.653, 906.655, 906.657)	OM 646.990	06.09 - 12.09	2148	D	110 kW	893	84
SPRINTER 4,6-t Kasten (B906) 416 CDI (906.653, 906.655, 906.657)	OM 651.955	03.09	2143	D	120 kW	885	40
SPRINTER 4,6-t Kasten (B906) 416 CDI (906.653, 906.655, 906.657)	OM 651.956	03.09	2143	D	120 kW	885	40
SPRINTER 4,6-t Kasten (B906) 416 CDI (906.653, 906.655, 906.657)	OM 651.957	03.09	2143	D	120 kW	885	40
SPRINTER 4,6-t Kasten (B906) 416 CDI 4x4 (906.655, 906.657)	OM 651.955	11.13	2143	D	120 kW	885	40
SPRINTER 4,6-t Kasten (B906) 416 CDI 4x4 (906.655, 906.657)	OM 651.956	11.13	2143	D	120 kW	885	40
SPRINTER 4,6-t Kasten (B906) 416 CDI 4x4 (906.655, 906.657)	OM 651.957	11.13	2143	D	120 kW	885	40
SPRINTER 4,6-t Kasten (B906) 418 CDI (906.653, 906.655, 906.657)	OM 642.896	06.09 - 05.16	2987	D	135 kW	884	36
SPRINTER 4,6-t Kasten (B906) 418 CDI (906.653, 906.655, 906.657)	OM 642.986	06.09 - 05.16	2987	D	135 kW	883	31
SPRINTER 4,6-t Kasten (B906) 418 CDI (906.653, 906.655, 906.657)	OM 642.992	06.09 - 05.16	2987	D	135 kW	884	36






			<b>ccm</b>		<b>kw</b>		<b>1 POS</b>
SPRINTER 4,6-t Kasten (B906) 419 CDI (906.653, 906.655, 906.657)	OM 642.896	03.09	2987	D	140 kW	884	36
SPRINTER 4,6-t Kasten (B906) 419 CDI (906.653, 906.655, 906.657)	OM 642.992	03.09	2987	D	140 kW	884	36
SPRINTER 4,6-t Kasten (B906) 424 (906.655, 906.657, 906.653)	M 272.979	06.06 - 12.13	3498	B	190 kW	904	134
SPRINTER 4,6-t Pritsche/Fahrgestell (B906) 411 CDI (906.153, 906.155, 906.253, 906.255)	OM 646.985	06.09 - 12.18	2148	D	80 kW	893	84
SPRINTER 4,6-t Pritsche/Fahrgestell (B906) 411 CDI (906.153, 906.155, 906.253, 906.255)	OM 651.955	04.16	2143	D	84 kW	885	40
SPRINTER 4,6-t Pritsche/Fahrgestell (B906) 411 CDI (906.153, 906.155, 906.253, 906.255)	OM 651.956	04.16	2143	D	84 kW	885	40
SPRINTER 4,6-t Pritsche/Fahrgestell (B906) 413 CDI (906.153, 906.155, 906.253, 906.255)	OM 651.955	03.09	2143	D	95 kW	885	40
SPRINTER 4,6-t Pritsche/Fahrgestell (B906) 413 CDI (906.153, 906.155, 906.253, 906.255)	OM 651.956	03.09	2143	D	95 kW	885	40
SPRINTER 4,6-t Pritsche/Fahrgestell (B906) 413 CDI (906.153, 906.155, 906.253, 906.255)	OM 651.956	03.09	2143	D	95 kW	885	40
SPRINTER 4,6-t Pritsche/Fahrgestell (B906) 413 CDI (906.153, 906.155, 906.253, 906.255)	OM 651.957	03.09	2143	D	95 kW	885	40
SPRINTER 4,6-t Pritsche/Fahrgestell (B906) 414 CDI (906.153, 906.155, 906.253, 906.255)	OM 651.955	05.16	2143	D	105 kW	885	40
SPRINTER 4,6-t Pritsche/Fahrgestell (B906) 414 CDI (906.153, 906.155, 906.253, 906.255)	OM 651.956	05.16	2143	D	105 kW	885	40
SPRINTER 4,6-t Pritsche/Fahrgestell (B906) 415 CDI (906.153, 906.155, 906.253, 906.255)	OM 646.986	06.06 - 12.09	2148	D	110 kW	893	84
SPRINTER 4,6-t Pritsche/Fahrgestell (B906) 415 CDI (906.153, 906.155, 906.253, 906.255)	OM 646.989	06.06 - 12.09	2148	D	110 kW	893	84
SPRINTER 4,6-t Pritsche/Fahrgestell (B906) 415 CDI (906.153, 906.155, 906.253, 906.255)	OM 646.990	06.06 - 12.09	2148	D	110 kW	893	84
SPRINTER 4,6-t Pritsche/Fahrgestell (B906) 415 CDI (906.155)	OM 651.955	06.11	2143	D	110 kW	885	40
SPRINTER 4,6-t Pritsche/Fahrgestell (B906) 415 CDI (906.155)	OM 651.956	06.11	2143	D	110 kW	885	40
SPRINTER 4,6-t Pritsche/Fahrgestell (B906) 415 CDI (906.155)	OM 651.957	06.11	2143	D	110 kW	885	40
SPRINTER 4,6-t Pritsche/Fahrgestell (B906) 416 CDI (906.153, 906.155, 906.253, 906.255)	OM 651.955	03.09	2143	D	120 kW	885	40
SPRINTER 4,6-t Pritsche/Fahrgestell (B906) 416 CDI (906.153, 906.155, 906.253, 906.255)	OM 651.956	03.09	2143	D	120 kW	885	40
SPRINTER 4,6-t Pritsche/Fahrgestell (B906) 416 CDI (906.153, 906.155, 906.253, 906.255)	OM 651.957	03.09	2143	D	120 kW	885	40
SPRINTER 4,6-t Pritsche/Fahrgestell (B906) 418 CDI (906.153, 906.155, 906.253, 906.255)	OM 642.896	06.06 - 12.09	2987	D	135 kW	884	36
SPRINTER 4,6-t Pritsche/Fahrgestell (B906) 418 CDI (906.153, 906.155, 906.253, 906.255)	OM 642.986	06.06 - 12.09	2987	D	135 kW	883	31
SPRINTER 4,6-t Pritsche/Fahrgestell (B906) 418 CDI (906.153, 906.155, 906.253, 906.255)	OM 642.992	06.06 - 12.09	2987	D	135 kW	884	36
SPRINTER 4,6-t Pritsche/Fahrgestell (B906) 418 CDI (906.153, 906.155, 906.253, 906.255)	OM 642.993	06.06 - 12.09	2987	D	135 kW	884	36
SPRINTER 4,6-t Pritsche/Fahrgestell (B906) 419 CDI (906.153, 906.155, 906.253, 906.255)	OM 642.896	03.09	2987	D	140 kW	884	36
SPRINTER 4,6-t Pritsche/Fahrgestell (B906) 419 CDI (906.153, 906.155, 906.253, 906.255)	OM 642.898	03.09	2987	D	140 kW	884	36
SPRINTER 4,6-t Pritsche/Fahrgestell (B906) 419 CDI (906.153, 906.155, 906.253, 906.255)	OM 642.986	03.09	2987	D	140 kW	883	31
SPRINTER 4,6-t Pritsche/Fahrgestell (B906) 419 CDI (906.153, 906.155, 906.253, 906.255)	OM 642.992	03.09	2987	D	140 kW	884	36
SPRINTER 4,6-t Pritsche/Fahrgestell (B906) 424 (906.153, 906.155, 906.253, 906.255)	M 272.979	06.06 - 12.13	3498	B	190 kW	904	134
SPRINTER 4-t Bus (B904) 408 CDI (904.662, 904.663)	OM 611.987	04.00 - 05.06	2148	D	60 kW	892	77
SPRINTER 4-t Bus (B904) 411 CDI (904.662, 904.663)	OM 611.981	04.00 - 05.06	2148	D	80 kW	892	77
SPRINTER 4-t Bus (B904) 413 CDI (904.663, 904.662)	OM 611.981	04.00 - 05.06	2148	D	95 kW	892	77
SPRINTER 4-t Bus (B904) 414 (904.662, 904.663)	M 111.979	02.96 - 05.06	2295	B	105 kW	901	118
SPRINTER 4-t Bus (B904) 414 (904.662, 904.663)	M 111.984	02.96 - 05.06	2295	B	105 kW	901	118
SPRINTER 4-t Bus (B904) 416 CDI (904.662, 904.663)	OM 612.981	04.00 - 05.06	2685	D	115 kW	891	71
SPRINTER 4-t Kasten (B904) 408 CDI	OM 611.987	04.00 - 05.06	2148	D	60 kW	892	77
SPRINTER 4-t Kasten (B904) 408 D	OM 601.943	02.96 - 05.06	2299	D	58 kW	896	97
SPRINTER 4-t Kasten (B904) 410 D 4x4	OM 602.980	05.97 - 05.06	2874	D	75 kW	897	100
SPRINTER 4-t Kasten (B904) 410 D	OM 602.980	02.96 - 05.06	2874	D	75 kW	897	100
SPRINTER 4-t Kasten (B904) 411 CDI 4x4	OM 611.981	04.00 - 05.06	2148	D	80 kW	892	77
SPRINTER 4-t Kasten (B904) 411 CDI	OM 611.981	04.00 - 05.06	2148	D	80 kW	892	77
SPRINTER 4-t Kasten (B904) 412 D 4x4	OM 602.980	05.97 - 05.06	2874	D	85 kW	897	100
SPRINTER 4-t Kasten (B904) 412 D 4x4	OM 602.980	05.97 - 05.06	2874	D	90 kW	897	100
SPRINTER 4-t Kasten (B904) 412 D	OM 602.980	02.96 - 05.06	2874	D	85 kW	897	100
SPRINTER 4-t Kasten (B904) 412 D	OM 602.980	02.96 - 05.06	2874	D	90 kW	897	100
SPRINTER 4-t Kasten (B904) 413 CDI 4x4	OM 611.981	04.00 - 05.06	2148	D	95 kW	892	77
SPRINTER 4-t Kasten (B904) 413 CDI	OM 611.981	04.00 - 05.12	2148	D	95 kW	892	77
SPRINTER 4-t Kasten (B904) 414 (904.062, 904.063, 904.662, 904.663)	M 111.979	02.96 - 05.06	2295	B	105 kW	901	118
SPRINTER 4-t Kasten (B904) 414 (904.062, 904.063, 904.662, 904.663)	M 111.984	02.96 - 05.06	2295	B	105 kW	901	118
SPRINTER 4-t Kasten (B904) 414 4x4 (904.062, 904.063, 904.662, 904.663)	M 111.979	05.97 - 05.06	2295	B	105 kW	901	118
SPRINTER 4-t Kasten (B904) 414 4x4 (904.062, 904.063, 904.662, 904.663)	M 111.984	05.97 - 05.06	2295	B	105 kW	901	118
SPRINTER 4-t Kasten (B904) 414 D 4x4	OM 602.980	05.97 - 05.06	2874	D	90 kW	897	100
SPRINTER 4-t Kasten (B904) 414 NGT	M 111.979	02.95 - 05.06	2295	B/G	95 kW	901	118
SPRINTER 4-t Kasten (B904) 414 NGT	M 111.984	02.95 - 05.06	2295	B/G	95 kW	901	118
SPRINTER 4-t Kasten (B904) 416 CDI 4x4	OM 612.981	04.00 - 05.06	2685	D	115 kW	891	71
SPRINTER 4-t Kasten (B904) 416 CDI 4x4	OM 647.981	04.00 - 05.06	2685	D	115 kW	893	86
SPRINTER 4-t Kasten (B904) 416 CDI	OM 612.981	04.00 - 05.06	2685	D	115 kW	891	71
SPRINTER 4-t Kasten (B904) 416 CDI	OM 647.981	04.00 - 05.06	2685	D	115 kW	893	86
SPRINTER 4-t Kasten (B907, B910) 411 CDI (910.641, 910.643)	OM 651.950	02.18	2143	D	84 kW	885	41
SPRINTER 4-t Kasten (B907, B910) 411 CDI (910.641, 910.643)	OM 651.958	02.18	2143	D	84 kW	885	42
SPRINTER 4-t Kasten (B907, B910) 411 CDI RWD (907.641, 907.643, 907.645, 907.647)	OM 654.920	10.21	1950	D	84 kW	883	28










# MERCEDES-BENZ

						
SPRINTER 4-t Kasten (B907, B910) 411 CDI RWD (907.643, 907.645)	OM 651.958	02.18	D	84 kW	885	42
SPRINTER 4-t Kasten (B907, B910) 414 CDI (910.643, 910.641)	OM 651.958	02.18	D	105 kW	885	42
SPRINTER 4-t Kasten (B907, B910) 414 CDI Allrad (907.643, 907.645, 907.647)	OM 651.958	01.19	D	105 kW	885	42
SPRINTER 4-t Kasten (B907, B910) 414 CDI RWD (907.643, 907.645, 907.647)	OM 651.958	02.18	D	105 kW	885	42
SPRINTER 4-t Kasten (B907, B910) 415 CDI (910.641, 910.643)	OM 654.920	10.21	D	110 kW	883	28
SPRINTER 4-t Kasten (B907, B910) 415 CDI RWD (907.641, 907.643, 907.645, 907.647)	OM 654.920	10.21	D	110 kW	883	28
SPRINTER 4-t Kasten (B907, B910) 416 CDI Allrad (907.643, 907.645, 907.647)	OM 651.958	01.19	D	120 kW	885	42
SPRINTER 4-t Kasten (B907, B910) 416 CDI RWD (907.643, 907.645, 907.647)	OM 651.958	02.18	D	120 kW	885	42
SPRINTER 4-t Kasten (B907, B910) 417 CDI RWD (907.641, 907.643, 907.645, 907.647)	OM 654.920	06.20	D	125 kW	883	28
SPRINTER 4-t Kasten (B907, B910) 419 CDI Allrad (907.643, 907.645, 907.647)	OM 642.899	01.19	D	140 kW	884	36
SPRINTER 4-t Kasten (B907, B910) 419 CDI Allrad (907.643, 907.645, 907.647)	OM 654.920	10.21	D	140 kW	883	28
SPRINTER 4-t Kasten (B907, B910) 419 CDI RWD (907.643, 907.645, 907.647)	OM 642.899	02.18	D	140 kW	884	36
SPRINTER 4-t Kasten (B907, B910) 419 CDI RWD (907.643, 907.645, 907.647)	OM 654.920	10.21	D	140 kW	883	28
SPRINTER 4-t Pritsche/Fahrgestell (B904) 408 CDI	OM 611.987	04.00 - 05.06	D	60 kW	892	77
SPRINTER 4-t Pritsche/Fahrgestell (B904) 408 D	OM 601.943	02.96 - 05.06	D	58 kW	896	97
SPRINTER 4-t Pritsche/Fahrgestell (B904) 410 D 4x4	OM 602.980	05.97 - 05.06	D	75 kW	897	100
SPRINTER 4-t Pritsche/Fahrgestell (B904) 410 D	OM 602.980	02.96 - 05.06	D	75 kW	897	100
SPRINTER 4-t Pritsche/Fahrgestell (B904) 411 CDI 4x4	OM 611.981	04.00 - 05.06	D	80 kW	892	77
SPRINTER 4-t Pritsche/Fahrgestell (B904) 411 CDI	OM 611.981	04.00 - 05.06	D	80 kW	892	77
SPRINTER 4-t Pritsche/Fahrgestell (B904) 412 D 4x4	OM 602.980	05.97 - 05.06	D	85 kW	897	100
SPRINTER 4-t Pritsche/Fahrgestell (B904) 412 D 4x4	OM 602.980	05.97 - 05.06	D	90 kW	897	100
SPRINTER 4-t Pritsche/Fahrgestell (B904) 412 D	OM 602.980	02.96 - 05.06	D	85 kW	897	100
SPRINTER 4-t Pritsche/Fahrgestell (B904) 412 D	OM 602.980	02.96 - 05.06	D	90 kW	897	100
SPRINTER 4-t Pritsche/Fahrgestell (B904) 412 D	OM 632.998	07.96 - 09.02	D	85 kW	901	117
SPRINTER 4-t Pritsche/Fahrgestell (B904) 413 CDI 4x4	OM 611.981	04.00 - 05.06	D	95 kW	892	77
SPRINTER 4-t Pritsche/Fahrgestell (B904) 413 CDI	OM 611.981	04.00 - 05.12	D	95 kW	892	77
SPRINTER 4-t Pritsche/Fahrgestell (B904) 414 (904.012, 904.013, 904.612, 904.613)	M 111.979	02.95 - 05.06	B	105 kW	901	118
SPRINTER 4-t Pritsche/Fahrgestell (B904) 414 (904.012, 904.013, 904.612, 904.613)	M 111.984	02.95 - 05.06	B	105 kW	901	118
SPRINTER 4-t Pritsche/Fahrgestell (B904) 414 4x4 (904.012, 904.013, 904.612, 904.613)	M 111.979	05.97 - 05.06	B	105 kW	901	118
SPRINTER 4-t Pritsche/Fahrgestell (B904) 414 4x4 (904.012, 904.013, 904.612, 904.613)	M 111.984	05.97 - 05.06	B	105 kW	901	118
SPRINTER 4-t Pritsche/Fahrgestell (B904) 414 NGT	M 111.979	02.95 - 05.06	B/G	95 kW	901	118
SPRINTER 4-t Pritsche/Fahrgestell (B904) 414 NGT	M 111.984	02.95 - 05.06	B/G	95 kW	901	118
SPRINTER 4-t Pritsche/Fahrgestell (B904) 416 CDI 4x4	OM 612.981	04.00 - 05.06	D	115 kW	891	71
SPRINTER 4-t Pritsche/Fahrgestell (B904) 416 CDI 4x4	OM 647.981	04.00 - 05.06	D	115 kW	893	86
SPRINTER 4-t Pritsche/Fahrgestell (B904) 416 CDI	OM 612.981	04.00 - 05.06	D	115 kW	891	71
SPRINTER 4-t Pritsche/Fahrgestell (B904) 416 CDI	OM 647.981	04.00 - 05.06	D	115 kW	893	86
SPRINTER 4-t Pritsche/Fahrgestell (B907, B910) 411 CDI (910.143, 910.141)	OM 651.950	02.18	D	84 kW	885	41
SPRINTER 4-t Pritsche/Fahrgestell (B907, B910) 411 CDI (910.143, 910.141)	OM 651.958	02.18	D	84 kW	885	42
SPRINTER 4-t Pritsche/Fahrgestell (B907, B910) 411 CDI RWD (907.141, 907.143, 907.145, 907.241, 907.243...)	OM 651.958	02.18	D	84 kW	885	42
SPRINTER 4-t Pritsche/Fahrgestell (B907, B910) 411 CDI RWD (907.141, 907.143, 907.145, 907.241, 907.243...)	OM 654.920	10.21	D	84 kW	883	28
SPRINTER 4-t Pritsche/Fahrgestell (B907, B910) 414 CDI (910.141, 910.143, 910.040)	OM 651.950	02.18	D	105 kW	885	41
SPRINTER 4-t Pritsche/Fahrgestell (B907, B910) 414 CDI (910.141, 910.143, 910.040)	OM 651.958	02.18	D	105 kW	885	42
SPRINTER 4-t Pritsche/Fahrgestell (B907, B910) 414 CDI Allrad (907.143, 907.145, 907.243, 907.245)	OM 651.958	01.19	D	105 kW	885	42
SPRINTER 4-t Pritsche/Fahrgestell (B907, B910) 414 CDI RWD (907.143, 907.145, 907.243, 907.245, 907.141...)	OM 651.958	02.18	D	105 kW	885	42
SPRINTER 4-t Pritsche/Fahrgestell (B907, B910) 415 CDI (910.040)	OM 654.920	06.20	D	110 kW	883	28
SPRINTER 4-t Pritsche/Fahrgestell (B907, B910) 415 CDI (910.141, 910.143)	OM 654.920	10.21	D	110 kW	883	28
SPRINTER 4-t Pritsche/Fahrgestell (B907, B910) 415 CDI RWD (907.141, 907.143, 907.145, 907.241, 907.243...)	OM 654.920	10.21	D	110 kW	883	28
SPRINTER 4-t Pritsche/Fahrgestell (B907, B910) 416 CDI Allrad (907.143, 907.145, 907.243, 907.245)	OM 651.958	01.19	D	120 kW	885	42
SPRINTER 4-t Pritsche/Fahrgestell (B907, B910) 416 CDI RWD (907.143, 907.145, 907.243, 907.141, 907.241...)	OM 651.958	02.18	D	120 kW	885	42
SPRINTER 4-t Pritsche/Fahrgestell (B907, B910) 417 CDI (910.040)	OM 651.958	02.18	D	125 kW	885	42
SPRINTER 4-t Pritsche/Fahrgestell (B907, B910) 417 CDI (910.040)	OM 654.920	06.20	D	125 kW	883	28
SPRINTER 4-t Pritsche/Fahrgestell (B907, B910) 417 CDI RWD (907.141, 907.143, 907.145, 907.241, 907.243...)	OM 654.920	10.21	D	125 kW	883	28
SPRINTER 4-t Pritsche/Fahrgestell (B907, B910) 418 CDI (910.040)	OM 651.958	02.18	D	130 kW	885	42
SPRINTER 4-t Pritsche/Fahrgestell (B907, B910) 419 CDI Allrad (907.143, 907.145, 907.243, 907.245)	OM 642.899	01.19	D	140 kW	884	36
SPRINTER 4-t Pritsche/Fahrgestell (B907, B910) 419 CDI Allrad (907.143, 907.145, 907.243, 907.245)	OM 654.920	10.21	D	140 kW	883	28

			<b>ccm</b>		<b>kw</b>		<b>1 POS</b>
SPRINTER 4-t Pritsche/Fahrgestell (B907, B910) 419 CDI RWD (907.143, 907.145, 907.243, 907.245)	OM 642.899	02.18	2987	D	140 kW	884	36
SPRINTER 4-t Pritsche/Fahrgestell (B907, B910) 419 CDI RWD (907.143, 907.145, 907.243, 907.245)	OM 654.920	10.21	1950	D	140 kW	883	28
SPRINTER 4-t Tourer Bus (B907) 411 CDI (907.741, 907.743, 907.745)	OM 651.958	02.18	2143	D	84 kW	885	42
SPRINTER 4-t Tourer Bus (B907) 414 CDI (907.741, 907.743, 907.745)	OM 651.958	09.19	2143	D	105 kW	885	42
SPRINTER 4-t Tourer Bus (B907) 415 CDI (907.643)	OM 654.920	01.22	1950	D	110 kW	883	28
SPRINTER 4-t Tourer Bus (B907) 416 CDI (907.843)	OM 651.958	09.19	2143	D	120 kW	885	42
SPRINTER 4-t Tourer Bus (B907) 417 CDI (907.643)	OM 654.920	01.22	1950	D	125 kW	883	28
SPRINTER 4-t Tourer Bus (B907) 419 CDI (907.743, 907.745)	OM 642.899	02.18	2987	D	140 kW	884	36
SPRINTER 5-t Bus (B906) 513 CDI (906.655, 906.657)	OM 651.955	03.09	2143	D	95 kW	885	40
SPRINTER 5-t Bus (B906) 513 CDI (906.655, 906.657)	OM 651.956	03.09	2143	D	95 kW	885	40
SPRINTER 5-t Bus (B906) 515 CDI (906.655, 906.657)	OM 651.955	06.06	2143	D	110 kW	885	40
SPRINTER 5-t Bus (B906) 515 CDI (906.655, 906.657)	OM 651.956	06.06	2143	D	110 kW	885	40
SPRINTER 5-t Bus (B906) 515 CDI (906.655, 906.657)	OM 651.957	06.06	2143	D	110 kW	885	40
SPRINTER 5-t Bus (B906) 516 CDI (906.655, 906.657)	OM 651.955	03.09	2143	D	120 kW	885	40
SPRINTER 5-t Bus (B906) 516 CDI (906.655, 906.657)	OM 651.956	03.09	2143	D	120 kW	885	40
SPRINTER 5-t Bus (B906) 516 CDI (906.655, 906.657)	OM 651.957	03.09	2143	D	120 kW	885	40
SPRINTER 5-t Bus (B906) 519 CDI (906.655, 906.657)	OM 642.896	03.09	2987	D	140 kW	884	36
SPRINTER 5-t Bus (B906) 519 CDI (906.655, 906.657)	OM 642.898	03.09	2987	D	140 kW	884	36
SPRINTER 5-t Bus (B906) 519 CDI (906.655, 906.657)	OM 642.992	03.09	2987	D	140 kW	884	36
SPRINTER 5-t Kasten (B906) 509 CDI (906.653, 906.655, 906.657)	OM 646.984	06.06 - 12.09	2148	D	65 kW	893	84
SPRINTER 5-t Kasten (B906) 510 CDI (906.653, 906.655, 906.657)	OM 651.955	03.09 - 05.16	2143	D	70 kW	885	40
SPRINTER 5-t Kasten (B906) 510 CDI (906.653, 906.655, 906.657)	OM 651.956	03.09 - 05.16	2143	D	70 kW	885	40
SPRINTER 5-t Kasten (B906) 511 CDI (906.653, 906.655, 906.657)	OM 646.985	06.06 - 12.09	2148	D	80 kW	893	84
SPRINTER 5-t Kasten (B906) 511 CDI (906.653, 906.655, 906.657)	OM 651.955	05.16	2143	D	84 kW	885	40
SPRINTER 5-t Kasten (B906) 511 CDI (906.653, 906.655, 906.657)	OM 651.956	05.16	2143	D	84 kW	885	40
SPRINTER 5-t Kasten (B906) 511 CDI 4x4 (906.653, 906.655, 906.657)	OM 646.985	06.06 - 12.09	2148	D	80 kW	893	84
SPRINTER 5-t Kasten (B906) 513 CDI (906.653, 906.655, 906.657)	OM 646.986	06.06	2148	D	95 kW	893	84
SPRINTER 5-t Kasten (B906) 513 CDI (906.653, 906.655, 906.657)	OM 651.955	06.06	2143	D	95 kW	885	40
SPRINTER 5-t Kasten (B906) 513 CDI (906.653, 906.655, 906.657)	OM 651.956	06.06	2143	D	95 kW	885	40
SPRINTER 5-t Kasten (B906) 513 CDI (906.653, 906.655, 906.657)	OM 651.956	06.06	2143	D	95 kW	885	40
SPRINTER 5-t Kasten (B906) 513 CDI (906.653, 906.655, 906.657)	OM 651.957	06.06	2143	D	95 kW	885	40
SPRINTER 5-t Kasten (B906) 513 CDI 4x4 (906.653, 906.655, 906.657)	OM 651.955	06.06	2143	D	95 kW	885	40
SPRINTER 5-t Kasten (B906) 513 CDI 4x4 (906.653, 906.655, 906.657)	OM 651.956	06.06	2143	D	95 kW	885	40
SPRINTER 5-t Kasten (B906) 513 CDI 4x4 (906.653, 906.655, 906.657)	OM 651.956	06.06	2143	D	95 kW	885	40
SPRINTER 5-t Kasten (B906) 513 CDI 4x4 (906.653, 906.655, 906.657)	OM 651.957	06.06	2143	D	95 kW	885	40
SPRINTER 5-t Kasten (B906) 514 CDI (906.653, 906.655, 906.657)	OM 651.955	05.16	2143	D	105 kW	885	40
SPRINTER 5-t Kasten (B906) 514 CDI (906.653, 906.655, 906.657)	OM 651.956	05.16	2143	D	105 kW	885	40
SPRINTER 5-t Kasten (B906) 514 CDI 4x4 (906.653, 906.655, 906.657)	OM 651.955	05.16	2143	D	105 kW	885	40
SPRINTER 5-t Kasten (B906) 514 CDI 4x4 (906.653, 906.655, 906.657)	OM 651.956	05.16	2143	D	105 kW	885	40
SPRINTER 5-t Kasten (B906) 515 CDI (906.653, 906.655, 906.657)	OM 646.986	06.06 - 12.09	2148	D	110 kW	893	84
SPRINTER 5-t Kasten (B906) 515 CDI (906.653, 906.655, 906.657)	OM 646.989	06.06 - 12.09	2148	D	110 kW	893	84
SPRINTER 5-t Kasten (B906) 515 CDI (906.653, 906.655, 906.657)	OM 646.990	06.06 - 12.09	2148	D	110 kW	893	84
SPRINTER 5-t Kasten (B906) 515 CDI (906.655, 906.653, 906.957, 906.657)	OM 651.955	06.11	2143	D	110 kW	885	40
SPRINTER 5-t Kasten (B906) 515 CDI (906.655, 906.653, 906.957, 906.657)	OM 651.956	06.11	2143	D	110 kW	885	40
SPRINTER 5-t Kasten (B906) 515 CDI (906.655, 906.653, 906.957, 906.657)	OM 651.957	06.11	2143	D	110 kW	885	40
SPRINTER 5-t Kasten (B906) 515 CDI 4x4 (906.653, 906.655, 906.657)	OM 646.986	06.06 - 12.09	2148	D	110 kW	893	84
SPRINTER 5-t Kasten (B906) 515 CDI 4x4 (906.653, 906.655, 906.657)	OM 646.989	06.06 - 12.09	2148	D	110 kW	893	84
SPRINTER 5-t Kasten (B906) 515 CDI 4x4 (906.653, 906.655, 906.657)	OM 646.990	06.06 - 12.09	2148	D	110 kW	893	84
SPRINTER 5-t Kasten (B906) 516 CDI (906.653, 906.655, 906.657)	OM 651.955	03.09	2143	D	120 kW	885	40
SPRINTER 5-t Kasten (B906) 516 CDI (906.653, 906.655, 906.657)	OM 651.956	03.09	2143	D	120 kW	885	40
SPRINTER 5-t Kasten (B906) 516 CDI (906.653, 906.655, 906.657)	OM 651.957	03.09	2143	D	120 kW	885	40
SPRINTER 5-t Kasten (B906) 516 CDI 4x4 (906.653, 906.655, 906.657)	OM 651.955	06.06	2143	D	120 kW	885	40
SPRINTER 5-t Kasten (B906) 516 CDI 4x4 (906.653, 906.655, 906.657)	OM 651.956	06.06	2143	D	120 kW	885	40
SPRINTER 5-t Kasten (B906) 516 CDI 4x4 (906.653, 906.655, 906.657)	OM 651.957	06.06	2143	D	120 kW	885	40
SPRINTER 5-t Kasten (B906) 516 NGT (906.655)	M 271.951	03.09	1796	B/G	115 kW	882	24
SPRINTER 5-t Kasten (B906) 516	M 271.951	03.09	1796	B	115 kW	882	24
SPRINTER 5-t Kasten (B906) 518 CDI (906.653, 906.655, 906.657)	OM 642.896	06.06 - 12.09	2987	D	135 kW	884	36
SPRINTER 5-t Kasten (B906) 518 CDI (906.653, 906.655, 906.657)	OM 642.986	06.06 - 12.09	2987	D	135 kW	883	31
SPRINTER 5-t Kasten (B906) 518 CDI (906.653, 906.655, 906.657)	OM 642.992	06.06 - 12.09	2987	D	135 kW	884	36
SPRINTER 5-t Kasten (B906) 518 CDI (906.653, 906.655, 906.657)	OM 642.993	06.06 - 12.09	2987	D	135 kW	884	36
SPRINTER 5-t Kasten (B906) 518 CDI 4x4 (906.653, 906.655, 906.657)	OM 642.896	06.06 - 12.09	2987	D	135 kW	884	36










			<b>ccm</b>		<b>kw</b>		<b>1</b>	<b>POS</b>
SPRINTER 5-t Pritsche/Fahrgestell (B906) 518 CDI (906.153, 906.155, 906.253, 906.255)	OM 642.992	06.06 - 12.09	2987	D	135 kW	884	36	
SPRINTER 5-t Pritsche/Fahrgestell (B906) 518 CDI (906.153, 906.155, 906.253, 906.255)	OM 642.993	06.06 - 12.09	2987	D	135 kW	884	36	
SPRINTER 5-t Pritsche/Fahrgestell (B906) 518 CDI 4x4 (906.153, 906.155, 906.253, 906.255)	OM 642.896	06.06 - 12.09	2987	D	135 kW	884	36	
SPRINTER 5-t Pritsche/Fahrgestell (B906) 518 CDI 4x4 (906.153, 906.155, 906.253, 906.255)	OM 642.986	06.06 - 12.09	2987	D	135 kW	883	31	
SPRINTER 5-t Pritsche/Fahrgestell (B906) 518 CDI 4x4 (906.153, 906.155, 906.253, 906.255)	OM 642.992	06.06 - 12.09	2987	D	135 kW	884	36	
SPRINTER 5-t Pritsche/Fahrgestell (B906) 518 CDI 4x4 (906.153, 906.155, 906.253, 906.255)	OM 642.993	06.06 - 12.09	2987	D	135 kW	884	36	
SPRINTER 5-t Pritsche/Fahrgestell (B906) 519 CDI / BlueTEC (906.153, 906.155, 906.253, 906.255)	OM 642.896	03.09	2987	D	140 kW	884	36	
SPRINTER 5-t Pritsche/Fahrgestell (B906) 519 CDI / BlueTEC (906.153, 906.155, 906.253, 906.255)	OM 642.898	03.09	2987	D	140 kW	884	36	
SPRINTER 5-t Pritsche/Fahrgestell (B906) 519 CDI / BlueTEC (906.153, 906.155, 906.253, 906.255)	OM 642.986	03.09	2987	D	140 kW	883	31	
SPRINTER 5-t Pritsche/Fahrgestell (B906) 519 CDI / BlueTEC (906.153, 906.155, 906.253, 906.255)	OM 642.992	03.09	2987	D	140 kW	884	36	
SPRINTER 5-t Pritsche/Fahrgestell (B906) 519 CDI / BlueTEC 4x4 (906.153, 906.155, 906.253, ...)	OM 642.896	03.09	2987	D	140 kW	884	36	
SPRINTER 5-t Pritsche/Fahrgestell (B906) 519 CDI / BlueTEC 4x4 (906.153, 906.155, 906.253, ...)	OM 642.898	03.09	2987	D	140 kW	884	36	
SPRINTER 5-t Pritsche/Fahrgestell (B906) 519 CDI / BlueTEC 4x4 (906.153, 906.155, 906.253, ...)	OM 642.986	03.09	2987	D	140 kW	883	31	
SPRINTER 5-t Pritsche/Fahrgestell (B906) 519 CDI / BlueTEC 4x4 (906.153, 906.155, 906.253, ...)	OM 642.992	03.09	2987	D	140 kW	884	36	
SPRINTER 5-t Pritsche/Fahrgestell (B906) 524 (906.153, 906.155, 906.253, 906.255)	M 272.979	06.06 - 12.13	3498	B	190 kW	904	134	
SPRINTER 5-t Pritsche/Fahrgestell (B907) 511 CDI (907.153, 907.155, 907.253, 907.255)	OM 651.958	02.18	2143	D	84 kW	885	42	
SPRINTER 5-t Pritsche/Fahrgestell (B907) 514 CDI (907.153, 907.155, 907.253, 907.255)	OM 651.958	02.18	2143	D	105 kW	885	42	
SPRINTER 5-t Pritsche/Fahrgestell (B907) 515 CDI RWD (907.153, 907.155, 907.253, 907.255)	OM 654.920	10.21	1950	D	110 kW	883	28	
SPRINTER 5-t Pritsche/Fahrgestell (B907) 516 CDI (907.153, 907.155, 907.253, 907.255)	OM 651.958	02.18	2143	D	120 kW	885	42	
SPRINTER 5-t Pritsche/Fahrgestell (B907) 516 CDI Allrad (907.153, 907.155, 907.253, 907.255)	OM 651.958	01.19	2143	D	120 kW	885	42	
SPRINTER 5-t Pritsche/Fahrgestell (B907) 517 CDI RWD (907.153, 907.155, 907.253, 907.255)	OM 654.920	01.22	1950	D	125 kW	883	28	
SPRINTER 5-t Pritsche/Fahrgestell (B907) 519 CDI (907.153, 907.155, 907.253, 907.255)	OM 642.899	02.18	2987	D	140 kW	884	36	
SPRINTER 5-t Pritsche/Fahrgestell (B907) 519 CDI Allrad (907.153, 907.155, 907.253, 907.255)	OM 642.899	01.19	2987	D	140 kW	884	36	
SPRINTER 5-t Pritsche/Fahrgestell (B907) 519 CDI Allrad (907.153, 907.155, 907.253, 907.255)	OM 654.920	10.21	1950	D	140 kW	883	28	
SPRINTER 5-t Pritsche/Fahrgestell (B907) 519 CDI RWD (907.153, 907.155, 907.253, 907.255)	OM 654.920	10.21	1950	D	140 kW	883	28	
SPRINTER 5-t Tourer Bus (B907) 516 CDI (907.855, 907.857)	OM 651.958	09.19	2143	D	120 kW	885	42	
SPRINTER CLASSIC 3,5-t Kasten (B909) 311 CDI (909.632, 909.633)	OM 646.701	09.13	2148	D	80 kW	893	83	
SPRINTER CLASSIC 3,5-t Kasten (B909) 313 CDI (909.632, 909.633)	OM 646.701	01.17	2148	D	100 kW	893	83	
SPRINTER CLASSIC 4,6-t Bus (B909) 411 CDI (909.843)	OM 646.701	09.13	2148	D	80 kW	893	83	
SPRINTER CLASSIC 4,6-t Kasten (B909) 413 CDI (909.643)	OM 646.701	01.17	2148	D	100 kW	893	83	
T-CLASS Großraumlimousine (W420) T 160 CDI (420.823)	OM 608.915 (K9K)	05.22	1461	D	70 kW	880	9	
T-CLASS Großraumlimousine (W420) T 180 CDI (420.833)	OM 608.915 (K9K)	05.22	1461	D	85 kW	880	9	
T1 Bus (602) 308 D 2.3	OM 601.940	06.89 - 02.96	2299	D	60 kW	896	97	
T1 Bus (602) 308 D 2.3	OM 601.940	05.90 - 02.96	2299	D	58 kW	896	97	
T1 Bus (602) 310 D 2.9	OM 602.940	06.89 - 02.96	2874	D	70 kW	897	99	
T1 Bus (602) 310 D 2.9	OM 602.940	06.90 - 02.96	2874	D	72 kW	897	99	
T1 Bus (B601) 207 D 2.4 (601.371, 601.372, 601.376, 601.377)	OM 616.917	05.77 - 12.82	2399	D	48 kW	901	119	
T1 Bus (B601) 207 D 2.4 (601.371, 601.372, 601.376, 601.377)	OM 616.934	05.77 - 12.82	2404	D	48 kW	902	124	
T1 Bus (B601) 207 D 2.4 (601.371, 601.376, 601.377)	OM 616.937	07.82 - 01.90	2399	D	53 kW	901	119	
T1 Bus (B601) 207 D 2.4 (601.371, 601.376, 601.377)	OM 616.939	07.82 - 01.90	2399	D	53 kW	901	119	
T1 Bus (B601) 208 2.3	M 115.955	05.77 - 12.82	2307	B	63 kW	904	137	
T1 Bus (B601) 208 2.3	M 115.972	05.77 - 12.82	2307	B	63 kW	904	137	
T1 Bus (B601) 208 D 2.3 (601.371, 601.372, 601.376, 601.377)	OM 601.940	10.88 - 02.96	2299	D	58 kW	896	97	
T1 Bus (B601) 208 D 2.3	OM 601.940	10.88 - 02.96	2299	D	60 kW	896	97	
T1 Bus (B601) 209 D 2.9	OM 617.913	12.82 - 01.90	2998	D	65 kW	901	122	
T1 Bus (B601) 210 2.3	M 102.942	07.82 - 01.90	2299	B	70 kW	904	139	
T1 Bus (B601) 210 2.3	M 102.945	05.89 - 02.96	2299	B	77 kW	905	140	
T1 Bus (B601) 210 D 2.8	OM 602.940	11.88 - 02.96	2874	D	70 kW	897	99	
T1 Bus (B601) 210 D 2.8	OM 602.940	11.88 - 02.96	2874	D	72 kW	897	99	
T1 Kasten (601, 611) 207 D 2.4	OM 616.937	06.82 - 01.90	2399	D	53 kW	901	119	
T1 Kasten (601, 611) 207 D 2.4	OM 616.939	06.82 - 01.90	2399	D	53 kW	901	119	
T1 Kasten (601, 611) 208 D 2.3	OM 601.940	11.88 - 02.96	2299	D	58 kW	896	97	
T1 Kasten (601, 611) 208 D 2.3	OM 601.940	10.88 - 02.96	2299	D	60 kW	896	97	
T1 Kasten (601, 611) 209 D 2.9	OM 617.913	12.82 - 01.90	2998	D	65 kW	901	122	
T1 Kasten (601, 611) 210 2.3	M 102.942	07.82 - 02.96	2299	B	70 kW	904	139	
T1 Kasten (601, 611) 210 2.3	M 102.945	05.89 - 02.96	2299	B	77 kW	905	140	
T1 Kasten (601, 611) 210 2.3	M 102.946	07.82 - 02.96	2299	B	70 kW	905	140	
T1 Kasten (601, 611) 210 2.3	M 115.955	05.77 - 12.82	2307	B	63 kW	904	137	
T1 Kasten (601, 611) 210 D 2.8	OM 602.940	10.88 - 02.96	2874	D	70 kW	897	99	





# MERCEDES-BENZ

T1 Kasten (601, 611) 210 D 2.8	OM 602.940	10.88 - 02.96	2874	D	72 kW	897	99
T1 Kasten (601, 611) 407 D 2.4 (611.367, 611.368)	OM 616.937	04.81 - 07.82	2399	D	53 kW	901	119
T1 Kasten (B602) 307 D 2.4	OM 616.937	10.82 - 01.90	2399	D	53 kW	901	119
T1 Kasten (B602) 307 D 2.4	OM 616.939	10.82 - 01.90	2399	D	53 kW	901	119
T1 Kasten (B602) 308 D 2.3	OM 601.940	11.88 - 02.96	2299	D	58 kW	896	97
T1 Kasten (B602) 308 D 2.3	OM 601.940	06.89 - 02.96	2299	D	60 kW	896	97
T1 Kasten (B602) 309 D 3.0	OM 617.913	10.82 - 01.90	2998	D	65 kW	901	122
T1 Kasten (B602) 310 2.3	M 102.942	06.89 - 02.96	2299	B	70 kW	904	139
T1 Kasten (B602) 310 2.3	M 102.945	01.89 - 12.95	2299	B	77 kW	905	140
T1 Kasten (B602) 310 D 2.9	OM 602.940	06.89 - 02.96	2874	D	72 kW	897	99
T1 Kasten (B602) 310 D 2.9	OM 602.940	06.89 - 02.96	2874	D	70 kW	897	99
T1 Pritsche/Fahrgestell (601) 207 D 2.4	OM 616.917	04.77 - 12.82	2399	D	48 kW	901	119
T1 Pritsche/Fahrgestell (601) 207 D 2.4	OM 616.937	12.77 - 10.89	2399	D	53 kW	901	119
T1 Pritsche/Fahrgestell (601) 208 D 2.3	OM 601.940	06.89 - 02.96	2299	D	60 kW	896	97
T1 Pritsche/Fahrgestell (601) 208 D 2.3	OM 601.940	11.88 - 02.96	2299	D	58 kW	896	97
T1 Pritsche/Fahrgestell (601) 209 D 2.9	OM 617.913	12.82 - 01.90	2998	D	65 kW	901	122
T1 Pritsche/Fahrgestell (601) 210 2.3	M 102.942	04.77 - 10.89	2299	B	70 kW	904	139
T1 Pritsche/Fahrgestell (601) 210 2.3	M 115.955	04.77 - 10.89	2307	B	63 kW	904	137
T1 Pritsche/Fahrgestell (601) 210 D 2.8	OM 602.940	11.88 - 02.96	2874	D	72 kW	897	99
T1 Pritsche/Fahrgestell (601) 210 D 2.9	OM 602.940	11.88 - 02.96	2874	D	70 kW	897	99
T1 Pritsche/Fahrgestell (B602) 307 D 2.4	OM 616.937	04.77 - 01.83	2399	D	48 kW	901	119
T1 Pritsche/Fahrgestell (B602) 307 D 2.4	OM 616.937	06.82 - 01.90	2399	D	53 kW	901	119
T1 Pritsche/Fahrgestell (B602) 307 D 2.4	OM 616.939	06.82 - 01.90	2399	D	53 kW	901	119
T1 Pritsche/Fahrgestell (B602) 308 D 2.3	OM 601.940	06.89 - 02.96	2299	D	58 kW	896	97
T1 Pritsche/Fahrgestell (B602) 308 D 2.3	OM 601.940	06.89 - 02.96	2299	D	60 kW	896	97
T1 Pritsche/Fahrgestell (B602) 309 D 3.0	OM 617.913	10.82 - 01.90	2998	D	65 kW	901	122
T1 Pritsche/Fahrgestell (B602) 310 2.3	M 102.942	01.82 - 12.94	2299	B	70 kW	904	139
T1 Pritsche/Fahrgestell (B602) 310 D 2.9	OM 602.940	06.89 - 02.96	2874	D	70 kW	897	99
T1 Pritsche/Fahrgestell (B602) 310 D 2.9	OM 602.940	06.89 - 02.96	2874	D	72 kW	897	99
T1/TN Kasten 407 D (611.367, 611.368)	OM 616.913	07.81 - 01.89	2404	D	53 kW	902	124
T1/TN Kasten 407 D (611.367, 611.368)	OM 616.939	07.81 - 01.89	2399	D	53 kW	901	119
T1/TN Kasten 408 D (611.367, 611.368)	OM 601.940	11.88 - 06.95	2299	D	58 kW	896	97
T1/TN Kasten 408 D (611.367, 611.368)	OM 601.940	11.88 - 06.95	2299	D	60 kW	896	97
T1/TN Kasten 409 D (611.467, 611.468)	OM 617.913	04.82 - 01.89	2998	D	65 kW	901	122
T1/TN Kasten 410 (611.067, 611.068)	M 102.942	08.82 - 06.95	2299	B	70 kW	904	139
T1/TN Kasten 410 (611.067, 611.068)	M 102.945	08.82 - 06.95	2299	B	77 kW	905	140
T1/TN Kasten 410 D (611.467, 611.468)	OM 602.940	11.88 - 06.95	2874	D	70 kW	897	99
T1/TN Kasten 410 D (611.467, 611.468)	OM 602.940	11.88 - 06.95	2874	D	72 kW	897	99
T1/TN Pritsche/Fahrgestell 407 D (611.317, 611.318)	OM 616.913	07.81 - 01.89	2404	D	53 kW	902	124
T1/TN Pritsche/Fahrgestell 407 D (611.317, 611.318)	OM 616.939	07.81 - 01.89	2399	D	53 kW	901	119
T1/TN Pritsche/Fahrgestell 408 D (611.317, 611.318)	OM 601.940	11.88 - 06.95	2299	D	58 kW	896	97
T1/TN Pritsche/Fahrgestell 408 D (611.317, 611.318)	OM 601.940	11.88 - 06.95	2299	D	60 kW	896	97
T1/TN Pritsche/Fahrgestell 409 D (611.417, 611.418)	OM 617.913	04.82 - 01.89	2998	D	65 kW	901	122
T1/TN Pritsche/Fahrgestell 410 (611.017, 611.018)	M 102.942	08.82 - 06.95	2299	B	70 kW	904	139
T1/TN Pritsche/Fahrgestell 410 (611.017, 611.018)	M 102.945	08.82 - 06.95	2299	B	77 kW	905	140
T1/TN Pritsche/Fahrgestell 410 D (611.417, 611.418)	OM 602.940	11.88 - 06.95	2874	D	70 kW	897	99
T1/TN Pritsche/Fahrgestell 410 D (611.417, 611.418)	OM 602.940	11.88 - 06.95	2874	D	72 kW	897	99
T2/L Kasten L 405 D	OM 615.910	01.72 - 12.80	2197	D	44 kW	891	69
T2/L Kasten L 406 DG (309.111, 309.112, 309.113, 309.114, 309.115,...)	OM 615.910	01.68 - 12.74	2197	D	44 kW	891	69
T2/L Kasten L 407 D (309.111, 309.112, 309.113, 309.114, 309.115,...)	OM 616.910	01.75 - 12.88	2404	D	48 kW	902	124
T2/L Kasten L 407 D (309.111, 309.112, 309.113, 309.114, 309.115,...)	OM 616.910	01.75 - 12.88	2404	D	53 kW	902	124
T2/L Kasten L 408 DG (309.311, 309.312, 309.313, 309.314, 309.315,...)	OM 314.948	01.70 - 12.74	3784	D	63 kW	908	152
T2/L Kasten L 408 G (309.012, 309.013, 309.014, 309.015, 309.016,...)	M 115.921	08.72 - 12.74	2197	B	63 kW	887	53
T2/L Kasten L 408 G (309.012, 309.013, 309.014, 309.015, 309.016,...)	M 115.928	08.72 - 12.74	2197	B	55 kW	887	53
T2/L Kasten L 408 G (309.012, 309.013, 309.014, 309.015, 309.016,...)	M 115.II	01.68 - 12.72	1990	B	55 kW	887	53
T2/L Kasten L 408 G (309.012, 309.013, 309.014, 309.015, 309.016,...)	M 115.I	01.68 - 12.72	1990	B	63 kW	887	53
T2/L Kasten L 409 (309.011, 309.012, 309.013, 309.014, 309.015,...)	M 115.952	01.75 - 08.82	2307	B	66 kW	904	137
T2/L Kasten L 410 (309.011, 309.012, 309.013, 309.014, 309.015,...)	M 102.943	08.82 - 12.88	2299	B	70 kW	904	139
T2/L Kasten L 508 DG (309.411, 309.412, 309.413, 309.414, 309.415,...)	OM 314.946	01.70 - 12.88	3784	D	63 kW	908	152
T2/L Kasten L 508 DG (309.411, 309.412, 309.413, 309.414, 309.415,...)	OM 314.948	01.70 - 12.88	3784	D	63 kW	908	152
T2/L Kasten L 608 D (310.311, 310.312, 310.313, 310.314, 310.315,...)	OM 314.948	01.70 - 12.88	3784	D	63 kW	908	152
T2/L Kasten L 608 D (310.311, 310.312, 310.313, 310.314, 310.315,...)	OM 314.967	01.70 - 12.88	3784	D	63 kW	910	160

			<b>ccm</b>		<b>kw</b>		<b>1</b>	<b>POS</b>
T2/L Kasten L 613 D (310.510, 313.424, 313.427, 313.429)	OM 353.963	04.77 - 12.88	5675	D	96 kW	914	172	
T2/L Kasten L 613 D (310.510, 313.424, 313.427, 313.429)	OM 353.966	04.77 - 12.88	5675	D	96 kW	914	172	
T2/L Kipper L 608 D (310.340, 310.341, 310.342, 310.344, 310.345,...)	OM 314.946	02.84 - 12.88	3784	D	63 kW	908	152	
T2/L Kipper L 608 D (310.340, 310.341, 310.342, 310.344, 310.345,...)	OM 314.948	02.84 - 12.88	3784	D	63 kW	908	152	
T2/L Kipper L 608 D (310.340, 310.341, 310.342, 310.344, 310.345,...)	OM 314.961	02.84 - 12.88	3784	D	63 kW	910	160	
T2/L Kipper L 608 D (310.340, 310.341, 310.342, 310.344, 310.345,...)	OM 314.963	02.84 - 12.88	3784	D	63 kW	910	160	
T2/L Kipper LK 408 G (309.040, 309.041)	M 115.921	01.68 - 12.74	2197	B	63 kW	887	53	
T2/L Kipper LK 408 G, LK 409 (309.040, 309.041, 309.044)	M 115.952	01.75 - 08.82	2307	B	66 kW	904	137	
T2/L Kipper LK 408 G, LK 409 (309.041, 309.044)	M 102.943	08.82 - 09.83	2299	B	70 kW	904	139	
T2/L Kipper LKO 508 DG (309.440, 309.441, 309.442, 309.444, 309.445)	OM 314.946	09.72 - 06.88	3784	D	63 kW	908	152	
T2/L Kipper LKO 508 DG (309.440, 309.441, 309.442, 309.444, 309.445)	OM 314.948	09.72 - 06.88	3784	D	63 kW	908	152	
T2/L Kipper LKO 508 DG (309.440, 309.441, 309.442, 309.444, 309.445)	OM 314.959	09.72 - 06.88	3784	D	63 kW	910	160	
T2/L Kipper LKO 508 DG (309.440, 309.441, 309.442, 309.444, 309.445)	OM 314.961	09.72 - 06.88	3784	D	63 kW	910	160	
T2/L Kipper LKO 508 DG (309.440, 309.441, 309.442, 309.444, 309.445)	OM 314.962	09.72 - 06.88	3784	D	63 kW	910	160	
T2/L Kipper LKO 508 DG (309.440, 309.441, 309.442, 309.444, 309.445)	OM 314.963	09.72 - 06.88	3784	D	63 kW	910	160	
T2/L Kommunalfahrzeug LF 408 G (309.050, 309.051, 309.052, 309.053, 309.054,...)	M 115.927	08.72 - 12.74	2197	B	63 kW	887	53	
T2/L Kommunalfahrzeug LF 408 G (309.050, 309.051, 309.052, 309.053, 309.054,...)	M 115.929	08.72 - 12.74	2197	B	55 kW	887	53	
T2/L Kommunalfahrzeug LF 409 G (309.050, 309.051, 309.052, 309.053, 309.054,...)	M 115.952	01.75 - 08.82	2307	B	66 kW	904	137	
T2/L Kommunalfahrzeug LF 409 G (309.050, 309.051, 309.052, 309.053, 309.054,...)	M 115.970	01.75 - 08.82	2307	B	66 kW	904	137	
T2/L Kommunalfahrzeug LF 409 G (309.050, 309.051, 309.052, 309.053, 309.054,...)	M 115.971	01.75 - 08.82	2307	B	66 kW	904	137	
T2/L Kommunalfahrzeug LKO 508 DG (309.430, 309.431, 309.432, 309.433, 309.435)	OM 314.946	06.72 - 02.77	3784	D	63 kW	908	152	
T2/L Kommunalfahrzeug LKO 508 DG (309.430, 309.431, 309.432, 309.433, 309.435)	OM 314.948	06.72 - 02.77	3784	D	63 kW	908	152	
T2/L Pritsche/Fahrgestell L 405 D	OM 615.910	01.72 - 12.80	2197	D	44 kW	891	69	
T2/L Pritsche/Fahrgestell L 406 DG (309.100, 309.101, 309.102, 309.103)	OM 615.910	01.68 - 12.74	2197	D	44 kW	891	69	
T2/L Pritsche/Fahrgestell L 407 D (309.100, 309.101, 309.102, 309.103)	OM 616.910	01.75 - 12.88	2404	D	48 kW	902	124	
T2/L Pritsche/Fahrgestell L 407 D (309.100, 309.101, 309.102, 309.103)	OM 616.910	01.75 - 12.88	2404	D	53 kW	902	124	
T2/L Pritsche/Fahrgestell L 407 D (309.100, 309.101, 309.102, 309.103)	OM 616.917	01.75 - 12.88	2399	D	48 kW	901	119	
T2/L Pritsche/Fahrgestell L 408 DG (309.300, 309.301, 309.302, 309.303)	OM 314.948	01.70 - 12.74	3784	D	63 kW	908	152	
T2/L Pritsche/Fahrgestell L 408 G (309.000, 309.001, 309.002, 309.003, 309.011)	M 115.928	08.72 - 12.74	2197	B	55 kW	887	53	
T2/L Pritsche/Fahrgestell L 408 G (309.000, 309.001, 309.002, 309.003, 309.011,...)	M 115.921	08.72 - 12.74	2197	B	63 kW	887	53	
T2/L Pritsche/Fahrgestell L 409 (309.000, 309.001, 309.002, 309.003)	M 115.952	01.75 - 08.82	2307	B	66 kW	904	137	
T2/L Pritsche/Fahrgestell L 410 (309.000, 309.002)	M 102.943	08.82 - 12.88	2299	B	70 kW	904	139	
T2/L Pritsche/Fahrgestell L 508 DG (309.400, 309.401, 309.402, 309.403, 309.404,...)	OM 314.946	01.70 - 12.88	3784	D	63 kW	908	152	
T2/L Pritsche/Fahrgestell L 508 DG (309.400, 309.401, 309.402, 309.403, 309.404,...)	OM 314.948	01.70 - 12.88	3784	D	63 kW	908	152	
T2/L Pritsche/Fahrgestell L 608 D (310.300, 310.301, 310.302, 310.303, 310.304,...)	OM 314.948	01.70 - 12.88	3784	D	63 kW	908	152	
T2/L Pritsche/Fahrgestell L 608 D (310.300, 310.301, 310.302, 310.303, 310.304,...)	OM 314.967	01.70 - 12.88	3784	D	63 kW	910	160	
T2/L Pritsche/Fahrgestell L 613 D (313.402, 313.404)	OM 353.963	04.77 - 12.88	5675	D	96 kW	914	172	
T2/L Pritsche/Fahrgestell L 613 D (313.402, 313.404)	OM 353.966	04.77 - 12.88	5675	D	96 kW	914	172	
T2/LN1 Bus O 609 D (672.072, 672.073)	OM 364.913	07.87 - 12.92	3972	D	66 kW	926	208	
T2/LN1 Bus O 611 D (672.372, 672.373)	OM 364.952	07.87 - 12.92	3972	D	85 kW	927	212	
T2/LN1 Bus O 611 D (672.372, 672.373)	OM 364.954	07.87 - 12.92	3972	D	85 kW	927	212	
T2/LN1 Bus O 614 D (672.375, 672.376)	OM 364.980	07.87 - 12.92	3972	D	100 kW	927	214	
T2/LN1 Bus O 614 D (672.375, 672.376)	OM 364.981	07.87 - 12.92	3972	D	100 kW	927	212	
T2/LN1 Kasten 507 D (667.361, 667.362)	OM 616.914	04.86 - 04.89	2404	D	53 kW	902	124	
T2/LN1 Kasten 508 D (667.361, 667.362)	OM 601.941	03.89 - 12.94	2299	D	58 kW	896	97	
T2/LN1 Kasten 510 (667.061, 667.062)	M 102.946	04.86 - 12.94	2299	B	70 kW	905	140	
T2/LN1 Kasten 510 (667.061, 667.062)	M 102.946	04.86 - 12.94	2299	B	77 kW	905	140	
T2/LN1 Kasten 609 D (668.061, 668.062, 668.063)	OM 354.902	06.94 - 12.94	3972	D	77 kW	923	199	
T2/LN1 Kasten 609 D (668.061, 668.062, 668.063)	OM 364.906	04.86 - 12.94	3972	D	66 kW	926	208	
T2/LN1 Kasten 609 D (668.061, 668.062, 668.063)	OM 364.919	04.86 - 12.94	3972	D	63 kW	927	211	
T2/LN1 Kasten 611 D (668.061, 668.062, 668.063)	OM 354.901	06.94 - 12.94	3972	D	77 kW	923	199	
T2/LN1 Kasten 709 D (669.061, 669.062, 669.063)	OM 364.906	04.86 - 12.94	3972	D	66 kW	926	208	
T2/LN1 Kasten 709 D (669.061, 669.062, 669.063)	OM 364.912	04.86 - 12.94	3972	D	66 kW	926	208	
T2/LN1 Kasten 709 D (669.061, 669.062, 669.063)	OM 364.921	04.86 - 12.94	3972	D	63 kW	927	211	
T2/LN1 Kasten 711 D (669.361, 669.362, 669.363)	OM 354.902	04.86 - 12.94	3972	D	77 kW	923	199	
T2/LN1 Kasten 711 D (669.361, 669.362, 669.363)	OM 354.903	04.86 - 12.94	3972	D	77 kW	923	199	
T2/LN1 Kasten 711 D (669.361, 669.362, 669.363)	OM 364.950	04.86 - 12.94	3972	D	85 kW	927	212	
T2/LN1 Kasten 711 D (669.361, 669.362, 669.363)	OM 364.952	04.86 - 12.94	3972	D	85 kW	927	212	
T2/LN1 Kasten 711 D (669.361, 669.362, 669.363)	OM 364.957	04.86 - 12.94	3972	D	77 kW	927	211	
T2/LN1 Kasten 714 D (669.361, 669.362, 669.363)	OM 354.923	06.94 - 12.94	3972	D	103 kW	923	199	
T2/LN1 Kasten 809 D (670.061, 670.062, 670.063)	OM 364.906	04.86 - 12.94	3972	D	66 kW	926	208	
T2/LN1 Kasten 809 D (670.061, 670.062, 670.063)	OM 364.911	04.86 - 12.94	3972	D	66 kW	926	208	








# MERCEDES-BENZ

T2/LN1 Kasten 809 D (670.061, 670.062, 670.063)	OM 364.920	04.86 - 12.94	3972	D	63 kW	927	211
T2/LN1 Kasten 809 D (670.061, 670.062, 670.063)	OM 364.921	04.86 - 12.94	3972	D	63 kW	927	211
T2/LN1 Kasten 811 D (670.362, 670.363)	OM 354.901	04.86 - 12.94	3972	D	77 kW	923	199
T2/LN1 Kasten 811 D (670.362, 670.363)	OM 354.903	04.86 - 12.94	3972	D	77 kW	923	199
T2/LN1 Kasten 811 D (670.362, 670.363)	OM 364.950	04.86 - 12.94	3972	D	85 kW	927	212
T2/LN1 Kasten 811 D (670.362, 670.363)	OM 364.952	04.86 - 12.94	3972	D	85 kW	927	212
T2/LN1 Kasten 811 D (670.362, 670.363)	OM 364.958	04.86 - 12.94	3972	D	77 kW	927	211
T2/LN1 Kasten 814 D (670.364, 670.365, 670.366)	OM 354.924	11.87 - 12.94	3972	D	103 kW	923	199
T2/LN1 Kasten 814 D (670.364, 670.365, 670.366)	OM 364.981	11.87 - 12.94	3972	D	100 kW	927	212
T2/LN1 Kasten 814 D (670.364, 670.365, 670.366)	OM 364.986	11.87 - 12.94	3972	D	100 kW	927	211
T2/LN1 Kasten 814 DA 4x4 (670.464, 670.465)	OM 364.984	11.87 - 12.94	3972	D	100 kW	927	211
T2/LN1 Kasten 814 DA 4x4 (670.464, 670.465)	OM 364.987	11.87 - 12.94	3972	D	100 kW	927	211
T2/LN1 Kipper 507 DK (667.341, 667.342)	OM 616.914	04.86 - 04.89	2404	D	53 kW	902	124
T2/LN1 Kipper 508 D (667.301, 667.302, 667.341, 667.342)	OM 601.941	03.89 - 12.94	2299	D	58 kW	896	97
T2/LN1 Kipper 609 DK (668.041, 668.042)	OM 364.906	04.86 - 12.94	3972	D	66 kW	926	208
T2/LN1 Kipper 609 DK (668.041, 668.042)	OM 364.919	04.86 - 12.94	3972	D	63 kW	927	211
T2/LN1 Kipper 611 DK (668.041, 668.042)	OM 354.901	06.94 - 12.94	3972	D	77 kW	923	199
T2/LN1 Kipper 709 DK (669.041, 669.042)	OM 364.906	04.86 - 12.94	3972	D	66 kW	926	208
T2/LN1 Kipper 709 DK (669.041, 669.042)	OM 364.921	04.86 - 12.94	3972	D	63 kW	927	211
T2/LN1 Kipper 809 DK (670.041, 670.042)	OM 364.906	04.86 - 12.94	3972	D	66 kW	926	208
T2/LN1 Kipper 809 DK (670.041, 670.042)	OM 364.911	04.86 - 12.94	3972	D	66 kW	926	208
T2/LN1 Kipper 809 DK (670.041, 670.042)	OM 364.920	04.86 - 12.94	3972	D	63 kW	927	211
T2/LN1 Kipper 809 DK (670.041, 670.042)	OM 364.921	04.86 - 12.94	3972	D	63 kW	927	211
T2/LN1 Kipper 811 DK (670.341, 670.342)	OM 364.950	04.86 - 12.94	3972	D	85 kW	927	212
T2/LN1 Kipper 811 DK (670.341, 670.342)	OM 364.952	04.86 - 12.94	3972	D	85 kW	927	212
T2/LN1 Pritsche/Fahrgestell 507 D (667.301, 667.302, 667.341, 667.342)	OM 616.914	04.86 - 04.89	2404	D	53 kW	902	124
T2/LN1 Pritsche/Fahrgestell 510 (667.001, 667.002)	M 102.946	04.86 - 12.94	2299	B	70 kW	905	140
T2/LN1 Pritsche/Fahrgestell 510 (667.001, 667.002)	M 102.946	04.86 - 12.94	2299	B	77 kW	905	140
T2/LN1 Pritsche/Fahrgestell 609 D (668.001, 668.002, 668.003)	OM 354.902	06.94 - 12.94	3972	D	77 kW	923	199
T2/LN1 Pritsche/Fahrgestell 609 D (668.001, 668.002, 668.003)	OM 364.906	04.86 - 12.94	3972	D	66 kW	926	208
T2/LN1 Pritsche/Fahrgestell 609 D (668.001, 668.002, 668.003)	OM 364.919	04.86 - 12.94	3972	D	63 kW	927	211
T2/LN1 Pritsche/Fahrgestell 611 D (668.001, 668.002, 668.003)	OM 354.902	06.94 - 12.94	3972	D	77 kW	923	199
T2/LN1 Pritsche/Fahrgestell 709 D (669.000, 669.001, 669.002, 669.003, 669.041)	OM 364.906	04.86 - 12.94	3972	D	66 kW	926	208
T2/LN1 Pritsche/Fahrgestell 709 D (669.000, 669.001, 669.002, 669.003, 669.041)	OM 364.912	04.86 - 12.94	3972	D	66 kW	926	208
T2/LN1 Pritsche/Fahrgestell 709 D (669.001, 669.002, 669.003, 669.041, 669.000)	OM 364.921	04.86 - 12.94	3972	D	63 kW	927	211
T2/LN1 Pritsche/Fahrgestell 711 D (669.301, 669.302, 669.303)	OM 354.902	04.86 - 12.94	3972	D	77 kW	923	199
T2/LN1 Pritsche/Fahrgestell 711 D (669.301, 669.302, 669.303)	OM 354.903	04.86 - 12.94	3972	D	77 kW	923	199
T2/LN1 Pritsche/Fahrgestell 711 D (669.301, 669.302, 669.303)	OM 364.950	04.86 - 12.94	3972	D	85 kW	927	212
T2/LN1 Pritsche/Fahrgestell 711 D (669.301, 669.302, 669.303)	OM 364.952	04.86 - 12.94	3972	D	85 kW	927	212
T2/LN1 Pritsche/Fahrgestell 711 D (669.301, 669.302, 669.303)	OM 364.957	04.86 - 12.94	3972	D	77 kW	927	211
T2/LN1 Pritsche/Fahrgestell 714 D (669.301, 669.302, 669.303)	OM 354.923	06.94 - 12.94	3972	D	103 kW	923	199
T2/LN1 Pritsche/Fahrgestell 809 D (670.001, 670.002, 670.003)	OM 364.906	04.86 - 12.94	3972	D	66 kW	926	208
T2/LN1 Pritsche/Fahrgestell 809 D (670.001, 670.002, 670.003)	OM 364.911	04.86 - 12.94	3972	D	66 kW	926	208
T2/LN1 Pritsche/Fahrgestell 809 D (670.001, 670.002, 670.003)	OM 364.920	04.86 - 12.94	3972	D	63 kW	927	211
T2/LN1 Pritsche/Fahrgestell 809 D (670.001, 670.002, 670.003)	OM 364.921	04.86 - 12.94	3972	D	63 kW	927	211
T2/LN1 Pritsche/Fahrgestell 811 D (670.302, 670.303)	OM 364.950	04.86 - 12.94	3972	D	85 kW	927	212
T2/LN1 Pritsche/Fahrgestell 811 D (670.302, 670.303)	OM 364.952	04.86 - 12.94	3972	D	85 kW	927	212
T2/LN1 Pritsche/Fahrgestell 811 D (670.303)	OM 354.901	04.86 - 12.94	3972	D	77 kW	923	199
T2/LN1 Pritsche/Fahrgestell 811 D (670.303)	OM 354.903	04.86 - 12.94	3972	D	77 kW	923	199
T2/LN1 Pritsche/Fahrgestell 811 D (670.303)	OM 364.958	04.86 - 12.94	3972	D	77 kW	927	211
T2/LN1 Pritsche/Fahrgestell 814 D (670.312, 670.313)	OM 354.924	11.87 - 12.94	3972	D	103 kW	923	199
T2/LN1 Pritsche/Fahrgestell 814 D (670.312, 670.313)	OM 364.981	11.87 - 12.94	3972	D	100 kW	927	212
T2/LN1 Pritsche/Fahrgestell 814 D (670.312, 670.313)	OM 364.986	11.87 - 12.94	3972	D	100 kW	927	211
T2/LN1 Pritsche/Fahrgestell 814 DA 4x4 (670.411, 670.412)	OM 354.925	11.87 - 12.94	3972	D	100 kW	923	199
T2/LN1 Pritsche/Fahrgestell 814 DA 4x4 (670.411, 670.412)	OM 364.984	11.87 - 12.94	3972	D	100 kW	927	211
T2/LN1 Pritsche/Fahrgestell 814 DA 4x4 (670.411, 670.412)	OM 364.984	11.87 - 12.94	3972	D	100 kW	927	211
T2/LN1 Pritsche/Fahrgestell 814 DA 4x4 (670.411, 670.412)	OM 364.987	11.87 - 12.94	3972	D	100 kW	927	211
T2/LN1 Pritsche/Fahrgestell 814 DA 4x4 (670.411, 670.412)	OM 364.987	11.87 - 12.94	3972	D	100 kW	927	211
T2/LN1 Triebkopf 809 DT (670.199)	OM 364.911	04.86 - 12.94	3972	D	66 kW	926	208
T2/LN1 Triebkopf 809 DT (670.199)	OM 364.911	04.86 - 12.94	3972	D	63 kW	926	208
V-CLASS (638/2) V 200 (638.214, 638.294)	M 111.948	02.97 - 07.03	1998	B	95 kW	900	114
V-CLASS (638/2) V 200 (638.214, 638.294)	M 111.950	02.97 - 07.03	1998	B	95 kW	900	114

# MERCEDES-BENZ















			<b>ccm</b>		<b>kW</b>		<b>1 POS</b>
V-CLASS (638/2) V 200 CDI (638.294)	OM 611.980	03.99 - 07.03	2148	D	75 kW	892	77
V-CLASS (638/2) V 220 CDI (638.294)	OM 611.980	03.99 - 07.03	2148	D	90 kW	892	77
V-CLASS (638/2) V 230 (638.234, 638.294)	M 111.978	10.96 - 07.03	2295	B	105 kW	901	118
V-CLASS (638/2) V 230 (638.234, 638.294)	M 111.980	10.96 - 07.03	2295	B	105 kW	901	118
V-CLASS (638/2) V 230 TD (638.274)	OM 601.970	09.96 - 07.03	2299	D	72 kW	896	98
V-CLASS (638/2) V 280 (638.244, 638.294)	M 104.900	08.97 - 07.03	2792	B	128 kW	881	17
V-CLASS (W447) V 200 CDI / d (447.811, 447.813, 447.815)	OM 651.950	03.14	2143	D	100 kW	885	41
V-CLASS (W447) V 200 CDI / d 4-matic (447.811, 447.813, 447.815)	OM 651.950	04.15	2143	D	100 kW	885	41
V-CLASS (W447) V 220 CDI / d (447.811, 447.813, 447.815)	OM 651.950	03.14	2143	D	120 kW	885	41
V-CLASS (W447) V 220 CDI / d (447.811, 447.813, 447.815)	OM 654.920	03.19	1950	D	120 kW	883	28
V-CLASS (W447) V 220 CDI / d 4-matic (447.811, 447.813)	OM 654.920	03.19	1950	D	120 kW	883	28
V-CLASS (W447) V 220 CDI / d 4-matic (447.811, 447.813, 447.815)	OM 651.950	03.15	2143	D	120 kW	885	41
V-CLASS (W447) V 250 (447.813, 447.815)	M 274.920	03.14	1991	B	155 kW	884	34
V-CLASS (W447) V 250 BlueTEC / d (447.811, 447.813, 447.815)	OM 651.950	03.14	2143	D	140 kW	885	41
V-CLASS (W447) V 250 BlueTEC / d 4-matic (447.811, 447.813, 447.815)	OM 651.950	12.14	2143	D	140 kW	885	41
V-CLASS (W447) V 250 CDI / d (447.811, 447.813, 447.815)	OM 654.920	03.19	1950	D	140 kW	883	28
V-CLASS (W447) V 250 CDI / d 4-matic (447.811, 447.813)	OM 654.920	03.19	1950	D	140 kW	883	28
V-CLASS (W447) V 300 CDI / d (447.811, 447.813, 447.815)	OM 654.920	03.19 - 12.20	1950	D	176 kW	883	28
V-CLASS (W447) V 300 CDI / d (447.811, 447.813, 447.815)	OM 654.920	01.21	1950	D	174 kW	883	28
V-CLASS (W447) V 300 CDI / d 4-matic (447.811, 447.813)	OM 654.920	03.19 - 12.20	1950	D	176 kW	883	28
V-CLASS (W447) V 300 CDI / d 4-matic (447.811, 447.813)	OM 654.920	01.21	1950	D	174 kW	883	28
V-CLASS Kasten (638/2) V 200 (638294)	OM 611.980	03.99 - 07.03	2148	D	75 kW	892	77
V-CLASS Kasten (638/2) V 220 (638294)	OM 611.980	02.99 - 07.03	2148	D	90 kW	892	77
V-CLASS Kasten (638/2) V 230 (638234, 638294)	M 111.978	08.96 - 07.03	2295	B	105 kW	901	118
V-CLASS Kasten (638/2) V 230 (638234, 638294)	M 111.980	08.96 - 07.03	2295	B	105 kW	901	118
V-CLASS Kasten (638/2) V 230 (638274)	OM 601.970	08.96 - 02.99	2299	D	72 kW	896	98
V-CLASS Kasten (638/2) V 280 (638244)	M 104.900	07.97 - 07.03	2792	B	128 kW	881	17
VANEO (414) 1.6 (414.700)	M 166.961	02.02 - 07.05	1598	B	75 kW	880	11
VANEO (414) 1.6 (414.700)	M 166.961	02.02 - 07.05	1598	B	60 kW	880	11
VANEO (414) 1.7 CDI (414.700)	OM 668.914	02.02 - 07.05	1689	D	55 kW	880	14
VANEO (414) 1.7 CDI (414.700)	OM 668.914	02.02 - 07.05	1689	D	67 kW	880	14
VANEO (414) 1.9 (414.700)	M 166.991	02.02 - 07.05	1898	B	92 kW	886	45
VARIO Bus (B670) O 810 (670.373, 670.374)	OM 904.904	09.96 - 12.10	4249	D	75 kW	932	231
VARIO Bus (B670) O 812 (670.373, 670.674)	OM 602.984	09.96 - 12.10	2874	D	90 kW	897	102
VARIO Bus (B670) O 812 (670.373, 670.674)	OM 602.985	09.96 - 12.10	2874	D	90 kW	897	102
VARIO Bus (B670) O 813 (670.373, 670.374)	OM 900.917	01.06 - 12.13	4249	D	95 kW	932	231
VARIO Bus (B670) O 814 (670.373, 670.374)	OM 904.908	09.96 - 12.10	4249	D	100 kW	932	231
VARIO Bus (B670) O 815 (670.373, 670.374)	OM 904.923	09.96 - 12.10	4249	D	112 kW	932	231
VARIO Bus (B670) O 815 (670.373, 670.374)	OM 904.936	08.96 - 12.10	4249	D	110 kW	934	239
VARIO Bus (B670) O 816 D (670.373, 670.374)	OM 900.918	01.06 - 12.13	4249	D	115 kW	932	231
VARIO Bus (B670) O 818 D (670.373, 670.374)	OM 900.919	09.06	4249	D	130 kW	932	231
VARIO Kasten (B667, B670, B668) 512 D (667.351, 667.352, 667.353)	OM 602.984	09.96 - 12.10	2874	D	90 kW	897	102
VARIO Kasten (B667, B670, B668) 612 D (668.351, 668.352, 668.353)	OM 602.984	09.96 - 12.10	2874	D	90 kW	897	102
VARIO Kasten (B667, B670, B668) 612 D (668.351, 668.352, 668.353)	OM 602.985	09.96 - 12.10	2874	D	90 kW	897	102
VARIO Kasten (B667, B670, B668) 613 D, 614 D (668.351, 668.352, 668.353)	OM 900.917	09.96 - 12.13	4249	D	95 kW	932	231
VARIO Kasten (B667, B670, B668) 613 D, 614 D (668.351, 668.352, 668.353)	OM 904.908	09.96 - 12.13	4249	D	95 kW	932	231
VARIO Kasten (B667, B670, B668) 613 D, 614 D (668.351, 668.352, 668.353)	OM 904.908	09.96 - 12.11	4249	D	100 kW	932	231
VARIO Kasten (B667, B670, B668) 615 D, 616 D (668.351, 668.352, 668.353)	OM 900.918	09.98 - 12.13	4249	D	115 kW	932	231
VARIO Kasten (B667, B670, B668) 615 D, 616 D (668.351, 668.352, 668.353)	OM 904.923	09.98 - 12.13	4249	D	115 kW	932	231
VARIO Kasten (B667, B670, B668) 615 D, 616 D (668.351, 668.352, 668.353)	OM 904.923	09.98 - 12.10	4249	D	112 kW	932	231
VARIO Kasten (B667, B670, B668) 618 D	OM 900.919	09.06 - 12.13	4249	D	130 kW	932	231
VARIO Kasten (B667, B670, B668) 618 D	OM 904.964	09.06 - 12.13	4249	D	130 kW	934	239
VARIO Kasten (B667, B670, B668) 812 D (670.351, 670.352, 670.353)	OM 602.984	09.96 - 12.10	2874	D	90 kW	897	102
VARIO Kasten (B667, B670, B668) 812 D (670.351, 670.352, 670.353)	OM 602.985	09.96 - 12.10	2874	D	90 kW	897	102
VARIO Kasten (B667, B670, B668) 813 D, 814 D (670.351, 670.352, 670.353)	OM 900.917	09.96 - 12.13	4249	D	95 kW	932	231
VARIO Kasten (B667, B670, B668) 813 D, 814 D (670.351, 670.352, 670.353)	OM 904.908	09.96 - 12.13	4249	D	95 kW	932	231
VARIO Kasten (B667, B670, B668) 813 D, 814 D (670.351, 670.352, 670.353)	OM 904.908	09.96 - 12.13	4249	D	100 kW	932	231
VARIO Kasten (B667, B670, B668) 813 DA, 814 DA 4x4 (669.599, 670.451, 670.452, 670.453)	OM 904.908	09.96 - 12.13	4249	D	95 kW	932	231
VARIO Kasten (B667, B670, B668) 813 DA, 814 DA 4x4 (669.599, 670.451, 670.452, 670.453)	OM 904.908	09.96 - 12.13	4249	D	100 kW	932	231
VARIO Kasten (B667, B670, B668) 815 D, 816 D (670.351, 670.352, 670.353)	OM 900.918	09.96 - 12.13	4249	D	115 kW	932	231
VARIO Kasten (B667, B670, B668) 815 D, 816 D (670.351, 670.352, 670.353)	OM 904.923	09.96 - 12.10	4249	D	112 kW	932	231
VARIO Kasten (B667, B670, B668) 815 D, 816 D (670.351, 670.352, 670.353)	OM 904.923	09.96 - 12.13	4249	D	115 kW	932	231












# MERCEDES-BENZ

							
VARIO Kasten (B667, B670, B668) 815 DA, 816 DA 4x4 (669.599, 670.451, 670.452, 670.453)	OM 904.923	09.96 - 12.10	4249	D	112 kW	932	231
VARIO Kasten (B667, B670, B668) 815 DA, 816 DA 4x4 (669.599, 670.451, 670.452, 670.453)	OM 904.923	09.96 - 12.13	4249	D	115 kW	932	231
VARIO Kasten (B667, B670, B668) 818 D (670.351, 670.352, 670.353)	OM 900.919	09.06 - 12.13	4249	D	130 kW	932	231
VARIO Kasten (B667, B670, B668) 818 D (670.351, 670.352, 670.353)	OM 904.964	09.06 - 12.13	4249	D	130 kW	934	239
VARIO Kipper 612 D (668.331, 668.332)	OM 602.984	09.96 - 12.10	2874	D	90 kW	897	102
VARIO Kipper 612 D (668.331, 668.332)	OM 602.985	09.96 - 12.10	2874	D	90 kW	897	102
VARIO Kipper 613 D, 614 D (668.331, 668.332)	OM 900.917	09.96 - 12.13	4249	D	95 kW	932	231
VARIO Kipper 613 D, 614 D (668.331, 668.332)	OM 904.908	09.96 - 12.13	4249	D	95 kW	932	231
VARIO Kipper 613 D, 614 D (668.331, 668.332)	OM 904.908	09.96 - 11.12	4249	D	100 kW	932	231
VARIO Kipper 615 D, 616 D (668.331, 668.332)	OM 900.918	09.98	4249	D	115 kW	932	231
VARIO Kipper 615 D, 616 D (668.331, 668.332)	OM 904.923	09.98	4249	D	112 kW	932	231
VARIO Kipper 615 D, 616 D (668.331, 668.332)	OM 904.923	09.98	4249	D	115 kW	932	231
VARIO Kipper 618 D	OM 900.919	09.06	4249	D	130 kW	932	231
VARIO Kipper 618 D	OM 904.964	09.06	4249	D	130 kW	934	239
VARIO Kipper 812 D (670.331, 670.332)	OM 602.984	09.96 - 12.10	2874	D	90 kW	897	102
VARIO Kipper 812 D (670.331, 670.332)	OM 602.985	09.96 - 12.10	2874	D	90 kW	897	102
VARIO Kipper 813 D, 814 D (670.331, 670.332)	OM 900.917	09.96 - 12.13	4249	D	95 kW	932	231
VARIO Kipper 813 D, 814 D (670.331, 670.332)	OM 904.908	09.96 - 12.13	4249	D	95 kW	932	231
VARIO Kipper 813 D, 814 D (670.331, 670.332)	OM 904.908	09.96 - 12.13	4249	D	100 kW	932	231
VARIO Kipper 813 DA, 814 DA 4x4 (670.431, 670.432)	OM 904.908	09.96 - 12.13	4249	D	95 kW	932	231
VARIO Kipper 813 DA, 814 DA 4x4 (670.431, 670.432)	OM 904.908	09.96 - 12.13	4249	D	100 kW	932	231
VARIO Kipper 815 D, 816 D (670.331, 670.332)	OM 900.918	09.96 - 12.13	4249	D	115 kW	932	231
VARIO Kipper 815 D, 816 D (670.331, 670.332)	OM 904.923	09.96	4249	D	112 kW	932	231
VARIO Kipper 815 D, 816 D (670.331, 670.332)	OM 904.923	09.96 - 12.13	4249	D	115 kW	932	231
VARIO Kipper 815 DA, 816 DA 4x4 (670.431, 670.432)	OM 904.923	09.96 - 12.10	4249	D	112 kW	932	231
VARIO Kipper 815 DA, 816 DA 4x4 (670.431, 670.432)	OM 904.923	09.96 - 12.13	4249	D	115 kW	932	231
VARIO Kipper 818 D (670.321, 670.322)	OM 900.919	09.06	4249	D	130 kW	932	231
VARIO Kipper 818 D (670.321, 670.322)	OM 904.964	09.06	4249	D	130 kW	934	239
VARIO Kipper 818 DA 4x4	OM 904.964	09.06	4249	D	130 kW	934	239
VARIO Pritsche/Fahrgestell (B670, B668, B667) 512 D (667.321, 667.322, 667.323)	OM 602.984	09.96 - 12.10	2874	D	90 kW	897	102
VARIO Pritsche/Fahrgestell (B670, B668, B667) 612 D (668.321, 668.322, 668.323)	OM 602.984	09.96 - 12.10	2874	D	90 kW	897	102
VARIO Pritsche/Fahrgestell (B670, B668, B667) 612 D (668.321, 668.322, 668.323)	OM 602.985	09.96 - 12.10	2874	D	90 kW	897	102
VARIO Pritsche/Fahrgestell (B670, B668, B667) 613 D, 614 D (668.321, 668.322, 668.323)	OM 904.908	09.96	4249	D	95 kW	932	231
VARIO Pritsche/Fahrgestell (B670, B668, B667) 613 D, 614 D (668.321, 668.322, 668.323)	OM 904.908	09.96 - 12.11	4249	D	100 kW	932	231
VARIO Pritsche/Fahrgestell (B670, B668, B667) 613 D, 614 D (668.321, 668.322, 668.323)	OM 904.917	09.96	4249	D	95 kW	932	231
VARIO Pritsche/Fahrgestell (B670, B668, B667) 615 D, 616 D (668.321, 668.322, 668.323)	OM 900.918	09.98	4249	D	115 kW	932	231
VARIO Pritsche/Fahrgestell (B670, B668, B667) 615 D, 616 D (668.321, 668.322, 668.323)	OM 904.923	09.98	4249	D	112 kW	932	231
VARIO Pritsche/Fahrgestell (B670, B668, B667) 615 D, 616 D (668.321, 668.322, 668.323)	OM 904.923	09.98	4249	D	115 kW	932	231
VARIO Pritsche/Fahrgestell (B670, B668, B667) 618 D (668.321, 668.322, 668.323)	OM 900.919	09.06	4249	D	130 kW	932	231
VARIO Pritsche/Fahrgestell (B670, B668, B667) 618 D (668.321, 668.322, 668.323)	OM 904.964	09.06	4249	D	130 kW	934	239
VARIO Pritsche/Fahrgestell (B670, B668, B667) 812 D (670.321, 670.322, 670.323, 670.324)	OM 602.984	09.96 - 12.10	2874	D	90 kW	897	102
VARIO Pritsche/Fahrgestell (B670, B668, B667) 812 D (670.321, 670.322, 670.323, 670.324)	OM 602.985	09.96 - 12.10	2874	D	90 kW	897	102
VARIO Pritsche/Fahrgestell (B670, B668, B667) 813 D, 814 D (670.321, 670.322, 670.323, 670.324)	OM 900.917	09.96 - 12.13	4249	D	95 kW	932	231
VARIO Pritsche/Fahrgestell (B670, B668, B667) 813 D, 814 D (670.321, 670.322, 670.323, 670.324)	OM 904.908	09.96 - 12.13	4249	D	95 kW	932	231
VARIO Pritsche/Fahrgestell (B670, B668, B667) 813 D, 814 D (670.321, 670.322, 670.323, 670.324)	OM 904.908	09.96 - 12.13	4249	D	100 kW	932	231
VARIO Pritsche/Fahrgestell (B670, B668, B667) 813 DA, 814 DA 4x4 (670.421, 670.422, 670.423)	OM 904.908	09.96 - 12.13	4249	D	95 kW	932	231
VARIO Pritsche/Fahrgestell (B670, B668, B667) 813 DA, 814 DA 4x4 (670.421, 670.422, 670.423)	OM 904.908	09.96 - 12.13	4249	D	100 kW	932	231
VARIO Pritsche/Fahrgestell (B670, B668, B667) 815 D (670.324, 670.323, 670.322, 670.321)	OM 904.936	09.96 - 12.13	4249	D	110 kW	934	239
VARIO Pritsche/Fahrgestell (B670, B668, B667) 815 D, 816 D (670.321, 670.322, 670.323, 670.324)	OM 900.918	09.96 - 12.13	4249	D	115 kW	932	231
VARIO Pritsche/Fahrgestell (B670, B668, B667) 815 D, 816 D (670.321, 670.322, 670.323, 670.324)	OM 904.923	09.96 - 12.10	4249	D	112 kW	932	231
VARIO Pritsche/Fahrgestell (B670, B668, B667) 815 D, 816 D (670.321, 670.322, 670.323, 670.324)	OM 904.923	09.96 - 12.13	4249	D	115 kW	932	231
VARIO Pritsche/Fahrgestell (B670, B668, B667) 815 DA, 816 DA 4x4 (670.421, 670.422, 670.423)	OM 904.923	09.96 - 12.10	4249	D	112 kW	932	231
VARIO Pritsche/Fahrgestell (B670, B668, B667) 815 DA, 816 DA 4x4 (670.421, 670.422, 670.423)	OM 904.923	09.96 - 12.13	4249	D	115 kW	932	231
VARIO Pritsche/Fahrgestell (B670, B668, B667) 818 D (670.321, 670.322, 670.323, 670.324)	OM 900.919	09.06	4249	D	130 kW	932	231
VARIO Pritsche/Fahrgestell (B670, B668, B667) 818 D (670.321, 670.322, 670.323, 670.324)	OM 904.964	09.06	4249	D	130 kW	934	239
VARIO Pritsche/Fahrgestell (B670, B668, B667) 818 DA 4x4	OM 904.964	09.06	4249	D	130 kW	934	239
VARIO Triebkopf 613 D, 614 D (669.599, 669.899)	OM 900.917	01.06 - 12.13	4249	D	95 kW	932	231
VARIO Triebkopf 615 D, 616 D (669.599, 669.899)	OM 900.918	01.06 - 12.13	4249	D	115 kW	932	231

			<b>ccm</b>		<b>kw</b>		<b>1 POS</b>
VARIO Triebkopf 618 D (669.599, 669.899)	OM 900.919	09.06 - 12.13	4249	D	130 kW	932	231
VARIO Triebkopf 810 DT (670.398)	OM 904.904	09.96 - 06.06	4249	D	75 kW	932	231
VARIO Triebkopf 812 DT (670.398)	OM 904.961	09.96 - 06.06	4249	D	90 kW	934	239
VARIO Triebkopf 814 DT (670.398)	OM 904.908	09.96 - 06.06	4249	D	100 kW	932	231
VARIO Triebkopf 816 DT (670.398)	OM 904.923	09.96 - 06.06	4249	D	112 kW	932	231
VIANO (W639) 3.2 (639.711, 639.811, 639.813)	M 112.951	09.03	3199	B	140 kW	900	115
VIANO (W639) 3.2 (639.713, 639.813, 639.815)	M 112.951	09.03	3199	B	160 kW	900	115
VIANO (W639) 3.5 (639.811, 639.813, 639.815)	M 272.978	09.07	3498	B	190 kW	903	131
VIANO (W639) 3.7 (639.811, 639.813, 639.815)	M 112.976	06.04 - 07.07	3724	B	165 kW	907	151
VIANO (W639) 3.7 (639.815)	M 112.976	06.04	3724	B	170 kW	907	151
VIANO (W639) CDI 2.0 (639.711, 639.713, 639.811, 639.813, 639.815)	OM 646.982	09.03	2148	D	80 kW	893	84
VIANO (W639) CDI 2.0 (639.711, 639.713, 639.811, 639.813, 639.815)	OM 646.982	08.05	2148	D	85 kW	893	84
VIANO (W639) CDI 2.0 4-matic (639.711, 639.713, 639.811, 639.813,...	OM 646.982	03.06	2148	D	85 kW	893	84
VIANO (W639) CDI 2.0 4-matic (639.713)	OM 646.982	07.05	2148	D	80 kW	893	84
VIANO (W639) CDI 2.2 (639.711, 639.713)	OM 651.940	09.10	2143	D	70 kW	885	40
VIANO (W639) CDI 2.2 (639.711, 639.713, 639.811, 639.813, 639.815)	OM 646.980	09.03	2148	D	110 kW	893	84
VIANO (W639) CDI 2.2 (639.711, 639.713, 639.811, 639.813, 639.815)	OM 646.982	09.03	2148	D	110 kW	893	84
VIANO (W639) CDI 2.2 (639.811, 639.813, 639.815)	OM 651.940	01.14	2143	D	110 kW	885	40
VIANO (W639) CDI 2.2 (639.811, 639.813, 639.815, 639.711, 639.713)	OM 651.940	07.10	2143	D	100 kW	885	40
VIANO (W639) CDI 2.2 (639.811, 639.813, 639.815, 639.711, 639.713)	OM 651.940	07.10	2143	D	120 kW	885	40
VIANO (W639) CDI 2.2 4-matic (639.711, 639.713, 639.811, 639.813,...	OM 646.982	05.05	2148	D	110 kW	893	84
VIANO (W639) CDI 2.2 4-matic (639.811, 639.813, 639.815, 639.711,...	OM 651.940	07.10	2143	D	100 kW	885	40
VIANO (W639) CDI 2.2 4-matic (639.811, 639.813, 639.815, 639.711,...	OM 651.940	07.10	2143	D	120 kW	885	40
VIANO (W639) CDI 3.0 (639.811, 639.813, 639.815)	OM 642.890	07.10	2987	D	165 kW	884	36
VIANO (W639) CDI 3.0 (639.811, 639.813, 639.815)	OM 642.990	07.10	2987	D	165 kW	884	36
VIANO (W639) CDI 3.0 (639.811, 639.813, 639.815)	OM 642.990	07.05	2987	D	150 kW	884	36
VITO / MIXTO Kasten (W639) 109 CDI (639.601, 639.603, 639.605)	OM 646.980	08.06	2148	D	70 kW	893	84
VITO / MIXTO Kasten (W639) 109 CDI (639.601, 639.603, 639.605)	OM 646.981	08.06	2148	D	70 kW	893	84
VITO / MIXTO Kasten (W639) 109 CDI (639.601, 639.603, 639.605)	OM 646.983	09.03	2148	D	65 kW	893	84
VITO / MIXTO Kasten (W639) 110 CDI (639.601, 639.603, 639.605)	OM 651.940	09.10	2143	D	70 kW	885	40
VITO / MIXTO Kasten (W639) 111 CDI (639.601, 639.603)	OM 646.980	09.07	2148	D	85 kW	893	84
VITO / MIXTO Kasten (W639) 111 CDI (639.601, 639.603)	OM 646.982	09.07	2148	D	85 kW	893	84
VITO / MIXTO Kasten (W639) 111 CDI (639.601, 639.603, 639.605)	OM 646.982	09.03	2148	D	80 kW	893	84
VITO / MIXTO Kasten (W639) 111 CDI (639.601, 639.603, 639.605)	OM 651.940	05.12 - 02.15	2143	D	85 kW	885	40
VITO / MIXTO Kasten (W639) 111 CDI 4x4 (639.601, 639.603, 639.605)	OM 646.982	09.07	2148	D	80 kW	893	84
VITO / MIXTO Kasten (W639) 113 CDI (639.601, 639.603, 639.605)	OM 651.940	09.10	2143	D	100 kW	885	40
VITO / MIXTO Kasten (W639) 113 CDI 4x4 (639.601, 639.603, 639.605)	OM 651.940	09.10	2143	D	100 kW	885	40
VITO / MIXTO Kasten (W639) 115 CDI (639.601, 639.603, 639.605)	OM 646.980	09.03	2148	D	110 kW	893	84
VITO / MIXTO Kasten (W639) 115 CDI (639.601, 639.603, 639.605)	OM 646.982	09.03	2148	D	110 kW	893	84
VITO / MIXTO Kasten (W639) 115 CDI (639.605, 639.601, 639.603)	OM 651.940	05.12 - 02.15	2143	D	110 kW	885	40
VITO / MIXTO Kasten (W639) 115 CDI 4x4 (639.601, 639.603, 639.605)	OM 646.982	07.06	2148	D	110 kW	893	84
VITO / MIXTO Kasten (W639) 116 CDI (639.601, 639.603, 639.605)	OM 651.940	09.10	2143	D	120 kW	885	40
VITO / MIXTO Kasten (W639) 116 CDI 4x4 (639.601, 639.603, 639.605)	OM 651.940	09.10	2143	D	120 kW	885	40
VITO / MIXTO Kasten (W639) 119 (639.601, 639.603, 639.605)	M 112.951	09.03	3199	B	140 kW	900	115
VITO / MIXTO Kasten (W639) 120 CDI (639.601, 639.603, 639.605)	OM 642.990	07.06	2987	D	150 kW	884	36
VITO / MIXTO Kasten (W639) 122 (639.601, 639.603, 639.605)	M 112.951	09.03	3199	B	160 kW	900	115
VITO / MIXTO Kasten (W639) 122 CDI (639.601, 639.603, 639.605)	OM 642.890	09.10	2987	D	165 kW	884	36
VITO / MIXTO Kasten (W639) 123 (639.601)	M 112.976	06.04 - 07.08	3724	B	170 kW	907	151
VITO / MIXTO Kasten (W639) 123 (639.601, 639.603, 639.605)	M 112.976	06.04 - 07.08	3724	B	165 kW	907	151
VITO / MIXTO Kasten (W639) 126 (639.601, 639.603, 639.605)	M 272.978	09.07	3498	B	190 kW	903	131
VITO Bus (W638) 108 CDI 2.2 (638.194)	OM 611A (60 kW CDI)	03.99 - 07.03	2148	D	60 kW	892	79
VITO Bus (W638) 108 D 2.3 (638.164)	OM 601.942	02.96 - 07.03	2299	D	58 kW	896	97
VITO Bus (W638) 110 CDI 2.2 (638.194)	OM 611LA (75 kW CDI)	03.99 - 07.03	2148	D	75 kW	892	79
VITO Bus (W638) 110 TD 2.3 (638.174)	OM 601.970	02.96 - 07.03	2299	D	72 kW	896	98
VITO Bus (W638) 112 CDI 2.2 (638.194)	OM 611.980	07.98 - 07.03	2148	D	90 kW	892	77
VITO Bus (W638) 113 2.0 (638.114, 638.194)	M 111.948	02.96 - 07.03	1998	B	95 kW	900	114
VITO Bus (W638) 113 2.0 (638.114, 638.194)	M 111.950	02.96 - 07.03	1998	B	95 kW	900	114
VITO Bus (W638) 114 2.3 (638.134, 638.194)	M 111.978	12.96 - 07.03	2295	B	105 kW	901	118
VITO Bus (W638) 114 2.3 (638.134, 638.194)	M 111.980	12.96 - 07.03	2295	B	105 kW	901	118
VITO Bus (W639) 109 CDI (639.701)	OM 646.983	09.03	2148	D	65 kW	893	84
VITO Bus (W639) 109 CDI (639.701, 639.703)	OM 646.980	09.06	2148	D	70 kW	893	84
VITO Bus (W639) 109 CDI 4x4 (639.701)	OM 646.981	09.07 - 08.14	2148	D	70 kW	893	84








# MERCEDES-BENZ

						
VITO Bus (W639) 110 CDI (639.701, 639.703, 639.705)	OM 651.940	09.10 - 08.14	D	70 kW	885	40
VITO Bus (W639) 111 CDI (639.701, 639.703, 639.705)	OM 646.980	09.07	D	85 kW	893	84
VITO Bus (W639) 111 CDI (639.701, 639.703, 639.705)	OM 646.982	09.03	D	80 kW	893	84
VITO Bus (W639) 111 CDI 4x4 (639.701, 639.703, 639.705)	OM 646.982	09.07 - 08.14	D	80 kW	893	84
VITO Bus (W639) 113 CDI (639.701, 639.703, 639.705)	OM 651.940	09.10	D	100 kW	885	40
VITO Bus (W639) 113 CDI 4x4 (639.701, 639.703, 639.705)	OM 651.940	09.10 - 08.14	D	100 kW	885	40
VITO Bus (W639) 115 CDI (639.701, 639.703, 639.705)	OM 646.980	09.03	D	110 kW	893	84
VITO Bus (W639) 115 CDI (639.701, 639.703, 639.705)	OM 646.982	09.03	D	110 kW	893	84
VITO Bus (W639) 115 CDI (639.701, 639.703, 639.705)	OM 651.940	05.12 - 02.15	D	110 kW	885	40
VITO Bus (W639) 115 CDI 4x4 (639.701, 639.705)	OM 646.982	09.07 - 08.14	D	110 kW	893	84
VITO Bus (W639) 116 CDI (639.701, 639.703, 639.705)	OM 651.940	09.10	D	120 kW	885	40
VITO Bus (W639) 116 CDI 4x4 (639.701, 639.703, 639.705)	OM 651.940	09.10 - 08.14	D	120 kW	885	40
VITO Bus (W639) 119 (639.701, 639.703, 639.705)	M 112.951	09.03	B	140 kW	900	115
VITO Bus (W639) 120 CDI (639.701, 639.703, 639.705)	OM 642.990	07.06	D	150 kW	884	36
VITO Bus (W639) 122 (639.701, 639.703, 639.705)	M 112.951	09.03	B	160 kW	900	115
VITO Bus (W639) 122 CDI (639.701, 639.703, 639.705)	OM 642.890	09.10	D	165 kW	884	36
VITO Bus (W639) 123 (639.701)	M 112.976	06.04 - 07.08	B	170 kW	907	151
VITO Bus (W639) 123 (639.701, 639.703, 639.705)	M 112.976	06.04 - 07.08	B	165 kW	907	151
VITO Bus (W639) 126 (639.701, 639.703, 639.705)	M 272.978	09.07	B	190 kW	903	131
VITO Kasten (W447) 109 CDI (447.601, 447.603, 447.605)	OM 622.951	10.14	D	65 kW	880	13
VITO Kasten (W447) 110 CDI (447.601, 447.603, 447.605)	OM 622.851	09.19	D	75 kW	880	12
VITO Kasten (W447) 110 CDI (447.601, 447.603, 447.605)	OM 654.920	10.21	D	75 kW	883	28
VITO Kasten (W447) 111 CDI (447.601, 447.603, 447.605)	OM 622.951	10.14	D	84 kW	880	13
VITO Kasten (W447) 114 CDI (447.601, 447.603, 447.605)	OM 622.851	09.19	D	100 kW	880	12
VITO Kasten (W447) 114 CDI (447.601, 447.603, 447.605)	OM 651.950	10.14	D	100 kW	885	41
VITO Kasten (W447) 114 CDI (447.601, 447.603, 447.605)	OM 654.920	04.20	D	100 kW	883	28
VITO Kasten (W447) 114 CDI 4x4 (447.601, 447.603, 447.605)	OM 651.950	07.15	D	100 kW	885	41
VITO Kasten (W447) 114 CDI 4x4 (447.601, 447.603, 447.605)	OM 654.920	04.20	D	100 kW	883	28
VITO Kasten (W447) 116 CDI (447.601, 447.603, 447.605)	OM 651.950	10.14	D	120 kW	885	41
VITO Kasten (W447) 116 CDI (447.601, 447.603, 447.605)	OM 654.920	04.20	D	120 kW	883	28
VITO Kasten (W447) 116 CDI 4x4 (447.601, 447.603, 447.605)	OM 651.950	07.15	D	120 kW	885	41
VITO Kasten (W447) 116 CDI 4x4 (447.601, 447.603, 447.605)	OM 654.920	04.20	D	120 kW	883	28
VITO Kasten (W447) 119 CDI (447.601, 447.603, 447.605)	OM 654.920	04.20	D	140 kW	883	28
VITO Kasten (W447) 119 CDI / BlueTEC (447.601, 447.603, 447.605)	OM 651.950	10.14	D	140 kW	885	41
VITO Kasten (W447) 119 CDI / BlueTEC 4x4 (447.601, 447.603, 447.605)	OM 651.950	07.15	D	140 kW	885	41
VITO Kasten (W447) 119 CDI 4x4 (447.601, 447.603, 447.605)	OM 654.920	04.20	D	140 kW	883	28
VITO Kasten (W447) 2.0 (447.603, 447.605)	M 274.920	09.15	B	155 kW	884	34
VITO Kasten (W638) 108 CDI 2.2 (638.094)	OM 611A (60 KW CDI)	03.99 - 07.03	D	60 kW	892	79
VITO Kasten (W638) 108 D 2.3 (638.064, 638.068)	OM 601.942	03.97 - 07.03	D	58 kW	896	97
VITO Kasten (W638) 110 CDI 2.2 (638.094)	OM 611LA (75 KW CDI)	03.99 - 07.03	D	75 kW	892	79
VITO Kasten (W638) 110 D 2.3 (638.074, 638.078)	OM 601.970	03.97 - 07.03	D	72 kW	896	98
VITO Kasten (W638) 112 CDI 2.2 (638.094)	OM 611.980	03.99 - 07.03	D	90 kW	892	77
VITO Kasten (W638) 113 2.0 (638.014, 638.094)	M 111.948	03.97 - 07.03	B	95 kW	900	114
VITO Kasten (W638) 113 2.0 (638.014, 638.094)	M 111.950	03.97 - 07.03	B	95 kW	900	114
VITO Kasten (W638) 114 2.3 (638.034, 638.094)	M 111.978	03.97 - 07.03	B	105 kW	901	118
VITO Kasten (W638) 114 2.3 (638.034, 638.094)	M 111.980	03.97 - 07.03	B	105 kW	901	118
VITO Mixto (Double Cabin) (W447) 109 CDI (447.701, 447.703, 447.705)	OM 622.951	10.14	D	65 kW	880	13
VITO Mixto (Double Cabin) (W447) 110 CDI (447.701, 447.703, 447.705)	OM 622.851	09.19	D	75 kW	880	12
VITO Mixto (Double Cabin) (W447) 110 CDI (447.701, 447.703, 447.705)	OM 654.920	10.21	D	75 kW	883	28
VITO Mixto (Double Cabin) (W447) 111 CDI (447.701, 447.703, 447.705)	OM 622.951	10.14	D	84 kW	880	13
VITO Mixto (Double Cabin) (W447) 114 CDI (447.701, 447.703, 447.705)	OM 622.851	09.19	D	100 kW	880	12
VITO Mixto (Double Cabin) (W447) 114 CDI (447.701, 447.703, 447.705)	OM 651.950	10.14	D	100 kW	885	41
VITO Mixto (Double Cabin) (W447) 114 CDI (447.701, 447.703, 447.705)	OM 654.920	03.19	D	100 kW	883	28
VITO Mixto (Double Cabin) (W447) 114 CDI 4-matic (447.701, 447.703, 447.705)	OM 651.950	07.15	D	100 kW	885	41
VITO Mixto (Double Cabin) (W447) 114 CDI 4-matic (447.701, 447.703, 447.705)	OM 654.920	03.19	D	100 kW	883	28
VITO Mixto (Double Cabin) (W447) 116 CDI (447.701, 447.703, 447.705)	OM 651.950	10.14	D	120 kW	885	41
VITO Mixto (Double Cabin) (W447) 116 CDI (447.701, 447.703, 447.705)	OM 654.920	03.19	D	120 kW	883	28
VITO Mixto (Double Cabin) (W447) 116 CDI 4-matic (447.701, 447.703, 447.705)	OM 651.950	07.15	D	120 kW	885	41
VITO Mixto (Double Cabin) (W447) 116 CDI 4-matic (447.701, 447.703, 447.705)	OM 654.920	03.19	D	120 kW	883	28
VITO Mixto (Double Cabin) (W447) 119 BlueTEC (447.701, 447.703, 447.705)	OM 651.950	10.14	D	140 kW	885	41
VITO Mixto (Double Cabin) (W447) 119 BlueTEC 4-matic (447.701, 447.703, 447.705)	OM 651.950	12.14	D	140 kW	885	41
VITO Mixto (Double Cabin) (W447) 119 CDI (447.701, 447.703, 447.705)	OM 654.920	03.19	D	140 kW	883	28

# MERCEDES-BENZ



			<b>ccm</b>		<b>kW</b>		<b>1</b>	<b>POS</b>
VITO Mixto (Double Cabin) (W447) 119 CDI 4-matic (447.701, 447.703, 447.705)	OM 654.920	03.19	1950	D	140 kW	883	28	
VITO Mixto (Double Cabin) (W447) 124 CDI (447.701, 447.703, 447.705)	OM 654.920	04.20 - 12.20	1950	D	176 kW	883	28	
VITO Mixto (Double Cabin) (W447) 124 CDI (447.701, 447.703, 447.705)	OM 654.920	01.21	1950	D	174 kW	883	28	
VITO Mixto (Double Cabin) (W447) 124 CDI 4-matic (447.701, 447.703, 447.705)	OM 654.920	04.20 - 12.20	1950	D	176 kW	883	28	
VITO Mixto (Double Cabin) (W447) 124 CDI 4-matic (447.701, 447.703, 447.705)	OM 654.920	01.21	1950	D	174 kW	883	28	
VITO Tourer (W447) 109 CDI / 109 BlueTEC (447.701, 447.703, 447.705)	OM 622.951	10.14	1598	D	65 kW	880	13	
VITO Tourer (W447) 110 CDI (447.701, 447.703, 447.705)	OM 622.851	09.19	1749	D	75 kW	880	12	
VITO Tourer (W447) 111 CDI / 111 BlueTEC (447.701, 447.703, 447.705)	OM 622.951	10.14	1598	D	84 kW	880	13	
VITO Tourer (W447) 114 CDI (447.701, 447.703, 447.705)	OM 622.851	09.19	1749	D	100 kW	880	12	
VITO Tourer (W447) 114 CDI (447.701, 447.703, 447.705)	OM 654.920	03.19	1950	D	100 kW	883	28	
VITO Tourer (W447) 114 CDI / 114 BlueTEC (447.701, 447.703, 447.705)	OM 651.950	10.14	2143	D	100 kW	885	41	
VITO Tourer (W447) 114 CDI / 114 BlueTEC 4-matic (447.701, 447.703, ...)	OM 651.950	07.15	2143	D	100 kW	885	41	
VITO Tourer (W447) 114 CDI 4-matic (447.701, 447.703, 447.705)	OM 654.920	03.19	1950	D	100 kW	883	28	
VITO Tourer (W447) 116 CDI (447.701, 447.703, 447.705)	OM 654.920	03.19	1950	D	120 kW	883	28	
VITO Tourer (W447) 116 CDI / 116 BlueTEC (447.701, 447.703, 447.705)	OM 651.950	10.14	2143	D	120 kW	885	41	
VITO Tourer (W447) 116 CDI / 116 BlueTEC 4-matic (447.701, 447.703, ...)	OM 651.950	07.15	2143	D	120 kW	885	41	
VITO Tourer (W447) 116 CDI 4-matic (447.701, 447.703, 447.705)	OM 654.920	03.19	1950	D	120 kW	883	28	
VITO Tourer (W447) 119 CDI (447.701, 447.703, 447.705)	OM 654.920	03.19	1950	D	140 kW	883	28	
VITO Tourer (W447) 119 CDI / 119 BlueTEC (447.701, 447.703, 447.705)	OM 651.950	10.14	2143	D	140 kW	885	41	
VITO Tourer (W447) 119 CDI / 119 BlueTEC 4-matic (447.701, 447.703, ...)	OM 651.950	12.14	2143	D	140 kW	885	41	
VITO Tourer (W447) 119 CDI 4-matic (447.701, 447.703, 447.705)	OM 654.920	03.19	1950	D	140 kW	883	28	
VITO Tourer (W447) 119 Flex (447.703)	M 274.920	11.15	1991	B/E	135 kW	884	34	
VITO Tourer (W447) 124 CDI (447.701, 447.703, 447.705)	OM 654.920	04.20 - 12.20	1950	D	176 kW	883	28	
VITO Tourer (W447) 124 CDI (447.701, 447.703, 447.705)	OM 654.920	01.21	1950	D	174 kW	883	28	
VITO Tourer (W447) 124 CDI 4-matic (447.701, 447.703, 447.705)	OM 654.920	04.20 - 12.20	1950	D	176 kW	883	28	
VITO Tourer (W447) 124 CDI 4-matic (447.701, 447.703, 447.705)	OM 654.920	01.21	1950	D	174 kW	883	28	
VITO Tourer (W447) 2.0 (447.703, 447.705)	M 274.920	01.16	1991	B	155 kW	884	34	
X-CLASS (470) X 350 d 4-matic (470.252)	OM 642.889	07.18 - 05.20	2987	D	190 kW	883	31	
	ADE314N		3784		0 kW	907	150	





# MERCEDES-BENZ

ENGINE			ccm	kW			1 POS	ENGINE			ccm	kW			1 POS
ADE314N	97,000	4	3784	63 kW	D	907	150	M 104.996 (AMG 3.6)	91,000	6	3606	200 kW	B	902	123
ADE364N	97,500	4	3972	66 kW	D	922	198	M 104.996	89,900	6	3199	155 kW	B	900	112
ADE364T	97,500	4	3972	85 kW	D	922	198	M 108.920	82,000	6	2496	96 kW	B	881	19
M 102.910	89,000	4	1797	80 kW	B	895	91	M 108.924	82,000	6	2496	85 kW	B	881	19
M 102.919	89,000	4	1797	77 kW	B	895	91	M 110.921	86,000	6	2746	118 kW	B	886	47
M 102.920	89,000	4	1997	74 - 80 kW	B	895	92	M 110.922	86,000	6	2746	115 - 118 kW	B	886	47
M 102.921	89,000	4	1996	63 - 77 kW	B	895	93	M 110.923	86,000	6	2746	115 kW	B	886	47
M 102.922	89,000	4	1996	75 - 80 kW	B	895	94	M 110.924	86,000	6	2746	115 kW	B	886	48
M 102.924	89,000	4	1996	75 - 77 kW	B	895	94	M 110.926	86,000	6	2746	115 kW	B	886	48
M 102.938	89,000	4	1997	63 kW	B	896	95	M 110.931	86,000	6	2746	107 kW	B	886	47
M 102.939	89,000	4	1997	74 - 80 kW	B	895	92	M 110.932	86,000	6	2746	105 kW	B	886	47
M 102.942	95,500	4	2299	70 kW	B	904	139	M 110.981	86,000	6	2746	136 kW	B	886	47
M 102.943	95,500	4	2299	70 kW	B	904	139	M 110.982	86,000	6	2746	130 - 136 kW	B	886	47
M 102.945	95,500	4	2299	77 kW	B	905	140	M 110.983	86,000	6	2746	130 - 136 kW	B	886	47
M 102.946	95,500	4	2299	70 - 77 kW	B	905	140	M 110.984	86,000	6	2746	105 - 136 kW	B	886	47
M 102.958	95,500	4	2299	79 kW	B	905	140	M 110.985	86,000	6	2746	101 - 136 kW	B	886	47
M 102.959	95,500	4	2299	70 kW	B	904	139	M 110.986	86,000	6	2746	130 - 136 kW	B	886	47
M 102.961	89,000	4	1996	83 - 93 kW	B	895	92	M 110.987	86,000	6	2746	136 kW	B	886	48
M 102.962	89,000	4	1996	83 - 90 kW	B	895	91	M 110.988	86,000	6	2746	130 - 136 kW	B	886	48
M 102.963	89,000	4	1996	87 - 90 kW	B	895	91	M 110.989	86,000	6	2746	136 kW	B	886	48
M 102.964	89,000	4	1997	80 kW	B	895	91	M 110.990	86,000	6	2746	130 - 136 kW	B	886	48
M 102.965	89,000	4	1996	80 - 85 kW	B	895	91	M 110.991	86,000	6	2746	125 kW	B	886	47
M 102.979	95,500	4	2299	90 kW	B	905	140	M 110.992	86,000	6	2746	125 kW	B	886	47
M 102.980	95,500	4	2299	100 kW	B	904	139	M 110.994	86,000	6	2746	110 - 115 kW	B	886	48
M 102.981	95,500	4	2299	92 kW	B	904	139	M 111.920	85,300	4	1799	89 - 90 kW	B	886	46
M 102.982	95,500	4	2299	97 - 100 kW	B	905	140	M 111.921	85,300	4	1799	89 - 90 kW	B	886	46
M 102.983	95,500	4	2299	125 - 136 kW	B	905	141	M 111.940	89,900	4	1998	100 kW	B	900	112
M 102.985	95,500	4	2299	97 - 100 kW	B	905	142	M 111.941	89,900	4	1998	100 kW	B	900	112
M 102.987	95,500	4	2299	90 - 92 kW	B	905	140	M 111.942	89,900	4	1998	100 kW	B	900	114
M 102.989	95,500	4	2298	93 kW	B	905	140	M 111.943	89,900	4	1998	132 - 141 kW	B	900	114
M 102.990	95,500	4	2498	143 - 150 kW	B	905	143	M 111.944	89,900	4	1998	132 - 141 kW	B	900	114
M 102.991	95,500	4	2498	143 kW	B	905	143	M 111.945	89,900	4	1998	100 kW	B	900	114
M 102.992	95,500	4	2498	143 - 173 kW	B	905	143	M 111.946	89,900	4	1998	100 kW	B	900	114
M 102.996	95,500	4	2299	92 kW	B	905	140	M 111.947	89,900	4	1998	137 kW	B	900	114
M 102.997	95,500	4	2299	92 kW	B	905	140	M 111.948	89,900	4	1998	95 kW	B	900	114
M 102.998	95,500	4	2299	90 - 92 kW	B	904	139	M 111.950	89,900	4	1998	95 kW	B	900	114
M 103.940	82,900	6	2597	118 - 122 kW	B	883	30	M 111.951	89,900	4	1998	95 kW	B	900	114
M 103.941	82,900	6	2599	118 - 122 kW	B	883	30	M 111.952	89,900	4	1998	95 kW	B	900	114
M 103.942	82,900	6	2597	118 - 122 kW	B	883	30	M 111.955	89,900	4	1998	120 kW	B	900	114
M 103.943	82,900	6	2597	118 kW	B	883	30	M 111.956	89,900	4	1998	120 kW	B	900	114
M 103.980	88,500	6	2960	138 kW	B	894	88	M 111.957	89,900	4	1998	120 kW	B	900	114
M 103.981	88,500	6	2960	132 - 138 kW	B	894	88	M 111.958	89,900	4	1998	120 kW	B	900	114
M 103.982	88,500	6	2960	132 - 138 kW	B	894	88	M 111.960	89,900	4	2199	110 kW	B	900	112
M 103.983	88,500	6	2960	132 - 138 kW	B	894	88	M 111.961	89,900	4	2199	110 kW	B	900	112
M 103.984	88,500	6	2960	140 kW	B	894	88	M 111.970	90,900	4	2295	110 kW	B	901	118
M 103.985	88,500	6	2960	132 kW	B	894	88	M 111.973	90,900	4	2295	138 - 142 kW	B	901	118
M 103.987	88,500	6	2960	125 - 128 kW	B	894	88	M 111.974	90,900	4	2295	110 kW	B	901	118
M 104.900	81,000	6	2792	128 kW	B	881	17	M 111.975	90,900	4	2295	138 - 142 kW	B	901	118
M 104.941 (AMG 3.6)	91,000	6	3606	200 - 206 kW	B	902	123	M 111.977	90,900	4	2295	110 kW	B	901	118
M 104.941	89,900	6	2799	142 kW	B	900	112	M 111.978	90,900	4	2295	105 kW	B	901	118
M 104.942	89,900	6	2799	142 - 145 kW	B	900	112	M 111.979	90,900	4	2295	95 - 105 kW	B/G	901	118
M 104.943	89,900	6	2799	142 - 150 kW	B	900	112	M 111.980	90,900	4	2295	105 kW	B	901	118
M 104.944	89,900	6	2799	142 - 145 kW	B	900	112	M 111.981	90,900	4	2295	143 - 145 kW	B	901	118
M 104.945	89,900	6	2799	142 kW	B	900	112	M 111.982	90,900	4	2295	145 kW	B	901	118
M 104.980	88,500	6	2960	162 - 170 kW	B	894	89	M 111.983	90,900	4	2295	143 - 145 kW	B	901	118
M 104.981	88,500	6	2960	170 kW	B	894	89	M 111.984	90,900	4	2295	92 - 105 kW	B/G	901	118
M 104.990	89,900	6	3199	162 - 170 kW	B	900	113	M 112.910	83,200	6	2398	125 kW	B	886	44
M 104.991	89,900	6	3199	162 - 170 kW	B	900	112	M 112.911	83,200	6	2398	125 kW	B	886	44
M 104.992 (AMG 3.6)	91,000	6	3606	195 - 200 kW	B	902	123	M 112.912	89,900	6	2597	120 - 125 kW	B	900	115
M 104.992	89,900	6	3199	162 kW	B	900	112	M 112.913	89,900	6	2597	130 kW	B	900	115
M 104.994	89,900	6	3199	170 kW	B	900	112	M 112.914	89,900	6	2597	125 kW	B	900	115
M 104.995	89,900	6	3199	162 kW	B	900	112	M 112.915	89,900	6	2597	125 kW	B	900	115











ENGINE		ccm	kW			1 POS	ENGINE		ccm	kW			1 POS		
M 112.916	89,900	6	2597	125 kW	B	900	115	M 115.921	87,000	4	2197	63 kW	B	887	53
M 112.917	89,900	6	2597	130 kW	B	900	115	M 115.922	87,000	4	2197	62 kW	B	887	53
M 112.920	89,900	6	2799	145 - 150 kW	B	900	115	M 115.923	87,000	4	1988	62 - 70 kW	B	887	53
M 112.921	89,900	6	2799	150 kW	B	900	115	M 115.924	87,000	4	2197	66 kW	B	887	53
M 112.922	89,900	6	2799	150 kW	B	900	115	M 115.926	87,000	4	1988	62 - 70 kW	B	887	53
M 112.923	89,900	6	2799	150 kW	B	900	115	M 115.927	87,000	4	2197	63 kW	B	887	53
M 112.940	89,900	6	3199	160 - 162 kW	B	900	115	M 115.928	87,000	4	2197	55 kW	B	887	53
M 112.941	89,900	6	3199	160 - 165 kW	B	900	115	M 115.929	87,000	4	2197	55 kW	B	887	53
M 112.942	89,900	6	3199	160 kW	B	900	115	M 115.932	87,000	4	2197	48 kW	B	887	53
M 112.943	89,900	6	3199	165 kW	B	900	115	M 115.933	87,000	4	2197	62 kW	B	887	53
M 112.944	89,900	6	3199	165 kW	B	900	115	M 115.934	87,000	4	2197	55 kW	B	887	53
M 112.945	89,900	6	3199	158 kW	B	900	115	M 115.935	87,000	4	2197	55 kW	B	887	53
M 112.946	89,900	6	3199	160 kW	B	900	115	M 115.938	87,000	4	1988	62 - 70 kW	B	887	53
M 112.947	89,900	6	3199	160 kW	B	900	115	M 115.939	87,000	4	1988	62 - 70 kW	B	887	53
M 112.949	89,900	6	3199	165 kW	B	900	115	M 115.951	93,750	4	2307	81 kW	B	904	137
M 112.951	89,900	6	3199	140 - 160 kW	B	900	115	M 115.952	93,750	4	2307	66 kW	B	904	137
M 112.953	89,900	6	3199	160 kW	B	900	115	M 115.954	93,750	4	2307	80 kW	B	904	137
M 112.954	89,900	6	3199	165 kW	B	900	115	M 115.955	93,750	4	2307	62 - 63 kW	B	904	137
M 112.955	89,900	6	3199	160 kW	B	900	115	M 115.958	93,750	4	2307	59 - 66 kW	B	904	137
M 112.960	89,900	6	3199	260 kW	B	900	115	M 115.970	93,750	4	2307	66 kW	B	904	137
M 112.961	89,900	6	3199	260 kW	B	900	115	M 115.971	93,750	4	2307	66 kW	B	904	137
M 112.970	97,000	6	3724	173 - 180 kW	B	907	151	M 115.972	93,750	4	2307	62 - 63 kW	B	904	137
M 112.972	97,000	6	3724	180 kW	B	907	151	M 115.973	93,750	4	2307	66 - 75 kW	B	904	137
M 112.973	97,000	6	3724	180 kW	B	907	151	M 115.974	93,750	4	2307	66 kW	B	904	137
M 112.975	97,000	6	3724	180 kW	B	907	151	M 115.11	87,000	4	1990	55 kW	B	887	53
M 112.976	97,000	6	3724	165 - 170 kW	B	907	151	M 115.1	87,000	4	1990	63 kW	B	887	53
M 113.940	89,900	8	4266	205 kW	B	900	115	M 116.960	92,000	8	3818	160 kW	B	902	127
M 113.941	89,900	8	4266	205 kW	B	900	115	M 116.961	92,000	8	3818	120 - 160 kW	B	902	127
M 113.942	89,900	8	4266	199 kW	B	900	115	M 116.962	88,000	8	3839	116 - 150 kW	B	891	72
M 113.943	89,900	8	4266	205 kW	B	900	115	M 116.963	88,000	8	3839	116 - 150 kW	B	891	72
M 113.944	89,900	8	4266	205 - 225 kW	B	900	115	M 116.964	92,000	8	4196	150 - 160 kW	B	903	128
M 113.948	89,900	8	4266	205 kW	B	900	115	M 116.965	92,000	8	4196	150 - 170 kW	B	903	128
M 113.960	97,000	8	4966	215 - 225 kW	B	907	151	M 116.980	92,000	8	3499	147 kW	B	903	129
M 113.961	97,000	8	4966	225 kW	B	907	151	M 116.981	92,000	8	3499	147 kW	B	903	129
M 113.962	97,000	8	4966	215 - 218 kW	B	907	151	M 116.982	92,000	8	3499	143 - 147 kW	B	903	129
M 113.963	97,000	8	4966	215 - 225 kW	B	907	151	M 116.983	92,000	8	3499	147 kW	B	903	129
M 113.964	97,000	8	4966	215 - 225 kW	B	907	151	M 116.984	92,000	8	3499	143 - 147 kW	B	903	129
M 113.965	97,000	8	4966	215 kW	B	907	151	M 116.985	92,000	8	3499	143 - 152 kW	B	903	129
M 113.966	97,000	8	4966	225 kW	B	907	151	M 116.990	92,000	8	3499	132 kW	B	903	129
M 113.967	97,000	8	4966	215 - 225 kW	B	907	151	M 116.991	92,000	8	3499	147 kW	B	903	129
M 113.968	97,000	8	4966	215 - 225 kW	B	907	151	M 116.992	92,000	8	3499	132 kW	B	903	129
M 113.969	97,000	8	4966	225 kW	B	907	151	M 116.993	92,000	8	3499	132 kW	B	903	129
M 113.971	97,000	8	4966	218 - 225 kW	B	907	151	M 117.960	96,500	8	4973	170 - 180 kW	B	906	144
M 113.980	97,000	8	5439	255 - 260 kW	B	907	151	M 117.961	96,500	8	4973	170 - 177 kW	B	906	144
M 113.981	97,000	8	5439	255 kW	B	907	151	M 117.962	96,500	8	4973	170 kW	B	906	145
M 113.982	97,000	8	5439	260 kW	B	907	151	M 117.963	96,500	8	4973	170 - 177 kW	B	906	145
M 113.984	97,000	8	5439	255 - 260 kW	B	907	151	M 117.964	96,500	8	4973	164 - 180 kW	B	906	145
M 113.986	97,000	8	5439	265 kW	B	907	151	M 117.965	96,500	8	4973	164 - 195 kW	B	906	145
M 113.987	97,000	8	5439	260 - 270 kW	B	907	151	M 117.967	96,500	8	5547	169 - 178 kW	B	906	146
M 113.988	97,000	8	5439	260 - 270 kW	B	907	151	M 117.968	96,500	8	5547	178 - 220 kW	B	906	146
M 113.989	97,000	8	5439	260 - 294 kW	B	907	151	M 117.981	92,000	8	4520	143 kW	B	903	129
M 113.990	97,000	8	5439	350 kW	B	907	151	M 117.982	92,000	8	4520	160 - 165 kW	B	903	129
M 113.991	97,000	8	5439	349 - 368 kW	B	907	151	M 117.983	92,000	8	4520	119 - 165 kW	B	903	129
M 113.992	97,000	8	5439	350 - 368 kW	B	907	151	M 117.984	92,000	8	4520	131 - 142 kW	B	903	129
M 113.993	97,000	8	5439	350 - 373 kW	B	907	151	M 117.985	92,000	8	4520	119 - 165 kW	B	903	129
M 113.995	97,000	8	5439	380 kW	B	907	151	M 117.986	92,000	8	4520	160 - 165 kW	B	903	129
M 114.920	82,000	6	2496	85 - 96 kW	B	881	20	M 117.992	92,000	8	4520	140 kW	B	903	129
M 114.923	82,000	6	2496	85 kW	B	881	20	M 117.993	92,000	8	4520	140 kW	B	903	129
M 114.980	82,000	6	2496	110 kW	B	881	20	M 119.960	96,500	8	4973	235 - 240 kW	B	906	147
M 114.981	82,000	6	2496	105 - 110 kW	B	881	20	M 119.970	96,500	8	4973	235 - 240 kW	B	907	148
M 115.900	87,000	4	2197	40 kW	B	887	53	M 119.971	92,000	8	4196	205 - 214 kW	B	903	130
M 115.920	87,000	4	2197	77 kW	B	887	53	M 119.972	96,500	8	4973	235 - 240 kW	B	907	149



# MERCEDES-BENZ

ENGINE			ccm	kW			1 POS	ENGINE			ccm	kW			1 POS
M 119.974 (AMG 6.0)	100,000	8	5956	275 - 280 kW	B	932	230	M 180.945	81,500	6	2281	77 kW	B	881	18
M 119.974	96,500	8	4973	235 - 240 kW	B	907	148	M 180.947	81,500	6	2281	88 kW	B	881	18
M 119.975	92,000	8	4196	205 kW	B	903	130	M 180.949	81,500	6	2281	77 kW	B	881	18
M 119.980	96,500	8	4973	235 kW	B	907	149	M 180.950	81,500	6	2281	88 kW	B	881	18
M 119.981	92,000	8	4196	205 kW	B	903	130	M 180.951	82,000	6	2306	79 kW	B	881	20
M 119.982	96,500	8	4973	235 kW	B	907	149	M 180.954	82,000	6	2292	88 kW	B	881	20
M 119.985 (AMG 5.0)	96,500	8	4973	255 kW	B	907	149	M 180.955	82,000	6	2292	88 kW	B	881	20
M 119.985	92,000	8	4196	205 kW	B	903	130	M 200.711	72,200	4	1197	84 kW	B	879	5
M 120.980	89,000	12	5987	290 - 300 kW	B	896	96	M 256.925	92,400	6	2498	230 - 270 kW	B	879	1
M 120.981	89,000	12	5987	280 - 300 kW	B	896	96	M 256.930	83,000	6	2999	220 - 320 kW	B	883	31
M 120.982	89,000	12	5987	270 - 300 kW	B	896	96	M 260.920	83,000	4	1991	140 - 225 kW	B	883	32
M 120.983	89,000	12	5987	290 - 300 kW	B	896	96	M 264.915	80,400	4	1497	95 - 145 kW	B	881	16
M 121.940	87,000	4	1988	61 kW	B	887	53	M 264.920	83,000	4	1991	145 - 220 kW	B	883	32
M 121.941	87,000	4	1988	59 kW	B	887	53	M 266.920	83,000	4	1498	70 kW	B	884	33
M 121.942	87,000	4	1988	50 kW	B	887	53	M 266.940	83,000	4	1699	85 kW	B	884	33
M 121.943	87,000	4	1988	59 kW	B	887	53	M 266.960	83,000	4	2034	85 - 100 kW	B	884	33
M 121.944	87,000	4	1988	59 kW	B	887	53	M 266.980	83,000	4	2034	142 kW	B	884	33
M 123.920	86,000	6	2525	95 - 103 kW	B	886	49	M 270.910	83,000	4	1595	75 - 115 kW	B	883	32
M 123.921	86,000	6	2525	95 - 103 kW	B	886	49	M 270.920	83,000	4	1991	115 - 160 kW	B/G	883	32
M 127.981	82,000	6	2306	110 kW	B	882	21	M 271.820	82,000	4	1796	115 - 137 kW	B	882	22
M 129.980	82,000	6	2496	110 kW	B	881	20	M 271.860	82,000	4	1796	135 - 150 kW	B	882	22
M 129.981	82,000	6	2496	110 kW	B	881	20	M 271.861	82,000	4	1796	135 - 150 kW	B	882	22
M 129.982	82,000	6	2496	110 kW	B	881	20	M 271.910	82,000	4	1597	105 - 115 kW	B	882	23
M 130.920	86,500	6	2780	103 kW	B	887	52	M 271.911	82,000	4	1597	95 kW	B	882	24
M 130.921	86,500	6	2778	92 kW	B	887	52	M 271.921	82,000	4	1796	90 - 95 kW	B	882	25
M 130.922	86,500	6	2778	125 kW	B	887	52	M 271.940	82,000	4	1796	120 kW	B	882	25
M 130.923	86,500	6	2778	96 kW	B	887	52	M 271.941	82,000	4	1796	120 kW	B	882	25
M 130.924	86,500	6	2778	89 kW	B	887	52	M 271.942	82,000	4	1796	125 kW	B	882	26
M 130.925	86,500	6	2778	81 kW	B	887	52	M 271.944	82,000	4	1795	120 kW	B	882	25
M 130.933	86,500	6	2778	87 kW	B	887	52	M 271.946	82,000	4	1796	105 - 125 kW	B	882	25
M 130.980	86,500	6	2780	118 kW	B	887	52	M 271.948	82,000	4	1796	141 kW	B	882	25
M 130.981	86,500	6	2778	118 kW	B	887	52	M 271.950	82,000	4	1796	120 - 135 kW	B	882	23
M 130.983	86,500	6	2778	125 kW	B	887	52	M 271.951	82,000	4	1796	115 kW	B/G	882	24
M 130.984	86,500	6	2778	118 kW	B	887	52	M 271.952	82,000	4	1796	115 kW	B	882	23
M 133.980	83,000	4	1991	250 - 280 kW	B	883	31	M 271.954	82,000	4	1796	135 kW	B	882	23
M 139.980	83,000	4	1991	285 - 310 kW	B	883	31	M 271.955	82,000	4	1796	135 kW	B	882	25
M 152.980	98,000	8	5461	310 - 314 kW	B	932	228	M 271.956	82,000	4	1796	135 kW	B	882	25
M 156.980	102,200	8	6208	375 kW	B	936	249	M 271.957	82,000	4	1796	120 - 135 kW	B	882	24
M 156.981	102,200	8	6208	386 kW	B	936	249	M 271.958	82,000	4	1796	120 - 135 kW	B/G	882	24
M 156.982	102,200	8	6208	354 - 373 kW	B	936	249	M 272.911	88,000	6	2496	150 kW	B	892	73
M 156.983	102,200	8	6208	378 kW	B	936	249	M 272.920	88,000	6	2496	150 kW	B	892	73
M 156.984	102,200	8	6208	386 kW	B	936	249	M 272.921	88,000	6	2496	150 kW	B	892	73
M 156.985	102,200	8	6208	336 - 410 kW	B	936	249	M 272.922	88,000	6	2496	150 kW	B	892	73
M 157.980	98,000	8	5461	386 - 420 kW	B	932	229	M 272.923	88,000	6	2496	150 - 150 kW	B	892	73
M 157.981	98,000	8	5461	386 - 430 kW	B	932	229	M 272.940	88,000	6	2996	170 kW	B	892	73
M 157.982	98,000	8	5461	386 - 430 kW	B	932	229	M 272.941	88,000	6	2996	170 kW	B	892	73
M 157.983	98,000	8	5461	395 - 430 kW	B	932	229	M 272.942	88,000	6	2996	170 kW	B	892	73
M 157.984	98,000	8	5461	400 - 420 kW	B	932	229	M 272.943	88,000	6	2996	170 kW	B	892	73
M 157.985	98,000	8	5461	430 - 435 kW	B	932	229	M 272.944	88,000	6	2996	170 kW	B	892	73
M 159.980	102,200	8	6208	420 - 464 kW	B	936	249	M 272.945	88,000	6	2996	170 - 180 kW	B	892	73
M 160 E6AL B03	63,500	3	599	40 kW	B	879	2	M 272.946	88,000	6	2996	170 - 180 kW	B	892	73
M 160 E6AL B04	63,500	3	599	33 kW	B	879	2	M 272.947	88,000	6	2996	170 kW	B	892	73
M 160 E6AL B05	63,500	3	599	45 kW	B	879	2	M 272.948	88,000	6	2996	170 kW	B	892	73
M 166.940	80,000	4	1397	60 kW	B	880	11	M 272.949	88,000	6	2996	170 kW	B	892	73
M 166.960	80,000	4	1598	60 - 75 kW	B	880	11	M 272.952	88,000	6	2996	161 - 170 kW	B	892	73
M 166.961	80,000	4	1598	60 - 75 kW	B	880	11	M 272.960	92,900	6	3498	170 - 200 kW	B	903	131
M 166.990	84,000	4	1898	92 kW	B	886	45	M 272.961	92,900	6	3498	200 kW	B	903	131
M 166.991	84,000	4	1898	92 kW	B	886	45	M 272.962	92,900	6	3498	200 kW	B	903	132
M 166.995	84,000	4	2084	103 kW	B	886	45	M 272.963	92,900	6	3498	200 kW	B	903	131
M 176.980	83,000	8	3982	310 - 390 kW	B	883	31	M 272.964	92,900	6	3498	200 kW	B	903	131
M 177.980	83,000	8	3982	350 - 470 kW	B	883	31	M 272.965	92,900	6	3498	200 kW	B	903	131
M 178.980	83,000	8	3982	340 - 537 kW	B	883	31	M 272.966	92,900	6	3498	200 kW	B	903	131







ENGINE			ccm	kW			1 POS	ENGINE			ccm	kW			1 POS
M 272.967	92,900	6	3498	200 kW	B	903	131	M 276.958	92,900	6	3498	225 kW	B	904	136
M 272.968	92,900	6	3498	232 kW	B	903	133	M 276.960	92,900	6	3498	225 kW	B	903	133
M 272.969	92,900	6	3498	224 kW	B	904	134	M 276.962	92,900	6	3498	225 kW	B	904	135
M 272.970	92,900	6	3498	200 kW	B	903	131	M 277.980	82,600	12	5980	390 kW	B	883	29
M 272.971	92,900	6	3498	200 kW	B	903	131	M 278.910	86,000	8	3996	310 kW	B	887	50
M 272.972	92,900	6	3498	200 - 205 kW	B	903	131	M 278.912	86,000	8	3996	310 kW	B	887	50
M 272.973	92,900	6	3498	200 - 208 kW	B	903	133	M 278.920	92,900	8	4663	320 kW	B	904	136
M 272.974	92,900	6	3498	200 - 205 kW	B	903	133	M 278.922	92,900	8	4663	300 - 320 kW	B	904	136
M 272.975	92,900	6	3498	200 kW	B	903	131	M 278.927	92,900	8	4663	320 - 335 kW	B	904	136
M 272.977	92,900	6	3498	200 kW	B	903	133	M 278.928	92,900	8	4663	270 - 335 kW	B	904	136
M 272.978	92,900	6	3498	190 kW	B	903	131	M 278.929	92,900	8	4663	320 - 338 kW	B	904	136
M 272.979	92,900	6	3498	190 kW	B	904	134	M 278.932	92,900	8	4663	320 kW	B	904	136
M 272.980	92,900	6	3498	200 kW	B	903	131	M 279.980	82,600	12	5980	450 - 463 kW	B	883	29
M 272.982	92,900	6	3498	215 kW	B	903	133	M 279.981	82,600	12	5980	463 kW	B	883	29
M 272.983	92,900	6	3498	215 kW	B	903	133	M 279.982	82,600	12	5980	450 - 463 kW	B	883	29
M 272.984	92,900	6	3498	215 kW	B	903	133	M 285.950	82,000	12	5513	405 kW	B	883	27
M 272.985	92,900	6	3498	215 kW	B	903	133	M 476.920	128,000	6	11967	177 kW	G	948	302
M 272.988	92,900	6	3498	200 - 215 kW	B	903	131	M 476.921	128,000	6	11967	175 kW	G	948	302
M 272.991	92,900	6	3498	200 kW	B	903	131	M 476.925	128,000	6	11967	177 kW	G	948	303
M 273.922	92,900	8	4663	250 kW	B	903	131	M 476.926	128,000	6	11967	177 kW	G	948	302
M 273.923	92,900	8	4663	250 kW	B	903	131	M 476.927	128,000	6	11967	177 kW	G	948	302
M 273.924	92,900	8	4663	250 kW	B	903	131	M 476.930	128,000	6	11967	240 kW	G	948	303
M 273.960	98,000	8	5461	285 kW	B	932	229	M 476.932	128,000	6	11967	185 kW	G	948	302
M 273.961	98,000	8	5461	271 - 285 kW	B	932	229	M 476.933	128,000	6	11967	185 - 240 kW	G	948	302
M 273.962	98,000	8	5461	285 kW	B	932	229	M 476.934	128,000	6	11967	185 - 240 kW	G	948	302
M 273.963	98,000	8	5461	285 kW	B	932	229	M 476.935	128,000	6	11967	185 kW	G	948	302
M 273.965	98,000	8	5461	285 kW	B	932	229	M 476.936	128,000	6	11967	175 kW	G	948	302
M 273.966	98,000	8	5461	285 kW	B	932	229	M 476.937	128,000	6	11967	185 kW	G	948	302
M 273.967	98,000	8	5461	285 kW	B	932	229	M 902.900	106,000	6	6883	205 kW	G	936	251
M 273.968	98,000	8	5461	285 kW	B	932	229	M 902.901	106,000	6	6883	170 - 205 kW	G	936	251
M 273.969	98,000	8	5461	285 kW	B	932	229	M 902.902	106,000	6	6883	170 - 205 kW	G	936	251
M 273.970	98,000	8	5461	285 kW	B	932	229	M 902.903	106,000	6	6883	205 kW	G	936	251
M 273.971	98,000	8	5461	285 kW	B	932	229	M 906.900	106,000	6	6883	205 kW	G	936	252
M 274.910	83,000	4	1595	95 - 115 kW	B	884	34	M 906.901	106,000	6	6883	170 kW	G	936	251
M 274.920	83,000	4	1991	115 - 245 kW	B/G	884	34	M 906.903	106,000	6	6883	205 kW	G	936	251
M 275.950	82,000	12	5513	368 kW	B	883	27	MBE900	106,000	6	7201	205 kW	D	937	253
M 275.951	82,000	12	5513	368 kW	B	883	27	OM 312.954	90,000	6	4580	48 kW	D	900	116
M 275.953	82,000	12	5513	380 kW	B	883	27	OM 314.900	97,000	4	3780	46 - 63 kW	D	908	152
M 275.954	82,000	12	5513	380 kW	B	883	27	OM 314.910	97,000	4	3784	63 - 63 kW	D	908	152
M 275.980	82,600	12	5980	450 kW	B	883	29	OM 314.914	97,000	4	3782	35 - 62 kW	D	908	152
M 275.981	82,600	12	5980	450 kW	B	883	29	OM 314.915	97,000	4	3784	63 kW	D	908	152
M 275.982	82,600	12	5980	450 - 463 kW	B	883	29	OM 314.916	97,000	4	3784	40 kW	D	908	153
M 275.983	82,600	12	5980	493 kW	B	883	29	OM 314.917	97,000	4	3784	48 - 55 kW	D	908	154
M 276.820	88,000	6	2996	200 - 245 kW	B	892	73	OM 314.918	97,000	4	3782	53 kW	D	908	152
M 276.821	88,000	6	2996	200 - 325 kW	B	892	73	OM 314.919	97,000	4	3782	53 kW	D	908	152
M 276.822	88,000	6	2996	270 - 287 kW	B	892	73	OM 314.920	97,000	4	3782	55 kW	D	909	155
M 276.823	88,000	6	2996	200 - 295 kW	B	892	73	OM 314.921	97,000	4	3782	48 kW	D	909	156
M 276.824	88,000	6	2996	200 - 350 kW	B	892	73	OM 314.922	97,000	4	3782	57 kW	D	909	156
M 276.825	88,000	6	2996	245 - 270 kW	B	892	73	OM 314.940	97,000	4	3782	35 - 62 kW	D	908	152
M 276.826	88,000	6	2996	200 - 245 kW	B	892	74	OM 314.941	97,000	4	3782	35 - 62 kW	D	908	152
M 276.850	92,900	6	3498	245 kW	B	903	133	OM 314.942	97,000	4	3782	35 - 62 kW	D	908	152
M 276.851	92,900	6	3498	245 kW	B	904	135	OM 314.943	97,000	4	3782	35 - 62 kW	D	908	152
M 276.852	92,900	6	3498	245 kW	B	904	135	OM 314.944	97,000	4	3784	63 kW	D	908	152
M 276.853	92,900	6	3498	245 kW	B	903	133	OM 314.945	97,000	4	3782	35 - 62 kW	D	908	152
M 276.854	92,900	6	3498	245 kW	B	904	135	OM 314.946	97,000	4	3784	63 kW	D	908	152
M 276.855	92,900	6	3498	245 kW	B	904	135	OM 314.947	97,000	4	3782	35 - 62 kW	D	908	152
M 276.950	92,900	6	3498	225 kW	B	904	136	OM 314.948	97,000	4	3784	63 kW	D	908	152
M 276.952	92,900	6	3498	185 - 245 kW	B	904	136	OM 314.949	97,000	4	3782	35 - 62 kW	D	908	152
M 276.954	92,900	6	3498	225 kW	B	903	133	OM 314.950	97,000	4	3782	35 - 62 kW	D	908	152
M 276.955	92,900	6	3498	183 - 225 kW	B	904	136	OM 314.951	97,000	4	3782	35 - 66 kW	D	908	152
M 276.956	92,900	6	3498	225 kW	B	904	136	OM 314.953	97,000	4	3784	59 kW	D	909	157
M 276.957	92,900	6	3498	182 - 225 kW	B	904	136	OM 314.954	97,000	4	3782	35 - 62 kW	D	908	152





# MERCEDES-BENZ

ENGINE			ccm	kW			1 POS	ENGINE			ccm	kW			1 POS
OM 314.956	97,000	4	3784	48 kW	D	910	158	OM 341.947	97,000	6	5675	96 kW	D	912	166
OM 314.957	97,000	4	3784	53 kW	D	910	158	OM 341.948	97,000	6	5675	96 kW	D	912	167
OM 314.958	97,000	4	3782	35 - 62 kW	D	910	159	OM 341.949	97,000	6	5675	96 kW	D	912	165
OM 314.959	97,000	4	3784	63 kW	D	910	160	OM 341.950	97,000	6	5675	96 kW	D	912	167
OM 314.960	97,000	4	3782	35 - 62 kW	D	910	159	OM 341.951	97,000	6	5675	96 kW	D	912	167
OM 314.961	97,000	4	3784	63 kW	D	910	160	OM 341.995	97,000	6	5675	96 kW	D	912	165
OM 314.962	97,000	4	3784	63 kW	D	910	160	OM 341.996	97,000	6	5675	115 kW	D	912	166
OM 314.963	97,000	4	3784	63 kW	D	910	160	OM 343.910	97,000	4	3780	62 kW	D	910	160
OM 314.964	97,000	4	3784	63 kW	D	910	160	OM 343.932	97,000	4	3780	63 kW	D	913	168
OM 314.965	97,000	4	3784	63 kW	D	910	160	OM 343.934	97,000	4	3780	63 kW	D	913	169
OM 314.967	97,000	4	3784	63 kW	D	910	160	OM 344.905	97,000	6	5675	96 kW	D	913	170
OM 314.968	97,000	4	3784	60 - 60 kW	D	907	150	OM 344.912	97,000	6	5675	96 kW	D	913	170
OM 314.970	97,000	4	3784	63 kW	D	911	161	OM 344.913	97,000	6	5675	115 kW	D	914	171
OM 321	95,000	6	5101	77 - 88 kW	D	904	138	OM 344.930	97,000	6	5675	96 kW	D	913	170
OM 327.910	115,000	6	7980	118 kW	D	941	279	OM 344.931	97,000	6	5675	115 kW	D	914	171
OM 327.914	115,000	6	7980	125 kW	D	941	279	OM 344.932	97,000	6	5675	96 kW	D	913	170
OM 327.915	115,000	6	7980	125 kW	D	941	279	OM 344.933	97,000	6	5675	96 kW	D	914	172
OM 327.916	115,000	6	7980	118 kW	D	941	279	OM 344.934	97,000	6	5675	115 kW	D	914	173
OM 327.917	115,000	6	7980	125 kW	D	941	279	OM 344.937	97,000	6	5675	115 kW	D	914	173
OM 327.918	115,000	6	7980	125 kW	D	941	279	OM 344.938	97,000	6	5675	115 kW	D	914	173
OM 327.919	115,000	6	7980	125 kW	D	941	279	OM 344.939	97,000	6	5675	115 kW	D	914	173
OM 327.931	115,000	6	7980	118 kW	D	941	279	OM 344.940	97,000	6	5675	96 kW	D	913	170
OM 327.932	115,000	6	7980	118 kW	D	941	279	OM 344.941	97,000	6	5675	96 kW	D	915	174
OM 327.933	115,000	6	7980	125 kW	D	941	279	OM 344.943	97,000	6	5675	96 kW	D	915	175
OM 327.934	115,000	6	7980	110 kW	D	941	279	OM 344.944	97,000	6	5675	96 kW	D	914	172
OM 327.935	115,000	6	7980	110 kW	D	941	279	OM 344.945	97,000	6	5675	96 kW	D	915	175
OM 327.936	115,000	6	7980	125 kW	D	941	279	OM 344.946	97,000	6	5675	96 kW	D	913	170
OM 327.937	115,000	6	7980	125 kW	D	941	279	OM 344.948	97,000	6	5675	115 kW	D	915	176
OM 327.938	115,000	6	7980	118 kW	D	941	279	OM 344.949	97,000	6	5675	96 kW	D	916	177
OM 327.939	115,000	6	7980	118 kW	D	941	279	OM 344.951	97,000	6	5675	115 kW	D	914	173
OM 327.940	115,000	6	7980	125 kW	D	941	279	OM 344.952	97,000	6	5675	124 kW	D	915	176
OM 327.941	115,000	6	7980	125 kW	D	941	279	OM 344.963	97,000	6	5675	96 kW	D	913	170
OM 327.942	115,000	6	7980	125 kW	D	941	279	OM 345.900	128,000	5	9651	141 kW	D	949	305
OM 327.943	115,000	6	7980	118 kW	D	941	279	OM 345.910	128,000	6	11581	177 kW	D	949	306
OM 327.944	115,000	6	7980	118 kW	D	941	279	OM 345.912	128,000	6	11581	177 kW	D	949	306
OM 327.945	115,000	6	7980	110 kW	D	941	279	OM 345.913	128,000	6	11581	210 kW	D	949	307
OM 327.946	115,000	6	7980	110 kW	D	941	279	OM 345.914	128,000	6	11581	103 - 135 kW	D	949	308
OM 335.910	128,000	6	11581	176 kW	D	948	304	OM 345.915	128,000	5	9651	141 kW	D	948	304
OM 335.930	128,000	6	11581	154 kW	D	948	304	OM 345.919	128,000	5	9651	114 - 127 kW	D	948	304
OM 335.932	128,000	6	11581	176 kW	D	948	304	OM 345.932	128,000	6	11581	147 kW	D	949	306
OM 340.930	97,000	4	3780	63 kW	D	911	162	OM 345.933	128,000	6	11581	137 kW	D	949	306
OM 340.932	97,000	4	3780	62 kW	D	911	163	OM 345.936	128,000	6	11581	154 kW	D	949	306
OM 341.900	97,000	6	5675	74 kW	D	911	164	OM 345.937	128,000	6	11581	177 kW	D	949	306
OM 341.910	97,000	6	5675	74 kW	D	912	165	OM 345.941	128,000	5	9651	125 kW	D	948	304
OM 341.911	97,000	6	5675	81 kW	D	912	165	OM 345.942	128,000	5	9651	141 kW	D	949	309
OM 341.912	97,000	6	5675	96 kW	D	912	165	OM 345.945	128,000	5	9651	125 kW	D	948	304
OM 341.913	97,000	6	5675	118 kW	D	912	166	OM 345.946	128,000	5	9651	141 kW	D	948	304
OM 341.915	97,000	6	5675	96 kW	D	912	165	OM 345.947	128,000	5	9651	132 kW	D	949	310
OM 341.918	97,000	6	5675	66 kW	D	912	165	OM 345.949	128,000	5	9651	150 kW	D	948	304
OM 341.919	97,000	6	5675	74 kW	D	912	165	OM 345.960	128,000	6	11581	210 kW	D	949	307
OM 341.931	97,000	6	5675	74 kW	D	912	165	OM 345.972	128,000	5	9651	143 kW	D	948	304
OM 341.932	97,000	6	5675	96 kW	D	912	165	OM 345.973	128,000	5	9651	147 kW	D	948	304
OM 341.933	97,000	6	5675	96 kW	D	912	166	OM 345.975	128,000	5	9651	143 kW	D	948	304
OM 341.934	97,000	6	5675	62 kW	D	912	166	OM 346.910	128,000	6	10809	155 kW	D	949	311
OM 341.935	97,000	6	5675	96 kW	D	912	165	OM 346.911	128,000	6	10809	155 kW	D	949	311
OM 341.936	97,000	6	5675	96 kW	D	912	165	OM 346.912	128,000	6	10809	155 kW	D	949	311
OM 341.937	97,000	6	5675	96 kW	D	912	166	OM 346.913	128,000	6	10809	155 kW	D	949	311
OM 341.938	97,000	6	5675	66 kW	D	912	165	OM 346.914	128,000	6	10809	136 kW	D	949	311
OM 341.939	97,000	6	5675	96 kW	D	912	166	OM 346.915	128,000	6	10809	136 kW	D	949	311
OM 341.941	97,000	6	5675	96 kW	D	912	165	OM 346.916	128,000	6	10809	136 kW	D	949	311
OM 341.943	97,000	6	5675	115 kW	D	912	166	OM 346.917	128,000	6	10809	155 kW	D	949	311
OM 341.946	97,000	6	5675	96 kW	D	912	165	OM 346.918	128,000	6	10809	132 kW	D	949	311

ENGINE		ccm	kW			1 POS	ENGINE		ccm	kW			1 POS		
OM 346.919	128,000	6	10809	132 - 154 kW	D	949	311	OM 352.970	97,000	6	5675	81 kW	D	916	178
OM 346.940	128,000	6	10809	132 - 154 kW	D	949	311	OM 352.971	97,000	6	5675	74 kW	D	916	178
OM 346.941	128,000	6	10809	155 kW	D	949	311	OM 352.972	97,000	6	5675	74 kW	D	916	178
OM 346.942	128,000	6	10809	155 kW	D	949	311	OM 352.973	97,000	6	5675	74 kW	D	916	178
OM 346.943	128,000	6	10809	136 kW	D	949	311	OM 352.974	97,000	6	5675	74 kW	D	916	178
OM 346.944	128,000	6	10809	136 kW	D	949	311	OM 352.975	97,000	6	5675	74 kW	D	916	178
OM 346.945	128,000	6	10809	136 kW	D	949	311	OM 352.976	97,000	6	5675	81 kW	D	916	178
OM 346.946	128,000	6	10809	136 kW	D	949	311	OM 352.978	97,000	6	5675	96 kW	D	916	178
OM 346.947	128,000	6	10809	132 - 154 kW	D	949	311	OM 352.979	97,000	6	5675	81 kW	D	916	178
OM 346.952	128,000	6	10809	141 kW	D	949	311	OM 352.980	97,000	6	5675	96 kW	D	916	178
OM 346.953	128,000	6	10809	136 kW	D	950	312	OM 352.981	97,000	6	5675	81 kW	D	916	178
OM 347.915	128,000	5	9651	141 kW	D	949	306	OM 352.982	97,000	6	5675	81 kW	D	916	178
OM 347.942	128,000	5	9651	147 kW	D	949	306	OM 352.983	97,000	6	5675	81 kW	D	916	178
OM 347.943	128,000	5	9651	147 kW	D	949	306	OM 352.984	97,000	6	5675	59 kW	D	916	179
OM 352.901	97,000	6	5675	95 - 96 kW	D	916	178	OM 352.985	97,000	6	5675	81 kW	D	916	178
OM 352.902	97,000	6	5675	52 kW	D	916	179	OM 352.986	97,000	6	5675	81 kW	D	916	178
OM 352.903	97,000	6	5675	66 kW	D	914	172	OM 352.987	97,000	6	5675	93 kW	D	916	178
OM 352.904	97,000	6	5675	93 kW	D	916	178	OM 352.988	97,000	6	5675	96 kW	D	917	180
OM 352.905	97,000	6	5675	96 kW	D	916	178	OM 352.989	97,000	6	5675	81 kW	D	916	178
OM 352.906	97,000	6	5675	81 kW	D	916	178	OM 352.990	97,000	6	5675	81 kW	D	916	178
OM 352.907	97,000	6	5675	81 kW	D	916	178	OM 352.991	97,000	6	5675	93 kW	D	916	178
OM 352.908	97,000	6	5675	81 - 96 kW	D	916	178	OM 352.992	97,000	6	5675	93 kW	D	916	178
OM 352.909	97,000	6	5675	81 kW	D	916	178	OM 352.993	97,000	6	5675	96 kW	D	916	178
OM 352.910	97,000	6	5675	74 kW	D	916	178	OM 352.994	97,000	6	5675	110 kW	D	917	180
OM 352.911	97,000	6	5675	81 kW	D	916	178	OM 352.996	97,000	6	5675	96 kW	D	916	178
OM 352.912	97,000	6	5675	96 - 97 kW	D	916	178	OM 352.997	97,000	6	5675	96 kW	D	916	178
OM 352.913	97,000	6	5675	115 kW	D	917	180	OM 352.998	97,000	6	5675	96 kW	D	916	178
OM 352.914	97,000	6	5675	81 kW	D	916	178	OM 352.999	97,000	6	5675	79 kW	D	914	172
OM 352.915	97,000	6	5675	93 kW	D	916	178	OM 353.900	97,000	6	5675	96 kW	D	914	172
OM 352.916	97,000	6	5675	110 - 111 kW	D	917	180	OM 353.901	97,000	6	5675	74 kW	D	914	172
OM 352.917	97,000	6	5675	93 kW	D	916	178	OM 353.902	97,000	6	5675	62 kW	D	914	172
OM 352.918	97,000	6	5675	110 kW	D	917	180	OM 353.903	97,000	6	5675	81 kW	D	914	172
OM 352.919	97,000	6	5675	48 kW	D	916	179	OM 353.904	97,000	6	5675	96 kW	D	914	172
OM 352.930	97,000	6	5675	96 kW	D	916	178	OM 353.905	97,000	6	5675	74 kW	D	914	172
OM 352.931	97,000	6	5675	96 kW	D	916	178	OM 353.906	97,000	6	5675	130 kW	D	917	182
OM 352.932	97,000	6	5675	81 kW	D	916	178	OM 353.907	97,000	6	5675	92 kW	D	918	183
OM 352.933	97,000	6	5675	81 kW	D	916	178	OM 353.909	97,000	6	5675	124 - 125 kW	D	918	184
OM 352.934	97,000	6	5675	96 kW	D	916	178	OM 353.910	97,000	6	5675	124 kW	D	918	184
OM 352.935	97,000	6	5675	96 kW	D	916	178	OM 353.911	97,000	6	5675	124 kW	D	917	180
OM 352.936	97,000	6	5675	96 kW	D	916	178	OM 353.912	97,000	6	5675	124 kW	D	917	180
OM 352.937	97,000	6	5675	110 kW	D	917	181	OM 353.913	97,000	6	5675	124 kW	D	917	180
OM 352.938	97,000	6	5675	96 kW	D	916	178	OM 353.914	97,000	6	5675	124 kW	D	917	180
OM 352.939	97,000	6	5675	96 kW	D	916	178	OM 353.915	97,000	6	5675	81 kW	D	914	172
OM 352.942	97,000	6	5675	74 kW	D	916	178	OM 353.916	97,000	6	5675	81 kW	D	914	172
OM 352.943	97,000	6	5675	81 kW	D	916	178	OM 353.917	97,000	6	5675	96 kW	D	914	172
OM 352.944	97,000	6	5675	93 kW	D	916	178	OM 353.920	97,000	6	5675	124 kW	D	918	185
OM 352.945	97,000	6	5675	96 kW	D	916	178	OM 353.921	97,000	6	5675	110 kW	D	919	186
OM 352.946	97,000	6	5675	110 kW	D	917	180	OM 353.922	97,000	6	5675	88 kW	D	919	187
OM 352.948	97,000	6	5675	93 kW	D	916	178	OM 353.923	97,000	6	5675	81 kW	D	919	187
OM 352.949	97,000	6	5675	115 kW	D	917	180	OM 353.930	97,000	6	5675	62 kW	D	919	187
OM 352.950	97,000	6	5675	110 kW	D	917	180	OM 353.931	97,000	6	5675	81 kW	D	919	187
OM 352.953	97,000	6	5675	93 kW	D	916	178	OM 353.932	97,000	6	5675	88 kW	D	919	187
OM 352.954	97,000	6	5675	93 kW	D	916	178	OM 353.933	97,000	6	5675	88 kW	D	919	187
OM 352.955	97,000	6	5675	93 kW	D	916	178	OM 353.934	97,000	6	5675	88 kW	D	919	187
OM 352.959	97,000	6	5675	96 kW	D	916	178	OM 353.935	97,000	6	5675	88 kW	D	919	187
OM 352.963	97,000	6	5675	96 kW	D	916	178	OM 353.936	97,000	6	5675	81 kW	D	919	187
OM 352.964	97,000	6	5675	96 kW	D	916	178	OM 353.937	97,000	6	5675	92 kW	D	919	186
OM 352.965	97,000	6	5675	69 kW	D	914	172	OM 353.938	97,000	6	5675	88 kW	D	919	187
OM 352.966	97,000	6	5675	79 kW	D	914	172	OM 353.939	97,000	6	5675	124 kW	D	918	185
OM 352.967	97,000	6	5675	74 kW	D	916	178	OM 353.940	97,000	6	5675	81 kW	D	914	172
OM 352.968	97,000	6	5675	115 kW	D	917	180	OM 353.941	97,000	6	5675	96 kW	D	914	172
OM 352.969	97,000	6	5675	96 kW	D	916	178	OM 353.942	97,000	6	5675	96 kW	D	914	172



# MERCEDES-BENZ

ENGINE			ccm	kW			1 POS	ENGINE			ccm	kW			1 POS
OM 353.943	97,000	6	5675	96 kW	D	914	172	OM 355.916	128,000	6	11581	169 kW	D	950	313
OM 353.944	97,000	6	5675	96 kW	D	914	172	OM 355.917	128,000	6	11581	169 kW	D	950	314
OM 353.945	97,000	6	5675	96 kW	D	914	172	OM 355.918	128,000	6	11581	169 kW	D	950	313
OM 353.946	97,000	6	5675	96 kW	D	914	172	OM 355.960	128,000	6	11581	176 kW	D	950	315
OM 353.949	97,000	6	5675	81 kW	D	912	165	OM 355.961	128,000	6	11581	155 kW	D	950	316
OM 353.950	97,000	6	5675	124 kW	D	917	180	OM 355.962	128,000	6	11581	177 kW	D	950	315
OM 353.951	97,000	6	5675	124 kW	D	917	180	OM 355.963	128,000	6	11581	176 kW	D	950	315
OM 353.952	97,000	6	5675	124 kW	D	917	180	OM 355.964	128,000	6	11581	177 kW	D	950	315
OM 353.953	97,000	6	5675	124 kW	D	917	180	OM 355.965	128,000	6	11581	191 kW	D	950	317
OM 353.954	97,000	6	5675	124 kW	D	919	188	OM 355.966	128,000	6	11581	155 kW	D	950	315
OM 353.957	97,000	6	5675	92 kW	D	912	165	OM 355.967	128,000	6	11581	177 kW	D	950	315
OM 353.958	97,000	6	5675	110 kW	D	919	189	OM 355.968	128,000	6	11581	191 kW	D	951	318
OM 353.959	97,000	6	5675	124 kW	D	920	190	OM 355.969	128,000	6	11581	206 kW	D	951	318
OM 353.960	97,000	6	5675	88 kW	D	914	172	OM 355.970	128,000	6	11581	191 kW	D	950	315
OM 353.961	97,000	6	5675	96 kW	D	914	172	OM 355.972	128,000	6	11581	136 kW	D	950	315
OM 353.962	97,000	6	5675	70 kW	D	914	172	OM 355.973	128,000	6	11581	177 kW	D	950	315
OM 353.963	97,000	6	5675	96 kW	D	914	172	OM 355.974	128,000	6	11581	177 kW	D	950	315
OM 353.964	97,000	6	5675	96 kW	D	914	172	OM 355.975	128,000	6	11581	176 kW	D	950	316
OM 353.965	97,000	6	5675	96 kW	D	914	172	OM 355.976	128,000	6	11581	176 kW	D	950	315
OM 353.966	97,000	6	5675	96 kW	D	914	172	OM 355.977	128,000	6	11581	205 kW	D	951	319
OM 353.967	97,000	6	5675	74 kW	D	920	191	OM 355.978	128,000	6	11581	177 kW	D	950	315
OM 353.968	97,000	6	5675	96 kW	D	914	172	OM 355.979	128,000	6	11581	177 kW	D	950	316
OM 353.969	97,000	6	5675	96 kW	D	914	172	OM 355.980	128,000	6	11581	177 kW	D	950	316
OM 353.970	97,000	6	5675	124 kW	D	920	192	OM 355.981	128,000	6	11581	184 kW	D	950	316
OM 353.971	97,000	6	5675	124 kW	D	917	180	OM 355.982	128,000	6	11581	184 kW	D	950	316
OM 353.972	97,000	6	5675	124 kW	D	917	180	OM 355.983	128,000	6	11581	177 kW	D	950	316
OM 353.973	97,000	6	5675	92 kW	D	919	189	OM 355.984	128,000	6	11581	177 kW	D	950	315
OM 353.974	97,000	6	5675	127 kW	D	918	183	OM 356.901	97,500	6	5958	95 kW	D	924	201
OM 353.975	97,000	6	5675	124 kW	D	917	180	OM 356.902	97,500	6	5958	95 kW	D	924	201
OM 353.976	97,000	6	5675	110 kW	D	921	193	OM 356.903	97,500	6	5958	95 kW	D	924	201
OM 353.977	97,000	6	5675	124 kW	D	921	194	OM 356.904	97,500	6	5958	95 kW	D	924	201
OM 353.978	97,000	6	5675	127 kW	D	918	183	OM 356.905	97,500	6	5958	95 kW	D	924	201
OM 353.980	97,000	6	5675	81 kW	D	914	172	OM 356.906	97,500	6	5958	95 kW	D	924	201
OM 353.981	97,000	6	5675	96 kW	D	914	172	OM 356.907	97,500	6	5958	95 kW	D	924	201
OM 353.982	97,000	6	5675	96 kW	D	914	172	OM 356.908	97,500	6	5958	95 kW	D	924	201
OM 353.983	97,000	6	5675	96 kW	D	914	172	OM 356.909	97,500	6	5958	95 kW	D	924	201
OM 353.984	97,000	6	5675	96 kW	D	914	172	OM 356.910	97,500	6	5958	95 kW	D	924	201
OM 353.985	97,000	6	5675	70 kW	D	921	195	OM 356.911	97,500	6	5958	95 kW	D	924	201
OM 353.988	97,000	6	5675	96 kW	D	917	182	OM 356.912	97,500	6	5958	81 kW	D	924	201
OM 353.989	97,000	6	5675	96 kW	D	922	196	OM 356.913	97,500	6	5958	100 kW	D	924	202
OM 353.991	97,000	6	5675	124 kW	D	917	180	OM 356.914	97,500	6	5958	75 kW	D	924	201
OM 353.995	97,000	6	5675	92 kW	D	914	172	OM 356.915	97,500	6	5958	97 kW	D	924	201
OM 353.997	97,000	6	5675	124 kW	D	917	180	OM 356.916	97,500	6	5958	97 kW	D	924	201
OM 353.998	97,000	6	5675	81 kW	D	917	182	OM 356.940	97,500	6	5958	129 kW	D	924	201
OM 353.999	97,000	6	5675	81 kW	D	917	182	OM 356.941	97,500	6	5958	116 kW	D	924	201
OM 354.900	97,500	4	3972	77 kW	D	923	199	OM 356.943	97,500	6	5958	121 kW	D	924	201
OM 354.901	97,500	4	3972	77 kW	D	923	199	OM 356.944	97,500	6	5958	116 kW	D	924	201
OM 354.902	97,500	4	3972	77 kW	D	923	199	OM 356.945	97,500	6	5958	116 kW	D	924	201
OM 354.903	97,500	4	3972	77 kW	D	923	199	OM 356.946	97,500	6	5958	116 kW	D	924	201
OM 354.920	97,500	4	3972	103 kW	D	923	199	OM 356.947	97,500	6	5958	116 kW	D	924	201
OM 354.921	97,500	4	3972	103 kW	D	923	200	OM 356.948	97,500	6	5958	116 kW	D	924	201
OM 354.922	97,500	4	3972	103 kW	D	923	200	OM 356.949	97,500	6	5958	116 kW	D	924	201
OM 354.923	97,500	4	3972	103 kW	D	923	199	OM 356.950	97,500	6	5958	92 kW	D	924	201
OM 354.924	97,500	4	3972	103 kW	D	923	199	OM 356.951	97,500	6	5958	116 kW	D	924	201
OM 354.925	97,500	4	3972	103 kW	D	923	199	OM 356.952	97,500	6	5958	116 kW	D	924	201
OM 354.926	97,500	4	3972	103 kW	D	923	199	OM 356.953	97,500	6	5958	116 kW	D	924	201
OM 355.910	128,000	6	11581	169 kW	D	950	313	OM 356.954	97,500	6	5958	92 kW	D	924	201
OM 355.911	128,000	6	11581	169 kW	D	950	313	OM 356.955	97,500	6	5958	114 kW	D	924	201
OM 355.912	128,000	6	11581	169 kW	D	950	313	OM 356.956	97,500	6	5958	114 - 115 kW	D	924	201
OM 355.913	128,000	6	11581	169 kW	D	950	313	OM 356.957	97,500	6	5958	122 kW	D	924	201
OM 355.914	128,000	6	11581	169 kW	D	950	313	OM 356.958	97,500	6	5958	116 kW	D	924	201
OM 355.915	128,000	6	11581	169 kW	D	950	313	OM 356.959	97,500	6	5958	121 kW	D	924	201







# MERCEDES-BENZ

ENGINE			ccm	kW			1 POS	ENGINE			ccm	kW			1 POS
OM 360.986	115,000	6	8720	154 kW	D	942	280	OM 366.937	97,500	6	5958	100 kW	D	928	217
OM 362.906	97,000	6	5675	141 kW	D	922	197	OM 366.938	97,500	6	5958	100 kW	D	928	217
OM 362.909	97,000	6	5675	141 kW	D	922	197	OM 366.939	97,500	6	5958	81 kW	D	928	217
OM 362.910	97,000	6	5675	141 kW	D	922	197	OM 366.940	97,500	6	5958	100 kW	D	928	217
OM 364.900	97,500	4	3972	49 - 85 kW	D	925	205	OM 366.941	97,500	6	5958	116 kW	D	929	218
OM 364.901	97,500	4	3972	83 kW	D	925	206	OM 366.942	97,500	6	5958	121 kW	D	929	218
OM 364.905	97,500	4	3972	66 kW	D	925	207	OM 366.943	97,500	6	5958	116 kW	D	929	218
OM 364.906	97,500	4	3972	66 kW	D	926	208	OM 366.944	97,500	6	5958	125 kW	D	929	218
OM 364.907	97,500	4	3972	66 kW	D	926	208	OM 366.945	97,500	6	5958	125 kW	D	929	218
OM 364.908	97,500	4	3972	50 kW	D	926	209	OM 366.946	97,500	6	5958	125 kW	D	929	218
OM 364.909	97,500	4	3972	50 kW	D	926	210	OM 366.947	97,500	6	5958	100 kW	D	929	218
OM 364.911	97,500	4	3972	63 - 66 kW	D	926	208	OM 366.948	97,500	6	5958	100 - 115 kW	D	929	218
OM 364.912	97,500	4	3972	66 kW	D	926	208	OM 366.949	97,500	6	5958	92 - 115 kW	D	929	218
OM 364.913	97,500	4	3972	66 kW	D	926	208	OM 366.951	97,500	6	5958	125 kW	D	929	219
OM 364.914	97,500	4	3972	66 kW	D	925	207	OM 366.952	97,500	6	5958	116 - 129 kW	D	929	219
OM 364.916	97,500	4	3972	58 kW	D	926	209	OM 366.953	97,500	6	5958	125 kW	D	929	219
OM 364.917	97,500	4	3972	60 kW	D	926	209	OM 366.954	97,500	6	5958	115 - 132 kW	D	929	219
OM 364.918	97,500	4	3972	63 kW	D	926	209	OM 366.955	97,500	6	5958	100 kW	D	929	219
OM 364.919	97,500	4	3972	63 kW	D	927	211	OM 366.956	97,500	6	5958	100 kW	D	929	219
OM 364.920	97,500	4	3972	63 kW	D	927	211	OM 366.957	97,500	6	5958	125 kW	D	929	219
OM 364.921	97,500	4	3972	63 kW	D	927	211	OM 366.958	97,500	6	5958	100 kW	D	929	219
OM 364.950	97,500	4	3972	85 kW	D	927	212	OM 366.960	97,500	6	5958	125 kW	D	929	219
OM 364.951	97,500	4	3972	66 kW	D	926	209	OM 366.962	97,500	6	5958	125 kW	D	929	219
OM 364.952	97,500	4	3972	85 kW	D	927	212	OM 366.963	97,500	6	5958	125 kW	D	929	218
OM 364.953	97,500	4	3972	66 kW	D	927	213	OM 366.965	97,500	6	5958	125 kW	D	929	219
OM 364.954	97,500	4	3972	85 kW	D	927	212	OM 366.966	97,500	6	5958	125 kW	D	929	219
OM 364.955	97,500	4	3972	75 kW	D	926	209	OM 366.967	97,500	6	5958	125 kW	D	929	219
OM 364.956	97,500	4	3972	77 kW	D	926	209	OM 366.968	97,500	6	5958	125 kW	D	929	219
OM 364.957	97,500	4	3972	77 kW	D	927	211	OM 366.969	97,500	6	5958	125 kW	D	929	219
OM 364.958	97,500	4	3972	77 kW	D	927	211	OM 366.970	97,500	6	5958	125 kW	D	929	219
OM 364.959	97,500	4	3972	77 kW	D	926	209	OM 366.971	97,500	6	5958	125 kW	D	929	219
OM 364.979	97,500	4	3972	85 kW	D	926	209	OM 366.973	97,500	6	5958	125 kW	D	929	219
OM 364.980	97,500	4	3972	100 kW	D	927	214	OM 366.974	97,500	6	5958	125 kW	D	929	219
OM 364.981	97,500	4	3972	100 kW	D	927	212	OM 366.975	97,500	6	5958	125 kW	D	929	218
OM 364.982	97,500	4	3972	98 kW	D	926	209	OM 366.976	97,500	6	5958	125 kW	D	929	218
OM 364.983	97,500	4	3972	102 kW	D	926	209	OM 366.977	97,500	6	5958	92 kW	D	929	218
OM 364.984	97,500	4	3972	100 kW	D	927	211	OM 366.978	97,500	6	5958	125 kW	D	929	218
OM 364.985	97,500	4	3972	100 - 103 kW	D	926	209	OM 366.979	97,500	6	5958	125 kW	D	929	218
OM 364.986	97,500	4	3972	100 kW	D	927	211	OM 366.980	97,500	6	5958	148 kW	D	928	216
OM 364.987	97,500	4	3972	100 kW	D	927	211	OM 366.981	97,500	6	5958	148 kW	D	928	216
OM 364.989	97,500	4	3972	100 kW	D	926	209	OM 366.983	97,500	6	5958	150 kW	D	928	216
OM 366.901	97,500	6	5958	135 - 136 kW	D	928	215	OM 366.984	97,500	6	5958	150 - 157 kW	D	929	219
OM 366.905	97,500	6	5958	100 kW	D	928	216	OM 366.988	97,500	6	5958	148 - 150 kW	D	928	216
OM 366.906	97,500	6	5958	100 kW	D	928	216	OM 366.990	97,500	6	5958	150 kW	D	928	217
OM 366.907	97,500	6	5958	100 kW	D	928	216	OM 366.992	97,500	6	5958	150 kW	D	928	217
OM 366.908	97,500	6	5958	81 kW	D	928	217	OM 366.993	97,500	6	5958	150 kW	D	928	217
OM 366.909	97,500	6	5958	100 kW	D	928	216	OM 366.994	97,500	6	5958	150 kW	D	928	217
OM 366.910	97,500	6	5958	100 kW	D	928	216	OM 366.995	97,500	6	5958	150 kW	D	928	217
OM 366.911	97,500	6	5958	96 kW	D	928	217	OM 366.996	97,500	6	5958	150 kW	D	928	217
OM 366.912	97,500	6	5958	74 kW	D	929	218	OM 366.997	97,500	6	5958	148 - 150 kW	D	928	217
OM 366.913	97,500	6	5958	100 kW	D	928	217	OM 366.999	97,500	6	5958	170 kW	D	928	217
OM 366.914	97,500	6	5958	100 kW	D	928	216	OM 370.905	97,500	4	3972	66 kW	D	929	220
OM 366.915	97,500	6	5958	75 kW	D	929	218	OM 370.950	97,500	4	3972	85 kW	D	930	221
OM 366.917	97,500	6	5958	100 kW	D	928	216	OM 370.951	97,500	4	3972	85 kW	D	930	221
OM 366.918	97,500	6	5958	100 kW	D	928	216	OM 370.952	97,500	4	3972	80 kW	D	923	199
OM 366.919	97,500	6	5958	100 kW	D	928	216	OM 372.906	97,500	6	5958	100 kW	D	924	201
OM 366.930	97,500	6	5958	100 kW	D	928	216	OM 372.907	97,500	6	5958	100 kW	D	924	201
OM 366.931	97,500	6	5958	100 kW	D	928	216	OM 372.930	97,500	6	5958	100 kW	D	930	222
OM 366.932	97,500	6	5958	100 kW	D	928	216	OM 372.950	97,500	6	5958	125 kW	D	924	201
OM 366.933	97,500	6	5958	100 kW	D	928	216	OM 372.951	97,500	6	5958	125 kW	D	924	201
OM 366.935	97,500	6	5958	100 kW	D	928	217	OM 372.953	97,500	6	5958	100 kW	D	924	201
OM 366.936	97,500	6	5958	100 kW	D	928	217	OM 372.956	97,500	6	5958	125 - 135 kW	D	924	201



ENGINE		ccm	kW			1	POS	ENGINE		ccm	kW			1	POS
OM 372.958	97,500	6	5958	125 kW	D	924	201	OM 376.995	97,500	6	5958	127 kW	D	924	201
OM 372.959	97,500	6	5958	125 kW	D	924	201	OM 376.997	97,500	6	5958	140 kW	D	924	201
OM 372.960	97,500	6	5958	125 kW	D	924	201	OM 376.998	97,500	6	5958	134 kW	D	931	224
OM 372.961	97,500	6	5958	125 - 135 kW	D	924	201	OM 376.999	97,500	6	5958	134 kW	D	931	224
OM 372.962	97,500	6	5958	125 - 135 kW	D	924	201	OM 377.940	97,500	6	5958	125 kW	D	924	201
OM 372.964	97,500	6	5958	125 kW	D	924	201	OM 377.941	97,500	6	5958	125 kW	D	924	201
OM 372.980	97,500	6	5958	150 kW	D	924	201	OM 377.942	97,500	6	5958	125 kW	D	924	201
OM 372.981	97,500	6	5958	150 kW	D	924	201	OM 377.943	97,500	6	5958	125 kW	D	924	201
OM 372.982	97,500	6	5958	150 kW	D	924	201	OM 377.944	97,500	6	5958	125 kW	D	924	201
OM 372.983	97,500	6	5958	150 kW	D	924	201	OM 377.945	97,500	6	5958	125 kW	D	924	201
OM 372.984	97,500	6	5958	150 kW	D	924	201	OM 377.960	97,500	6	5958	150 kW	D	924	201
OM 372.985	97,500	6	5958	155 kW	D	924	201	OM 377.961	97,500	6	5958	150 - 170 kW	D	924	201
OM 372.986	97,500	6	5958	155 kW	D	924	201	OM 377.962	97,500	6	5958	170 kW	D	924	201
OM 372.987	97,500	6	5958	155 kW	D	924	201	OM 377.963	97,500	6	5958	170 kW	D	924	201
OM 374.900	97,500	4	3972	58 kW	D	929	220	OM 377.964	97,500	6	5958	150 - 155 kW	D	924	201
OM 374.905	97,500	4	3972	66 kW	D	929	220	OM 377.967	97,500	6	5958	150 kW	D	924	201
OM 374.907	97,500	4	3972	66 kW	D	929	220	OM 377.968	97,500	6	5958	150 kW	D	924	201
OM 374.908	97,500	4	3972	66 kW	D	929	220	OM 377.969	97,500	6	5958	150 kW	D	924	201
OM 374.992	97,500	4	3972	80 kW	D	922	198	OM 377.972	97,500	6	5958	150 kW	D	924	201
OM 376.905	97,500	6	5958	100 kW	D	924	201	OM 377.973	97,500	6	5958	155 kW	D	924	201
OM 376.906	97,500	6	5958	100 kW	D	924	201	OM 377.980	97,500	6	5958	140 kW	D	924	201
OM 376.907	97,500	6	5958	100 kW	D	924	201	OM 377.981	97,500	6	5958	155 kW	D	924	201
OM 376.908	97,500	6	5958	95 kW	D	924	201	OM 377.982	97,500	6	5958	150 kW	D	924	201
OM 376.909	97,500	6	5958	95 kW	D	924	201	OM 377.983	97,500	6	5958	155 kW	D	924	201
OM 376.910	97,500	6	5958	69 - 100 kW	D	930	222	OM 377.984	97,500	6	5958	155 kW	D	924	201
OM 376.911	97,500	6	5958	66 - 172 kW	D	930	223	OM 377.985	97,500	6	5958	155 kW	D	924	201
OM 376.930	97,500	6	5958	100 kW	D	924	201	OM 380.940	97,500	4	3972	85 kW	D	923	200
OM 376.941	97,500	6	5958	150 kW	D	924	201	OM 380.942	97,500	4	3972	85 kW	D	923	200
OM 376.945	97,500	6	5958	125 - 135 kW	D	924	201	OM 380.943	97,500	4	3972	79 kW	D	923	199
OM 376.946	97,500	6	5958	131 - 135 kW	D	924	201	OM 382.912	97,500	6	5958	100 kW	D	924	201
OM 376.947	97,500	6	5958	131 kW	D	924	201	OM 382.913	97,500	6	5958	125 kW	D	931	226
OM 376.950	97,500	6	5958	125 kW	D	924	201	OM 382.916	97,500	6	5958	96 kW	D	924	201
OM 376.951	97,500	6	5958	125 kW	D	924	201	OM 382.917	97,500	6	5958	110 kW	D	925	204
OM 376.952	97,500	6	5958	125 kW	D	924	201	OM 382.919	97,500	6	5958	150 kW	D	931	226
OM 376.953	97,500	6	5958	125 kW	D	924	201	OM 382.950	97,500	6	5958	125 kW	D	925	204
OM 376.954	97,500	6	5958	125 kW	D	924	201	OM 382.970	97,500	6	5958	177 kW	D	931	226
OM 376.955	97,500	6	5958	125 - 135 kW	D	924	201	OM 382.971	97,500	6	5958	150 kW	D	931	226
OM 376.956	97,500	6	5958	125 - 135 kW	D	924	201	OM 384.906	97,500	4	3972	66 - 100 kW	D	932	227
OM 376.957	97,500	6	5958	125 kW	D	924	201	OM 384.907	97,500	4	3972	85 kW	D	923	199
OM 376.958	97,500	6	5958	125 - 135 kW	D	924	201	OM 384.908	97,500	4	3972	79 kW	D	923	199
OM 376.961	97,500	6	5958	125 kW	D	924	201	OM 386.906	97,500	6	5958	100 kW	D	924	201
OM 376.962	97,500	6	5958	125 - 135 kW	D	924	201	OM 386.950	97,500	6	5958	125 kW	D	931	225
OM 376.963	97,500	6	5958	125 kW	D	924	201	OM 386.951	97,500	6	5958	125 kW	D	931	225
OM 376.964	97,500	6	5958	125 kW	D	924	201	OM 386.952	97,500	6	5958	125 kW	D	931	225
OM 376.967	97,500	6	5958	125 kW	D	924	201	OM 386.980	97,500	6	5958	150 kW	D	931	225
OM 376.968	97,500	6	5958	156 kW	D	924	201	OM 386.981	97,500	6	5958	150 kW	D	931	225
OM 376.969	97,500	6	5958	127 kW	D	924	201	OM 386.983	97,500	6	5958	150 kW	D	931	225
OM 376.970	97,500	6	5958	127 kW	D	924	201	OM 401.900	125,000	6	9570	129 kW	D	942	281
OM 376.972	97,500	6	5958	140 kW	D	924	201	OM 401.901	125,000	6	9570	129 - 188 kW	D	942	282
OM 376.975	97,500	6	5958	156 kW	D	924	201	OM 401.905	125,000	6	9570	141 kW	D	943	283
OM 376.976	97,500	6	5958	127 kW	D	924	201	OM 401.906	125,000	6	9570	141 kW	D	942	281
OM 376.977	97,500	6	5958	127 kW	D	924	201	OM 401.907	125,000	6	9570	141 kW	D	942	281
OM 376.980	97,500	6	5958	127 kW	D	931	224	OM 401.908	125,000	6	9570	141 kW	D	942	281
OM 376.981	97,500	6	5958	142 kW	D	931	224	OM 401.909	125,000	6	9570	141 kW	D	943	283
OM 376.982	97,500	6	5958	142 kW	D	931	224	OM 401.912	125,000	6	9570	141 kW	D	943	284
OM 376.984	97,500	6	5958	150 kW	D	931	225	OM 401.913	125,000	6	9570	141 kW	D	942	281
OM 376.986	97,500	6	5958	150 - 155 kW	D	931	225	OM 401.914	125,000	6	9570	141 kW	D	943	283
OM 376.987	97,500	6	5958	127 kW	D	931	224	OM 401.915	125,000	6	9570	141 kW	D	942	281
OM 376.988	97,500	6	5958	142 kW	D	931	224	OM 401.916	125,000	6	9570	141 kW	D	942	281
OM 376.989	97,500	6	5958	142 kW	D	931	224	OM 401.917	125,000	6	9570	188 kW	D	943	285
OM 376.993	97,500	6	5958	150 kW	D	924	201	OM 401.918	125,000	6	9570	141 kW	D	942	281
OM 376.994	97,500	6	5958	155 kW	D	931	225	OM 401.919	125,000	6	9570	141 kW	D	942	281



# MERCEDES-BENZ

ENGINE			ccm	kW			1 POS	ENGINE			ccm	kW			1 POS
OM 401.921	125,000	6	9570	141 kW	D	942	281	OM 402.986	125,000	8	12760	280 kW	D	946	294
OM 401.922	125,000	6	9570	141 kW	D	942	281	OM 402.987	125,000	8	12763	280 kW	D	946	294
OM 401.923	125,000	6	9570	141 kW	D	943	283	OM 402.989	125,000	8	12760	280 kW	D	946	294
OM 401.924	125,000	6	10456	144 kW	D	942	281	OM 402.990	125,000	8	12763	280 kW	D	946	294
OM 401.925	125,000	6	9570	141 kW	D	943	283	OM 402.995	125,000	8	12763	280 kW	D	946	294
OM 401.926	125,000	6	9570	141 kW	D	943	283	OM 402.996	125,000	8	12763	280 kW	D	946	294
OM 401.927	125,000	6	9570	141 kW	D	942	281	OM 403.900	125,000	10	15950	184 kW	D	942	281
OM 401.928	125,000	6	9570	141 kW	D	942	281	OM 403.905	125,000	10	15950	236 kW	D	945	291
OM 401.970	125,000	6	9570	213 kW	D	944	286	OM 403.906	125,000	10	15950	184 kW	D	945	291
OM 401.972	125,000	6	9570	230 kW	D	944	286	OM 403.910	125,000	10	15950	184 - 236 kW	D	942	281
OM 401.973	125,000	6	9570	200 kW	D	944	286	OM 403.915	125,000	10	15950	236 kW	D	945	291
OM 401.974	125,000	6	9570	200 kW	D	944	286	OM 403.916	125,000	10	15950	235 kW	D	943	284
OM 401.975	125,000	6	9570	180 kW	D	944	286	OM 403.917	125,000	10	15950	236 kW	D	945	291
OM 401.976	125,000	6	9570	180 kW	D	944	287	OM 403.918	125,000	10	15950	235 kW	D	945	291
OM 401.977	125,000	6	9570	200 kW	D	944	286	OM 403.919	125,000	10	15950	236 kW	D	945	291
OM 401.978	125,000	6	9570	200 kW	D	944	288	OM 403.930	125,000	10	15950	236 kW	D	945	291
OM 401.979	125,000	6	9570	230 kW	D	944	286	OM 403.931	125,000	10	15950	235 kW	D	943	284
OM 401.980	125,000	6	9570	200 kW	D	944	288	OM 403.932	125,000	10	15950	235 kW	D	945	291
OM 401.981	125,000	6	9570	230 kW	D	944	288	OM 403.933	125,000	10	15950	261 kW	D	945	291
OM 401.984	125,000	6	9570	180 kW	D	944	286	OM 403.934	125,000	10	15950	236 kW	D	945	291
OM 401.985	125,000	6	9570	200 kW	D	944	288	OM 403.935	125,000	10	15950	236 kW	D	945	291
OM 401.986	125,000	6	9570	230 kW	D	944	286	OM 407.900	125,000	6	11040	132 - 155 kW	D	942	281
OM 401.987	125,000	6	9570	230 kW	D	944	288	OM 407.901	125,000	6	11413	206 kW	D	942	281
OM 401.989	125,000	6	9570	200 kW	D	944	286	OM 407.905	125,000	6	11040	132 kW	D	943	284
OM 401.990	125,000	6	9570	180 kW	D	944	288	OM 407.907	125,000	6	11040	155 kW	D	945	291
OM 401.991	125,000	6	9570	200 kW	D	944	288	OM 407.908	125,000	6	11040	132 kW	D	945	291
OM 401.992	125,000	6	9570	200 kW	D	944	289	OM 407.909	125,000	6	11040	155 kW	D	943	284
OM 401.993	125,000	6	9570	230 kW	D	944	288	OM 407.910	125,000	6	11040	155 kW	D	945	291
OM 401.994	125,000	6	9570	180 kW	D	944	288	OM 407.911	125,000	6	11040	155 kW	D	946	295
OM 402.900	125,000	8	12800	177 - 188 kW	D	942	281	OM 407.913	125,000	6	11413	147 kW	D	943	284
OM 402.900	125,000	8	12800	177 - 188 kW	D	945	290	OM 407.914	125,000	6	11413	147 kW	D	945	291
OM 402.901	125,000	8	12800	177 - 188 kW	D	942	282	OM 407.915	125,000	6	11413	147 kW	D	943	284
OM 402.905	125,000	8	12800	188 kW	D	945	291	OM 407.916	125,000	6	11413	177 kW	D	945	291
OM 402.906	125,000	8	12760	188 kW	D	945	292	OM 407.917	125,000	6	11413	177 kW	D	943	284
OM 402.907	125,000	8	12760	188 kW	D	945	291	OM 407.918	125,000	6	11413	177 kW	D	945	291
OM 402.910	125,000	8	12760	176 kW	D	943	284	OM 407.919	125,000	6	11413	177 kW	D	943	284
OM 402.911	125,000	8	12760	176 kW	D	943	284	OM 407.920	125,000	6	11413	177 kW	D	946	295
OM 402.912	125,000	8	12760	188 kW	D	943	284	OM 407.930	125,000	6	11413	162 kW	D	946	295
OM 402.913	125,000	8	12760	177 kW	D	945	291	OM 407.931	125,000	6	11413	162 kW	D	946	295
OM 402.914	125,000	8	12760	176 kW	D	943	284	OM 407.932	125,000	6	11413	162 kW	D	946	295
OM 402.916	125,000	8	12760	188 kW	D	943	284	OM 407.951	125,000	6	11413	206 kW	D	947	296
OM 402.917	125,000	8	12760	177 kW	D	945	291	OM 407.952	125,000	6	11413	206 kW	D	947	297
OM 402.919	125,000	8	12760	176 kW	D	945	291	OM 407.953	125,000	6	11413	206 kW	D	947	297
OM 402.921	125,000	8	12760	177 kW	D	945	291	OM 407.954	125,000	6	11413	235 kW	D	947	297
OM 402.923	125,000	8	12760	176 kW	D	945	291	OM 407.955	125,000	6	11413	206 kW	D	947	296
OM 402.924	125,000	8	12760	188 kW	D	945	291	OM 407.956	125,000	6	11413	206 kW	D	947	297
OM 402.925	125,000	8	12760	188 kW	D	945	291	OM 409.906	125,000	5	9204	135 kW	D	947	298
OM 402.926	125,000	8	12760	188 kW	D	945	291	OM 409.907	125,000	5	9204	135 kW	D	947	298
OM 402.927	125,000	8	12760	176 kW	D	945	291	OM 409.908	125,000	5	9204	135 kW	D	947	298
OM 402.928	125,000	8	12760	176 kW	D	945	291	OM 421.901	128,000	6	10964	184 - 418 kW	D	951	320
OM 402.970	125,000	8	12763	280 kW	D	946	293	OM 421.905	128,000	6	10964	159 kW	D	951	321
OM 402.971	125,000	8	12760	280 kW	D	946	293	OM 421.906	128,000	6	10964	159 kW	D	952	322
OM 402.972	125,000	8	12760	280 kW	D	946	294	OM 421.907	128,000	6	10964	159 kW	D	952	322
OM 402.973	125,000	8	12760	280 kW	D	946	294	OM 421.908	128,000	6	10964	159 kW	D	952	323
OM 402.974	125,000	8	12760	280 - 295 kW	D	946	294	OM 421.909	128,000	6	10964	159 kW	D	952	323
OM 402.975	125,000	8	12760	280 kW	D	946	294	OM 421.910	128,000	6	10964	159 kW	D	952	322
OM 402.977	125,000	8	12760	280 kW	D	946	294	OM 421.951	128,000	6	10964	184 kW	D	952	324
OM 402.978	125,000	8	12760	280 kW	D	946	293	OM 422.901	128,000	8	14618	243 - 276 kW	D	952	325
OM 402.982	125,000	8	12760	280 kW	D	946	294	OM 422.905	128,000	8	14618	206 kW	D	951	321
OM 402.983	125,000	8	12763	280 kW	D	946	294	OM 422.906	128,000	8	14618	206 kW	D	951	321
OM 402.984	125,000	8	12760	280 kW	D	946	294	OM 422.907	128,000	8	14618	206 kW	D	951	321
OM 402.985	125,000	8	12760	280 kW	D	946	294	OM 422.908	128,000	8	14618	206 kW	D	951	321











ENGINE		ccm	kW			1 POS	ENGINE		ccm	kW			1 POS		
OM 422.909	128,000	8	14618	184 kW	D	951	321	OM 440.945	128,000	8	14618	250 kW	D	953	329
OM 422.910	128,000	8	14618	206 kW	D	952	323	OM 440.948	128,000	8	14618	269 kW	D	953	329
OM 422.911	128,000	8	14618	206 kW	D	952	323	OM 440.949	128,000	8	14618	250 kW	D	954	332
OM 422.912	128,000	8	14618	184 kW	D	951	321	OM 440.970	128,000	8	14618	320 kW	D	954	334
OM 422.913	128,000	8	14618	206 kW	D	951	321	OM 440.971	128,000	8	14618	370 kW	D	955	335
OM 422.914	128,000	8	14618	206 kW	D	952	323	OM 440.972	128,000	8	14618	320 kW	D	953	329
OM 422.915	128,000	8	14618	184 kW	D	952	323	OM 440.973	128,000	8	14618	370 kW	D	953	329
OM 422.916	128,000	8	14618	206 kW	D	952	323	OM 440.974	128,000	8	14618	320 kW	D	954	332
OM 422.917	128,000	8	14618	206 kW	D	952	323	OM 440.975	128,000	8	14618	370 kW	D	955	335
OM 422.918	128,000	8	14618	206 kW	D	952	323	OM 440.976	128,000	8	14618	370 kW	D	955	336
OM 422.919	128,000	8	14618	206 kW	D	951	321	OM 440.978	128,000	8	14618	320 kW	D	954	334
OM 422.920	128,000	8	14618	184 kW	D	951	321	OM 440.979	128,000	8	14618	320 kW	D	953	329
OM 422.921	128,000	8	14618	206 kW	D	952	323	OM 440.980	128,000	8	14618	320 kW	D	953	329
OM 422.922	128,000	8	14618	206 kW	D	952	323	OM 440.981	128,000	8	14618	370 kW	D	953	329
OM 422.923	128,000	8	14618	206 kW	D	952	323	OM 440.982	128,000	8	14618	370 kW	D	954	334
OM 422.951	128,000	8	14618	243 kW	D	953	326	OM 440.983	128,000	8	14618	370 kW	D	953	329
OM 422.952	128,000	8	14618	243 kW	D	953	326	OM 440.984	128,000	8	14618	320 kW	D	953	329
OM 422.953	128,000	8	14618	276 kW	D	953	326	OM 440.985	128,000	8	14618	320 kW	D	953	329
OM 422.954	128,000	8	14618	243 kW	D	953	326	OM 440.986	128,000	8	14618	320 kW	D	953	329
OM 422.955	128,000	8	14618	276 kW	D	953	326	OM 440.987	128,000	8	14618	280 kW	D	953	329
OM 422.956	128,000	8	14618	243 kW	D	952	325	OM 440.988	128,000	8	14618	280 kW	D	953	329
OM 422.957	128,000	8	14618	243 kW	D	953	326	OM 440.989	128,000	8	14618	280 kW	D	953	329
OM 422.958	128,000	8	14618	243 kW	D	952	325	OM 440.990	128,000	8	14618	280 kW	D	953	329
OM 422.959	128,000	8	14618	276 kW	D	952	325	OM 440.991	128,000	8	14618	320 kW	D	953	329
OM 422.963	128,000	8	14618	243 kW	D	952	325	OM 441.901	128,000	6	10964	250 kW	D	955	336
OM 423.901	128,000	10	18273	184 - 418 kW	D	952	325	OM 441.905	130,000	6	11309	165 kW	D	965	379
OM 423.905	128,000	10	18273	261 kW	D	951	321	OM 441.906	130,000	6	11309	150 kW	D	964	377
OM 423.906	128,000	10	18273	261 kW	D	952	323	OM 441.907	130,000	6	11309	150 kW	D	964	377
OM 423.907	128,000	10	18273	261 kW	D	951	321	OM 441.908	130,000	6	11309	160 - 165 kW	D	965	379
OM 423.908	128,000	10	18273	261 kW	D	951	321	OM 441.909	130,000	6	11309	160 - 165 kW	D	964	377
OM 423.909	128,000	10	18273	261 kW	D	951	321	OM 441.910	130,000	6	11309	160 kW	D	964	376
OM 423.950	128,000	10	18273	368 kW	D	953	326	OM 441.911	130,000	6	11309	160 - 165 kW	D	964	377
OM 423.951	128,000	10	18273	368 kW	D	953	327	OM 441.912	130,000	6	11309	165 kW	D	965	379
OM 424.900	128,000	12	21927	309 kW	D	952	322	OM 441.913	130,000	6	11309	165 kW	D	964	377
OM 424.901.510	128,000	12	21927	441 kW	D	953	328	OM 441.914	130,000	6	11309	165 kW	D	965	379
OM 424.901	128,000	12	21927	441 kW	D	952	325	OM 441.915	130,000	6	11309	165 kW	D	964	377
OM 427.900	128,000	6	11967	206 kW	D	952	323	OM 441.916	130,000	6	11309	153 kW	D	964	377
OM 427.901	128,000	6	11967	206 kW	D	952	322	OM 441.917	130,000	6	11309	160 kW	D	964	377
OM 427.902	128,000	6	11967	185 kW	D	953	329	OM 441.918	130,000	6	11309	165 kW	D	965	379
OM 427.903	128,000	6	11967	185 kW	D	953	329	OM 441.919	130,000	6	11309	150 - 165 kW	D	964	377
OM 427.905	128,000	6	11967	150 kW	D	952	323	OM 441.920	130,000	6	11309	153 kW	D	965	379
OM 427.910	128,000	6	11967	177 kW	D	951	321	OM 441.921	130,000	6	11309	165 kW	D	964	377
OM 427.911	128,000	6	11967	177 kW	D	952	323	OM 441.922	130,000	6	11309	151 kW	D	964	377
OM 427.950	128,000	6	11967	206 kW	D	954	330	OM 441.923	130,000	6	11309	160 kW	D	965	379
OM 427.951	128,000	6	11967	206 kW	D	954	330	OM 441.924	130,000	6	11309	160 kW	D	964	377
OM 427.952	128,000	6	11967	206 kW	D	954	330	OM 441.925	130,000	6	11309	160 kW	D	964	377
OM 429.951	128,000	5	9970	175 kW	D	954	331	OM 441.926	130,000	6	11309	160 kW	D	964	377
OM 429.952	128,000	5	9970	175 kW	D	954	332	OM 441.927	130,000	6	11309	153 kW	D	964	377
OM 429.953	128,000	5	9970	186 kW	D	954	331	OM 441.932	130,000	6	11309	151 kW	D	964	377
OM 429.955	128,000	5	9970	186 kW	D	954	333	OM 441.933	130,000	6	11309	151 kW	D	964	377
OM 440.905	130,000	8	15078	191 kW	D	964	376	OM 441.950	128,000	6	10964	191 - 200 kW	D	954	334
OM 440.906	130,000	8	15078	206 kW	D	964	376	OM 441.951	128,000	6	10964	243 kW	D	954	334
OM 440.907	130,000	8	15078	195 kW	D	964	377	OM 441.952	128,000	6	10964	191 kW	D	954	332
OM 440.908	130,000	8	15078	206 kW	D	964	376	OM 441.953	128,000	6	10964	191 - 200 kW	D	953	329
OM 440.909	130,000	8	15078	195 kW	D	964	377	OM 441.960	128,000	6	10964	243 - 250 kW	D	954	334
OM 440.910	130,000	8	15078	218 kW	D	965	378	OM 441.961	128,000	6	10964	250 kW	D	953	329
OM 440.911	130,000	8	15078	218 kW	D	965	378	OM 441.962	128,000	6	10964	243 - 249 kW	D	953	329
OM 440.912	130,000	8	15078	218 kW	D	964	376	OM 441.980	128,000	6	10964	250 kW	D	954	334
OM 440.940	128,000	8	14618	250 kW	D	953	329	OM 441.981	128,000	6	10964	243 - 249 kW	D	954	334
OM 440.941	128,000	8	14618	250 kW	D	953	329	OM 441.982	128,000	6	10964	250 kW	D	953	329
OM 440.942	128,000	8	14618	250 kW	D	953	329	OM 441.983	128,000	6	10964	243 - 249 kW	D	953	329
OM 440.943	128,000	8	14618	250 kW	D	954	332	OM 441.985	128,000	6	10964	250 kW	D	953	329





# MERCEDES-BENZ

ENGINE			ccm	kW			1 POS	ENGINE			ccm	kW			1 POS
OM 441.986	128,000	6	10964	250 kW	D	954	334	OM 442.959	128,000	8	14618	269 kW	D	955	336
OM 441.987	128,000	6	10964	250 kW	D	953	329	OM 442.960	128,000	8	14618	260 - 269 kW	D	954	334
OM 441.988	128,000	6	10964	250 kW	D	953	329	OM 442.961	128,000	8	14618	260 - 269 kW	D	953	329
OM 441.989	128,000	6	10964	250 kW	D	954	334	OM 442.962	128,000	8	14618	260 - 269 kW	D	954	334
OM 441.990	128,000	6	10964	250 kW	D	953	329	OM 442.963	128,000	8	14618	260 - 269 kW	D	953	329
OM 441.991	128,000	6	10964	250 kW	D	953	329	OM 442.964	128,000	8	14618	260 - 269 kW	D	953	329
OM 441.992	128,000	6	10964	250 kW	D	953	329	OM 442.965	128,000	8	14618	260 - 269 kW	D	953	329
OM 441.993	128,000	6	10964	250 kW	D	953	329	OM 442.966	128,000	8	14618	260 - 269 kW	D	953	329
OM 441.994	128,000	6	10964	250 kW	D	954	334	OM 442.967	128,000	8	14618	269 kW	D	953	329
OM 441.995	128,000	6	10964	250 kW	D	953	329	OM 442.968	128,000	8	14618	260 - 269 kW	D	953	329
OM 441.996	128,000	6	10964	250 kW	D	953	329	OM 442.969	128,000	8	14618	261 - 298 kW	D	955	337
OM 441.997	128,000	6	10964	230 kW	D	953	329	OM 442.970	128,000	8	14618	260 kW	D	953	327
OM 441.998	128,000	6	10964	230 kW	D	953	329	OM 442.971	128,000	8	14618	269 kW	D	953	329
OM 441.999	128,000	6	10964	250 kW	D	953	329	OM 442.972	128,000	8	14618	269 kW	D	953	329
OM 442.901	128,000	8	14618	320 - 362 kW	D	955	336	OM 442.973	128,000	8	14618	269 kW	D	953	327
OM 442.905	130,000	8	15078	191 kW	D	964	377	OM 442.974	128,000	8	14618	269 kW	D	955	338
OM 442.906	130,000	8	15078	218 kW	D	965	379	OM 442.975	128,000	8	14618	269 kW	D	955	338
OM 442.907	130,000	8	15078	213 - 218 kW	D	965	379	OM 442.976	128,000	8	14618	260 - 269 kW	D	953	329
OM 442.908	130,000	8	15078	210 kW	D	964	377	OM 442.977	128,000	8	14618	250 kW	D	953	329
OM 442.909	130,000	8	15078	210 kW	D	965	379	OM 442.978	128,000	8	14618	250 kW	D	953	329
OM 442.910	130,000	8	15078	213 - 218 kW	D	965	379	OM 442.979	128,000	8	14618	250 kW	D	953	327
OM 442.911	130,000	8	15078	218 kW	D	964	377	OM 442.980	128,000	8	14618	320 kW	D	954	334
OM 442.912	130,000	8	15078	191 kW	D	964	376	OM 442.982	128,000	8	14618	320 - 362 kW	D	953	329
OM 442.913	130,000	8	15078	213 kW	D	964	376	OM 442.983	128,000	8	14618	329 kW	D	954	334
OM 442.914	130,000	8	15078	195 kW	D	965	379	OM 442.984	128,000	8	14618	353 - 362 kW	D	955	338
OM 442.915	130,000	8	15078	218 kW	D	965	379	OM 442.985	128,000	8	14618	320 - 362 kW	D	956	339
OM 442.916	130,000	8	15078	218 kW	D	964	377	OM 442.989	128,000	8	14618	362 kW	D	954	334
OM 442.917	130,000	8	15078	218 kW	D	964	377	OM 442.991	128,000	8	14618	362 kW	D	955	338
OM 442.918	130,000	8	15078	213 - 218 kW	D	964	377	OM 442.992	128,000	8	14618	320 - 362 kW	D	953	329
OM 442.919	130,000	8	15078	213 - 218 kW	D	964	377	OM 442.993	128,000	8	14618	362 kW	D	955	336
OM 442.920	130,000	8	15078	195 kW	D	964	377	OM 442.994	128,000	8	14618	362 kW	D	955	336
OM 442.921	130,000	8	15078	195 kW	D	965	379	OM 442.995	128,000	8	14618	320 kW	D	953	329
OM 442.922	130,000	8	15078	195 kW	D	965	379	OM 442.996	128,000	8	14618	370 kW	D	953	329
OM 442.923	130,000	8	15078	210 kW	D	964	377	OM 442.997	128,000	8	14618	370 kW	D	954	334
OM 442.924	130,000	8	15078	210 kW	D	964	377	OM 442.998	128,000	8	14618	370 kW	D	953	329
OM 442.925	130,000	8	15078	213 kW	D	964	377	OM 442.999	128,000	8	14618	370 kW	D	956	340
OM 442.926	130,000	8	15078	213 kW	D	964	377	OM 443.900	130,000	10	18848	331 kW	D	964	377
OM 442.927	130,000	8	15078	213 kW	D	964	377	OM 443.901	128,000	10	18273	331 kW	D	956	341
OM 442.928	130,000	8	15078	213 kW	D	964	377	OM 443.905	130,000	10	18848	271 kW	D	964	377
OM 442.929	130,000	8	15078	213 kW	D	964	377	OM 443.906	130,000	10	18848	271 kW	D	965	381
OM 442.930	130,000	8	15078	213 kW	D	964	377	OM 443.908	130,000	10	18848	271 kW	D	965	381
OM 442.931	130,000	8	15078	195 kW	D	965	380	OM 443.909	130,000	10	18848	271 kW	D	965	381
OM 442.932	130,000	8	15078	195 kW	D	964	377	OM 443.940	128,000	10	18273	340 kW	D	956	342
OM 442.933	130,000	8	15078	195 kW	D	964	377	OM 443.980	128,000	10	18273	412 kW	D	956	341
OM 442.934	130,000	8	15078	195 kW	D	964	377	OM 444.901.400	128,000	12	21927	344 - 422 kW	D	954	331
OM 442.935	130,000	8	15078	195 kW	D	964	377	OM 444.901.500	128,000	12	21927	385 - 846 kW	D	954	333
OM 442.939	130,000	8	15078	213 - 218 kW	D	964	377	OM 444.901.501	128,000	12	21927	385 - 846 kW	D	957	344
OM 442.940	128,000	8	14618	260 kW	D	953	327	OM 444.901.502	128,000	12	21927	385 - 846 kW	D	957	344
OM 442.941	128,000	8	14618	269 kW	D	955	336	OM 444.901.504	128,000	12	21927	385 - 846 kW	D	957	345
OM 442.942	128,000	8	14618	260 - 269 kW	D	955	335	OM 444.901.505	128,000	12	21927	385 - 846 kW	D	957	345
OM 442.943	128,000	8	14618	269 kW	D	955	336	OM 444.901.506	128,000	12	21927	385 - 846 kW	D	957	345
OM 442.944	128,000	8	14618	260 - 269 kW	D	955	335	OM 444.901.508	128,000	12	21927	385 - 846 kW	D	957	344
OM 442.945	128,000	8	14618	269 kW	D	955	335	OM 444.901.520	128,000	12	21927	385 - 846 kW	D	957	344
OM 442.946	128,000	8	14618	266 kW	D	955	336	OM 444.901.521	128,000	12	21927	385 - 846 kW	D	957	344
OM 442.950	128,000	8	14618	260 - 269 kW	D	955	335	OM 444.901	128,000	12	21927	344 - 422 kW	D	957	343
OM 442.951	128,000	8	14618	320 kW	D	955	335	OM 445.920	128,000	6	10964	250 kW	D	955	335
OM 442.952	128,000	8	14618	260 - 269 kW	D	955	336	OM 445.921	128,000	6	10964	250 kW	D	955	336
OM 442.953	128,000	8	14618	320 - 329 kW	D	955	335	OM 445.922	128,000	6	10964	250 kW	D	955	336
OM 442.954	128,000	8	14618	269 kW	D	955	336	OM 445.923	128,000	6	10964	250 kW	D	955	336
OM 442.955	128,000	8	14618	269 kW	D	955	336	OM 445.924	128,000	6	10964	180 kW	D	955	335
OM 442.957	128,000	8	14618	266 - 269 kW	D	955	336	OM 445.925	128,000	6	10964	180 kW	D	955	335
OM 442.958	128,000	8	14618	260 - 269 kW	D	955	336	OM 445.926	128,000	6	10964	200 kW	D	955	335

ENGINE			ccm	kW			1 POS	ENGINE			ccm	kW			1 POS
OM 445.927	128,000	6	10964	200 kW	D	955	335	OM 447.956	128,000	6	11967	184 kW	D	953	329
OM 445.929	128,000	6	10964	230 kW	D	955	335	OM 447.957	128,000	6	11967	184 kW	D	953	329
OM 445.930	128,000	6	10964	230 kW	D	955	335	OM 447.958	128,000	6	11967	184 kW	D	953	329
OM 445.931	128,000	6	10964	230 kW	D	955	336	OM 447.959	128,000	6	11967	184 kW	D	953	329
OM 445.933	128,000	6	10964	200 kW	D	955	335	OM 447.960	128,000	6	11967	184 kW	D	953	329
OM 445.934	128,000	6	10964	250 kW	D	955	335	OM 447.968	128,000	6	11967	235 - 251 kW	D	954	334
OM 445.935	128,000	6	10964	213 kW	D	955	335	OM 447.970	128,000	6	11967	157 kW	D	953	329
OM 445.936	128,000	6	10964	200 kW	D	955	336	OM 447.971	128,000	6	11967	184 kW	D	953	329
OM 445.937	128,000	6	10964	230 kW	D	955	336	OM 447.972	128,000	6	11967	220 kW	D	953	329
OM 445.938	128,000	6	10964	180 kW	D	955	336	OM 447.973	128,000	6	11967	157 kW	D	953	329
OM 445.939	128,000	6	10964	250 kW	D	955	336	OM 447.974	128,000	6	11967	184 kW	D	953	329
OM 445.940	128,000	6	10964	200 kW	D	955	336	OM 447.975	128,000	6	11967	220 kW	D	953	329
OM 445.941	128,000	6	10964	180 kW	D	955	336	OM 447.976	128,000	6	11967	184 kW	D	953	329
OM 446.920	128,000	8	14618	390 kW	D	955	335	OM 447.977	128,000	6	11967	220 kW	D	953	329
OM 446.922	128,000	8	14618	320 kW	D	955	336	OM 447.978	128,000	6	11967	184 kW	D	953	329
OM 446.923	128,000	8	14618	320 kW	D	956	340	OM 447.979	128,000	6	11967	220 kW	D	953	329
OM 446.924	128,000	8	14618	280 kW	D	955	335	OM 447.980	128,000	6	11967	220 kW	D	953	329
OM 446.925	128,000	8	14618	280 kW	D	955	335	OM 447.981	128,000	6	11967	220 kW	D	954	334
OM 446.926	128,000	8	14618	280 kW	D	955	335	OM 447.982	128,000	6	11967	220 kW	D	953	329
OM 446.927	128,000	8	14618	280 kW	D	955	335	OM 447.983	128,000	6	11967	220 kW	D	953	329
OM 446.928	128,000	8	14618	280 kW	D	955	336	OM 447.984	128,000	6	11967	220 kW	D	954	334
OM 446.929	128,000	8	14618	280 kW	D	955	336	OM 447.985	128,000	6	11967	220 kW	D	954	334
OM 446.930	128,000	8	14618	280 kW	D	955	336	OM 447.986	128,000	6	11967	220 kW	D	953	329
OM 446.931	128,000	8	14618	280 kW	D	955	336	OM 447.987	128,000	6	11967	220 kW	D	954	334
OM 446.932	128,000	8	14618	390 kW	D	955	336	OM 447.988	128,000	6	11967	220 kW	D	953	329
OM 446.933	128,000	8	14618	390 kW	D	955	335	OM 447.990	128,000	6	11967	184 kW	D	953	329
OM 446.934	128,000	8	14618	280 kW	D	955	335	OM 447.991	128,000	6	11967	220 kW	D	953	329
OM 446.935	128,000	8	14618	320 kW	D	955	336	OM 447.992	128,000	6	11967	184 kW	D	953	329
OM 446.936	128,000	8	14618	320 kW	D	955	336	OM 447.993	128,000	6	11967	220 kW	D	953	329
OM 446.938	128,000	8	14618	280 kW	D	955	335	OM 447.994	128,000	6	11967	220 kW	D	953	329
OM 446.939	128,000	8	14618	320 kW	D	955	336	OM 447.995	128,000	6	11967	184 kW	D	953	329
OM 446.940	128,000	8	14618	320 kW	D	955	335	OM 447.996	128,000	6	11967	184 kW	D	953	329
OM 446.941	128,000	8	14618	320 kW	D	955	336	OM 447.998	128,000	6	11967	220 kW	D	953	329
OM 446.942	128,000	8	14618	320 kW	D	955	336	OM 447.999	128,000	6	11967	220 kW	D	953	329
OM 446.943	128,000	8	14618	320 kW	D	955	336	OM 457.907	128,000	6	11967	300 - 315 kW	D	958	348
OM 446.944	128,000	8	14618	320 kW	D	954	332	OM 457.910	128,000	6	11967	260 - 323 kW	D	958	349
OM 446.945	128,000	8	14618	390 kW	D	955	336	OM 457.911	128,000	6	11967	254 kW	D	958	348
OM 446.946	128,000	8	14618	390 kW	D	955	335	OM 457.914	128,000	6	11967	250 kW	D	958	350
OM 446.947	128,000	8	14618	390 kW	D	954	332	OM 457.915	128,000	6	11967	265 kW	D	958	350
OM 446.948	128,000	8	14618	320 kW	D	955	336	OM 457.916	128,000	6	11967	265 kW	D	958	350
OM 447.900	128,000	6	11967	147 kW	D	954	330	OM 457.917	128,000	6	11967	260 - 315 kW	D	958	350
OM 447.902	128,000	6	11967	184 kW	D	953	329	OM 457.918	128,000	6	11967	260 - 315 kW	D	958	351
OM 447.905	128,000	6	11967	150 - 177 kW	D	957	346	OM 457.919	128,000	6	11967	315 kW	D	948	300
OM 447.906	128,000	6	11967	177 - 184 kW	D	957	346	OM 457.920	128,000	6	11967	280 kW	D	948	300
OM 447.907	128,000	6	11967	177 - 184 kW	D	957	346	OM 457.922	128,000	6	11967	320 - 325 kW	D	948	300
OM 447.908	128,000	6	11967	177 - 184 kW	D	954	330	OM 457.923	128,000	6	11967	280 kW	D	948	300
OM 447.910	128,000	6	11967	177 - 184 kW	D	954	330	OM 457.924	128,000	6	11967	280 kW	D	948	300
OM 447.911	128,000	6	11967	150 - 157 kW	D	954	330	OM 457.925	128,000	6	11967	265 kW	D	948	300
OM 447.912	128,000	6	11967	184 kW	D	954	330	OM 457.926	128,000	6	11967	265 kW	D	959	352
OM 447.913	128,000	6	11967	150 - 157 kW	D	957	346	OM 457.927	128,000	6	11967	295 kW	D	958	350
OM 447.914	128,000	6	11967	150 - 157 kW	D	954	330	OM 457.928	128,000	6	11967	280 kW	D	948	300
OM 447.915	128,000	6	11967	185 kW	D	957	347	OM 457.929	128,000	6	11967	265 kW	D	948	300
OM 447.916	128,000	6	11967	185 kW	B	957	347	OM 457.931	128,000	6	11967	280 kW	D	948	300
OM 447.947	128,000	6	11967	220 kW	D	953	329	OM 457.932	128,000	6	11967	265 kW	D	948	300
OM 447.948	128,000	6	11967	220 kW	D	953	329	OM 457.933	128,000	6	11967	260 kW	D	958	350
OM 447.949	128,000	6	11967	157 kW	D	954	334	OM 457.934	128,000	6	11967	220 kW	D	958	350
OM 447.950	128,000	6	11967	206 kW	D	954	334	OM 457.935	128,000	6	11967	185 kW	D	958	350
OM 447.951	128,000	6	11967	206 kW	D	953	329	OM 457.936	128,000	6	11967	300 kW	D	948	300
OM 447.952	128,000	6	11967	206 kW	D	953	329	OM 457.937	128,000	6	11967	260 - 315 kW	D	959	353
OM 447.953	128,000	6	11967	206 kW	D	953	329	OM 457.938	128,000	6	11967	300 kW	D	958	350
OM 447.954	128,000	6	11967	184 kW	D	953	329	OM 457.939	128,000	6	11967	260 kW	D	948	300
OM 447.955	128,000	6	11967	184 kW	D	953	329	OM 457.940	128,000	6	11967	260 kW	D	948	300



# MERCEDES-BENZ

ENGINE			ccm	kW			1 POS	ENGINE			ccm	kW			1 POS
OM 457.941	128,000	6	11967	185 - 300 kW	D	958	351	OM 460.915	128,000	6	12816	261 - 276 kW	D	958	350
OM 457.942	128,000	6	11967	185 - 260 kW	D	958	351	OM 460.916	128,000	6	12816	261 - 276 kW	D	958	350
OM 457.943	128,000	6	11967	185 - 260 kW	D	959	354	OM 460.917	128,000	6	12816	306 - 336 kW	D	961	362
OM 457.944	128,000	6	11967	260 - 315 kW	D	959	353	OM 460.918	128,000	6	12816	261 - 276 kW	D	958	350
OM 457.945	128,000	6	11967	260 kW	D	960	355	OM 460.919	128,000	6	12816	306 - 336 kW	D	958	350
OM 457.946	128,000	6	11967	220 kW	D	948	300	OM 460.920	128,000	6	12816	306 - 336 kW	D	961	362
OM 457.947	128,000	6	11967	260 - 315 kW	D	958	351	OM 460.921	128,000	6	12816	306 - 336 kW	D	958	350
OM 457.948	128,000	6	11967	260 - 315 kW	D	958	350	OM 460.922	128,000	6	12816	261 - 276 kW	D	958	350
OM 457.949	128,000	6	11967	220 kW	D	948	300	OM 460.923	128,000	6	12816	306 - 336 kW	D	958	350
OM 457.950	128,000	6	11967	220 - 260 kW	D	960	356	OM 460.925	128,000	6	12816	306 - 336 kW	D	958	350
OM 457.951	128,000	6	11967	260 kW	D	958	350	OM 460.926	128,000	6	12816	306 - 336 kW	D	961	363
OM 457.952	128,000	6	11967	220 - 300 kW	D	958	350	OM 460.927	128,000	6	12816	306 - 336 kW	D	961	363
OM 457.953	128,000	6	11967	260 - 315 kW	D	958	350	OM 460.929	128,000	6	12816	306 - 336 kW	D	958	350
OM 457.954	128,000	6	11967	220 - 260 kW	D	958	350	OM 460.931	128,000	6	12816	306 - 336 kW	D	958	350
OM 457.955	128,000	6	11967	260 - 315 kW	D	958	350	OM 460.932	128,000	6	12816	261 - 278 kW	D	961	363
OM 457.956	128,000	6	11967	260 - 315 kW	D	959	353	OM 460.933	128,000	6	12816	306 - 336 kW	D	961	363
OM 457.957	128,000	6	11967	260 - 315 kW	D	958	350	OM 460.934	128,000	6	12816	261 - 278 kW	D	961	363
OM 457.958	128,000	6	11967	230 - 315 kW	D	960	356	OM 460.935	128,000	6	12816	306 - 336 kW	D	961	363
OM 457.959	128,000	6	11967	220 - 260 kW	D	960	356	OM 460.936	128,000	6	12816	261 - 276 kW	D	961	363
OM 457.960	128,000	6	11967	260 - 315 kW	D	958	351	OM 460.937	128,000	6	12816	261 - 276 kW	D	961	363
OM 457.961	128,000	6	11967	260 - 355 kW	D	958	350	OM 460.938	128,000	6	12816	306 - 336 kW	D	961	363
OM 457.962	128,000	6	11967	260 - 315 kW	D	948	300	OM 460.939	128,000	6	12816	261 - 276 kW	D	960	358
OM 457.964	128,000	6	11967	220 - 260 kW	D	958	350	OM 460.940	128,000	6	12816	306 - 336 kW	D	960	358
OM 457.965	128,000	6	11967	220 - 300 kW	D	958	350	OM 460.941	128,000	6	12816	261 - 276 kW	D	960	358
OM 457.966	128,000	6	11967	220 - 260 kW	D	958	350	OM 460.942	128,000	6	12816	306 - 336 kW	D	960	358
OM 457.967	128,000	6	11967	220 - 260 kW	D	960	355	OM 460.943	128,000	6	12816	261 - 276 kW	D	960	358
OM 457.968	128,000	6	11967	265 - 315 kW	D	960	355	OM 460.944	128,000	6	12816	306 - 336 kW	D	960	358
OM 457.969	128,000	6	11967	265 kW	D	960	355	OM 460.945	128,000	6	12816	261 - 276 kW	D	960	358
OM 457.970	128,000	6	11967	315 kW	D	960	357	OM 460.946	128,000	6	12816	306 - 336 kW	D	960	358
OM 457.973	128,000	6	11967	220 - 260 kW	D	960	358	OM 460.947	128,000	6	12816	261 - 276 kW	D	960	358
OM 457.974	128,000	6	11967	220 - 300 kW	D	960	358	OM 460.948	128,000	6	12816	306 - 336 kW	D	960	358
OM 457.975	128,000	6	11967	260 kW	D	960	358	OM 460.949	128,000	6	12816	261 - 276 kW	D	960	358
OM 457.976	128,000	6	11967	260 - 335 kW	D	960	358	OM 460.950	128,000	6	12816	315 - 350 kW	D	961	363
OM 457.977	128,000	6	11967	220 - 260 kW	D	960	358	OM 460.951	128,000	6	12816	315 - 360 kW	D	961	363
OM 457.980	128,000	6	11967	260 - 315 kW	D	960	359	OM 460.953	128,000	6	12816	315 - 390 kW	D	960	358
OM 457.981	128,000	6	11967	260 - 315 kW	D	960	358	OM 460.960	128,000	6	12816	306 kW	D	958	350
OM 457.982	128,000	6	11967	295 - 315 kW	D	961	360	OM 460.961	128,000	6	12816	306 - 324 kW	D	960	358
OM 457.983	128,000	6	11967	335 kW	D	961	360	OM 460.970	128,000	6	12816	261 - 338 kW	D	958	350
OM 457.984	128,000	6	11967	265 kW	D	961	360	OM 460.971	128,000	6	12816	261 - 338 kW	D	958	350
OM 457.985	128,000	6	11967	260 kW	D	961	360	OM 460.972	128,000	6	12816	265 - 350 kW	D	960	358
OM 457	128,000	6	11967	295 - 315 kW	D	948	301	OM 460.974	128,000	6	12816	261 - 375 kW	D	962	364
OM 458.960	128,000	6	11967	260 kW	D	961	361	OM 460.975	128,000	6	12816	261 - 338 kW	D	962	365
OM 458.970	128,000	6	11967	295 kW	D	961	361	OM 460.976	128,000	6	12816	261 - 338 kW	D	962	365
OM 458.980	128,000	6	11967	335 kW	D	961	361	OM 460.977	128,000	6	12816	261 - 338 kW	D	962	365
OM 458.990	128,000	6	11967	220 - 260 kW	D	960	358	OM 460.978	128,000	6	12816	261 - 338 kW	D	962	365
OM 458.991	128,000	6	11967	295 - 375 kW	D	960	358	OM 460.979	128,000	6	12816	261 - 338 kW	D	962	365
OM 458.992	128,000	6	11967	265 - 375 kW	D	960	358	OM 460.980	128,000	6	12816	261 - 338 kW	D	962	365
OM 460.900	128,000	6	12816	324 kW	D	958	350	OM 460.981	128,000	6	12816	261 - 338 kW	D	962	365
OM 460.901	128,000	6	12816	261 kW	D	958	350	OM 460.982	128,000	6	12816	324 - 336 kW	D	962	366
OM 460.902	128,000	6	12816	276 kW	D	958	350	OM 460.983	128,000	6	12816	324 - 336 kW	D	962	366
OM 460.903	128,000	6	12816	276 kW	D	958	350	OM 460.984	128,000	6	12816	335 - 375 kW	D	961	360
OM 460.904	128,000	6	12816	306 kW	D	958	350	OM 460.989	128,000	6	12816	330 - 375 kW	D	962	364
OM 460.905	128,000	6	12816	306 kW	D	958	350	OM 466.900	128,000	6	11967	175 - 265 kW	D	962	367
OM 460.906	128,000	6	12816	261 - 276 kW	D	961	362	OM 470.903	125,000	6	10677	240 - 315 kW	D	947	299
OM 460.907	128,000	6	12816	336 kW	D	958	350	OM 470.904	125,000	6	10677	240 - 335 kW	D	947	299
OM 460.908	128,000	6	12816	261 - 336 kW	D	958	350	OM 470.906	125,000	6	10677	240 - 375 kW	D	947	299
OM 460.909	128,000	6	12816	261 - 276 kW	D	958	350	OM 470.907	125,000	6	10677	240 - 335 kW	D	947	299
OM 460.910	128,000	6	12816	261 - 276 kW	D	958	350	OM 470.908	125,000	6	10677	240 - 335 kW	D	947	299
OM 460.911	128,000	6	12816	306 - 336 kW	D	958	350	OM 470.910	125,000	6	10677	240 - 335 kW	D	947	299
OM 460.912	128,000	6	12816	261 - 276 kW	D	958	350	OM 470.913	125,000	6	10677	240 - 335 kW	D	947	299
OM 460.913	128,000	6	12816	306 - 336 kW	D	958	350	OM 470.914	125,000	6	10677	240 - 335 kW	D	947	299
OM 460.914	128,000	6	12816	306 - 336 kW	D	958	350	OM 470.915	125,000	6	10677	240 - 335 kW	D	947	299



ENGINE	Ø	ccm	kW	POS	ENGINE	Ø	ccm	kW	POS						
OM 470.917	125,000	6	10677	240 - 335 kW	D	947	299	OM 476.971	128,000	6	11967	264 kW	D	953	329
OM 470.921	125,000	6	10677	240 - 335 kW	D	947	299	OM 476.972	128,000	6	11967	264 kW	D	953	329
OM 470.922	125,000	6	10677	240 - 335 kW	D	947	299	OM 476.973	128,000	6	11967	264 kW	D	953	329
OM 470.923	125,000	6	10677	240 - 335 kW	D	947	299	OM 476.977	128,000	6	11967	264 kW	D	953	329
OM 470.928	125,000	6	10677	240 - 335 kW	D	947	299	OM 476.978	128,000	6	11967	264 kW	D	953	329
OM 471.900	132,000	6	12809	310 - 375 kW	D	970	397	OM 476.979	128,000	6	11967	264 kW	D	953	329
OM 471.901	132,000	6	12809	310 - 375 kW	D	970	398	OM 476.980	128,000	6	11967	257 kW	D	953	329
OM 471.902	132,000	6	12809	315 - 375 kW	D	970	397	OM 476.981	128,000	6	11967	257 kW	D	953	329
OM 471.903	132,000	6	12809	310 - 375 kW	D	970	397	OM 476.982	128,000	6	11967	257 kW	D	953	329
OM 471.905	132,000	6	12809	306 - 375 kW	D	970	398	OM 476.983	128,000	6	11967	257 - 260 kW	D	953	329
OM 471.906	132,000	6	12809	310 - 375 kW	D	970	397	OM 476.985	128,000	6	11967	261 kW	D	955	336
OM 471.909	132,000	6	12809	310 - 375 kW	D	970	397	OM 476.988	128,000	6	11967	257 kW	D	953	329
OM 471.910	132,000	6	12809	310 - 375 kW	D	970	398	OM 476.991	128,000	6	11967	257 kW	D	953	329
OM 471.911	132,000	6	12809	310 - 375 kW	D	970	398	OM 476.992	128,000	6	11967	257 kW	D	954	333
OM 471.913	132,000	6	12809	310 - 375 kW	D	970	398	OM 476.999	128,000	6	10965	159 kW	D	963	371
OM 471.914	132,000	6	12809	310 - 375 kW	D	970	398	OM 481.902	128,000	6	10965	159 kW	D	963	372
OM 471.915	132,000	6	12809	310 - 375 kW	D	970	398	OM 481.904	128,000	6	10964	159 kW	D	963	371
OM 471.917	132,000	6	12809	310 - 375 kW	D	970	398	OM 482.912	128,000	8	14618	206 kW	D	963	372
OM 471.919	132,000	6	12809	310 - 375 kW	D	970	399	OM 482.930	128,000	8	14618	206 kW	D	963	371
OM 471.920	132,000	6	12809	310 - 375 kW	D	970	400	OM 482.940	128,000	8	14618	269 kW	D	953	329
OM 471.927	132,000	6	12809	310 - 375 kW	D	970	398	OM 482.941	128,000	8	14618	269 kW	D	953	329
OM 471.932	132,000	6	12809	306 - 375 kW	D	970	398	OM 485.980	128,000	5	9973	221 kW	D	963	373
OM 471.933	132,000	6	12809	310 - 375 kW	D	970	398	OM 489.960	128,000	5	9973	155 kW	D	964	374
OM 471.934	132,000	6	12809	310 - 375 kW	D	970	398	OM 489.961	128,000	5	9973	184 kW	D	964	374
OM 471.935	132,000	6	12809	310 - 375 kW	D	970	398	OM 492.900	128,000	8	14618	184 - 276 kW	D	964	375
OM 472.900	139,000	6	14841	335 - 512 kW	D	970	401	OM 521.940	130,000	6	11946	315 kW	D	966	382
OM 472.901	139,000	6	14841	335 - 512 kW	D	970	401	OM 521.946	130,000	6	11946	315 kW	D	966	383
OM 472.902	139,000	6	14841	335 - 512 kW	D	970	401	OM 521.950	130,000	6	11946	260 kW	D	966	382
OM 472.903	139,000	6	14841	335 - 512 kW	D	970	401	OM 521.951	130,000	6	11946	335 kW	D	966	384
OM 472.904	139,000	6	14841	335 - 512 kW	D	970	401	OM 521.952	130,000	6	11946	430 kW	D	966	385
OM 472.906	139,000	6	14841	335 - 512 kW	D	970	401	OM 521.954	130,000	6	11946	600 kW	D	966	383
OM 472.907	139,000	6	14841	335 - 512 kW	D	970	401	OM 522.940	130,000	8	15928	420 kW	D	966	384
OM 472.908	139,000	6	14841	335 - 512 kW	D	970	401	OM 522.941	130,000	8	15928	413 kW	D	966	382
OM 472.909	139,000	6	14841	335 - 512 kW	D	970	401	OM 522.942	130,000	8	15928	362 kW	D	966	382
OM 473.900	139,000	6	15569	380 - 460 kW	D	970	401	OM 522.943	130,000	8	15928	362 kW	D	966	382
OM 473.903	139,000	6	15569	425 - 460 kW	D	970	401	OM 522.950	130,000	8	15928	530 kW	D	966	382
OM 473.905	139,000	6	15569	425 - 460 kW	D	970	401	OM 541.920	130,000	6	11946	230 kW	D	967	386
OM 473.909	139,000	6	15569	380 - 460 kW	D	970	401	OM 541.921	130,000	6	11946	315 kW	D	967	386
OM 473.919	139,000	6	15569	380 - 460 kW	D	970	401	OM 541.922	130,000	6	11946	260 kW	D	967	386
OM 475.907	128,000	5	9973	221 kW	D	953	329	OM 541.923	130,000	6	11946	290 - 300 kW	D	967	386
OM 475.950	128,000	5	9973	184 kW	D	953	329	OM 541.924	130,000	6	11946	290 kW	D	967	386
OM 475.951	128,000	5	9973	184 kW	D	953	329	OM 541.925	130,000	6	11946	315 kW	D	967	386
OM 475.952	128,000	5	9973	184 kW	D	953	329	OM 541.926	130,000	6	11946	230 kW	D	967	386
OM 475.953	128,000	5	9973	184 kW	D	953	329	OM 541.927	130,000	6	11946	260 kW	D	967	386
OM 475.954	128,000	5	9973	184 kW	D	953	329	OM 541.928	130,000	6	11946	315 kW	D	967	387
OM 475.974	128,000	5	9973	205 kW	D	956	340	OM 541.940	130,000	6	11946	230 - 235 kW	D	967	386
OM 475.976	128,000	5	9973	205 kW	D	956	340	OM 541.941	130,000	6	11946	230 - 235 kW	D	967	386
OM 475.977	128,000	5	9973	205 kW	D	956	340	OM 541.942	130,000	6	11946	260 - 265 kW	D	967	386
OM 475.978	128,000	5	9973	235 kW	D	956	340	OM 541.943	130,000	6	11946	260 - 265 kW	D	967	386
OM 475.979	128,000	5	9973	235 kW	D	962	368	OM 541.944	130,000	6	11946	290 - 300 kW	D	967	386
OM 475.982	128,000	5	9973	221 kW	D	955	336	OM 541.945	130,000	6	11946	290 - 300 kW	D	967	386
OM 475.984	128,000	5	9973	224 kW	D	963	369	OM 541.946	130,000	6	11946	315 - 320 kW	D	967	386
OM 475.985	128,000	5	9973	224 kW	D	963	369	OM 541.947	130,000	6	11946	315 - 320 kW	D	967	386
OM 475.986	128,000	5	9973	184 kW	D	963	369	OM 541.948	130,000	6	11946	335 - 355 kW	D	967	387
OM 475.989	128,000	5	9973	221 kW	D	963	369	OM 541.949	130,000	6	11946	335 - 355 kW	D	967	387
OM 475.991	128,000	5	9973	184 kW	D	963	369	OM 541.950	130,000	6	11946	260 - 300 kW	D	967	386
OM 475.994	128,000	5	9973	184 kW	D	963	370	OM 541.951	130,000	6	11946	230 - 235 kW	D	967	386
OM 475.997	128,000	5	9973	184 - 224 kW	D	963	369	OM 541.952	130,000	6	11946	230 - 260 kW	D	967	386
OM 475.998	128,000	5	9973	184 kW	D	963	369	OM 541.953	130,000	6	11946	320 kW	D	966	385
OM 476.916	128,000	6	11967	213 - 246 kW	D	953	329	OM 541.955	130,000	6	11946	235 kW	D	967	388
OM 476.917	128,000	6	11967	287 - 310 kW	D	951	320	OM 541.956	130,000	6	11946	300 kW	D	967	388
OM 476.950	128,000	6	11967	215 kW	D	953	329	OM 541.957	130,000	6	11946	300 kW	D	967	388
								OM 541.959	130,000	6	11946	300 kW	D	966	385





# MERCEDES-BENZ

ENGINE			ccm	kW			1 POS	ENGINE			ccm	kW			1 POS
OM 541.960	130,000	6	11946	240 kW	D	968	389	OM 601.921	87,000	4	2197	54 kW	D	887	54
OM 541.970	130,000	6	11946	235 kW	D	967	386	OM 601.940	89,000	4	2299	58 - 60 kW	D	896	97
OM 541.971	130,000	6	11946	235 kW	D	966	384	OM 601.941	89,000	4	2299	58 - 60 kW	D	896	97
OM 541.972	130,000	6	11946	265 kW	D	968	390	OM 601.942	89,000	4	2299	58 kW	D	896	97
OM 541.973	130,000	6	11946	265 kW	D	966	384	OM 601.943	89,000	4	2299	58 - 60 kW	D	896	97
OM 541.974	130,000	6	11946	300 kW	D	968	390	OM 601.970	89,000	4	2299	72 kW	D	896	98
OM 541.975	130,000	6	11946	300 kW	D	966	384	OM 602.911	87,000	5	2497	66 - 69 kW	D	888	57
OM 541.976	130,000	6	11946	320 kW	D	968	390	OM 602.912	87,000	5	2497	66 - 69 kW	D	888	57
OM 541.977	130,000	6	11946	320 kW	D	966	384	OM 602.930	87,000	5	2497	62 - 69 kW	D	888	57
OM 541.978	130,000	6	11946	350 kW	D	968	390	OM 602.931	87,000	5	2497	69 kW	D	888	57
OM 541.979	130,000	6	11946	350 kW	D	966	384	OM 602.938	87,000	5	2497	68 kW	D	888	57
OM 541.980	130,000	6	11946	335 kW	D	967	386	OM 602.939	87,000	5	2497	68 kW	D	888	57
OM 541.981	130,000	6	11946	335 kW	D	966	384	OM 602.940	89,000	5	2874	70 - 72 kW	D	897	99
OM 541.982	130,000	6	11946	355 kW	D	968	391	OM 602.941	89,000	5	2874	65 - 70 kW	D	897	99
OM 541.990	130,000	6	11946	300 kW	D	966	385	OM 602.942	89,000	5	2874	70 - 72 kW	D	897	99
OM 541.991	130,000	6	11946	300 kW	D	966	385	OM 602.946	89,000	5	2874	70 kW	D	897	99
OM 541.992	130,000	6	11946	320 kW	D	966	385	OM 602.947	89,000	5	2874	70 - 72 kW	D	897	99
OM 541.993	130,000	6	11946	320 kW	D	966	385	OM 602.948	89,000	5	2874	71 kW	D	897	99
OM 541.994	130,000	6	11946	335 kW	D	966	385	OM 602.961	87,000	5	2497	90 - 93 kW	D	888	58
OM 541.995	130,000	6	11946	335 kW	D	968	392	OM 602.962	87,000	5	2497	90 - 93 kW	D	888	58
OM 541.996	130,000	6	11946	235 kW	D	966	385	OM 602.980	89,000	5	2874	75 - 90 kW	D	897	100
OM 541.997	130,000	6	11946	235 kW	D	966	385	OM 602.981	89,000	5	2874	85 - 90 kW	D	897	101
OM 541.998	130,000	6	11946	265 kW	D	966	385	OM 602.982	89,000	5	2874	95 kW	D	897	102
OM 541.999	130,000	6	11946	265 kW	D	966	385	OM 602.983	89,000	5	2874	88 kW	D	897	100
OM 542.920	130,000	8	15928	390 kW	D	967	386	OM 602.984	89,000	5	2874	90 kW	D	897	102
OM 542.921	130,000	8	15928	350 kW	D	967	386	OM 602.985	89,000	5	2874	90 kW	D	897	102
OM 542.922	130,000	8	15928	420 kW	D	969	393	OM 602.986	89,000	5	2874	75 - 90 kW	D	897	100
OM 542.923	130,000	8	15928	420 kW	D	967	386	OM 602.989	89,000	5	2874	85 - 90 kW	D	897	101
OM 542.924	130,000	8	15928	420 kW	D	967	387	OM 602.990	87,000	5	2497	63 kW	D	888	57
OM 542.925	130,000	8	15928	350 kW	D	967	386	OM 602.991	89,000	5	2874	70 kW	D	897	103
OM 542.926	130,000	8	15928	390 kW	D	967	386	OM 602.993	87,000	5	2497	93 kW	D	888	58
OM 542.940	130,000	8	15928	350 - 375 kW	D	967	386	OM 602.994	89,000	5	2874	72 kW	D	897	99
OM 542.941	130,000	8	15928	370 kW	D	967	386	OM 602.995	89,000	5	2874	72 kW	D	898	104
OM 542.942	130,000	8	15928	390 - 395 kW	D	967	386	OM 603.912	87,000	6	2996	80 - 83 kW	D	888	59
OM 542.943	130,000	8	15928	390 - 395 kW	D	967	386	OM 603.913	87,000	6	2996	80 - 83 kW	D	888	59
OM 542.944	130,000	8	15928	420 - 425 kW	D	967	386	OM 603.931	87,000	6	2996	83 kW	D	888	59
OM 542.945	130,000	8	15928	420 - 425 kW	D	967	386	OM 603.950	87,000	6	2996	100 - 105 kW	D	888	60
OM 542.946	130,000	8	15928	370 - 480 kW	D	966	385	OM 603.960	87,000	6	2996	100 - 108 kW	D	889	61
OM 542.947	130,000	8	15928	390 - 420 kW	D	967	386	OM 603.961	87,000	6	2996	107 - 110 kW	D	889	61
OM 542.948	130,000	8	15928	320 - 370 kW	D	967	386	OM 603.962	87,000	6	2996	105 kW	D	889	62
OM 542.956	130,000	8	15928	448 kW	D	968	390	OM 603.963	87,000	6	2996	105 - 108 kW	D	889	61
OM 542.957	130,000	8	15928	448 kW	D	968	390	OM 603.970	89,000	6	3449	100 kW	D	898	105
OM 542.958	130,000	8	15928	450 kW	D	968	390	OM 603.971	89,000	6	3449	100 - 110 kW	D	898	105
OM 542.960	130,000	8	15928	375 kW	D	967	386	OM 603.972	89,000	6	3449	100 kW	D	898	105
OM 542.961	130,000	8	15928	375 kW	D	966	384	OM 604.910	89,000	4	2155	55 - 70 kW	D	898	106
OM 542.962	130,000	8	15928	405 kW	D	968	390	OM 604.912	89,000	4	2155	55 - 70 kW	D	898	107
OM 542.963	130,000	8	15928	405 kW	D	966	384	OM 604.915	87,000	4	1997	65 - 85 kW	D	889	63
OM 542.964	130,000	8	15928	440 kW	D	968	390	OM 604.917	87,000	4	1997	65 kW	D	889	64
OM 542.965	130,000	8	15928	440 kW	D	966	384	OM 605.910	87,000	5	2497	83 kW	D	890	65
OM 542.966	130,000	8	15928	350 - 370 kW	D	966	384	OM 605.911	87,000	5	2497	83 kW	D	890	65
OM 542.968	130,000	8	15928	480 kW	D	967	388	OM 605.912	87,000	5	2497	83 kW	D	890	65
OM 542.969	130,000	8	15928	480 kW	D	967	388	OM 605.960	87,000	5	2497	110 kW	D	890	65
OM 542.970	130,000	8	15928	448 kW	D	966	384	OM 605.962	87,000	5	2497	110 kW	D	890	66
OM 542.971	130,000	8	15928	448 kW	D	966	384	OM 606.910	87,000	6	2996	100 kW	D	890	65
OM 542.972	130,000	8	15928	405 - 480 kW	D	966	385	OM 606.912	87,000	6	2996	100 kW	D	890	67
OM 542.975	130,000	8	15928	450 kW	D	966	384	OM 606.961	87,000	6	2996	130 kW	D	891	68
OM 542.976	130,000	8	15928	370 - 480 kW	D	966	385	OM 606.962	87,000	6	2996	130 kW	D	890	66
OM 601.900	89,000	4	2299	62 kW	D	896	97	OM 606.964	87,000	6	2996	130 kW	D	890	66
OM 601.911	87,000	4	1997	53 - 55 kW	D	887	54	OM 607.951 (K9K)	76,000	4	1461	55 - 81 kW	D	880	8
OM 601.912	87,000	4	1997	53 - 55 kW	D	887	54	OM 608.915 (K9K)	76,000	4	1461	55 - 85 kW	D	880	9
OM 601.913	87,000	4	1997	55 kW	D	887	55	OM 611.960	88,000	4	2151	75 - 92 kW	D	892	75
OM 601.915	87,000	4	1997	55 kW	D	888	56	OM 611.961	88,000	4	2148	75 - 105 kW	D	892	75











ENGINE		ccm	kW			1 POS	ENGINE		ccm	kW			1 POS		
OM 611.962	88,000	4	2148	75 - 105 kW	D	892	76	OM 616.933	91,000	4	2404	44 kW	D	902	124
OM 611.980	88,000	4	2148	60 - 90 kW	D	892	77	OM 616.934	91,000	4	2404	48 kW	D	902	124
OM 611.981	88,000	4	2148	80 - 95 kW	D	892	77	OM 616.936	90,900	4	2399	53 kW	D	901	119
OM 611.983	88,000	4	2151	80 - 95 kW	D	892	78	OM 616.937	90,900	4	2399	48 - 53 kW	D	901	119
OM 611.987	88,000	4	2148	60 kW	D	892	77	OM 616.938	90,900	4	2399	53 kW	D	901	119
OM 611A (60 kW CDI)	88,000	4	2148	60 kW	D	892	79	OM 616.939	90,900	4	2399	53 kW	D	901	119
OM 611LA (75 kW CDI)	88,000	4	2148	75 kW	D	892	79	OM 616.940	90,900	4	2399	53 kW	D	901	119
OM 612.961	88,000	5	2685	120 - 125 kW	D	893	80	OM 616.942	91,000	4	2404	38 kW	D	902	124
OM 612.962	88,000	5	2685	120 - 125 kW	D	893	80	OM 616.943	91,000	4	2404	44 kW	D	902	124
OM 612.963	88,000	5	2685	120 kW	D	893	80	OM 616.944	91,000	4	2404	44 kW	D	902	124
OM 612.965	88,000	5	2685	115 - 120 kW	D	893	80	OM 616.960	90,900	4	2399	53 kW	D	901	121
OM 612.966	88,000	5	2685	115 kW	D	893	80	OM 616.961	91,000	4	2404	53 kW	D	902	125
OM 612.967	88,000	5	2685	120 - 125 kW	D	893	80	OM 616.962	91,000	4	2404	33 - 53 kW	D	902	124
OM 612.981	88,000	5	2685	110 - 115 kW	D	891	71	OM 616.963	90,900	4	2399	41 - 61 kW	D	901	119
OM 612.983	88,000	5	2685	115 kW	D	893	81	OM 617.910	91,000	5	3005	59 kW	D	902	126
OM 612.990	88,000	5	2950	170 kW	D	893	81	OM 617.912	91,000	5	3005	59 - 65 kW	D	902	126
OM 613.960	88,000	6	3222	145 kW	D	893	82	OM 617.913	90,900	5	2998	65 kW	D	901	122
OM 613.961	88,000	6	3226	145 kW	D	893	82	OM 617.919	91,000	5	3005	39 kW	D	902	126
OM 615.910	87,000	4	2197	44 kW	D	891	69	OM 617.931	90,900	5	2998	65 kW	D	901	122
OM 615.911	87,000	4	2197	33 kW	D	891	69	OM 617.932	90,900	5	2998	65 kW	D	901	122
OM 615.912	87,000	4	2197	44 kW	D	891	69	OM 617.933	90,900	5	2998	65 kW	D	901	122
OM 615.913	87,000	4	1988	40 kW	D	891	69	OM 617.950	90,900	5	2998	85 kW	D	901	122
OM 615.914	87,000	4	2197	40 kW	D	891	69	OM 617.951	90,900	5	2998	92 kW	D	901	122
OM 615.915	87,000	4	1988	40 - 44 kW	D	891	69	OM 617.952	90,900	5	2998	92 kW	D	901	122
OM 615.916	87,000	4	2197	40 kW	D	891	70	OM 621.912	87,000	4	1988	40 kW	D	891	69
OM 615.917	87,000	4	2197	44 kW	D	891	69	OM 621.913	87,000	4	1988	36 - 40 kW	D	891	69
OM 615.918	87,000	4	2197	40 kW	D	891	69	OM 621.914	87,000	4	1988	35 kW	D	891	70
OM 615.919	87,000	4	2197	38 - 40 kW	D	891	69	OM 621.915	87,000	4	1988	40 kW	D	891	69
OM 615.930	87,000	4	2197	38 kW	D	891	69	OM 621.916	87,000	4	1988	25 - 29 kW	D	891	69
OM 615.932	87,000	4	2197	44 kW	D	891	69	OM 621.918	87,000	4	1988	40 kW	D	891	69
OM 615.936	87,000	4	2197	37 kW	D	891	69	OM 621.919	87,000	4	1988	40 kW	D	891	69
OM 615.937	87,000	4	2197	44 kW	D	891	69	OM 621.930	87,000	4	1988	40 kW	D	891	69
OM 615.938	87,000	4	2197	44 kW	D	891	69	OM 621.931	87,000	4	1988	29 kW	D	891	69
OM 615.939	87,000	4	2197	44 kW	D	891	69	OM 621.932	87,000	4	1988	40 kW	D	891	69
OM 615.940	87,000	4	1988	40 - 44 kW	D	891	69	OM 622.851	80,000	4	1749	75 - 100 kW	D	880	12
OM 615.941	87,000	4	2197	44 - 49 kW	D	891	69	OM 622.951	80,000	4	1598	65 - 84 kW	D	880	13
OM 615.942	87,000	4	1988	40 kW	D	891	69	OM 626.951	80,000	4	1598	85 - 100 kW	D	880	13
OM 615.943	87,000	4	1988	40 kW	D	891	69	OM 628.960	86,000	8	3996	184 - 191 kW	D	887	51
OM 615.944	87,000	4	1988	40 kW	D	891	69	OM 628.961	86,000	8	3996	191 kW	D	887	51
OM 615.960	87,000	4	1988	44 kW	D	891	69	OM 628.962	86,000	8	3996	184 kW	D	887	51
OM 615.961	87,000	4	1988	44 kW	D	891	69	OM 628.963	86,000	8	3996	184 kW	D	887	51
OM 615.963	87,000	4	1988	43 kW	D	891	69	OM 629.910	86,000	8	3996	231 kW	D	887	51
OM 615.964	87,000	4	1988	40 kW	D	891	69	OM 629.911	86,000	8	3996	235 kW	D	887	51
OM 615.965	87,000	4	1988	40 kW	D	891	69	OM 629.912	86,000	8	3996	225 kW	D	887	51
OM 615.966	87,000	4	1988	40 kW	D	891	69	OM 632.997	90,480	4	2495	77 kW	D	901	117
OM 615.967	87,000	4	1988	40 kW	D	891	69	OM 632.998	90,480	4	2495	85 kW	D	901	117
OM 615.968	87,000	4	1988	40 kW	D	891	69	OM 632.999	90,480	4	2495	70 kW	D	901	117
OM 615.969	87,000	4	1988	40 kW	D	891	69	OM 636.914	75,000	4	1767	25 kW	D	879	7
OM 615.970	87,000	4	1988	43 - 46 kW	D	891	69	OM 636.915	73,500	4	1697	29 kW	D	879	6
OM 616.910	91,000	4	2404	48 - 53 kW	D	902	124	OM 636.930	75,000	4	1767	32 kW	D	879	7
OM 616.911	91,000	4	2404	38 kW	D	902	124	OM 636.931	75,000	4	1767	29 kW	D	879	7
OM 616.912	90,900	4	2399	46 - 53 kW	D	901	119	OM 639.939	83,000	3	1493	50 - 70 kW	D	884	35
OM 616.913	91,000	4	2404	53 kW	D	902	124	OM 640.940	83,000	4	1991	80 kW	D	884	36
OM 616.914	91,000	4	2404	53 kW	D	902	124	OM 640.941	83,000	4	1991	100 - 103 kW	D	884	36
OM 616.915	90,900	4	2399	38 kW	D	901	120	OM 640.942	83,000	4	1991	60 kW	D	884	36
OM 616.916	91,000	4	2404	48 kW	D	902	124	OM 642.820	83,000	6	2987	150 - 170 kW	D	884	36
OM 616.917	90,900	4	2399	48 kW	D	901	119	OM 642.822	83,000	6	2987	165 - 195 kW	D	884	36
OM 616.918	90,900	4	2399	35 - 48 kW	D	901	119	OM 642.824	83,000	6	2987	190 kW	D	883	31
OM 616.919	90,900	4	2399	38 - 48 kW	D	901	119	OM 642.826	83,000	6	2987	179 - 190 kW	D	884	36
OM 616.930	90,900	4	2399	44 kW	D	901	120	OM 642.830	83,000	6	2987	165 - 170 kW	D	884	36
OM 616.931	90,900	4	2399	44 kW	D	901	120	OM 642.832	83,000	6	2987	150 - 170 kW	D	884	36
OM 616.932	91,000	4	2404	44 kW	D	902	124	OM 642.834	83,000	6	2987	195 kW	D	884	36



# MERCEDES-BENZ

ENGINE			ccm	kW			1 POS	ENGINE			ccm	kW			1 POS
OM 642.835	83,000	6	2987	195 kW	D	884	36	OM 648.960	88,000	6	3222	150 kW	D	894	87
OM 642.836	83,000	6	2987	170 kW	D	884	36	OM 648.961	88,000	6	3222	130 - 150 kW	D	894	87
OM 642.838	83,000	6	2987	185 - 195 kW	D	884	36	OM 651.901	83,000	4	1796	80 - 100 kW	D	885	39
OM 642.850	83,000	6	2987	150 - 170 kW	D	884	36	OM 651.911	83,000	4	2143	120 - 150 kW	D	885	40
OM 642.852	83,000	6	2987	170 - 195 kW	D	884	36	OM 651.912	83,000	4	2143	120 - 150 kW	D	885	40
OM 642.853	83,000	6	2987	185 - 195 kW	D	884	36	OM 651.913	83,000	4	2143	88 - 105 kW	D	885	40
OM 642.854	83,000	6	2987	185 - 195 kW	D	884	36	OM 651.916	83,000	4	2143	100 - 125 kW	D	885	40
OM 642.855	83,000	6	2987	190 kW	D	884	36	OM 651.921	83,000	4	2143	100 - 150 kW	D	885	41
OM 642.856	83,000	6	2987	170 kW	D	884	36	OM 651.924	83,000	4	2143	120 - 150 kW	D	885	40
OM 642.858	83,000	6	2987	185 - 195 kW	D	884	36	OM 651.925	83,000	4	2143	100 kW	D	885	40
OM 642.861	83,000	6	2987	190 kW	D	884	36	OM 651.930	83,000	4	2143	80 - 130 kW	D	885	41
OM 642.862	83,000	6	2987	190 kW	D	884	36	OM 651.940	83,000	4	2143	70 - 120 kW	D	885	40
OM 642.864	83,000	6	2987	190 kW	D	883	31	OM 651.950	83,000	4	2143	84 - 140 kW	D	885	41
OM 642.867	83,000	6	2987	185 - 190 kW	D	884	37	OM 651.955	83,000	4	2143	70 - 120 kW	D	885	40
OM 642.868	83,000	6	2987	190 kW	D	884	36	OM 651.956	83,000	4	2143	70 - 120 kW	D	885	40
OM 642.870	83,000	6	2987	140 - 157 kW	D	884	36	OM 651.957	83,000	4	2143	85 - 120 kW	D	885	40
OM 642.872	83,000	6	2987	140 - 195 kW	D	884	36	OM 651.958	83,000	4	2143	84 - 130 kW	D	885	42
OM 642.873	83,000	6	2987	190 kW	D	884	38	OM 651.960	83,000	4	2143	150 - 152 kW	D	885	43
OM 642.884	83,000	6	2987	135 kW	D	884	36	OM 651.961	83,000	4	2143	150 kW	D	885	43
OM 642.886	83,000	6	2987	155 kW	D	884	36	OM 651.980	83,000	4	2143	150 kW	D	885	43
OM 642.887	83,000	6	2987	180 kW	D	884	36	OM 654.820	82,000	4	1992	145 - 200 kW	D	883	27
OM 642.889	83,000	6	2987	190 kW	D	883	31	OM 654.916	78,000	4	1598	90 - 118 kW	D	880	10
OM 642.890	83,000	6	2987	165 kW	D	884	36	OM 654.920	82,000	4	1950	75 - 235 kW	D	883	28
OM 642.896	83,000	6	2987	135 - 140 kW	D	884	36	OM 656.929	82,000	6	2925	183 - 250 kW	D	883	28
OM 642.898	83,000	6	2987	140 - 155 kW	D	884	36	OM 660 DE 8LA	65,500	3	799	30 kW	D	879	3
OM 642.899	83,000	6	2987	140 kW	D	884	36	OM 660.950	65,500	3	799	33 kW	D	879	4
OM 642.910	83,000	6	2987	165 kW	D	884	36	OM 661.911	89,000	4	2299	57 - 58 kW	D	899	108
OM 642.920	83,000	6	2987	140 - 200 kW	D	884	36	OM 661.940	89,000	4	2299	58 kW	D	899	109
OM 642.921	83,000	6	2987	140 - 165 kW	D	884	36	OM 662.911	89,000	5	2874	70 kW	D	899	110
OM 642.930	83,000	6	2987	155 - 173 kW	D	884	36	OM 662.940	89,000	5	2874	70 kW	D	899	111
OM 642.932	83,000	6	2987	155 - 173 kW	D	884	36	OM 662.983	89,000	5	2874	88 kW	D	894	90
OM 642.940	83,000	6	2987	140 - 170 kW	D	884	36	OM 668.914	80,000	4	1689	55 - 67 kW	D	880	14
OM 642.950	83,000	6	2987	140 - 165 kW	D	884	36	OM 668.940	80,000	4	1689	55 - 66 kW	D	881	15
OM 642.960	83,000	6	2987	165 kW	D	884	36	OM 668.941	80,000	4	1689	44 kW	D	881	15
OM 642.961	83,000	6	2987	165 kW	D	884	36	OM 668.942	80,000	4	1689	70 kW	D	881	15
OM 642.970	83,000	6	2987	165 kW	D	884	36	OM 900.910	102,000	4	4249	128 kW	D	932	231
OM 642.975	83,000	6	2987	135 kW	D	884	36	OM 900.911	102,000	4	4249	95 kW	D	932	231
OM 642.986	83,000	6	2987	135 - 140 kW	D	883	31	OM 900.912	102,000	4	4249	115 kW	D	932	231
OM 642.990	83,000	6	2987	150 - 165 kW	D	884	36	OM 900.913	102,000	4	4249	130 kW	D	932	231
OM 642.992	83,000	6	2987	135 - 140 kW	D	884	36	OM 900.915	102,000	4	4249	110 - 115 kW	D	932	231
OM 642.993	83,000	6	2987	135 kW	D	884	36	OM 900.916	102,000	4	4249	110 - 115 kW	D	932	231
OM 646.701	88,000	4	2148	80 - 100 kW	D	893	83	OM 900.917	102,000	4	4249	95 kW	D	932	231
OM 646.811	88,000	4	2148	100 - 125 kW	D	893	84	OM 900.918	102,000	4	4249	115 kW	D	932	231
OM 646.812	88,000	4	2148	100 kW	D	893	84	OM 900.919	102,000	4	4249	130 kW	D	932	231
OM 646.820	88,000	4	2148	100 kW	D	893	84	OM 900.920	102,000	4	4249	115 kW	D	932	231
OM 646.821	88,000	4	2148	100 - 125 kW	D	893	84	OM 900.921	102,000	4	4249	130 kW	D	932	231
OM 646.951	88,000	4	2148	75 - 90 kW	D	893	85	OM 900.922	102,000	4	4249	95 kW	D	933	232
OM 646.961	88,000	4	2148	100 - 110 kW	D	893	85	OM 902.910	102,000	6	6374	187 kW	D	932	231
OM 646.962	88,000	4	2148	75 - 110 kW	D	893	85	OM 902.911	102,000	6	6374	172 kW	D	932	231
OM 646.963	88,000	4	2148	90 - 110 kW	D	893	85	OM 902.912	102,000	6	6374	194 kW	D	932	231
OM 646.966	88,000	4	2148	100 - 110 kW	D	893	85	OM 902.913	102,000	6	6374	175 kW	D	932	231
OM 646.980	88,000	4	2148	70 - 110 kW	D	893	84	OM 902.914	102,000	6	6374	188 kW	D	932	231
OM 646.981	88,000	4	2148	70 kW	D	893	84	OM 902.915	102,000	6	6374	210 kW	D	932	231
OM 646.982	88,000	4	2148	80 - 110 kW	D	893	84	OM 902.916	102,000	6	6374	175 kW	D	932	231
OM 646.983	88,000	4	2148	65 - 80 kW	D	893	84	OM 902.917	102,000	6	6374	188 kW	D	932	231
OM 646.984	88,000	4	2148	65 kW	D	893	84	OM 902.918	102,000	6	6374	210 kW	D	932	231
OM 646.985	88,000	4	2148	80 kW	D	893	84	OM 902.919	102,000	6	6374	157 - 172 kW	D	932	231
OM 646.986	88,000	4	2148	95 - 110 kW	D	893	84	OM 902.920	102,000	6	6374	172 kW	D	932	231
OM 646.989	88,000	4	2148	110 kW	D	893	84	OM 902.921	102,000	6	6374	194 kW	D	932	231
OM 646.990	88,000	4	2148	110 kW	D	893	84	OM 902.922	102,000	6	6374	142 kW	D	932	231
OM 647.961	88,000	5	2685	120 - 130 kW	D	893	86	OM 902.923	102,000	6	6374	175 kW	D	932	231
OM 647.981	88,000	5	2685	60 - 130 kW	D	893	86	OM 902.924	102,000	6	6374	210 kW	D	932	231

ENGINE			ccm	kW			1 POS	ENGINE			ccm	kW			1 POS
OM 902.925	102,000	6	6374	210 kW	D	932	231	OM 904.948	102,000	4	4249	113 kW	D	934	239
OM 902.926	102,000	6	6374	210 kW	D	932	231	OM 904.949	102,000	4	4249	128 - 130 kW	D	934	239
OM 902.927	102,000	6	6374	210 kW	D	932	231	OM 904.950	102,000	4	4249	90 - 110 kW	D	934	239
OM 902.930	102,000	6	6374	175 kW	D	932	231	OM 904.951	102,000	4	4249	130 kW	D	934	239
OM 902.931	102,000	6	6374	188 kW	D	932	231	OM 904.952	102,000	4	4249	130 kW	D	934	239
OM 902.932	102,000	6	6374	210 kW	D	932	231	OM 904.953	102,000	4	4249	110 kW	D	934	239
OM 902.933	102,000	6	6374	175 kW	D	932	231	OM 904.954	102,000	4	4249	128 kW	D	932	231
OM 902.934	102,000	6	6374	210 kW	D	932	231	OM 904.955	102,000	4	4249	110 kW	D	934	239
OM 902.935	102,000	6	6374	170 - 205 kW	D	933	233	OM 904.956	102,000	4	4249	140 - 142 kW	D	932	231
OM 902.936	102,000	6	6374	210 kW	D	932	231	OM 904.957	102,000	4	4249	110 kW	D	932	231
OM 902.937	102,000	6	6374	180 kW	D	933	234	OM 904.959	102,000	4	4249	128 kW	D	934	239
OM 902.938	102,000	6	6374	191 kW	D	933	235	OM 904.961	102,000	4	4249	90 kW	D	934	239
OM 902.939	102,000	6	6374	191 kW	D	933	234	OM 904.962	102,000	4	4249	130 kW	D	932	231
OM 902.960	102,000	6	6374	170 kW	D	933	236	OM 904.964	102,000	4	4249	130 kW	D	934	239
OM 902.961	102,000	6	6374	170 kW	D	933	236	OM 904.965	102,000	4	4249	110 kW	D	934	239
OM 902.970	102,000	6	6374	130 - 205 kW	D	933	237	OM 904.966	102,000	4	4249	110 kW	D	932	231
OM 902.971	102,000	6	6374	205 kW	D	933	237	OM 904.967	102,000	4	4249	130 kW	D	932	231
OM 902.972	102,000	6	6374	205 kW	D	933	237	OM 904.968	102,000	4	4249	130 kW	D	932	231
OM 904.903	102,000	4	4249	112 kW	D	934	238	OM 904.970	102,000	4	4249	110 kW	D	932	231
OM 904.904	102,000	4	4249	75 kW	D	932	231	OM 904.971	102,000	4	4249	129 kW	D	934	240
OM 904.905	102,000	4	4249	90 kW	D	932	231	OM 904.972	102,000	4	4249	130 kW	D	932	231
OM 904.906	102,000	4	4249	100 kW	D	932	231	OM 904.973	102,000	4	4249	130 kW	D	932	231
OM 904.907	102,000	4	4249	125 - 130 kW	D	932	231	OM 904.974	102,000	4	4249	125 kW	D	934	241
OM 904.908	102,000	4	4249	95 - 100 kW	D	932	231	OM 904.975	102,000	4	4249	75 - 110 kW	D	934	240
OM 904.909	102,000	4	4249	90 kW	D	932	231	OM 904.976	102,000	4	4249	130 kW	D	932	231
OM 904.910	102,000	4	4249	100 kW	D	932	231	OM 904.977	102,000	4	4249	110 kW	D	933	234
OM 904.911	102,000	4	4249	125 kW	D	932	231	OM 904.978	102,000	4	4249	130 kW	D	933	234
OM 904.912	102,000	4	4249	134 kW	D	932	231	OM 904.979	102,000	4	4249	112 kW	D	935	242
OM 904.914	102,000	4	4249	100 kW	D	932	231	OM 904.980	102,000	4	4249	130 kW	D	935	243
OM 904.915	102,000	4	4249	90 kW	D	932	231	OM 904.981	102,000	4	4249	110 kW	D	933	234
OM 904.916	102,000	4	4249	100 kW	D	932	231	OM 904.983	102,000	4	4249	130 kW	D	933	236
OM 904.917	102,000	4	4249	95 - 125 kW	D	932	231	OM 904.984	102,000	4	4249	90 - 110 kW	D	933	236
OM 904.918	102,000	4	4249	90 kW	D	932	231	OM 904.985	102,000	4	4249	113 kW	D	933	235
OM 904.919	102,000	4	4249	100 kW	D	932	231	OM 904.986	102,000	4	4249	130 kW	D	933	235
OM 904.920	102,000	4	4249	125 kW	D	932	231	OM 904.987	102,000	4	4249	130 kW	D	935	244
OM 904.921	102,000	4	4249	112 kW	D	932	231	OM 906.910	102,000	6	6374	170 kW	D	934	239
OM 904.922	102,000	4	4249	112 kW	D	934	239	OM 906.911	102,000	6	6374	205 kW	D	932	231
OM 904.923	102,000	4	4249	112 - 115 kW	D	932	231	OM 906.912	102,000	6	6374	194 kW	D	932	231
OM 904.924	102,000	4	4249	100 kW	D	932	231	OM 906.913	102,000	6	6374	172 kW	D	934	239
OM 904.925	102,000	4	4249	112 kW	D	932	231	OM 906.914	102,000	6	6374	157 kW	D	934	239
OM 904.926	102,000	4	4249	113 kW	D	934	239	OM 906.915	102,000	6	6374	170 kW	D	934	239
OM 904.927	102,000	4	4249	110 kW	D	934	239	OM 906.916	102,000	6	6374	205 kW	D	934	239
OM 904.928	102,000	4	4249	130 kW	D	934	239	OM 906.917	102,000	6	6374	170 kW	D	932	231
OM 904.929	102,000	4	4249	125 kW	D	934	239	OM 906.918	102,000	6	6374	180 kW	D	932	231
OM 904.930	102,000	4	4249	100 kW	D	934	239	OM 906.919	102,000	6	6374	180 kW	D	934	239
OM 904.931	102,000	4	4249	135 kW	D	934	239	OM 906.920	102,000	6	6374	170 - 172 kW	D	934	239
OM 904.932	102,000	4	4249	142 - 147 kW	D	932	231	OM 906.921	102,000	6	6374	205 kW	D	934	239
OM 904.933	102,000	4	4249	128 kW	D	934	239	OM 906.922	102,000	6	6374	170 kW	D	934	239
OM 904.934	102,000	4	4249	134 kW	D	934	239	OM 906.923	102,000	6	6374	205 kW	D	934	239
OM 904.935	102,000	4	4249	134 kW	D	932	231	OM 906.924	102,000	6	6374	170 kW	D	932	231
OM 904.936	102,000	4	4249	110 kW	D	934	239	OM 906.925	102,000	6	6374	170 kW	D	934	239
OM 904.937	102,000	4	4249	142 kW	D	934	239	OM 906.926	102,000	6	6374	205 kW	D	934	239
OM 904.938	102,000	4	4249	125 kW	D	932	231	OM 906.927	102,000	6	6374	170 kW	D	934	239
OM 904.939	102,000	4	4249	128 kW	D	932	231	OM 906.928	102,000	6	6374	205 kW	D	934	239
OM 904.940	102,000	4	4249	113 kW	D	932	231	OM 906.929	102,000	6	6374	172 kW	D	934	239
OM 904.941	102,000	4	4249	112 kW	D	934	239	OM 906.930	102,000	6	6374	205 kW	D	934	239
OM 904.942	102,000	4	4249	130 kW	D	934	239	OM 906.931	102,000	6	6374	170 kW	D	934	239
OM 904.943	102,000	4	4249	112 kW	D	934	239	OM 906.932	102,000	6	6374	172 kW	D	932	231
OM 904.944	102,000	4	4249	90 kW	D	932	231	OM 906.933	102,000	6	6374	209 kW	D	932	231
OM 904.945	102,000	4	4249	125 kW	D	932	231	OM 906.934	102,000	6	6374	209 kW	D	934	239
OM 904.946	102,000	4	4249	90 - 110 kW	D	934	239	OM 906.935	102,000	6	6374	170 kW	D	934	239
OM 904.947	102,000	4	4249	130 kW	D	934	239	OM 906.936	102,000	6	6374	172 kW	D	932	231





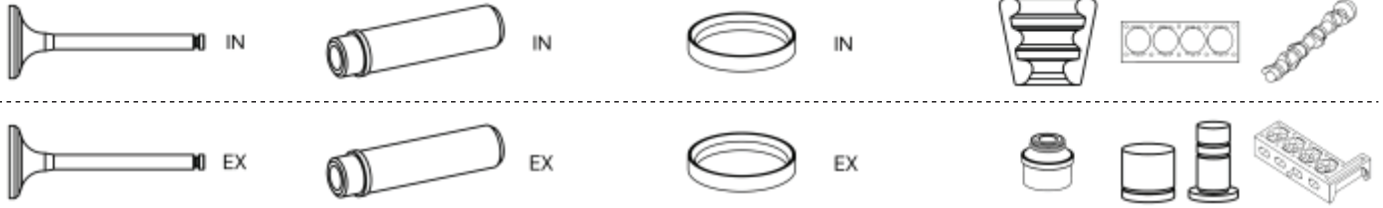
# MERCEDES-BENZ

ENGINE			ccm	kW			1 POS	ENGINE			ccm	kW			1 POS
OM 906.937	102,000	6	6374	170 kW	D	934	239	OM 907.980	102,000	4	4249	100 kW	D	934	239
OM 906.938	102,000	6	6374	205 kW	D	932	231	OM 907.990	102,000	4	4249	125 kW	D	934	239
OM 906.939	102,000	6	6374	180 kW	D	934	239	OM 909.900	102,000	6	6374	170 kW	D	934	239
OM 906.940	102,000	6	6374	170 kW	D	934	239	OM 909.901	102,000	6	6374	205 kW	D	934	239
OM 906.941	102,000	6	6374	205 kW	D	934	239	OM 909.910	102,000	6	6374	170 kW	D	934	239
OM 906.944	102,000	6	6374	142 kW	D	934	239	OM 909.911	102,000	6	6374	170 kW	D	934	239
OM 906.945	102,000	6	6374	157 kW	D	932	231	OM 909.920	102,000	6	6374	205 kW	D	934	239
OM 906.946	102,000	6	6374	187 kW	D	934	239	OM 909.921	102,000	6	6374	205 kW	D	934	239
OM 906.947	102,000	6	6374	191 - 194 kW	D	932	231	OM 909.960	102,000	6	6374	170 kW	D	934	239
OM 906.948	102,000	6	6374	224 kW	D	934	239	OM 909.970	102,000	6	6374	205 kW	D	934	239
OM 906.949	102,000	6	6374	180 kW	D	934	239	OM 909.971	102,000	6	6374	205 kW	D	934	239
OM 906.950	102,000	6	6374	205 kW	D	934	239	OM 923.910	106,000	4	4801	130 kW	D	937	254
OM 906.951	102,000	6	6374	170 kW	D	934	239	OM 924.910	106,000	4	4801	160 kW	D	937	255
OM 906.952	102,000	6	6374	205 kW	D	934	239	OM 924.911	106,000	4	4801	160 kW	D	937	255
OM 906.953	102,000	6	6374	205 kW	D	932	231	OM 924.912	106,000	4	4801	160 kW	D	937	255
OM 906.954	102,000	6	6374	172 kW	D	932	231	OM 924.913	106,000	4	4801	160 kW	D	937	256
OM 906.955	102,000	6	6374	205 kW	D	934	239	OM 924.914	106,000	4	4801	160 kW	D	937	257
OM 906.956	102,000	6	6374	209 kW	D	932	231	OM 924.915	106,000	4	4801	142 - 160 kW	D	937	255
OM 906.957	102,000	6	6374	142 kW	D	934	239	OM 924.916	106,000	4	4801	160 kW	D	937	255
OM 906.958	102,000	6	6374	157 kW	D	934	239	OM 924.917	106,000	4	4801	142 kW	D	937	255
OM 906.959	102,000	6	6374	157 kW	D	932	231	OM 924.919	106,000	4	4801	160 kW	D	937	255
OM 906.960	102,000	6	6374	205 kW	D	934	239	OM 924.920	106,000	4	4801	160 kW	D	937	257
OM 906.961	102,000	6	6374	205 kW	D	934	239	OM 924.922	106,000	4	4801	160 kW	D	937	257
OM 906.962	102,000	6	6374	180 kW	D	934	239	OM 924.923	106,000	4	4801	160 kW	D	937	257
OM 906.963	102,000	6	6374	180 kW	D	934	239	OM 924.924	106,000	4	4801	160 kW	D	937	257
OM 906.964	102,000	6	6374	170 - 180 kW	D	934	239	OM 924.925	106,000	4	4801	142 kW	D	937	257
OM 906.965	102,000	6	6374	205 kW	D	934	239	OM 924.927	106,000	4	4801	160 kW	D	938	258
OM 906.966	102,000	6	6374	172 kW	D	932	231	OM 924.928	106,000	4	4801	160 kW	D	938	259
OM 906.967	102,000	6	6374	209 kW	D	932	231	OM 924.929	106,000	4	4801	142 kW	D	937	257
OM 906.968	102,000	6	6374	172 - 187 kW	D	934	239	OM 924.930	106,000	4	4801	136 - 160 kW	D	938	260
OM 906.970	102,000	6	6374	191 - 209 kW	D	932	231	OM 924.931	106,000	4	4801	160 kW	D	938	260
OM 906.971	102,000	6	6374	170 - 180 kW	D	932	231	OM 924.932	106,000	4	4801	145 kW	D	938	260
OM 906.973	102,000	6	6374	170 kW	D	935	243	OM 924.933	106,000	4	4801	142 kW	D	937	257
OM 906.974	102,000	6	6374	209 kW	D	932	231	OM 924.934	106,000	4	4801	95 - 150 kW	D	938	261
OM 906.975	102,000	6	6374	180 kW	D	932	231	OM 924.935	106,000	4	4801	115 kW	D	938	262
OM 906.976	102,000	6	6374	209 kW	D	932	231	OM 924.936	106,000	4	4801	95 - 150 kW	D	939	263
OM 906.977	102,000	6	6374	209 kW	D	932	231	OM 924.937	106,000	4	4801	95 - 150 kW	D	939	263
OM 906.978	102,000	6	6374	142 - 157 kW	D	934	239	OM 924.938	106,000	4	4801	115 - 160 kW	D	939	264
OM 906.979	102,000	6	6374	172 - 187 kW	D	934	239	OM 924.940	106,000	4	4801	160 kW	D	937	253
OM 906.980	102,000	6	6374	194 - 209 kW	D	934	239	OM 924.941	106,000	4	4801	82 - 125 kW	D	937	253
OM 906.981	102,000	6	6374	224 kW	D	934	239	OM 924.942	106,000	4	4801	98 - 148 kW	D	937	253
OM 906.982	102,000	6	6374	170 kW	D	934	239	OM 924.981	106,000	4	4801	136 kW	D	939	265
OM 906.983	102,000	6	6374	180 kW	D	932	231	OM 924.982	106,000	4	4801	153 kW	D	937	253
OM 906.985	102,000	6	6374	180 kW	D	932	231	OM 924.985	106,000	4	4801	136 kW	D	937	253
OM 906.986	102,000	6	6374	205 kW	D	932	231	OM 924.986	106,000	4	4801	160 kW	D	939	266
OM 906.988	102,000	6	6374	180 kW	D	932	231	OM 924.987	106,000	4	4801	142 kW	D	937	253
OM 906.990	102,000	6	6374	180 - 191 kW	D	935	245	OM 924.988	106,000	4	4801	142 kW	D	939	263
OM 906.991	102,000	6	6374	130 - 205 kW	D	935	242	OM 924.989	106,000	4	4801	136 kW	D	939	263
OM 906.992	102,000	6	6374	180 kW	D	935	246	OM 924.990	106,000	4	4801	115 kW	D	939	265
OM 906.993	102,000	6	6374	205 kW	D	935	246	OM 924.991	106,000	4	4801	115 kW	D	937	253
OM 906.994	102,000	6	6374	205 kW	D	935	246	OM 924.993	106,000	4	4801	115 kW	D	937	253
OM 906.995	102,000	6	6374	206 kW	D	935	245	OM 924.994	106,000	4	4801	136 kW	D	937	253
OM 906.998	102,000	6	6374	191 kW	D	936	247	OM 924.995	106,000	4	4801	136 kW	D	937	253
OM 906.998	102,000	6	6374	172 - 194 kW	D	933	233	OM 924.996	106,000	4	4801	153 kW	D	937	253
OM 906.999	102,000	6	6374	172 - 194 kW	D	936	248	OM 924.997	106,000	4	4801	135 - 136 kW	D	937	253
OM 907.910	102,000	4	4249	75 kW	D	934	239	OM 924.998	106,000	4	4801	153 kW	D	937	253
OM 907.920	102,000	4	4249	90 kW	D	934	239	OM 924.999	106,000	4	4801	115 kW	D	939	265
OM 907.930	102,000	4	4249	100 kW	D	934	239	OM 925.920	106,000	6	7201	175 - 210 kW	D	939	267
OM 907.940	102,000	4	4249	125 kW	D	934	239	OM 925.960	106,000	6	7201	240 kW	D	939	268
OM 907.941	102,000	4	4249	125 kW	D	934	239	OM 926.910	106,000	6	7201	240 kW	D	937	257
OM 907.960	102,000	4	4249	75 kW	D	934	239	OM 926.911	106,000	6	7201	240 kW	D	937	257
OM 907.970	102,000	4	4249	90 kW	D	934	239	OM 926.912	106,000	6	7201	240 kW	D	937	257

# MERCEDES-BENZ



ENGINE	$\varnothing$	ccm	kW	POS	1	ENGINE	$\varnothing$	ccm	kW	POS	1				
OM 926.913	106,000	6	7201	240 kW	D	937	255	OM 926.993	106,000	6	7201	175 kW	D	937	253
OM 926.914	106,000	6	7201	240 kW	D	937	255	OM 926.994	106,000	6	7201	210 kW	D	937	253
OM 926.915	106,000	6	7201	240 kW	D	937	255	OM 926.995	106,000	6	7201	175 kW	D	937	253
OM 926.916	106,000	6	7201	240 kW	D	937	255	OM 926.996	106,000	6	7201	188 - 210 kW	D	939	263
OM 926.917	106,000	6	7201	240 kW	D	937	255	OM 926.997	106,000	6	7201	225 kW	D	937	253
OM 926.918	106,000	6	7201	215 kW	D	940	269	OM 926.998	106,000	6	7201	175 kW	D	937	253
OM 926.919	106,000	6	7201	240 kW	D	937	255	OM 926.999	106,000	6	7201	225 - 228 kW	D	937	253
OM 926.920	106,000	6	7201	209 - 224 kW	D	937	255	OM 934.911	110,000	4	5132	115 - 130 kW	D	941	278
OM 926.921	106,000	6	7201	240 kW	D	937	255	OM 934.912	110,000	4	5132	115 - 170 kW	D	941	278
OM 926.924	106,000	6	7201	240 kW	D	937	255	OM 934.913	110,000	4	5132	155 - 170 kW	D	941	278
OM 926.925	106,000	6	7201	215 - 220 kW	D	940	269	OM 934.914	110,000	4	5132	115 - 170 kW	D	941	278
OM 926.926	106,000	6	7201	225 kW	D	937	255	OM 934.971	110,000	4	5132	115 - 130 kW	D	941	278
OM 926.927	106,000	6	7201	187 kW	D	937	255	OM 934.972	110,000	4	5132	170 kW	D	941	278
OM 926.928	106,000	6	7201	187 - 209 kW	D	937	255	OM 934.974	110,000	4	5132	170 kW	D	941	278
OM 926.929	106,000	6	7201	220 - 240 kW	D	937	257	OM 934.976	110,000	4	5132	115 - 170 kW	D	941	278
OM 926.930	106,000	6	7201	225 kW	D	937	255	OM 934.978	110,000	4	5132	115 - 170 kW	D	941	278
OM 926.932	106,000	6	7201	225 kW	D	937	255	OM 936.910	110,000	6	7698	175 - 220 kW	D	941	278
OM 926.933	106,000	6	7201	225 kW	D	940	270	OM 936.912	110,000	6	7698	175 - 220 kW	D	941	278
OM 926.934	106,000	6	7201	240 kW	D	937	255	OM 936.913	110,000	6	7698	175 - 260 kW	D	941	278
OM 926.935	106,000	6	7201	240 kW	D	937	257	OM 936.915	110,000	6	7698	220 - 260 kW	D	941	278
OM 926.936	106,000	6	7201	240 kW	D	937	253	OM 936.916	110,000	6	7698	235 - 260 kW	D	941	278
OM 926.937	106,000	6	7201	240 kW	D	937	255	OM 936.917	110,000	6	7698	175 - 260 kW	D	941	278
OM 926.938	106,000	6	7201	205 kW	D	937	255	OM 936.919	110,000	6	7698	220 - 260 kW	D	941	278
OM 926.939	106,000	6	7201	210 kW	D	937	255	OM 936.971	110,000	6	7698	200 - 220 kW	D	941	278
OM 926.940	106,000	6	7201	220 - 240 kW	D	938	259	OM 936.972	110,000	6	7698	220 - 260 kW	D	941	278
OM 926.941	106,000	6	7201	205 kW	D	937	255	OM 936.973	110,000	6	7698	220 kW	D	941	278
OM 926.942	106,000	6	7201	224 kW	D	940	271	OM 936.975	110,000	6	7698	175 - 260 kW	D	941	278
OM 926.944	106,000	6	7201	175 - 240 kW	D	940	270	OM 936.977	110,000	6	7698	175 - 260 kW	D	941	278
OM 926.945	106,000	6	7201	240 kW	D	940	269	OM 936.980	110,000	6	7698	220 - 260 kW	D	941	278
OM 926.946	106,000	6	7201	210 - 240 kW	D	936	250	OM 941.910	130,000	6	11946	230 kW	D	967	386
OM 926.947	106,000	6	7201	240 kW	D	938	260	OM 941.920	130,000	6	11946	260 kW	D	967	386
OM 926.948	106,000	6	7201	240 kW	D	940	272	OM 941.921	130,000	6	11946	260 kW	D	967	386
OM 926.949	106,000	6	7201	210 kW	D	939	268	OM 941.923	130,000	6	11946	260 kW	D	969	394
OM 926.950	106,000	6	7201	194 kW	D	937	255	OM 941.924	130,000	6	11946	260 kW	D	969	394
OM 926.951	106,000	6	7201	225 kW	D	940	273	OM 941.925	130,000	6	11946	260 kW	D	969	394
OM 926.952	106,000	6	7201	240 kW	D	937	253	OM 941.929	130,000	6	11946	290 kW	D	967	386
OM 926.959	106,000	6	7201	175 - 240 kW	D	938	258	OM 941.930	130,000	6	11946	300 kW	D	967	386
OM 926.960	106,000	6	7201	175 - 240 kW	D	937	256	OM 941.940	130,000	6	11946	315 kW	D	967	386
OM 926.961	106,000	6	7201	175 - 240 kW	D	937	256	OM 941.960	130,000	6	11946	230 kW	D	967	386
OM 926.963	106,000	6	7201	175 - 240 kW	D	937	256	OM 941.970	130,000	6	11946	260 kW	D	967	386
OM 926.968	106,000	6	7201	225 kW	D	941	274	OM 941.980	130,000	6	11946	290 kW	D	967	386
OM 926.969	106,000	6	7201	225 - 240 kW	D	941	275	OM 941.981	130,000	6	11946	290 - 315 kW	D	967	386
OM 926.970	106,000	6	7201	175 - 240 kW	D	939	263	OM 941.990	130,000	6	11946	315 kW	D	967	386
OM 926.971	106,000	6	7201	175 - 240 kW	D	939	263	OM 941.991	130,000	6	11946	260 - 315 kW	D	966	385
OM 926.972	106,000	6	7201	175 - 240 kW	D	939	263	OM 941.992	130,000	6	11946	265 - 350 kW	D	966	385
OM 926.973	106,000	6	7201	175 kW	D	938	262	OM 942.900	130,000	8	15928	350 kW	D	969	395
OM 926.974	106,000	6	7201	188 kW	D	941	276	OM 942.910	130,000	8	15928	350 kW	D	969	396
OM 926.975	106,000	6	7201	175 kW	D	941	276	OM 942.911	130,000	8	15928	350 kW	D	969	396
OM 926.976	106,000	6	7201	188 kW	D	938	262	OM 942.912	130,000	8	15928	350 kW	D	969	396
OM 926.985	106,000	6	7201	175 - 225 kW	D	941	277	OM 942.925	130,000	8	15928	400 kW	D	969	396
OM 926.986	106,000	6	7201	178 - 247 kW	D	941	277	OM 942.930	130,000	8	15928	420 kW	D	969	396
OM 926.987	106,000	6	7201	175 kW	D	937	253	OM 942.960	130,000	8	15928	350 kW	D	969	396
OM 926.988	106,000	6	7201	188 kW	D	937	253	OM 942.967	130,000	8	15928	370 - 380 kW	D	966	384
OM 926.989	106,000	6	7201	210 kW	D	937	253	OM 942.970	130,000	8	15928	390 kW	D	969	396
OM 926.990	106,000	6	7201	240 kW	D	939	263	OM 942.980	130,000	8	15928	420 kW	D	969	396
OM 926.991	106,000	6	7201	188 kW	D	937	253	OM 942.990	130,000	8	15928	330 - 448 kW	D	969	396
OM 926.992	106,000	6	7201	225 kW	D	937	253								



## 92,400 mm

1

M 256.925 ,

915097-8

Ø 6,00

## 63,500 mm

2

M 160 E6AL B03 , M 160 E6AL B04 , M 160 E6AL B05 ,

851015-3

30,10 x 6,00 x 89,20 x 45°

L-6

861014-3

25,10 x 6,00 x 89,20 x 45°

915097-8

Ø 6,00

## 65,500 mm

3

OM 660 DE 8LA ,

881020-4

11,55 x 6,00 x 34,50 | IN | EX

915097-8

Ø 6,00

## 65,500 mm

4

OM 660.950 ,

881020-4

11,55 x 6,00 x 34,50 | IN | EX

861020-3

25,40 x 6,00 x 91,40 x 45°

915097-8

Ø 6,00

## 72,200 mm

5

M 200.711 ,

853879-4

26,50 x 5,50 x 100,80 x 45°

863880-4

23,50 x 5,50 x 101,70 x 30°

## 73,500 mm

6

OM 636.915 ,

851001-4

32,00 x 9,00 x 136,00 x 45°

881039-4

14,00 x 9,00 x 68,00 | IN

861002-4

29,00 x 9,00 x 135,00 x 45°

881040-4

14,03 x 9,00 x 63,00 | EX

## 75,000 mm

7

OM 636.914 , OM 636.930 , OM 636.931 ,

851001-4

32,00 x 9,00 x 136,00 x 45°

881039-4

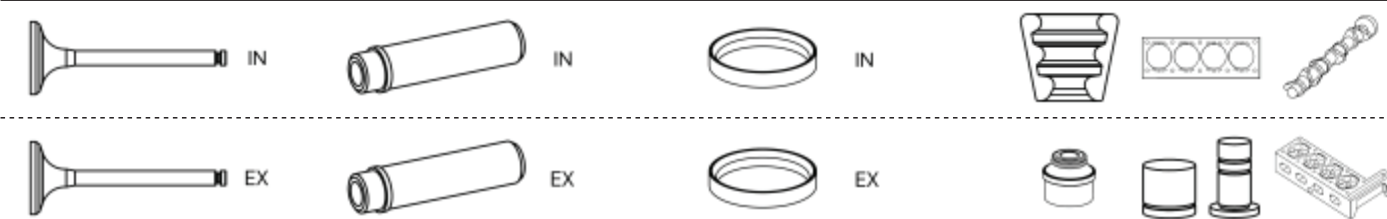
14,00 x 9,00 x 68,00 | IN

861002-4

29,00 x 9,00 x 135,00 x 45°

881040-4

14,03 x 9,00 x 63,00 | EX



**76,000 mm** **8**

OM 607.951 (K9K) ,

**853867-4** **M-6**

33,50 x 6,00 x 101,90 x 45°

**863868-4** **915097-8**

29,00 x 6,00 x 100,80 x 45° Ø 6,00

**76,000 mm** **9**

OM 608.915 (K9K) ,

**M-6**

**915097-8**

Ø 6,00

**78,000 mm** **10**

OM 654.916 ,

**M-6**

**915097-8**

Ø 6,00

**80,000 mm** **11**

M 166.940 , M 166.960 , M 166.961 ,

**851209-4** **881073-4**

40,10 x 6,00 x 102,95 x 45° 12,57 x 6,00 x 37,50 | IN

**881110-4**

12,56 x 7,00 x 37,50 | IN

**861210-4** **881074-4** **915097-8**

34,10 x 7,00 x 102,70 x 45° 12,57 x 7,00 x 37,50 | EX Ø 6,00

**80,000 mm** **12**

OM 622.851 ,

**915097-8**

Ø 6,00

**80,000 mm** **13**

OM 622.951 , OM 626.951 ,

**853873-4** **M-6**

23,50 x 6,00 x 104,10 x 45°

**863874-4** **915097-8**

23,40 x 6,00 x 104,10 x 45° Ø 6,00

**80,000 mm** **14**

OM 668.914 ,

**851009-4** **881001-4**

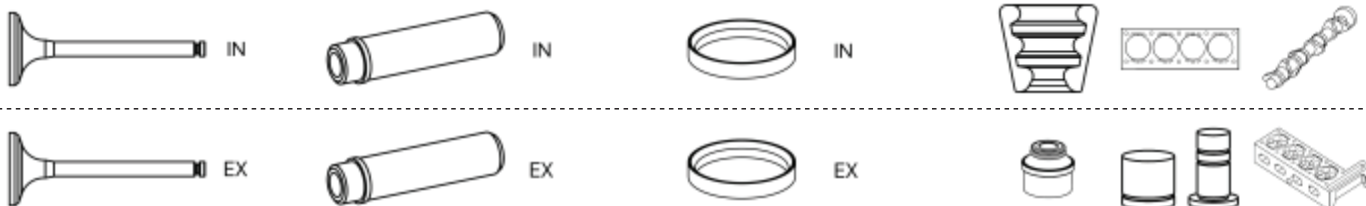
29,70 x 6,00 x 105,00 x 45° 11,57 x 6,00 x 47,50 | IN

**861010-4** **881002-4** **915097-8** **973801-8**

24,70 x 7,00 x 105,00 x 45° 11,57 x 7,00 x 47,50 | EX Ø 6,00 Hydro







<b>82,000 mm</b>	<b>21</b>
------------------	-----------

M 127.981 ,

<b>881087-4</b>	
14,035 x 9,00 x 55,00   IN	

<b>82,000 mm</b>	<b>22</b>
------------------	-----------

M 271.820 , M 271.860 , M 271.861 ,

<b>851223-4</b>	<b>880724-4</b>	<b>M-6</b>
32,20 x 6,00 x 105,50 x 45°	12,55 x 6,00 x 43,40   IN   EX	
<b>861224-4</b>		<b>915097-8</b>
28,10 x 6,00 x 109,30 x 45°		Ø 6,00

<b>82,000 mm</b>	<b>23</b>
------------------	-----------

M 271.910 , M 271.950 , M 271.952 , M 271.954 ,

<b>851215-4</b>	<b>M-6</b>
30,60 x 6,00 x 105,50 x 45°	
<b>861216-4</b>	<b>915097-8</b>
27,10 x 6,00 x 109,30 x 45°	Ø 6,00

<b>82,000 mm</b>	<b>24</b>
------------------	-----------

M 271.911 , M 271.951 , M 271.957 , M 271.958 ,

<b>851215-4</b>	<b>880724-4</b>	<b>M-6</b>
30,60 x 6,00 x 105,50 x 45°	12,55 x 6,00 x 43,40   IN   EX	
<b>861216-4</b>		<b>915097-8</b>
27,10 x 6,00 x 109,30 x 45°		Ø 6,00

<b>82,000 mm</b>	<b>25</b>
------------------	-----------

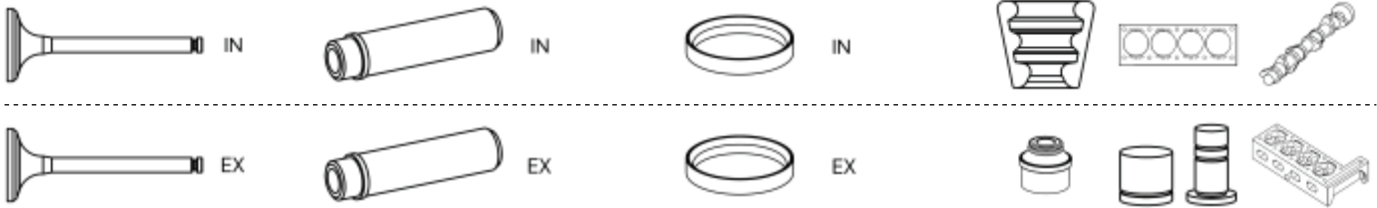
M 271.921 , M 271.940 , M 271.941 , M 271.944 , M 271.946 , M 271.948 , M 271.955 , M 271.956 ,

<b>851215-4</b>	<b>M-6</b>
30,60 x 6,00 x 105,50 x 45°	
<b>851217-4</b>	
30,60 x 7,00 x 105,50 x 45°	
<b>861216-4</b>	<b>915097-8</b>
27,10 x 6,00 x 109,30 x 45°	Ø 6,00
<b>861218-4</b>	
27,10 x 7,00 x 109,30 x 45°	

<b>82,000 mm</b>	<b>26</b>
------------------	-----------

M 271.942 ,

<b>851215-4</b>	<b>M-6</b>
30,60 x 6,00 x 105,50 x 45°	
<b>851217-4</b>	
30,60 x 7,00 x 105,50 x 45°	
<b>861216-4</b>	
27,10 x 6,00 x 109,30 x 45°	
<b>861218-4</b>	
27,10 x 7,00 x 109,30 x 45°	



**82,000 mm**

**27**

M 275.950 , M 275.951 , M 275.953 , M 275.954 , M 285.950 , OM 654.820 ,

**915097-8**

Ø 6,00

**82,000 mm**

**28**

OM 654.920 , OM 656.929 ,

**M-6**

**915097-8**

**973801-8**

Ø 6,00

Hydro

**82,600 mm**

**29**

M 275.980 , M 275.981 , M 275.982 , M 275.983 , M 277.980 , M 279.980 , M 279.981 , M 279.982 ,

**915097-8**

Ø 6,00

**82,900 mm**

**30**

M 103.940 , M 103.941 , M 103.942 , M 103.943 ,

**881083-6**

14,05 x 8,00 x 42,00 | IN | EX

**881108-4**

14,05 x 8,00 x 42,00 | IN

**R-8**

**861048-6**

35,10 x 9,00 x 111,00 x 45°

**881071-6**

14,05 x 9,00 x 48,00 | EX

**911003-8**

Ø 8,00

**881109-4**

14,05 x 9,00 x 48,00 | EX

**911004-8**

Ø 8,00

**83,000 mm**

**31**

M 133.980 , M 139.980 , M 176.980 , M 177.980 , M 178.980 , M 256.930 , OM 642.824 , OM 642.864 , OM 642.889 , OM 642.986 ,

**915097-8**

Ø 6,00

**83,000 mm**

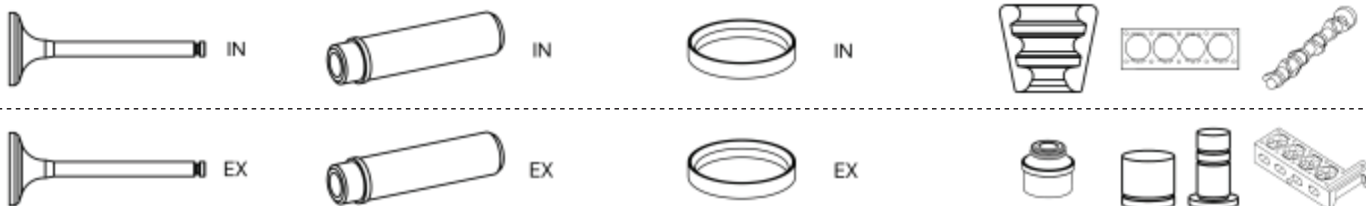
**32**

M 260.920 , M 264.920 , M 270.910 , M 270.920 ,

**M-6**

**915097-8**

Ø 6,00



## 83,000 mm

33

M 266.920 , M 266.940 , M 266.960 , M 266.980 ,

**851207-4**

43,05 x 6,00 x 102,95 x 45°

**881073-4**

12,57 x 6,00 x 37,50 | IN

**881110-4**

12,56 x 7,00 x 37,50 | IN

**881074-4**

12,57 x 7,00 x 37,50 | EX

**915097-8**

Ø 6,00

## 83,000 mm

34

M 274.910 , M 274.920 ,

**M-6**

**915097-8**

Ø 6,00

**973801-8**

Hydro

## 83,000 mm

35

OM 639.939 ,

**851073-3**

28,50 x 6,00 x 102,30 x 45°

**881020-4**

11,55 x 6,00 x 34,50 | IN | EX

**M-6**

**915097-8**

Ø 6,00

## 83,000 mm

36

OM 640.940 , OM 640.941 , OM 640.942 , OM 642.820 , OM 642.822 , OM 642.826 , OM 642.830 , OM 642.832 , OM 642.834 , OM 642.835 , OM 642.836 , OM 642.838 , OM 642.850 , OM 642.852 , OM 642.853 , OM 642.854 , OM 642.855 , OM 642.856 , OM 642.858 , OM 642.861 , OM 642.862 , OM 642.868 , OM 642.870 , OM 642.872 , OM 642.884 , OM 642.886 , OM 642.887 , OM 642.890 , OM 642.896 , OM 642.898 , OM 642.899 , OM 642.910 , OM 642.920 , OM 642.921 , OM 642.930 , OM 642.932 , OM 642.940 , OM 642.950 , OM 642.960 , OM 642.961 , OM 642.970 , OM 642.975 , OM 642.990 , OM 642.992 , OM 642.993 ,

**851073-3**

28,50 x 6,00 x 102,30 x 45°

**881020-4**

11,55 x 6,00 x 34,50 | IN | EX

**M-6**

**861074-3**

25,40 x 6,00 x 102,30 x 45°

**915097-8**

Ø 6,00

**973801-8**

Hydro

## 83,000 mm

37

OM 642.867 ,

**851073-3**

28,50 x 6,00 x 102,30 x 45°

**M-6**

**861074-3**

25,40 x 6,00 x 102,30 x 45°

**915097-8**

Ø 6,00

**973801-8**

Hydro

## 83,000 mm

38

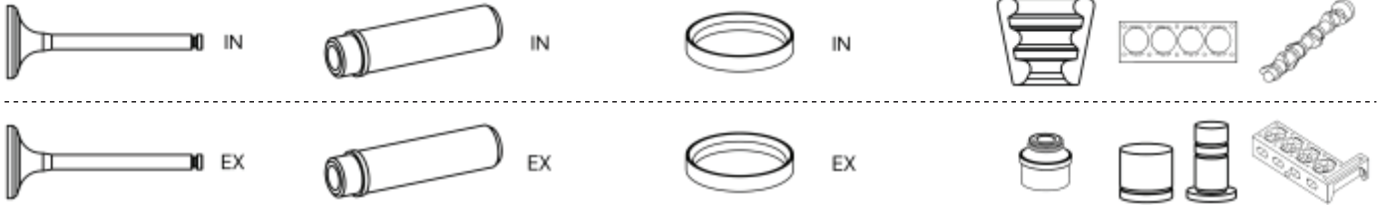
OM 642.873 ,

**881020-4**

11,55 x 6,00 x 34,50 | IN | EX

**915097-8**

Ø 6,00



## 83,000 mm

**39**

OM 651.901 ,

**851211-4**

28,45 x 6,00 x 108,90 x 45°

**881021-4**

11,04 x 6,00 x 41,00 | IN | EX

**M-6****901034-1****861212-4**

24,60 x 6,00 x 109,20 x 45°

**915097-8****971011-8****481008-1**

Ø 6,00

Hydro

## 83,000 mm

**40**

OM 651.911 , OM 651.912 , OM 651.913 , OM 651.916 , OM 651.924 , OM 651.925 , OM 651.940 , OM 651.955 , OM 651.956 , OM 651.957 ,

**851211-4**

28,45 x 6,00 x 108,90 x 45°

**881021-4**

11,04 x 6,00 x 41,00 | IN | EX

**M-6****901034-1****511007-1****511008-1****861212-4**

24,60 x 6,00 x 109,20 x 45°

**915097-8****971011-8****481007-1**

Ø 6,00

Hydro

**481008-1**

## 83,000 mm

**41**

OM 651.921 , OM 651.930 , OM 651.950 ,

**851211-4**

28,45 x 6,00 x 108,90 x 45°

**881021-4**

11,04 x 6,00 x 41,00 | IN | EX

**M-6****901034-1****511007-1****511008-1****861212-4**

24,60 x 6,00 x 109,20 x 45°

**915097-8****971011-8**

Ø 6,00

Hydro

## 83,000 mm

**42**

OM 651.958 ,

**851211-4**

28,45 x 6,00 x 108,90 x 45°

**M-6****901034-1****511007-1****511008-1****861212-4**

24,60 x 6,00 x 109,20 x 45°

**915097-8****971011-8**

Ø 6,00

Hydro

## 83,000 mm

**43**

OM 651.960 , OM 651.961 , OM 651.980 ,

**851211-4**

28,45 x 6,00 x 108,90 x 45°

**881021-4**

11,04 x 6,00 x 41,00 | IN | EX

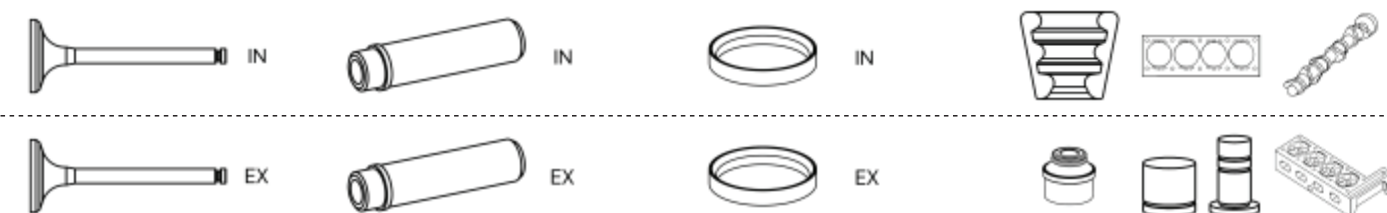
**M-6****901034-1****511007-1****511008-1****861212-4**

24,60 x 6,00 x 109,20 x 45°

**915097-8****971011-8****481007-1**

Ø 6,00

Hydro



## 83,200 mm 44

M 112.910 , M 112.911 ,

**851205-6** **881113-6**

30,10 x 7,00 x 120,65 x 45° 12,74 x 7,00 x 50,00 | IN | EX

**861206-6**

34,05 x 7,00 x 121,65 x 45°

## 84,000 mm 45

M 166.990 , M 166.991 , M 166.995 ,

**851207-4** **881073-4**

43,05 x 6,00 x 102,95 x 45° 12,57 x 6,00 x 37,50 | IN

**881110-4**

12,56 x 7,00 x 37,50 | IN

**861208-4** **881074-4**

36,05 x 7,00 x 102,70 x 45° 12,57 x 7,00 x 37,50 | EX

**915097-8**

Ø 6,00

## 85,300 mm 46

M 111.920 , M 111.921 ,

**851003-4** **881110-4** **M-7**

33,00 x 7,00 x 102,00 x 45° 12,56 x 7,00 x 37,50 | IN

**851094-4**

33,00 x 7,00 x 102,00 x 45°

**861093-4** **971004-8**

29,10 x 7,00 x 103,50 x 45°

Hydro

## 86,000 mm 47

M 110.921 , M 110.922 , M 110.923 , M 110.931 , M 110.932 , M 110.981 , M 110.982 , M 110.983 , M 110.984 , M 110.985 , M 110.986 , M 110.991 , M 110.992 ,

**851017-6** **881053-6** **R-9**

45,30 x 9,00 x 115,00 x 45° 14,05 x 12,00 x 51,50 | IN

**861016-6** **881096-4**

37,30 x 11,00 x 118,00 x 45° 15,05 x 11,00 x 54,00 | EX

**861032-4** **881098-4**

39,20 x 9,00 x 118,00 x 45° 15,05 x 9,00 x 54,00 | EX

## 86,000 mm 48

M 110.924 , M 110.926 , M 110.987 , M 110.988 , M 110.989 , M 110.990 , M 110.994 ,

**851017-6** **881053-6** **R-9**

45,30 x 9,00 x 115,00 x 45° 14,05 x 12,00 x 51,50 | IN

**861032-4** **881098-4**

39,20 x 9,00 x 118,00 x 45° 15,05 x 9,00 x 54,00 | EX

## 86,000 mm 49

M 123.920 , M 123.921 ,

**881087-4** **R-9**

14,035 x 9,00 x 55,00 | IN

**881088-4**

15,05 x 11,00 x 45,00 | EX



**86,000 mm**

**50**

M 278.910 , M 278.912 ,

**915097-8** **973801-8**  
Ø 6,00 Hydro

**86,000 mm**

**51**

OM 628.960 , OM 628.961 , OM 628.962 , OM 628.963 , OM 629.910 , OM 629.911 , OM 629.912 ,

**851213-4** **L-6**  
28,70 x 7,00 x 104,50 x 45°

**861214-4** **881010-4** **971002-8**  
26,25 x 7,00 x 104,50 x 45° 12,57 x 7,00 x 37,50 | EX Hydro

**86,500 mm**

**52**

M 130.920 , M 130.921 , M 130.922 , M 130.923 , M 130.924 , M 130.925 , M 130.933 , M 130.980 , M 130.981 , M 130.983 , M 130.984 ,

**881087-4** **R-9**  
14,035 x 9,00 x 55,00 | IN

**881088-4**  
15,05 x 11,00 x 45,00 | EX

**87,000 mm**

**53**

M 115.900 , M 115.920 , M 115.921 , M 115.922 , M 115.923 , M 115.924 , M 115.926 , M 115.927 , M 115.928 , M 115.929 , M 115.932 , M 115.933 , M 115.934 , M 115.935 , M 115.938 , M 115.939 , M 115.II , M 115.I , M 121.940 , M 121.941 , M 121.942 , M 121.943 , M 121.944 ,

**851021-4** **881087-4** **R-9**  
44,20 x 9,00 x 128,00 x 45° 14,035 x 9,00 x 55,00 | IN

**881088-4**  
15,05 x 11,00 x 45,00 | EX

**87,000 mm**

**54**

OM 601.911 , OM 601.912 , OM 601.921 ,

**851045-4** **881045-4** **871017-6** **R-8** **901016-1** **511002-1**  
38,10 x 8,00 x 106,04 x 45° 14,02 x 8,00 x 39,50 | IN 40,09 x 33,50 x 7,00 x 45° | IN

**861046-4** **881046-4** **871016-6** **911002-8** **971001-6**  
35,10 x 9,00 x 106,50 x 45° 14,02 x 9,00 x 37,30 | EX 36,09 x 30,60 x 6,00 x 30° | EX Ø 9,00 Hydro

**861046A000-4** **911004-8**  
35,10 x 9,00 x 106,50 x 45° Ø 8,00

**87,000 mm**

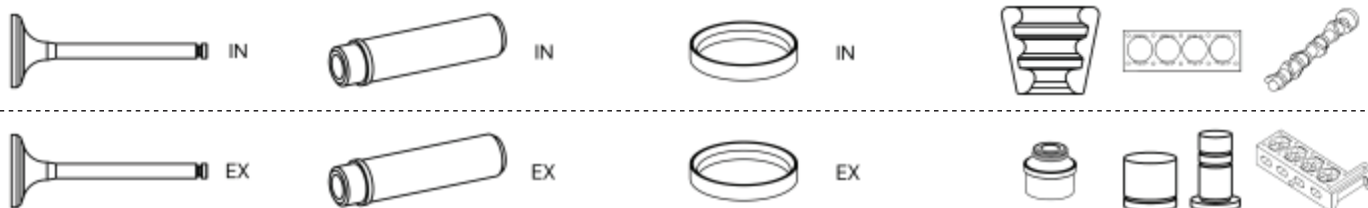
**55**

OM 601.913 ,

**851045-4** **881045-4** **871017-6** **R-8** **901016-1**  
38,10 x 8,00 x 106,04 x 45° 14,02 x 8,00 x 39,50 | IN 40,09 x 33,50 x 7,00 x 45° | IN

**861046-4** **881046-4** **871016-6** **911002-8** **971001-6**  
35,10 x 9,00 x 106,50 x 45° 14,02 x 9,00 x 37,30 | EX 36,09 x 30,60 x 6,00 x 30° | EX Ø 9,00 Hydro

**861046A000-4** **911004-8**  
35,10 x 9,00 x 106,50 x 45° Ø 8,00



**87,000 mm**

**56**

OM 601.915 ,

**881045-4**

14,02 x 8,00 x 39,50 | IN

**881046-4**

14,02 x 9,00 x 37,30 | EX

**87,000 mm**

**57**

OM 602.911 , OM 602.912 , OM 602.930 , OM 602.931 , OM 602.938 , OM 602.939 , OM 602.990 ,

**851045-4**

38,10 x 8,00 x 106,04 x 45°

**881045-4**

14,02 x 8,00 x 39,50 | IN

**871017-6**

40,09 x 33,50 x 7,00 x 45° | IN

**R-8**

**901015-1**

**511005-1**

**861046-4**

35,10 x 9,00 x 106,50 x 45°

**881046-4**

14,02 x 9,00 x 37,30 | EX

**871016-6**

36,09 x 30,60 x 6,00 x 30° | EX

**911002-8**

Ø 9,00

**971001-6**

Hydro

**861046A000-4**

35,10 x 9,00 x 106,50 x 45°

**911004-8**

Ø 8,00

**87,000 mm**

**58**

OM 602.961 , OM 602.962 , OM 602.993 ,

**851045-4**

38,10 x 8,00 x 106,04 x 45°

**881045-4**

14,02 x 8,00 x 39,50 | IN

**871017-6**

40,09 x 33,50 x 7,00 x 45° | IN

**R-8**

**901015-1**

**511005-1**

**881046-4**

14,02 x 9,00 x 37,30 | EX

**871016-6**

36,09 x 30,60 x 6,00 x 30° | EX

**911002-8**

Ø 9,00

**971001-6**

Hydro

**911004-8**

Ø 8,00

**87,000 mm**

**59**

OM 603.912 , OM 603.913 , OM 603.931 ,

**851045-4**

38,10 x 8,00 x 106,04 x 45°

**881045-4**

14,02 x 8,00 x 39,50 | IN

**871017-6**

40,09 x 33,50 x 7,00 x 45° | IN

**R-8**

**511006-1**

**861046-4**

35,10 x 9,00 x 106,50 x 45°

**881046-4**

14,02 x 9,00 x 37,30 | EX

**871016-6**

36,09 x 30,60 x 6,00 x 30° | EX

**911002-8**

Ø 9,00

**971001-6**

Hydro

**861046A000-4**

35,10 x 9,00 x 106,50 x 45°

**911004-8**

Ø 8,00

**87,000 mm**

**60**

OM 603.950 ,

**851045-4**

38,10 x 8,00 x 106,04 x 45°

**881045-4**

14,02 x 8,00 x 39,50 | IN

**871017-6**

40,09 x 33,50 x 7,00 x 45° | IN

**R-8**

**881046-4**

14,02 x 9,00 x 37,30 | EX

**871016-6**

36,09 x 30,60 x 6,00 x 30° | EX

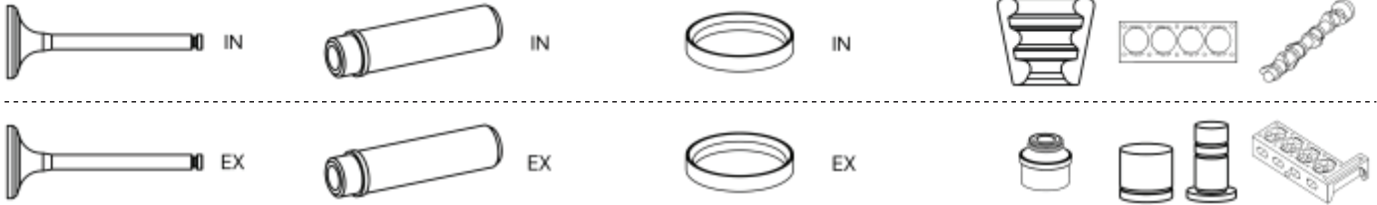
**911002-8**

Ø 9,00

**911004-8**

Ø 8,00





## 87,000 mm

61

OM 603.960, OM 603.961, OM 603.963,

<b>851045-4</b> 38,10 x 8,00 x 106,04 x 45°	<b>881045-4</b> 14,02 x 8,00 x 39,50   IN	<b>871017-6</b> 40,09 x 33,50 x 7,00 x 45°   IN	<b>R-8</b>	<b>511006-1</b>
	<b>881046-4</b> 14,02 x 9,00 x 37,30   EX	<b>871016-6</b> 36,09 x 30,60 x 6,00 x 30°   EX	<b>911002-8</b> Ø 9,00 <b>911004-8</b> Ø 8,00	<b>971001-6</b> Hydro

## 87,000 mm

62

OM 603.962,

<b>851045-4</b> 38,10 x 8,00 x 106,04 x 45°	<b>881045-4</b> 14,02 x 8,00 x 39,50   IN	<b>871017-6</b> 40,09 x 33,50 x 7,00 x 45°   IN	<b>R-8</b>	<b>511006-1</b>
	<b>881046-4</b> 14,02 x 9,00 x 37,30   EX	<b>871016-6</b> 36,09 x 30,60 x 6,00 x 30°   EX		<b>971001-6</b> Hydro

## 87,000 mm

63

OM 604.915,

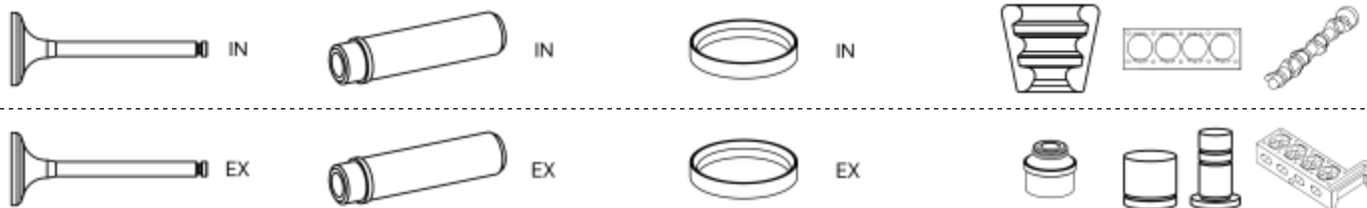
<b>851063-4</b> 29,00 x 6,00 x 105,50 x 45°	<b>881073-4</b> 12,57 x 6,00 x 37,50   IN		<b>L-6</b>	
<b>851078-4</b> 29,00 x 6,00 x 105,40 x 45°				
<b>861064-4</b> 26,00 x 6,00 x 105,70 x 45°	<b>881074-4</b> 12,57 x 7,00 x 37,50   EX		<b>915097-8</b> Ø 6,00	<b>971001-6</b> Hydro
<b>861073-4</b> 25,95 x 7,00 x 105,65 x 45°				
<b>861079-4</b> 26,00 x 6,00 x 105,70 x 45°				

## 87,000 mm

64

OM 604.917,

<b>851063-4</b> 29,00 x 6,00 x 105,50 x 45°	<b>881073-4</b> 12,57 x 6,00 x 37,50   IN		<b>L-6</b>	
<b>851078-4</b> 29,00 x 6,00 x 105,40 x 45°				
<b>861064-4</b> 26,00 x 6,00 x 105,70 x 45°	<b>881074-4</b> 12,57 x 7,00 x 37,50   EX		<b>911001-8</b> Ø 10,00	
<b>861073-4</b> 25,95 x 7,00 x 105,65 x 45°			<b>915097-8</b> Ø 6,00	
<b>861079-4</b> 26,00 x 6,00 x 105,70 x 45°				



<b>87,000 mm</b>	<b>65</b>
------------------	-----------

OM 605.910 , OM 605.911 , OM 605.912 , OM 605.960 , OM 606.910 ,

<b>851063-4</b>	<b>881073-4</b>	<b>L-6</b>
29,00 x 6,00 x 105,50 x 45°	12,57 x 6,00 x 37,50   IN	
<b>851078-4</b>		
29,00 x 6,00 x 105,40 x 45°		
<b>861064-4</b>	<b>881074-4</b>	<b>971004-8</b>
26,00 x 6,00 x 105,70 x 45°	12,57 x 7,00 x 37,50   EX	Hydro
<b>861073-4</b>		
25,95 x 7,00 x 105,65 x 45°		
<b>861079-4</b>		
26,00 x 6,00 x 105,70 x 45°		

<b>87,000 mm</b>	<b>66</b>
------------------	-----------

OM 605.962 , OM 606.962 , OM 606.964 ,

<b>851063-4</b>	<b>881073-4</b>	<b>L-6</b>
29,00 x 6,00 x 105,50 x 45°	12,57 x 6,00 x 37,50   IN	
<b>851078-4</b>		
29,00 x 6,00 x 105,40 x 45°		
<b>861064-4</b>	<b>881074-4</b>	
26,00 x 6,00 x 105,70 x 45°	12,57 x 7,00 x 37,50   EX	
<b>861073-4</b>		
25,95 x 7,00 x 105,65 x 45°		
<b>861079-4</b>		
26,00 x 6,00 x 105,70 x 45°		

<b>87,000 mm</b>	<b>67</b>
------------------	-----------

OM 606.912 ,

<b>851063-4</b>	<b>881073-4</b>	<b>L-6</b>
29,00 x 6,00 x 105,50 x 45°	12,57 x 6,00 x 37,50   IN	
<b>851078-4</b>		
29,00 x 6,00 x 105,40 x 45°		
<b>861064-4</b>	<b>881074-4</b>	<b>915097-8</b>
26,00 x 6,00 x 105,70 x 45°	12,57 x 7,00 x 37,50   EX	Ø 6,00
<b>861073-4</b>		Hydro
25,95 x 7,00 x 105,65 x 45°		
<b>861079-4</b>		
26,00 x 6,00 x 105,70 x 45°		



## 87,000 mm

**68**

OM 606.961 ,

**851063-4**

29,00 x 6,00 x 105,50 x 45°

**881073-4**

12,57 x 6,00 x 37,50 | IN

**L-6****851078-4**

29,00 x 6,00 x 105,40 x 45°

**861064-4**

26,00 x 6,00 x 105,70 x 45°

**881074-4**

12,57 x 7,00 x 37,50 | EX

**915097-8**

Ø 6,00

**861073-4**

25,95 x 7,00 x 105,65 x 45°

**861079-4**

26,00 x 6,00 x 105,70 x 45°

## 87,000 mm

**69**

OM 615.910 , OM 615.911 , OM 615.912 , OM 615.913 , OM 615.914 , OM 615.915 , OM 615.917 , OM 615.918 , OM 615.919 , OM 615.930 , OM 615.932 , OM 615.936 , OM 615.937 , OM 615.938 , OM 615.939 , OM 615.940 , OM 615.941 , OM 615.942 , OM 615.943 , OM 615.944 , OM 615.960 , OM 615.961 , OM 615.963 , OM 615.964 , OM 615.965 , OM 615.966 , OM 615.967 , OM 615.968 , OM 615.969 , OM 615.970 , OM 621.912 , OM 621.913 , OM 621.915 , OM 621.916 , OM 621.918 , OM 621.919 , OM 621.930 , OM 621.931 , OM 621.932 ,

**851023-4**

38,90 x 10,00 x 131,50 x 30°

**881065-4**

14,04 x 10,00 x 60,00 | IN

**861024-4**

33,30 x 10,00 x 131,00 x 30°

**881064-4**

14,04 x 10,00 x 48,50 | EX

**911001-8**

Ø 10,00

## 87,000 mm

**70**

OM 615.916 , OM 621.914 ,

**911001-8**

Ø 10,00

## 88,000 mm

**71**

OM 612.981 ,

**851011-4**

30,15 x 7,00 x 103,95 x 45°

**901031-1****901035-1****881010-4**

12,57 x 7,00 x 37,50 | EX

**971002-8**

Hydro

## 88,000 mm

**72**

M 116.962 , M 116.963 ,

**851035-4**

39,25 x 9,00 x 117,10 x 45°

**881036-4**

14,05 x 9,00 x 47,50 | IN

**R-9****861036-4**

37,20 x 9,00 x 118,05 x 45°

**881049-4**

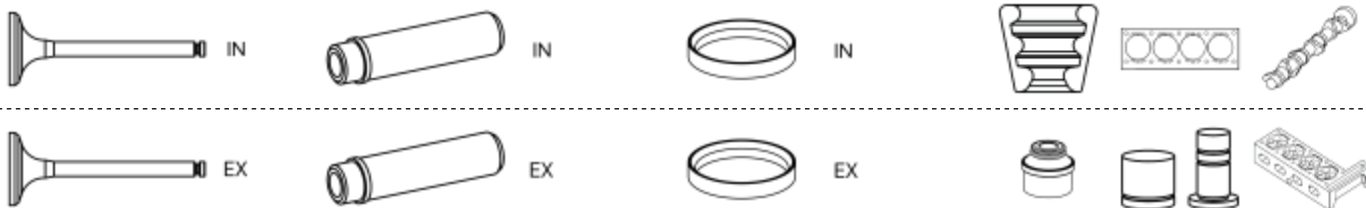
15,05 x 9,00 x 50,50 | EX

**911002-8**

Ø 9,00

**881097-4**

15,05 x 9,00 x 50,50 | EX



**88,000 mm**

**73**

M 272.911 , M 272.920 , M 272.921 , M 272.922 , M 272.923 , M 272.940 , M 272.941 , M 272.942 , M 272.943 , M 272.944 , M 272.945 , M 272.946 , M 272.947 , M 272.948 , M 272.949 , M 272.952 , M 276.820 , M 276.821 , M 276.822 , M 276.823 , M 276.824 , M 276.825 ,

**915097-8** **973801-8**  
Ø 6,00 Hydro

**88,000 mm**

**74**

M 276.826 ,

**915097-8**  
Ø 6,00

**88,000 mm**

**75**

OM 611.960 , OM 611.961 ,

**851011-4**

**901031-1**

30,15 x 7,00 x 103,95 x 45°

**861012-4**

**881010-4**

**871020-6**

**971002-8**

**481009-1**

28,40 x 7,00 x 104,35 x 45°

12,57 x 7,00 x 37,50 | EX

29,85 x 26,40 x 5,60 x 45° | EX

Hydro

**481010-1**

**88,000 mm**

**76**

OM 611.962 ,

**851011-4**

**901031-1**

30,15 x 7,00 x 103,95 x 45°

**861012-4**

**881010-4**

**871020-6**

**971002-8**

28,40 x 7,00 x 104,35 x 45°

12,57 x 7,00 x 37,50 | EX

29,85 x 26,40 x 5,60 x 45° | EX

Hydro

**88,000 mm**

**77**

OM 611.980 , OM 611.981 , OM 611.987 ,

**851011-4**

**901031-1**

30,15 x 7,00 x 103,95 x 45°

**861012-4**

**881010-4**

**971002-8**

**481011-1**

28,40 x 7,00 x 104,35 x 45°

12,57 x 7,00 x 37,50 | EX

Hydro

**88,000 mm**

**78**

OM 611.983 ,

**851011-4**

30,15 x 7,00 x 103,95 x 45°

**861012-4**

**881010-4**

28,40 x 7,00 x 104,35 x 45°

12,57 x 7,00 x 37,50 | EX

**88,000 mm**

**79**

OM 611A (60 KW CDI) , OM 611LA (75 KW CDI) ,

**851011-4**

**901031-1**

30,15 x 7,00 x 103,95 x 45°

**861012-4**

**881010-4**

**971002-8**

**481009-1**

28,40 x 7,00 x 104,35 x 45°

12,57 x 7,00 x 37,50 | EX

Hydro

**481010-1**



## 88,000 mm

**80**

OM 612.961 , OM 612.962 , OM 612.963 , OM 612.965 , OM 612.966 , OM 612.967 ,

**851011-4**

30,15 x 7,00 x 103,95 x 45°

**901035-1****861012-4**

28,40 x 7,00 x 104,35 x 45°

**881010-4**

12,57 x 7,00 x 37,50 | EX

**971002-8**

Hydro

**481014-1**

## 88,000 mm

**81**

OM 612.983 , OM 612.990 ,

**851011-4**

30,15 x 7,00 x 103,95 x 45°

**901035-1****881010-4**

12,57 x 7,00 x 37,50 | EX

**971002-8**

Hydro

## 88,000 mm

**82**

OM 613.960 , OM 613.961 ,

**851011-4**

30,15 x 7,00 x 103,95 x 45°

**881010-4**

12,57 x 7,00 x 37,50 | EX

**971002-8**

Hydro

**481015-1**

## 88,000 mm

**83**

OM 646.701 ,

**851213-4**

28,70 x 7,00 x 104,50 x 45°

**L-6****901031-1****861214-4**

26,25 x 7,00 x 104,50 x 45°

**881010-4**

12,57 x 7,00 x 37,50 | EX

**971002-8**

Hydro

## 88,000 mm

**84**

OM 646.811 , OM 646.812 , OM 646.820 , OM 646.821 , OM 646.980 , OM 646.981 , OM 646.982 , OM 646.983 , OM 646.984 , OM 646.985 , OM 646.986 , OM 646.989 , OM 646.990 ,

**851213-4**

28,70 x 7,00 x 104,50 x 45°

**L-6****901031-1****861214-4**

26,25 x 7,00 x 104,50 x 45°

**881010-4**

12,57 x 7,00 x 37,50 | EX

## 88,000 mm

**85**

OM 646.951 , OM 646.961 , OM 646.962 , OM 646.963 , OM 646.966 ,

**851213-4**

28,70 x 7,00 x 104,50 x 45°

**L-6****901031-1****861214-4**

26,25 x 7,00 x 104,50 x 45°

**881010-4**

12,57 x 7,00 x 37,50 | EX

**971002-8**

Hydro

**481012-1**

## 88,000 mm

**86**

OM 647.961 , OM 647.981 ,

**851213-4**

28,70 x 7,00 x 104,50 x 45°

**L-6****901035-1****861214-4**

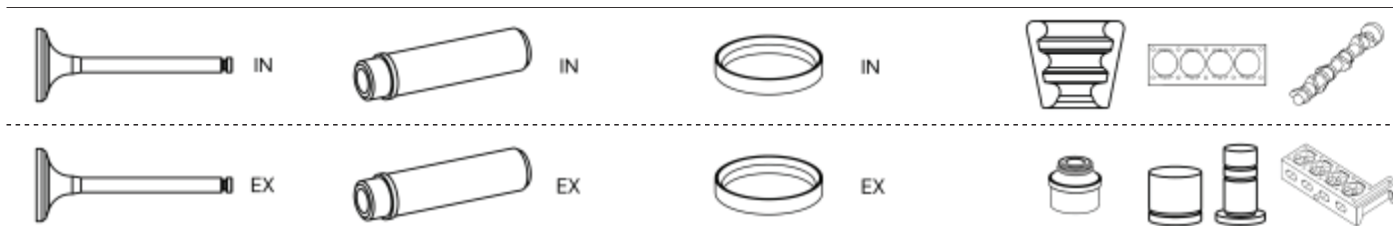
26,25 x 7,00 x 104,50 x 45°

**881010-4**

12,57 x 7,00 x 37,50 | EX

**971002-8**

Hydro



<b>88,000 mm</b>	<b>87</b>
------------------	-----------

OM 648.960 , OM 648.961 ,	
<b>851213-4</b>	<b>L-6</b>
28,70 x 7,00 x 104,50 x 45°	
<b>861214-4</b>	<b>881010-4</b>
26,25 x 7,00 x 104,50 x 45°	12,57 x 7,00 x 37,50   EX
	<b>971002-8</b>
	Hydro

<b>88,500 mm</b>	<b>88</b>
------------------	-----------

M 103.980 , M 103.981 , M 103.982 , M 103.983 , M 103.984 , M 103.985 , M 103.987 ,	
<b>851053-6</b>	<b>881083-6</b>
43,00 x 8,00 x 110,20 x 45°	14,05 x 8,00 x 42,00   IN   EX
	<b>R-8</b>
	<b>881108-4</b>
	14,05 x 8,00 x 42,00   IN
<b>861054-6</b>	<b>881071-6</b>
39,00 x 9,00 x 111,00 x 45°	14,05 x 9,00 x 48,00   EX
	<b>911003-8</b>
	Ø 8,00
	<b>881109-4</b>
	14,05 x 9,00 x 48,00   EX
	<b>911004-8</b>
	Ø 8,00

<b>88,500 mm</b>	<b>89</b>
------------------	-----------

M 104.980 , M 104.981 ,	
<b>851005-4</b>	<b>881101-4</b>
35,05 x 7,00 x 101,55 x 45°	13,50 x 8,00 x 35,50   IN
	<b>M-7</b>
<b>851082-6</b>	<b>881103-4</b>
35,00 x 8,00 x 102,00 x 45°	13,55 x 7,00 x 35,50   IN
	<b>R-8</b>
<b>851086-6</b>	<b>881110-4</b>
35,00 x 7,00 x 102,00 x 45°	12,56 x 7,00 x 37,50   IN
	<b>R-7</b>
<b>851098-4</b>	
35,00 x 7,00 x 102,00 x 45°	
<b>861083-6</b>	<b>881104-4</b>
31,00 x 9,00 x 104,00 x 45°	13,50 x 8,00 x 38,00   EX
	<b>971004-8</b>
	Hydro
<b>861099-4</b>	
31,10 x 7,00 x 103,50 x 45°	

<b>89,000 mm</b>	<b>90</b>
------------------	-----------

OM 662.983 ,	
<b>851045-4</b>	<b>881045-4</b>
38,10 x 8,00 x 106,04 x 45°	14,02 x 8,00 x 39,50   IN
	<b>R-8</b>
<b>861046-4</b>	<b>881046-4</b>
35,10 x 9,00 x 106,50 x 45°	14,02 x 9,00 x 37,30   EX
	<b>911002-8</b>
	Ø 9,00
<b>861046A000-4</b>	<b>911004-8</b>
35,10 x 9,00 x 106,50 x 45°	Ø 8,00



## 89,000 mm

91

M 102.910, M 102.919, M 102.962, M 102.963, M 102.964, M 102.965,

<b>851033-4</b> 43,10 x 8,00 x 114,90 x 45°	<b>881050-4</b> 14,05 x 8,00 x 46,00   IN	<b>R-8</b>	<b>511001-1</b>
	<b>881067-4</b> 14,05 x 8,00 x 46,00   IN		
<b>861034-4</b> 39,10 x 9,00 x 115,80 x 45°	<b>881068-4</b> 14,05 x 9,00 x 51,00   EX	<b>911003-8</b> Ø 8,00	
	<b>881077-4</b> 14,04 x 9,00 x 51,00   EX	<b>911004-8</b> Ø 8,00	

## 89,000 mm

92

M 102.920, M 102.939, M 102.961,

<b>851033-4</b> 43,10 x 8,00 x 114,90 x 45°	<b>881050-4</b> 14,05 x 8,00 x 46,00   IN	<b>R-8</b>	
<b>851055-4</b> 46,20 x 8,00 x 115,00 x 45°	<b>881067-4</b> 14,05 x 8,00 x 46,00   IN		
<b>861034-4</b> 39,10 x 9,00 x 115,80 x 45°	<b>881068-4</b> 14,05 x 9,00 x 51,00   EX	<b>911003-8</b> Ø 8,00	
	<b>881077-4</b> 14,04 x 9,00 x 51,00   EX	<b>911004-8</b> Ø 8,00	

## 89,000 mm

93

M 102.921,

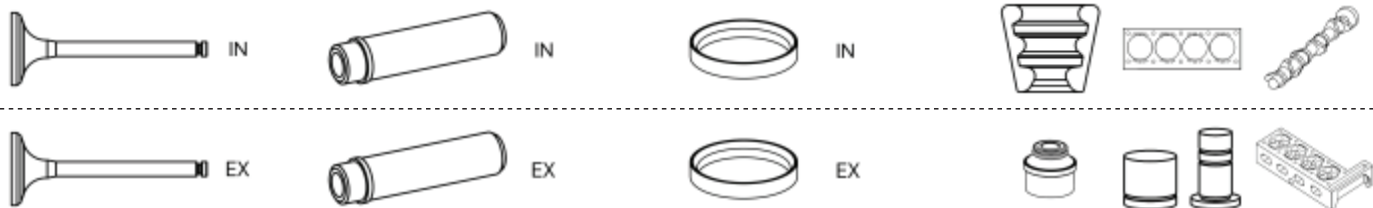
<b>851033-4</b> 43,10 x 8,00 x 114,90 x 45°	<b>881050-4</b> 14,05 x 8,00 x 46,00   IN	<b>R-8</b>	
<b>851084-4</b> 40,00 x 8,00 x 114,90 x 45°	<b>881067-4</b> 14,05 x 8,00 x 46,00   IN		
<b>861034-4</b> 39,10 x 9,00 x 115,80 x 45°	<b>881068-4</b> 14,05 x 9,00 x 51,00   EX	<b>911003-8</b> Ø 8,00	
<b>861085-4</b> 36,00 x 9,00 x 115,80 x 45°	<b>881077-4</b> 14,04 x 9,00 x 51,00   EX	<b>911004-8</b> Ø 8,00	

## 89,000 mm

94

M 102.922, M 102.924,

<b>851033-4</b> 43,10 x 8,00 x 114,90 x 45°	<b>881050-4</b> 14,05 x 8,00 x 46,00   IN	<b>R-8</b>	<b>511001-1</b>
<b>851084-4</b> 40,00 x 8,00 x 114,90 x 45°	<b>881067-4</b> 14,05 x 8,00 x 46,00   IN		
<b>861034-4</b> 39,10 x 9,00 x 115,80 x 45°	<b>881068-4</b> 14,05 x 9,00 x 51,00   EX	<b>911003-8</b> Ø 8,00	
	<b>881077-4</b> 14,04 x 9,00 x 51,00   EX	<b>911004-8</b> Ø 8,00	



## 89,000 mm 95

M 102.938 ,

<b>851033-4</b> 43,10 x 8,00 x 114,90 x 45°	<b>881050-4</b> 14,05 x 8,00 x 46,00   IN	<b>R-8</b>
<b>851084-4</b> 40,00 x 8,00 x 114,90 x 45°	<b>881067-4</b> 14,05 x 8,00 x 46,00   IN	
<b>861034-4</b> 39,10 x 9,00 x 115,80 x 45°	<b>881068-4</b> 14,05 x 9,00 x 51,00   EX	<b>911003-8</b> Ø 8,00
	<b>881077-4</b> 14,04 x 9,00 x 51,00   EX	<b>911004-8</b> Ø 8,00

## 89,000 mm 96

M 120.980 , M 120.981 , M 120.982 , M 120.983 ,

<b>851005-4</b> 35,05 x 7,00 x 101,55 x 45°	<b>881103-4</b> 13,55 x 7,00 x 35,50   IN	<b>M-7</b>
<b>851086-6</b> 35,00 x 7,00 x 102,00 x 45°	<b>881110-4</b> 12,56 x 7,00 x 37,50   IN	<b>R-7</b>
<b>851098-4</b> 35,00 x 7,00 x 102,00 x 45°		
<b>861000-4</b> 31,00 x 7,00 x 103,65 x 45°		<b>971004-8</b> Hydro
<b>861099-4</b> 31,10 x 7,00 x 103,50 x 45°		

## 89,000 mm 97

OM 601.900 , OM 601.940 , OM 601.941 , OM 601.942 , OM 601.943 ,

<b>851045-4</b> 38,10 x 8,00 x 106,04 x 45°	<b>881045-4</b> 14,02 x 8,00 x 39,50   IN	<b>871017-6</b> 40,09 x 33,50 x 7,00 x 45°   IN	<b>R-8</b>	<b>901013-1</b>	<b>511002-1</b>
<b>861046-4</b> 35,10 x 9,00 x 106,50 x 45°	<b>881046-4</b> 14,02 x 9,00 x 37,30   EX	<b>871016-6</b> 36,09 x 30,60 x 6,00 x 30°   EX	<b>911002-8</b> Ø 9,00	<b>971001-6</b> Hydro	
<b>861046A000-4</b> 35,10 x 9,00 x 106,50 x 45°			<b>911004-8</b> Ø 8,00		

## 89,000 mm 98

OM 601.970 ,

<b>851045-4</b> 38,10 x 8,00 x 106,04 x 45°	<b>881045-4</b> 14,02 x 8,00 x 39,50   IN	<b>R-8</b>	<b>511002-1</b>
	<b>881046-4</b> 14,02 x 9,00 x 37,30   EX	<b>911002-8</b> Ø 9,00	<b>971001-6</b> Hydro
		<b>911004-8</b> Ø 8,00	





## 89,000 mm

99

OM 602.940 , OM 602.941 , OM 602.942 , OM 602.946 , OM 602.947 , OM 602.948 , OM 602.994 ,

<b>851045-4</b> 38,10 x 8,00 x 106,04 x 45°	<b>881045-4</b> 14,02 x 8,00 x 39,50   IN	<b>871017-6</b> 40,09 x 33,50 x 7,00 x 45°   IN	<b>R-8</b>	<b>901014-1</b>	<b>511005-1</b>
<b>861046-4</b> 35,10 x 9,00 x 106,50 x 45°	<b>881046-4</b> 14,02 x 9,00 x 37,30   EX	<b>871016-6</b> 36,09 x 30,60 x 6,00 x 30°   EX	<b>911002-8</b> Ø 9,00	<b>971001-6</b> Hydro	
<b>861046A000-4</b> 35,10 x 9,00 x 106,50 x 45°			<b>911004-8</b> Ø 8,00		

## 89,000 mm

100

OM 602.980 , OM 602.983 , OM 602.986 ,

<b>851045-4</b> 38,10 x 8,00 x 106,04 x 45°	<b>881045-4</b> 14,02 x 8,00 x 39,50   IN		<b>R-8</b>	<b>901014-1</b>	<b>511005-1</b>
	<b>881046-4</b> 14,02 x 9,00 x 37,30   EX		<b>911002-8</b> Ø 9,00	<b>971001-6</b> Hydro	
			<b>911004-8</b> Ø 8,00		

## 89,000 mm

101

OM 602.981 , OM 602.989 ,

<b>851045-4</b> 38,10 x 8,00 x 106,04 x 45°	<b>881045-4</b> 14,02 x 8,00 x 39,50   IN		<b>R-8</b>	<b>901014-1</b>	<b>511005-1</b>
<b>861046-4</b> 35,10 x 9,00 x 106,50 x 45°	<b>881046-4</b> 14,02 x 9,00 x 37,30   EX		<b>911002-8</b> Ø 9,00	<b>971001-6</b> Hydro	
<b>861046A000-4</b> 35,10 x 9,00 x 106,50 x 45°			<b>911004-8</b> Ø 8,00		

## 89,000 mm

102

OM 602.982 , OM 602.984 , OM 602.985 ,

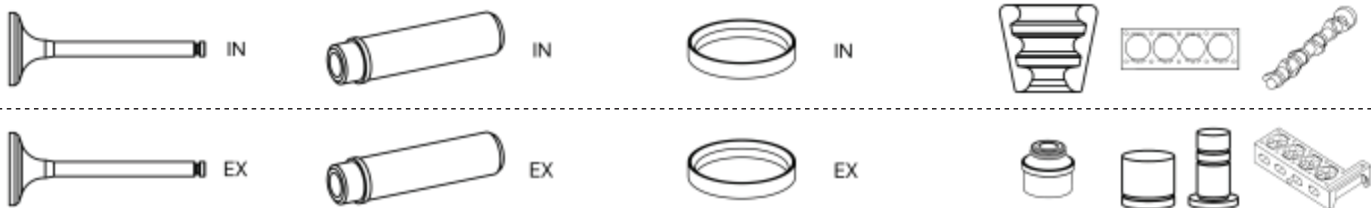
<b>851045-4</b> 38,10 x 8,00 x 106,04 x 45°	<b>881045-4</b> 14,02 x 8,00 x 39,50   IN		<b>R-8</b>	<b>901014-1</b>	
	<b>881046-4</b> 14,02 x 9,00 x 37,30   EX		<b>911002-8</b> Ø 9,00	<b>971001-6</b> Hydro	
			<b>911004-8</b> Ø 8,00		

## 89,000 mm

103

OM 602.991 ,

<b>851045-4</b> 38,10 x 8,00 x 106,04 x 45°	<b>881045-4</b> 14,02 x 8,00 x 39,50   IN	<b>871017-6</b> 40,09 x 33,50 x 7,00 x 45°   IN	<b>R-8</b>	<b>901014-1</b>	<b>511005-1</b>
				<b>901015-1</b>	
<b>861046-4</b> 35,10 x 9,00 x 106,50 x 45°	<b>881046-4</b> 14,02 x 9,00 x 37,30   EX	<b>871016-6</b> 36,09 x 30,60 x 6,00 x 30°   EX	<b>911002-8</b> Ø 9,00	<b>971001-6</b> Hydro	
<b>861046A000-4</b> 35,10 x 9,00 x 106,50 x 45°			<b>911004-8</b> Ø 8,00		



## 89,000 mm

104

OM 602.995 ,

**851045-4** **881045-4**

38,10 x 8,00 x 106,04 x 45° 14,02 x 8,00 x 39,50 | IN

**861046-4** **881046-4**

35,10 x 9,00 x 106,50 x 45° 14,02 x 9,00 x 37,30 | EX

**861046A000-4**

35,10 x 9,00 x 106,50 x 45°

## 89,000 mm

105

OM 603.970 , OM 603.971 , OM 603.972 ,

**851045-4** **881045-4** **871017-6** **R-8** **511006-1**

38,10 x 8,00 x 106,04 x 45° 14,02 x 8,00 x 39,50 | IN 40,09 x 33,50 x 7,00 x 45° | IN

**881046-4** **871016-6** **911002-8** **971001-6**

14,02 x 9,00 x 37,30 | EX 36,09 x 30,60 x 6,00 x 30° | EX Ø 9,00 Hydro

**911004-8**

Ø 8,00

## 89,000 mm

106

OM 604.910 ,

**851063-4** **881073-4** **L-6**

29,00 x 6,00 x 105,50 x 45° 12,57 x 6,00 x 37,50 | IN

**851078-4**

29,00 x 6,00 x 105,40 x 45°

**861064-4** **881074-4** **971001-6**

26,00 x 6,00 x 105,70 x 45° 12,57 x 7,00 x 37,50 | EX

Hydro

**861073-4** **971004-8**

25,95 x 7,00 x 105,65 x 45°

Hydro

**861079-4**

26,00 x 6,00 x 105,70 x 45°

## 89,000 mm

107

OM 604.912 ,

**851063-4** **881073-4** **L-6**

29,00 x 6,00 x 105,50 x 45° 12,57 x 6,00 x 37,50 | IN

**851078-4**

29,00 x 6,00 x 105,40 x 45°

**861064-4** **881074-4** **915097-8** **971004-8**

26,00 x 6,00 x 105,70 x 45° 12,57 x 7,00 x 37,50 | EX Ø 6,00 Hydro

**861073-4**

25,95 x 7,00 x 105,65 x 45°

**861079-4**

26,00 x 6,00 x 105,70 x 45°



## 89,000 mm

108

OM 661.911 ,

**851045-4**

38,10 x 8,00 x 106,04 x 45°

**R-8**

**901013-1**

**511002-1**

**911002-8**

Ø 9,00

**971001-6**

Hydro

**911004-8**

Ø 8,00

## 89,000 mm

109

OM 661.940 ,

**851045-4**

38,10 x 8,00 x 106,04 x 45°

**881045-4**

14,02 x 8,00 x 39,50 | IN

**R-8**

**901013-1**

**861046-4**

35,10 x 9,00 x 106,50 x 45°

**881046-4**

14,02 x 9,00 x 37,30 | EX

**911002-8**

Ø 9,00

**861046A000-4**

35,10 x 9,00 x 106,50 x 45°

**911004-8**

Ø 8,00

## 89,000 mm

110

OM 662.911 ,

**851045-4**

38,10 x 8,00 x 106,04 x 45°

**881045-4**

14,02 x 8,00 x 39,50 | IN

**R-8**

**901014-1**

**511005-1**

**861046-4**

35,10 x 9,00 x 106,50 x 45°

**881046-4**

14,02 x 9,00 x 37,30 | EX

**911002-8**

Ø 9,00

**971001-6**

Hydro

**861046A000-4**

35,10 x 9,00 x 106,50 x 45°

**911003-8**

Ø 8,00

**911004-8**

Ø 8,00

## 89,000 mm

111

OM 662.940 ,

**851045-4**

38,10 x 8,00 x 106,04 x 45°

**881045-4**

14,02 x 8,00 x 39,50 | IN

**R-8**

**901014-1**

**861046-4**

35,10 x 9,00 x 106,50 x 45°

**881046-4**

14,02 x 9,00 x 37,30 | EX

**911002-8**

Ø 9,00

**861046A000-4**

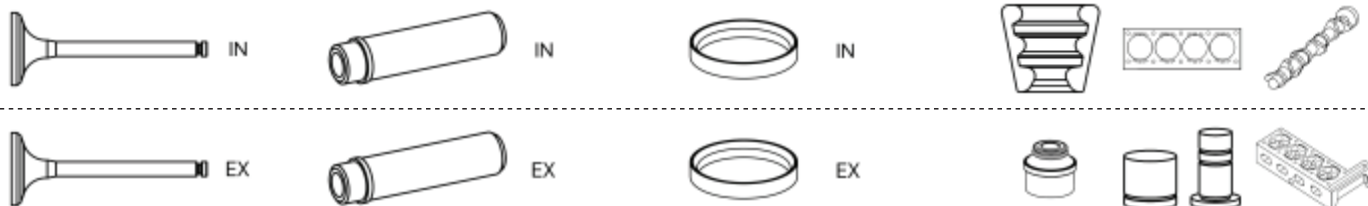
35,10 x 9,00 x 106,50 x 45°

**911003-8**

Ø 8,00

**911004-8**

Ø 8,00



## 89,900 mm

**112**

M 104.941 , M 104.942 , M 104.943 , M 104.944 , M 104.945 , M 104.991 , M 104.992 , M 104.994 , M 104.995 , M 104.996 , M 111.940 , M 111.941 , M 111.960 , M 111.961 ,

**851005-4**      **881110-4**      **M-7**

35,05 x 7,00 x 101,55 x 45°      12,56 x 7,00 x 37,50 | IN

**851086-6**      **R-7**

35,00 x 7,00 x 102,00 x 45°

**851098-4**

35,00 x 7,00 x 102,00 x 45°

**861000-4**      **971004-8**

31,00 x 7,00 x 103,65 x 45°

Hydro

**861099-4**

31,10 x 7,00 x 103,50 x 45°

## 89,900 mm

**113**

M 104.990 ,

**851005-4**      **881103-4**      **M-7**

35,05 x 7,00 x 101,55 x 45°      13,55 x 7,00 x 35,50 | IN

**851086-6**      **881110-4**      **R-7**

35,00 x 7,00 x 102,00 x 45°      12,56 x 7,00 x 37,50 | IN

**851098-4**

35,00 x 7,00 x 102,00 x 45°

**861000-4**      **881104-4**      **971004-8**

31,00 x 7,00 x 103,65 x 45°      13,50 x 8,00 x 38,00 | EX

Hydro

**861099-4**

31,10 x 7,00 x 103,50 x 45°

## 89,900 mm

**114**

M 111.942 , M 111.943 , M 111.944 , M 111.945 , M 111.946 , M 111.947 , M 111.948 , M 111.950 , M 111.951 , M 111.952 , M 111.955 , M 111.956 , M 111.957 , M 111.958 ,

**851005-4**      **881110-4**      **R-7**

35,05 x 7,00 x 101,55 x 45°      12,56 x 7,00 x 37,50 | IN

**851086-6**

35,00 x 7,00 x 102,00 x 45°

**861000-4**      **971004-8**

31,00 x 7,00 x 103,65 x 45°

Hydro

## 89,900 mm

**115**

M 112.912 , M 112.913 , M 112.914 , M 112.915 , M 112.916 , M 112.917 , M 112.920 , M 112.921 , M 112.922 , M 112.923 , M 112.940 , M 112.941 , M 112.942 , M 112.943 , M 112.944 , M 112.945 , M 112.946 , M 112.947 , M 112.949 , M 112.951 , M 112.953 , M 112.954 , M 112.955 , M 112.960 , M 112.961 , M 113.940 , M 113.941 , M 113.942 , M 113.943 , M 113.944 , M 113.948 ,

**851201-6**      **881113-6**

36,05 x 7,00 x 119,40 x 45°      12,74 x 7,00 x 50,00 | IN | EX

**861202-6**

41,05 x 7,00 x 122,25 x 45°

## 90,000 mm

**116**

OM 312.954 ,

**L-12**



**90,480 mm**

**117**

OM 632.997 , OM 632.998 , OM 632.999 ,

**913502-8**

Ø 7,00

**90,900 mm**

**118**

M 111.970 , M 111.973 , M 111.974 , M 111.975 , M 111.977 , M 111.978 , M 111.979 , M 111.980 , M 111.981 , M 111.982 , M 111.983 , M 111.984 ,

**851005-4**

**881110-4**

**R-7**

35,05 x 7,00 x 101,55 x 45°

12,56 x 7,00 x 37,50 | IN

**851086-6**

35,00 x 7,00 x 102,00 x 45°

**861000-4**

31,00 x 7,00 x 103,65 x 45°

**971004-8**

Hydro

**90,900 mm**

**119**

OM 616.912 , OM 616.917 , OM 616.918 , OM 616.919 , OM 616.936 , OM 616.937 , OM 616.938 , OM 616.939 , OM 616.940 , OM 616.963 ,

**851027-4**

**881065-4**

**901004-1**

39,80 x 10,00 x 131,30 x 30°

14,04 x 10,00 x 60,00 | IN

**861028-4**

**881064-4**

**911001-8**

34,20 x 10,00 x 131,30 x 30°

14,04 x 10,00 x 48,50 | EX

Ø 10,00

**90,900 mm**

**120**

OM 616.915 , OM 616.930 , OM 616.931 ,

**851023-4**

**881065-4**

38,90 x 10,00 x 131,50 x 30°

14,04 x 10,00 x 60,00 | IN

**861024-4**

**881064-4**

**911001-8**

33,30 x 10,00 x 131,00 x 30°

14,04 x 10,00 x 48,50 | EX

Ø 10,00

**90,900 mm**

**121**

OM 616.960 ,

**851027-4**

**881065-4**

**901004-1**

39,80 x 10,00 x 131,30 x 30°

14,04 x 10,00 x 60,00 | IN

**861028-4**

**881064-4**

34,20 x 10,00 x 131,30 x 30°

14,04 x 10,00 x 48,50 | EX

**90,900 mm**

**122**

OM 617.913 , OM 617.931 , OM 617.932 , OM 617.933 , OM 617.950 , OM 617.951 , OM 617.952 ,

**851027-4**

**881065-4**

39,80 x 10,00 x 131,30 x 30°

14,04 x 10,00 x 60,00 | IN

**861028-4**

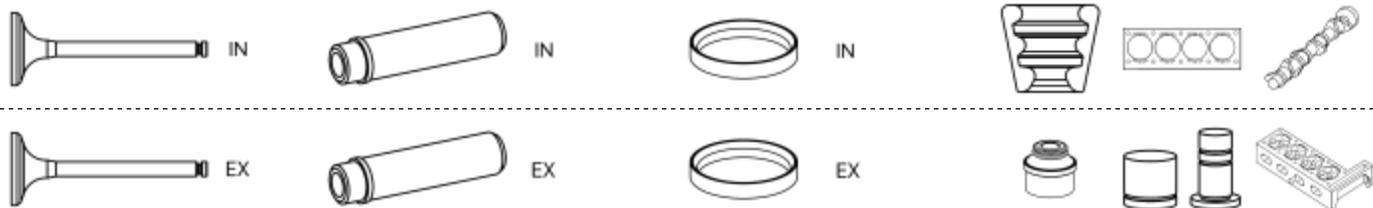
**881064-4**

**911001-8**

34,20 x 10,00 x 131,30 x 30°

14,04 x 10,00 x 48,50 | EX

Ø 10,00



## 91,000 mm

123

M 104.941 (AMG 3.6) , M 104.992 (AMG 3.6) , M 104.996 (AMG 3.6) ,

**851005-4**

35,05 x 7,00 x 101,55 x 45°

**881110-4**

12,56 x 7,00 x 37,50 | IN

**M-7**

**851086-6**

35,00 x 7,00 x 102,00 x 45°

**R-7**

**851098-4**

35,00 x 7,00 x 102,00 x 45°

**861000-4**

31,00 x 7,00 x 103,65 x 45°

**971004-8**

Hydro

**861099-4**

31,10 x 7,00 x 103,50 x 45°

## 91,000 mm

124

OM 616.910 , OM 616.911 , OM 616.913 , OM 616.914 , OM 616.916 , OM 616.932 , OM 616.933 , OM 616.934 , OM 616.942 , OM 616.943 , OM 616.944 , OM 616.962 ,

**851027-4**

39,80 x 10,00 x 131,30 x 30°

**881065-4**

14,04 x 10,00 x 60,00 | IN

**901004-1**

**861028-4**

34,20 x 10,00 x 131,30 x 30°

**881064-4**

14,04 x 10,00 x 48,50 | EX

**911001-8**

Ø 10,00

## 91,000 mm

125

OM 616.961 ,

**851027-4**

39,80 x 10,00 x 131,30 x 30°

**881065-4**

14,04 x 10,00 x 60,00 | IN

**901004-1**

**861028-4**

34,20 x 10,00 x 131,30 x 30°

**881064-4**

14,04 x 10,00 x 48,50 | EX

## 91,000 mm

126

OM 617.910 , OM 617.912 , OM 617.919 ,

**851027-4**

39,80 x 10,00 x 131,30 x 30°

**881065-4**

14,04 x 10,00 x 60,00 | IN

**861028-4**

34,20 x 10,00 x 131,30 x 30°

**881064-4**

14,04 x 10,00 x 48,50 | EX

**911001-8**

Ø 10,00

## 92,000 mm

127

M 116.960 , M 116.961 ,

**851029-4**

44,36 x 9,00 x 117,00 x 45°

**881036-4**

14,05 x 9,00 x 47,50 | IN

**R-9**

**851035-4**

39,25 x 9,00 x 117,10 x 45°

**861036-4**

37,20 x 9,00 x 118,05 x 45°

**881049-4**

15,05 x 9,00 x 50,50 | EX

**881097-4**

15,05 x 9,00 x 50,50 | EX



## 92,000 mm

128

M 116.964 , M 116.965 ,

**851029-4**

**881036-4**

**R-9**

44,36 x 9,00 x 117,00 x 45°

14,05 x 9,00 x 47,50 | IN

**861032-4**

**881049-4**

**911002-8**

39,20 x 9,00 x 118,00 x 45°

15,05 x 9,00 x 50,50 | EX

Ø 9,00

## 92,000 mm

129

M 116.980 , M 116.981 , M 116.982 , M 116.983 , M 116.984 , M 116.985 , M 116.990 , M 116.991 , M 116.992 , M 116.993 , M 117.981 , M 117.982 , M 117.983 , M 117.984 , M 117.985 , M 117.986 , M 117.992 , M 117.993 ,

**851029-4**

**881036-4**

**R-9**

44,36 x 9,00 x 117,00 x 45°

14,05 x 9,00 x 47,50 | IN

**861016-6**

**881086-4**

37,30 x 11,00 x 118,00 x 45°

15,05 x 11,00 x 49,00 | EX

## 92,000 mm

130

M 119.971 , M 119.975 , M 119.981 , M 119.985 ,

**851088-4**

**881103-4**

35,00 x 7,00 x 96,00 x 45°

13,55 x 7,00 x 35,50 | IN

**851092-4**

**881110-4**

38,00 x 7,00 x 95,90 x 45°

12,56 x 7,00 x 37,50 | IN

**851219-4**

35,10 x 7,00 x 95,75 x 45°

**861089-4**

**881105-4**

**971004-8**

33,00 x 7,00 x 103,00 x 45°

13,55 x 7,00 x 40,45 | EX

Hydro

## 92,900 mm

131

M 272.960 , M 272.961 , M 272.963 , M 272.964 , M 272.965 , M 272.966 , M 272.967 , M 272.970 , M 272.971 , M 272.972 , M 272.975 , M 272.978 , M 272.980 , M 272.988 , M 272.991 , M 273.922 , M 273.923 , M 273.924 ,

**851221-6**

**M-6**

39,60 x 6,00 x 108,80 x 45°

**861222-6**

**915097-8**

**973801-8**

30,01 x 6,00 x 107,30 x 45°

Ø 6,00

Hydro

## 92,900 mm

132

M 272.962 ,

**973801-8**

Hydro

## 92,900 mm

133

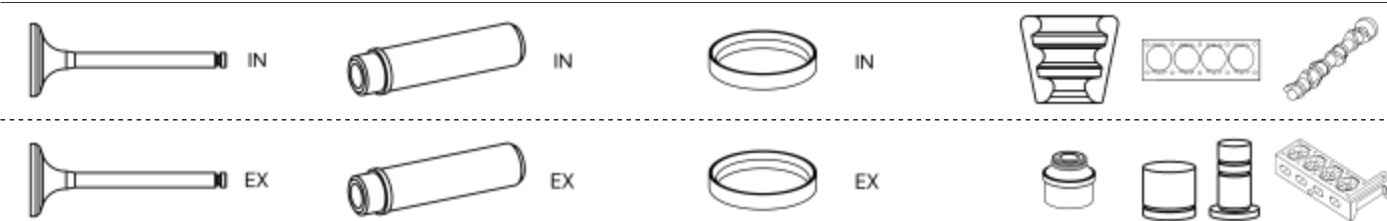
M 272.968 , M 272.973 , M 272.974 , M 272.977 , M 272.982 , M 272.983 , M 272.984 , M 272.985 , M 276.850 , M 276.853 , M 276.954 , M 276.960 ,

**915097-8**

**973801-8**

Ø 6,00

Hydro



<b>92,900 mm</b>		<b>134</b>
------------------	--	------------

M 272.969 , M 272.979 ,  
**851221-6**  
 39,60 x 6,00 x 108,80 x 45°

**915097-8**   **973801-8**  
 Ø 6,00   Hydro

<b>92,900 mm</b>		<b>135</b>
------------------	--	------------

M 276.851 , M 276.852 , M 276.854 , M 276.855 , M 276.962 ,

**915097-8**  
 Ø 6,00

<b>92,900 mm</b>		<b>136</b>
------------------	--	------------

M 276.950 , M 276.952 , M 276.955 , M 276.956 , M 276.957 , M 276.958 , M 278.920 , M 278.922 , M 278.927 , M 278.928 , M 278.929 , M 278.932 ,

**M-6**

**915097-8**   **973801-8**  
 Ø 6,00   Hydro

<b>93,750 mm</b>		<b>137</b>
------------------	--	------------

M 115.951 , M 115.952 , M 115.954 , M 115.955 , M 115.958 , M 115.970 , M 115.971 , M 115.972 , M 115.973 , M 115.974 ,

<b>851030-4</b> 47,00 x 9,00 x 128,60 x 45°	<b>881087-4</b> 14,035 x 9,00 x 55,00   IN	<b>R-9</b>	
	<b>881088-4</b> 15,05 x 11,00 x 45,00   EX		

<b>95,000 mm</b>		<b>138</b>
------------------	--	------------

OM 321 ,

<b>851025-6</b> 22,40 x 6,00 x 96,20 x 45°	<b>881093-6</b> 15,03 x 9,00 x 78,00   IN	<b>L-12</b>	
	<b>881089-6</b> 15,00 x 9,00 x 73,00   EX		

<b>95,500 mm</b>		<b>139</b>
------------------	--	------------

M 102.942 , M 102.943 , M 102.959 , M 102.980 , M 102.981 , M 102.998 ,

<b>851033-4</b> 43,10 x 8,00 x 114,90 x 45°	<b>881050-4</b> 14,05 x 8,00 x 46,00   IN	<b>R-8</b>	
<b>851055-4</b> 46,20 x 8,00 x 115,00 x 45°	<b>881067-4</b> 14,05 x 8,00 x 46,00   IN		
<b>861034-4</b> 39,10 x 9,00 x 115,80 x 45°	<b>881068-4</b> 14,05 x 9,00 x 51,00   EX	<b>911003-8</b> Ø 8,00	
	<b>881077-4</b> 14,04 x 9,00 x 51,00   EX	<b>911004-8</b> Ø 8,00	





## 95,500 mm

140

M 102.945 , M 102.946 , M 102.958 , M 102.979 , M 102.982 , M 102.987 , M 102.989 , M 102.996 , M 102.997 ,

<b>851055-4</b> 46,20 x 8,00 x 115,00 x 45°	<b>881050-4</b> 14,05 x 8,00 x 46,00   IN	<b>R-8</b>	<b>511001-1</b>
	<b>881067-4</b> 14,05 x 8,00 x 46,00   IN		
<b>861034-4</b> 39,10 x 9,00 x 115,80 x 45°	<b>881068-4</b> 14,05 x 9,00 x 51,00   EX	<b>911003-8</b> Ø 8,00	
	<b>881077-4</b> 14,04 x 9,00 x 51,00   EX	<b>911004-8</b> Ø 8,00	

## 95,500 mm

141

M 102.983 ,

<b>881051-4</b> 13,05 x 7,00 x 45,50   IN
--

## 95,500 mm

142

M 102.985 ,

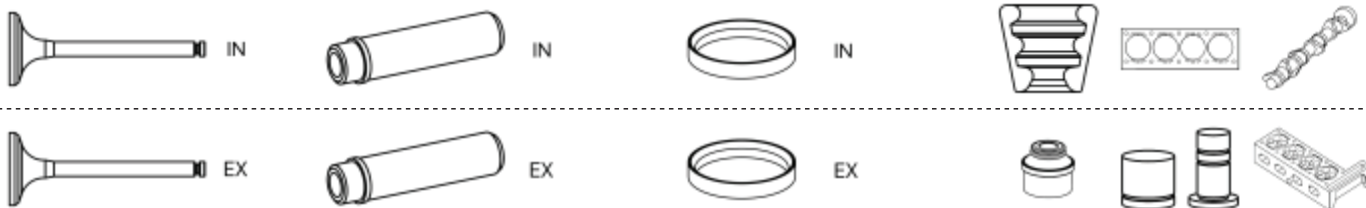
<b>851055-4</b> 46,20 x 8,00 x 115,00 x 45°	<b>881050-4</b> 14,05 x 8,00 x 46,00   IN	<b>R-8</b>	<b>511001-1</b>
	<b>881067-4</b> 14,05 x 8,00 x 46,00   IN		
	<b>881083-6</b> 14,05 x 8,00 x 42,00   IN   EX		
<b>861034-4</b> 39,10 x 9,00 x 115,80 x 45°	<b>881068-4</b> 14,05 x 9,00 x 51,00   EX	<b>911003-8</b> Ø 8,00	
<b>861048-6</b> 35,10 x 9,00 x 111,00 x 45°	<b>881071-6</b> 14,05 x 9,00 x 48,00   EX	<b>911004-8</b> Ø 8,00	
	<b>881077-4</b> 14,04 x 9,00 x 51,00   EX		

## 95,500 mm

143

M 102.990 , M 102.991 , M 102.992 ,

<b>881056-4</b> 13,00 x 7,00 x 43,00   IN
--



<b>96,500 mm</b>	<b>144</b>
------------------	------------

M 117.960 , M 117.961 ,		
<b>851029-4</b>	<b>881036-4</b>	<b>R-9</b>
44,36 x 9,00 x 117,00 x 45°	14,05 x 9,00 x 47,50   IN	
<b>851056-4</b>		
46,00 x 9,00 x 117,00 x 45°		
<b>861032-4</b>	<b>881049-4</b>	
39,20 x 9,00 x 118,00 x 45°	15,05 x 9,00 x 50,50   EX	
	<b>881054-6</b>	
	15,05 x 9,00 x 54,00   EX	
	<b>881097-4</b>	
	15,05 x 9,00 x 50,50   EX	

<b>96,500 mm</b>	<b>145</b>
------------------	------------

M 117.962 , M 117.963 , M 117.964 , M 117.965 ,		
<b>851029-4</b>	<b>881036-4</b>	<b>R-9</b>
44,36 x 9,00 x 117,00 x 45°	14,05 x 9,00 x 47,50   IN	
<b>851056-4</b>		
46,00 x 9,00 x 117,00 x 45°		
<b>861032-4</b>	<b>881049-4</b>	<b>911002-8</b>
39,20 x 9,00 x 118,00 x 45°	15,05 x 9,00 x 50,50   EX	Ø 9,00
	<b>881054-6</b>	
	15,05 x 9,00 x 54,00   EX	

<b>96,500 mm</b>	<b>146</b>
------------------	------------

M 117.967 , M 117.968 ,		
<b>851029-4</b>	<b>881036-4</b>	<b>R-9</b>
44,36 x 9,00 x 117,00 x 45°	14,05 x 9,00 x 47,50   IN	
<b>851056-4</b>		
46,00 x 9,00 x 117,00 x 45°		
<b>861032-4</b>	<b>881049-4</b>	<b>911002-8</b>
39,20 x 9,00 x 118,00 x 45°	15,05 x 9,00 x 50,50   EX	Ø 9,00

<b>96,500 mm</b>	<b>147</b>
------------------	------------

M 119.960 ,		
<b>851088-4</b>	<b>881101-4</b>	
35,00 x 7,00 x 96,00 x 45°	13,50 x 8,00 x 35,50   IN	
<b>851090-4</b>	<b>881103-4</b>	
38,00 x 8,00 x 95,80 x 45°	13,55 x 7,00 x 35,50   IN	
<b>851092-4</b>	<b>881110-4</b>	
38,00 x 7,00 x 95,90 x 45°	12,56 x 7,00 x 37,50   IN	
<b>851219-4</b>		
35,10 x 7,00 x 95,75 x 45°		
<b>861089-4</b>	<b>881105-4</b>	<b>971004-8</b>
33,00 x 7,00 x 103,00 x 45°	13,55 x 7,00 x 40,45   EX	Hydro
<b>861091-4</b>		
33,00 x 9,00 x 103,00 x 45°		



## 96,500 mm

**148**

M 119.970 , M 119.974 ,

**851088-4** **881103-4**

35,00 x 7,00 x 96,00 x 45° 13,55 x 7,00 x 35,50 | IN

**851090-4** **881110-4**

38,00 x 8,00 x 95,80 x 45° 12,56 x 7,00 x 37,50 | IN

**851092-4**

38,00 x 7,00 x 95,90 x 45°

**851219-4**

35,10 x 7,00 x 95,75 x 45°

**861089-4** **881105-4**

33,00 x 7,00 x 103,00 x 45° 13,55 x 7,00 x 40,45 | EX

**971004-8**

Hydro

**861091-4**

33,00 x 9,00 x 103,00 x 45°

## 96,500 mm

**149**

M 119.972 , M 119.980 , M 119.982 , M 119.985 (AMG 5.0) ,

**851088-4** **881103-4**

35,00 x 7,00 x 96,00 x 45° 13,55 x 7,00 x 35,50 | IN

**851092-4** **881110-4**

38,00 x 7,00 x 95,90 x 45° 12,56 x 7,00 x 37,50 | IN

**851219-4**

35,10 x 7,00 x 95,75 x 45°

**861089-4** **881105-4**

33,00 x 7,00 x 103,00 x 45° 13,55 x 7,00 x 40,45 | EX

**971004-8**

Hydro

## 97,000 mm

**150**

ADE314N , OM 314.968 ,

**901005-1**

## 97,000 mm

**151**

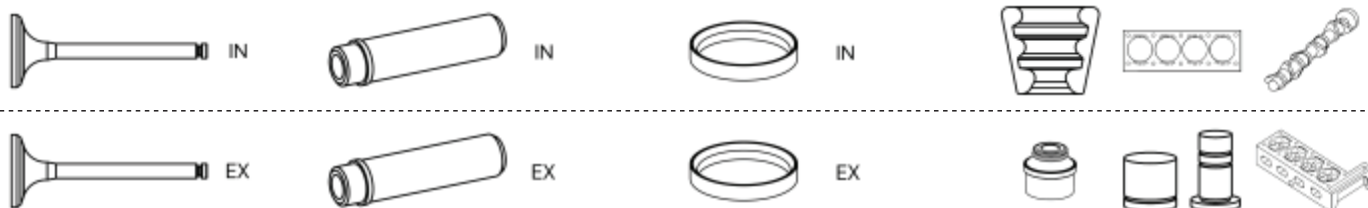
M 112.970 , M 112.972 , M 112.973 , M 112.975 , M 112.976 , M 113.960 , M 113.961 , M 113.962 , M 113.963 , M 113.964 , M 113.965 , M 113.966 , M 113.967 , M 113.968 , M 113.969 , M 113.971 , M 113.980 , M 113.981 , M 113.982 , M 113.984 , M 113.986 , M 113.987 , M 113.988 , M 113.989 , M 113.990 , M 113.991 , M 113.992 , M 113.993 , M 113.995 ,

**851203-4** **881113-6**

38,10 x 7,00 x 119,05 x 45° 12,74 x 7,00 x 50,00 | IN | EX

**861204-4**

43,05 x 7,00 x 121,80 x 45°



## 97,000 mm

152

OM 314.900 , OM 314.910 , OM 314.914 , OM 314.915 , OM 314.918 , OM 314.919 , OM 314.940 , OM 314.941 , OM 314.942 , OM 314.943 , OM 314.944 , OM 314.945 , OM 314.946 , OM 314.947 , OM 314.948 , OM 314.949 , OM 314.950 , OM 314.951 , OM 314.954 ,

<b>851031-6</b> 44,00 x 9,00 x 140,50 x 45°	<b>881032-6</b> 15,04 x 9,00 x 72,00   IN	<b>871034-6</b> 45,87 x 37,00 x 8,30 x 45°   IN	<b>L-12</b>	<b>901005-1</b>
<b>851067-6</b> 43,10 x 9,00 x 141,00 x 30°	<b>881093-6</b> 15,03 x 9,00 x 78,00   IN	<b>871036-6</b> 45,07 x 37,00 x 8,30 x 45°   IN		
<b>861038-6</b> 36,00 x 10,00 x 140,50 x 45°	<b>881026-6</b> 15,04 x 10,00 x 67,00   EX	<b>871037-6</b> 38,00 x 30,00 x 8,50 x 45°   EX		<b>971052-6</b>
<b>861066-6</b> 36,00 x 10,00 x 140,50 x 45°	<b>881037-6</b> 15,028 x 10,00 x 67,00   EX			
	<b>881072-6</b> 15,037 x 10,00 x 73,00   EX			
	<b>881089-6</b> 15,00 x 9,00 x 73,00   EX			

## 97,000 mm

153

OM 314.916 ,

<b>851031-6</b> 44,00 x 9,00 x 140,50 x 45°	<b>881032-6</b> 15,04 x 9,00 x 72,00   IN	<b>871034-6</b> 45,87 x 37,00 x 8,30 x 45°   IN	<b>L-12</b>	<b>901005-1</b>
		<b>871036-6</b> 45,07 x 37,00 x 8,30 x 45°   IN		
<b>861038-6</b> 36,00 x 10,00 x 140,50 x 45°	<b>881026-6</b> 15,04 x 10,00 x 67,00   EX	<b>871037-6</b> 38,00 x 30,00 x 8,50 x 45°   EX		<b>971052-6</b>
<b>861066-6</b> 36,00 x 10,00 x 140,50 x 45°	<b>881037-6</b> 15,028 x 10,00 x 67,00   EX			
	<b>881072-6</b> 15,037 x 10,00 x 73,00   EX			
	<b>881089-6</b> 15,00 x 9,00 x 73,00   EX			

## 97,000 mm

154

OM 314.917 ,

<b>851031-6</b> 44,00 x 9,00 x 140,50 x 45°	<b>881032-6</b> 15,04 x 9,00 x 72,00   IN	<b>871034-6</b> 45,87 x 37,00 x 8,30 x 45°   IN	<b>L-12</b>	<b>901005-1</b>
<b>851067-6</b> 43,10 x 9,00 x 141,00 x 30°		<b>871036-6</b> 45,07 x 37,00 x 8,30 x 45°   IN		
<b>861038-6</b> 36,00 x 10,00 x 140,50 x 45°	<b>881026-6</b> 15,04 x 10,00 x 67,00   EX	<b>871037-6</b> 38,00 x 30,00 x 8,50 x 45°   EX		<b>971052-6</b>
<b>861066-6</b> 36,00 x 10,00 x 140,50 x 45°	<b>881037-6</b> 15,028 x 10,00 x 67,00   EX			
	<b>881072-6</b> 15,037 x 10,00 x 73,00   EX			
	<b>881089-6</b> 15,00 x 9,00 x 73,00   EX			



## 97,000 mm

155

OM 314.920 ,

<b>851031-6</b> 44,00 x 9,00 x 140,50 x 45°	<b>881032-6</b> 15,04 x 9,00 x 72,00   IN	<b>871034-6</b> 45,87 x 37,00 x 8,30 x 45°   IN	<b>901005-1</b>
<b>851067-6</b> 43,10 x 9,00 x 141,00 x 30°		<b>871036-6</b> 45,07 x 37,00 x 8,30 x 45°   IN	
<b>861038-6</b> 36,00 x 10,00 x 140,50 x 45°	<b>881026-6</b> 15,04 x 10,00 x 67,00   EX	<b>871037-6</b> 38,00 x 30,00 x 8,50 x 45°   EX	<b>971052-6</b>
<b>861066-6</b> 36,00 x 10,00 x 140,50 x 45°	<b>881037-6</b> 15,028 x 10,00 x 67,00   EX		
	<b>881072-6</b> 15,037 x 10,00 x 73,00   EX		
	<b>881089-6</b> 15,00 x 9,00 x 73,00   EX		

## 97,000 mm

156

OM 314.921 , OM 314.922 ,

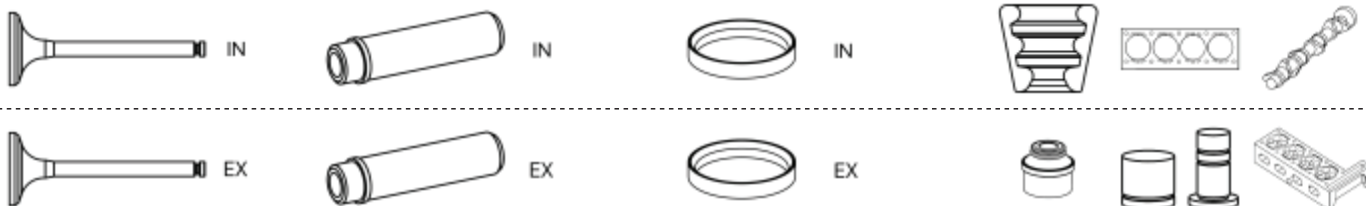
<b>851031-6</b> 44,00 x 9,00 x 140,50 x 45°	<b>881032-6</b> 15,04 x 9,00 x 72,00   IN	<b>871034-6</b> 45,87 x 37,00 x 8,30 x 45°   IN	<b>901005-1</b>
		<b>871036-6</b> 45,07 x 37,00 x 8,30 x 45°   IN	
<b>861038-6</b> 36,00 x 10,00 x 140,50 x 45°	<b>881026-6</b> 15,04 x 10,00 x 67,00   EX	<b>871037-6</b> 38,00 x 30,00 x 8,50 x 45°   EX	<b>971052-6</b>
<b>861066-6</b> 36,00 x 10,00 x 140,50 x 45°	<b>881037-6</b> 15,028 x 10,00 x 67,00   EX		
	<b>881072-6</b> 15,037 x 10,00 x 73,00   EX		
	<b>881089-6</b> 15,00 x 9,00 x 73,00   EX		
	<b>881094-6</b> 15,03 x 10,00 x 78,00   EX		

## 97,000 mm

157

OM 314.953 ,

<b>851031-6</b> 44,00 x 9,00 x 140,50 x 45°		<b>871034-6</b> 45,87 x 37,00 x 8,30 x 45°   IN	<b>L-12</b>	<b>901005-1</b>
		<b>871036-6</b> 45,07 x 37,00 x 8,30 x 45°   IN		
<b>861038-6</b> 36,00 x 10,00 x 140,50 x 45°	<b>881026-6</b> 15,04 x 10,00 x 67,00   EX			<b>971052-6</b>
<b>861066-6</b> 36,00 x 10,00 x 140,50 x 45°	<b>881072-6</b> 15,037 x 10,00 x 73,00   EX			
	<b>881089-6</b> 15,00 x 9,00 x 73,00   EX			



## 97,000 mm

158

OM 314.956 , OM 314.957 ,

<b>851031-6</b> 44,00 x 9,00 x 140,50 x 45°	<b>881032-6</b> 15,04 x 9,00 x 72,00   IN	<b>871034-6</b> 45,87 x 37,00 x 8,30 x 45°   IN <b>871036-6</b> 45,07 x 37,00 x 8,30 x 45°   IN	<b>901005-1</b>
<b>861038-6</b> 36,00 x 10,00 x 140,50 x 45°	<b>881026-6</b> 15,04 x 10,00 x 67,00   EX	<b>871037-6</b> 38,00 x 30,00 x 8,50 x 45°   EX	<b>971052-6</b>
<b>861066-6</b> 36,00 x 10,00 x 140,50 x 45°	<b>881037-6</b> 15,028 x 10,00 x 67,00   EX <b>881072-6</b> 15,037 x 10,00 x 73,00   EX <b>881089-6</b> 15,00 x 9,00 x 73,00   EX		

## 97,000 mm

159

OM 314.958 , OM 314.960 ,

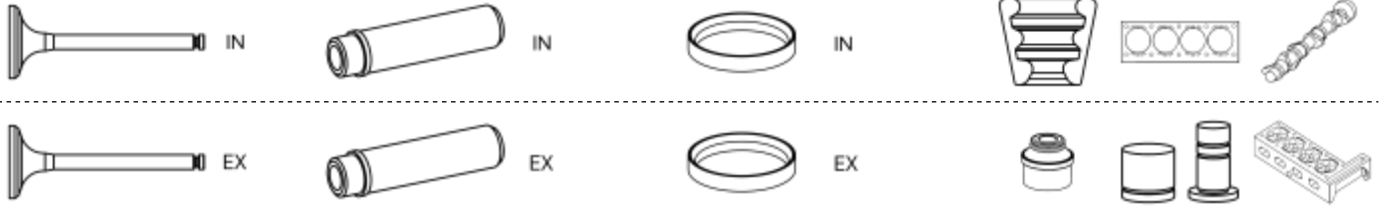
<b>851031-6</b> 44,00 x 9,00 x 140,50 x 45°	<b>881032-6</b> 15,04 x 9,00 x 72,00   IN	<b>871034-6</b> 45,87 x 37,00 x 8,30 x 45°   IN <b>871036-6</b> 45,07 x 37,00 x 8,30 x 45°   IN	<b>901005-1</b>
	<b>881026-6</b> 15,04 x 10,00 x 67,00   EX <b>881037-6</b> 15,028 x 10,00 x 67,00   EX <b>881072-6</b> 15,037 x 10,00 x 73,00   EX	<b>871037-6</b> 38,00 x 30,00 x 8,50 x 45°   EX	<b>971052-6</b>

## 97,000 mm

160

OM 314.959 , OM 314.961 , OM 314.962 , OM 314.963 , OM 314.964 , OM 314.965 , OM 314.967 , OM 343.910 ,

<b>851031-6</b> 44,00 x 9,00 x 140,50 x 45°	<b>881032-6</b> 15,04 x 9,00 x 72,00   IN	<b>871034-6</b> 45,87 x 37,00 x 8,30 x 45°   IN	<b>901005-1</b>
<b>851067-6</b> 43,10 x 9,00 x 141,00 x 30°	<b>881093-6</b> 15,03 x 9,00 x 78,00   IN	<b>871036-6</b> 45,07 x 37,00 x 8,30 x 45°   IN	
<b>861038-6</b> 36,00 x 10,00 x 140,50 x 45°	<b>881026-6</b> 15,04 x 10,00 x 67,00   EX	<b>871037-6</b> 38,00 x 30,00 x 8,50 x 45°   EX	<b>971052-6</b>
<b>861066-6</b> 36,00 x 10,00 x 140,50 x 45°	<b>881037-6</b> 15,028 x 10,00 x 67,00   EX <b>881072-6</b> 15,037 x 10,00 x 73,00   EX <b>881089-6</b> 15,00 x 9,00 x 73,00   EX		



## 97,000 mm

**161**

OM 314.970 ,

<b>851031-6</b> 44,00 x 9,00 x 140,50 x 45°	<b>881032-6</b> 15,04 x 9,00 x 72,00   IN	<b>871034-6</b> 45,87 x 37,00 x 8,30 x 45°   IN <b>871036-6</b> 45,07 x 37,00 x 8,30 x 45°   IN	<b>901005-1</b>
<b>861038-6</b> 36,00 x 10,00 x 140,50 x 45°	<b>881026-6</b> 15,04 x 10,00 x 67,00   EX	<b>871037-6</b> 38,00 x 30,00 x 8,50 x 45°   EX	<b>971052-6</b>
<b>861066-6</b> 36,00 x 10,00 x 140,50 x 45°	<b>881072-6</b> 15,037 x 10,00 x 73,00   EX <b>881089-6</b> 15,00 x 9,00 x 73,00   EX		

## 97,000 mm

**162**

OM 340.930 ,

<b>851031-6</b> 44,00 x 9,00 x 140,50 x 45°	<b>881032-6</b> 15,04 x 9,00 x 72,00   IN	<b>871034-6</b> 45,87 x 37,00 x 8,30 x 45°   IN	
<b>851067-6</b> 43,10 x 9,00 x 141,00 x 30°	<b>881093-6</b> 15,03 x 9,00 x 78,00   IN	<b>871036-6</b> 45,07 x 37,00 x 8,30 x 45°   IN	
<b>861038-6</b> 36,00 x 10,00 x 140,50 x 45°	<b>881026-6</b> 15,04 x 10,00 x 67,00   EX	<b>871037-6</b> 38,00 x 30,00 x 8,50 x 45°   EX	<b>971052-6</b>
<b>861066-6</b> 36,00 x 10,00 x 140,50 x 45°	<b>881072-6</b> 15,037 x 10,00 x 73,00   EX <b>881089-6</b> 15,00 x 9,00 x 73,00   EX		

## 97,000 mm

**163**

OM 340.932 ,

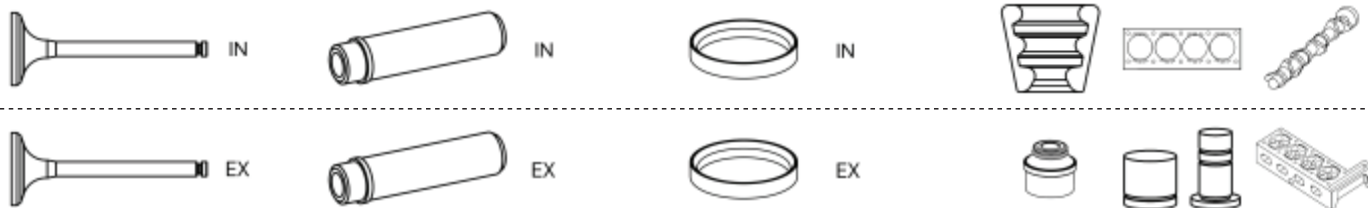
<b>851031-6</b> 44,00 x 9,00 x 140,50 x 45°	<b>881032-6</b> 15,04 x 9,00 x 72,00   IN	<b>871034-6</b> 45,87 x 37,00 x 8,30 x 45°   IN	<b>901005-1</b>
<b>851067-6</b> 43,10 x 9,00 x 141,00 x 30°	<b>881093-6</b> 15,03 x 9,00 x 78,00   IN	<b>871036-6</b> 45,07 x 37,00 x 8,30 x 45°   IN	
<b>861038-6</b> 36,00 x 10,00 x 140,50 x 45°	<b>881026-6</b> 15,04 x 10,00 x 67,00   EX	<b>871037-6</b> 38,00 x 30,00 x 8,50 x 45°   EX	<b>971052-6</b>
<b>861066-6</b> 36,00 x 10,00 x 140,50 x 45°	<b>881072-6</b> 15,037 x 10,00 x 73,00   EX <b>881089-6</b> 15,00 x 9,00 x 73,00   EX		

## 97,000 mm

**164**

OM 341.900 ,

<b>871034-6</b> 45,87 x 37,00 x 8,30 x 45°   IN <b>871036-6</b> 45,07 x 37,00 x 8,30 x 45°   IN	<b>901006-1</b>
<b>871037-6</b> 38,00 x 30,00 x 8,50 x 45°   EX	<b>971052-6</b>



## 97,000 mm

## 165

OM 341.910 , OM 341.911 , OM 341.912 , OM 341.915 , OM 341.918 , OM 341.919 , OM 341.931 , OM 341.932 , OM 341.935 , OM 341.936 , OM 341.938 , OM 341.941 , OM 341.946 , OM 341.949 , OM 341.995 , OM 353.949 , OM 353.957 ,

<b>851031-6</b> 44,00 x 9,00 x 140,50 x 45°	<b>881032-6</b> 15,04 x 9,00 x 72,00   IN	<b>871034-6</b> 45,87 x 37,00 x 8,30 x 45°   IN	<b>901006-1</b>
	<b>881093-6</b> 15,03 x 9,00 x 78,00   IN	<b>871036-6</b> 45,07 x 37,00 x 8,30 x 45°   IN	
<b>861038-6</b> 36,00 x 10,00 x 140,50 x 45°	<b>881026-6</b> 15,04 x 10,00 x 67,00   EX	<b>871037-6</b> 38,00 x 30,00 x 8,50 x 45°   EX	<b>971052-6</b>
<b>861066-6</b> 36,00 x 10,00 x 140,50 x 45°	<b>881072-6</b> 15,037 x 10,00 x 73,00   EX		
	<b>881089-6</b> 15,00 x 9,00 x 73,00   EX		

## 97,000 mm

## 166

OM 341.913 , OM 341.933 , OM 341.934 , OM 341.937 , OM 341.939 , OM 341.943 , OM 341.947 , OM 341.996 ,

<b>851031-6</b> 44,00 x 9,00 x 140,50 x 45°	<b>881032-6</b> 15,04 x 9,00 x 72,00   IN	<b>871034-6</b> 45,87 x 37,00 x 8,30 x 45°   IN	<b>901006-1</b>
<b>851067-6</b> 43,10 x 9,00 x 141,00 x 30°	<b>881093-6</b> 15,03 x 9,00 x 78,00   IN	<b>871036-6</b> 45,07 x 37,00 x 8,30 x 45°   IN	
<b>861038-6</b> 36,00 x 10,00 x 140,50 x 45°	<b>881026-6</b> 15,04 x 10,00 x 67,00   EX	<b>871037-6</b> 38,00 x 30,00 x 8,50 x 45°   EX	<b>971052-6</b>
<b>861066-6</b> 36,00 x 10,00 x 140,50 x 45°	<b>881072-6</b> 15,037 x 10,00 x 73,00   EX		
	<b>881089-6</b> 15,00 x 9,00 x 73,00   EX		

## 97,000 mm

## 167

OM 341.948 , OM 341.950 , OM 341.951 ,

<b>851031-6</b> 44,00 x 9,00 x 140,50 x 45°		<b>871034-6</b> 45,87 x 37,00 x 8,30 x 45°   IN	<b>901006-1</b>
<b>851067-6</b> 43,10 x 9,00 x 141,00 x 30°		<b>871036-6</b> 45,07 x 37,00 x 8,30 x 45°   IN	
<b>861038-6</b> 36,00 x 10,00 x 140,50 x 45°	<b>881026-6</b> 15,04 x 10,00 x 67,00   EX	<b>871037-6</b> 38,00 x 30,00 x 8,50 x 45°   EX	<b>971052-6</b>
<b>861066-6</b> 36,00 x 10,00 x 140,50 x 45°	<b>881072-6</b> 15,037 x 10,00 x 73,00   EX		
	<b>881089-6</b> 15,00 x 9,00 x 73,00   EX		





## 97,000 mm

168

OM 343.932 ,

<b>851031-6</b> 44,00 x 9,00 x 140,50 x 45°	<b>881032-6</b> 15,04 x 9,00 x 72,00   IN	<b>871034-6</b> 45,87 x 37,00 x 8,30 x 45°   IN	<b>901005-1</b>
<b>851067-6</b> 43,10 x 9,00 x 141,00 x 30°	<b>881093-6</b> 15,03 x 9,00 x 78,00   IN	<b>871036-6</b> 45,07 x 37,00 x 8,30 x 45°   IN	
<b>861038-6</b> 36,00 x 10,00 x 140,50 x 45°	<b>881026-6</b> 15,04 x 10,00 x 67,00   EX		<b>971052-6</b>
<b>861066-6</b> 36,00 x 10,00 x 140,50 x 45°	<b>881037-6</b> 15,028 x 10,00 x 67,00   EX		
	<b>881072-6</b> 15,037 x 10,00 x 73,00   EX		
	<b>881089-6</b> 15,00 x 9,00 x 73,00   EX		

## 97,000 mm

169

OM 343.934 ,

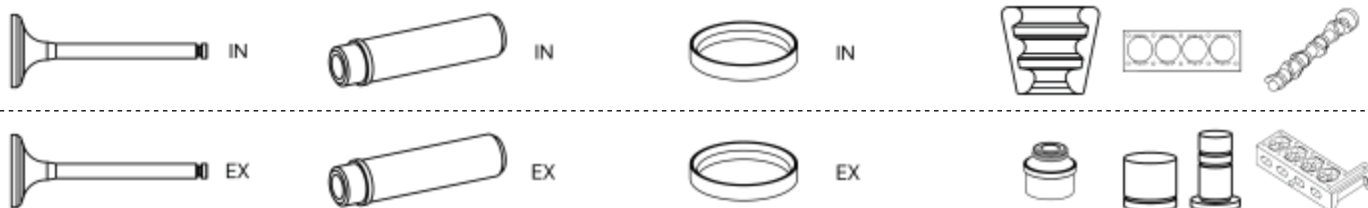
<b>851031-6</b> 44,00 x 9,00 x 140,50 x 45°	<b>881093-6</b> 15,03 x 9,00 x 78,00   IN	<b>871034-6</b> 45,87 x 37,00 x 8,30 x 45°   IN	<b>901005-1</b>
		<b>871036-6</b> 45,07 x 37,00 x 8,30 x 45°   IN	
<b>861038-6</b> 36,00 x 10,00 x 140,50 x 45°	<b>881026-6</b> 15,04 x 10,00 x 67,00   EX	<b>871037-6</b> 38,00 x 30,00 x 8,50 x 45°   EX	<b>971052-6</b>
<b>861066-6</b> 36,00 x 10,00 x 140,50 x 45°	<b>881072-6</b> 15,037 x 10,00 x 73,00   EX		
	<b>881089-6</b> 15,00 x 9,00 x 73,00   EX		

## 97,000 mm

170

OM 344.905 , OM 344.912 , OM 344.930 , OM 344.932 , OM 344.940 , OM 344.946 , OM 344.963 ,

<b>851031-6</b> 44,00 x 9,00 x 140,50 x 45°	<b>881032-6</b> 15,04 x 9,00 x 72,00   IN	<b>871034-6</b> 45,87 x 37,00 x 8,30 x 45°   IN	<b>901006-1</b>
<b>851067-6</b> 43,10 x 9,00 x 141,00 x 30°	<b>881093-6</b> 15,03 x 9,00 x 78,00   IN	<b>871036-6</b> 45,07 x 37,00 x 8,30 x 45°   IN	
<b>861038-6</b> 36,00 x 10,00 x 140,50 x 45°	<b>881026-6</b> 15,04 x 10,00 x 67,00   EX	<b>871037-6</b> 38,00 x 30,00 x 8,50 x 45°   EX	<b>971052-6</b>
<b>861066-6</b> 36,00 x 10,00 x 140,50 x 45°	<b>881037-6</b> 15,028 x 10,00 x 67,00   EX		
	<b>881072-6</b> 15,037 x 10,00 x 73,00   EX		
	<b>881089-6</b> 15,00 x 9,00 x 73,00   EX		



## 97,000 mm

171

OM 344.913 , OM 344.931 ,

<b>851031-6</b> 44,00 x 9,00 x 140,50 x 45°	<b>881032-6</b> 15,04 x 9,00 x 72,00   IN	<b>871034-6</b> 45,87 x 37,00 x 8,30 x 45°   IN	<b>901006-1</b>
<b>851065-6</b> 42,00 x 9,00 x 141,00 x 30°	<b>881093-6</b> 15,03 x 9,00 x 78,00   IN	<b>871036-6</b> 45,07 x 37,00 x 8,30 x 45°   IN	
<b>851067-6</b> 43,10 x 9,00 x 141,00 x 30°			
<b>861038-6</b> 36,00 x 10,00 x 140,50 x 45°	<b>881026-6</b> 15,04 x 10,00 x 67,00   EX	<b>871037-6</b> 38,00 x 30,00 x 8,50 x 45°   EX	<b>971052-6</b>
<b>861066-6</b> 36,00 x 10,00 x 140,50 x 45°	<b>881037-6</b> 15,028 x 10,00 x 67,00   EX		
	<b>881072-6</b> 15,037 x 10,00 x 73,00   EX		

## 97,000 mm

172

OM 344.933 , OM 344.944 , OM 352.903 , OM 352.965 , OM 352.966 , OM 352.999 , OM 353.900 , OM 353.901 , OM 353.902 , OM 353.903 , OM 353.904 , OM 353.905 , OM 353.915 , OM 353.916 , OM 353.917 , OM 353.940 , OM 353.941 , OM 353.942 , OM 353.943 , OM 353.944 , OM 353.945 , OM 353.946 , OM 353.960 , OM 353.961 , OM 353.962 , OM 353.963 , OM 353.964 , OM 353.965 , OM 353.966 , OM 353.968 , OM 353.969 , OM 353.980 , OM 353.981 , OM 353.982 , OM 353.983 , OM 353.984 , OM 353.995 ,

<b>851031-6</b> 44,00 x 9,00 x 140,50 x 45°	<b>881032-6</b> 15,04 x 9,00 x 72,00   IN	<b>871034-6</b> 45,87 x 37,00 x 8,30 x 45°   IN	<b>901006-1</b>
	<b>881093-6</b> 15,03 x 9,00 x 78,00   IN	<b>871036-6</b> 45,07 x 37,00 x 8,30 x 45°   IN	
<b>861038-6</b> 36,00 x 10,00 x 140,50 x 45°	<b>881026-6</b> 15,04 x 10,00 x 67,00   EX	<b>871037-6</b> 38,00 x 30,00 x 8,50 x 45°   EX	<b>971052-6</b>
<b>861066-6</b> 36,00 x 10,00 x 140,50 x 45°	<b>881037-6</b> 15,028 x 10,00 x 67,00   EX		
	<b>881072-6</b> 15,037 x 10,00 x 73,00   EX		
	<b>881089-6</b> 15,00 x 9,00 x 73,00   EX		

## 97,000 mm

173

OM 344.934 , OM 344.937 , OM 344.938 , OM 344.939 , OM 344.951 ,

<b>851031-6</b> 44,00 x 9,00 x 140,50 x 45°	<b>881032-6</b> 15,04 x 9,00 x 72,00   IN	<b>871034-6</b> 45,87 x 37,00 x 8,30 x 45°   IN	<b>901006-1</b>
<b>851065-6</b> 42,00 x 9,00 x 141,00 x 30°		<b>871036-6</b> 45,07 x 37,00 x 8,30 x 45°   IN	
<b>851067-6</b> 43,10 x 9,00 x 141,00 x 30°			
<b>861038-6</b> 36,00 x 10,00 x 140,50 x 45°	<b>881026-6</b> 15,04 x 10,00 x 67,00   EX	<b>871037-6</b> 38,00 x 30,00 x 8,50 x 45°   EX	<b>971052-6</b>
<b>861066-6</b> 36,00 x 10,00 x 140,50 x 45°	<b>881037-6</b> 15,028 x 10,00 x 67,00   EX		
	<b>881072-6</b> 15,037 x 10,00 x 73,00   EX		



## 97,000 mm

174

OM 344.941 ,

<b>851031-6</b> 44,00 x 9,00 x 140,50 x 45°	<b>881032-6</b> 15,04 x 9,00 x 72,00   IN	<b>871034-6</b> 45,87 x 37,00 x 8,30 x 45°   IN	<b>901006-1</b>
<b>851067-6</b> 43,10 x 9,00 x 141,00 x 30°	<b>881093-6</b> 15,03 x 9,00 x 78,00   IN	<b>871036-6</b> 45,07 x 37,00 x 8,30 x 45°   IN	
<b>861038-6</b> 36,00 x 10,00 x 140,50 x 45°	<b>881026-6</b> 15,04 x 10,00 x 67,00   EX		<b>971052-6</b>
<b>861066-6</b> 36,00 x 10,00 x 140,50 x 45°	<b>881037-6</b> 15,028 x 10,00 x 67,00   EX		
	<b>881072-6</b> 15,037 x 10,00 x 73,00   EX		
	<b>881089-6</b> 15,00 x 9,00 x 73,00   EX		

## 97,000 mm

175

OM 344.943 , OM 344.945 ,

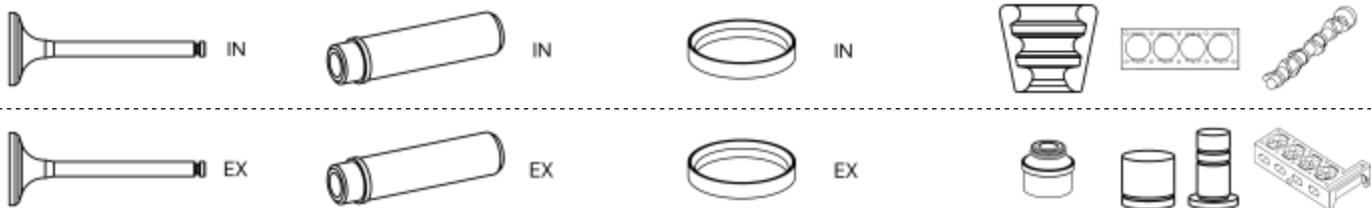
<b>851031-6</b> 44,00 x 9,00 x 140,50 x 45°	<b>881032-6</b> 15,04 x 9,00 x 72,00   IN	<b>871034-6</b> 45,87 x 37,00 x 8,30 x 45°   IN	<b>901006-1</b>
		<b>871036-6</b> 45,07 x 37,00 x 8,30 x 45°   IN	
<b>861038-6</b> 36,00 x 10,00 x 140,50 x 45°	<b>881026-6</b> 15,04 x 10,00 x 67,00   EX		<b>971052-6</b>
<b>861066-6</b> 36,00 x 10,00 x 140,50 x 45°	<b>881037-6</b> 15,028 x 10,00 x 67,00   EX		
	<b>881072-6</b> 15,037 x 10,00 x 73,00   EX		

## 97,000 mm

176

OM 344.948 , OM 344.952 ,

<b>851031-6</b> 44,00 x 9,00 x 140,50 x 45°	<b>881032-6</b> 15,04 x 9,00 x 72,00   IN	<b>871034-6</b> 45,87 x 37,00 x 8,30 x 45°   IN	<b>901006-1</b>
<b>851065-6</b> 42,00 x 9,00 x 141,00 x 30°		<b>871036-6</b> 45,07 x 37,00 x 8,30 x 45°   IN	
<b>851067-6</b> 43,10 x 9,00 x 141,00 x 30°			
<b>861038-6</b> 36,00 x 10,00 x 140,50 x 45°	<b>881026-6</b> 15,04 x 10,00 x 67,00   EX		<b>971052-6</b>
<b>861066-6</b> 36,00 x 10,00 x 140,50 x 45°	<b>881072-6</b> 15,037 x 10,00 x 73,00   EX		



## 97,000 mm

177

OM 344.949 ,

<b>851031-6</b> 44,00 x 9,00 x 140,50 x 45°	<b>881032-6</b> 15,04 x 9,00 x 72,00   IN	<b>871034-6</b> 45,87 x 37,00 x 8,30 x 45°   IN	<b>901006-1</b>
<b>851065-6</b> 42,00 x 9,00 x 141,00 x 30°	<b>881093-6</b> 15,03 x 9,00 x 78,00   IN	<b>871036-6</b> 45,07 x 37,00 x 8,30 x 45°   IN	
<b>851067-6</b> 43,10 x 9,00 x 141,00 x 30°			
<b>861038-6</b> 36,00 x 10,00 x 140,50 x 45°	<b>881026-6</b> 15,04 x 10,00 x 67,00   EX		<b>971052-6</b>
<b>861066-6</b> 36,00 x 10,00 x 140,50 x 45°	<b>881072-6</b> 15,037 x 10,00 x 73,00   EX		

## 97,000 mm

178

OM 352.901 , OM 352.904 , OM 352.905 , OM 352.906 , OM 352.907 , OM 352.908 , OM 352.909 , OM 352.910 , OM 352.911 , OM 352.912 , OM 352.914 , OM 352.915 , OM 352.917 , OM 352.930 , OM 352.931 , OM 352.932 , OM 352.933 , OM 352.934 , OM 352.935 , OM 352.936 , OM 352.938 , OM 352.939 , OM 352.942 , OM 352.943 , OM 352.944 , OM 352.945 , OM 352.948 , OM 352.953 , OM 352.954 , OM 352.955 , OM 352.959 , OM 352.963 , OM 352.964 , OM 352.967 , OM 352.969 , OM 352.970 , OM 352.971 , OM 352.972 , OM 352.973 , OM 352.974 , OM 352.975 , OM 352.976 , OM 352.978 , OM 352.979 , OM 352.980 , OM 352.981 , OM 352.982 , OM 352.983 , OM 352.985 , OM 352.986 , OM 352.987 , OM 352.989 , OM 352.990 , OM 352.991 , OM 352.992 , OM 352.993 , OM 352.996 , OM 352.997 , OM 352.998 ,

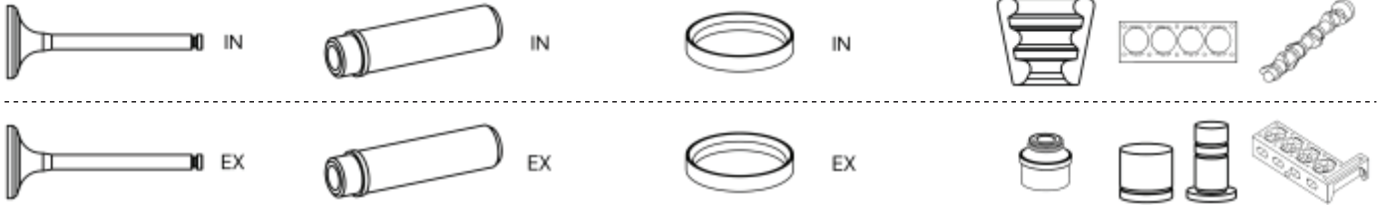
<b>851031-6</b> 44,00 x 9,00 x 140,50 x 45°	<b>881032-6</b> 15,04 x 9,00 x 72,00   IN	<b>871034-6</b> 45,87 x 37,00 x 8,30 x 45°   IN	<b>L-12</b>	<b>901006-1</b>
	<b>881093-6</b> 15,03 x 9,00 x 78,00   IN	<b>871036-6</b> 45,07 x 37,00 x 8,30 x 45°   IN		
<b>861038-6</b> 36,00 x 10,00 x 140,50 x 45°	<b>881026-6</b> 15,04 x 10,00 x 67,00   EX	<b>871037-6</b> 38,00 x 30,00 x 8,50 x 45°   EX		<b>971052-6</b>
<b>861066-6</b> 36,00 x 10,00 x 140,50 x 45°	<b>881037-6</b> 15,028 x 10,00 x 67,00   EX			
	<b>881072-6</b> 15,037 x 10,00 x 73,00   EX			
	<b>881089-6</b> 15,00 x 9,00 x 73,00   EX			

## 97,000 mm

179

OM 352.902 , OM 352.919 , OM 352.984 ,

<b>851031-6</b> 44,00 x 9,00 x 140,50 x 45°	<b>881032-6</b> 15,04 x 9,00 x 72,00   IN	<b>871034-6</b> 45,87 x 37,00 x 8,30 x 45°   IN	<b>901006-1</b>
		<b>871036-6</b> 45,07 x 37,00 x 8,30 x 45°   IN	
<b>861038-6</b> 36,00 x 10,00 x 140,50 x 45°	<b>881026-6</b> 15,04 x 10,00 x 67,00   EX	<b>871037-6</b> 38,00 x 30,00 x 8,50 x 45°   EX	<b>971052-6</b>
<b>861066-6</b> 36,00 x 10,00 x 140,50 x 45°	<b>881037-6</b> 15,028 x 10,00 x 67,00   EX		
	<b>881072-6</b> 15,037 x 10,00 x 73,00   EX		
	<b>881089-6</b> 15,00 x 9,00 x 73,00   EX		



## 97,000 mm

180

OM 352.913 , OM 352.916 , OM 352.918 , OM 352.946 , OM 352.949 , OM 352.950 , OM 352.968 , OM 352.988 , OM 352.994 , OM 353.911 , OM 353.912 , OM 353.913 , OM 353.914 , OM 353.950 , OM 353.951 , OM 353.952 , OM 353.953 , OM 353.971 , OM 353.972 , OM 353.975 , OM 353.991 , OM 353.997 ,

<b>851031-6</b> 44,00 x 9,00 x 140,50 x 45°	<b>881032-6</b> 15,04 x 9,00 x 72,00   IN	<b>871034-6</b> 45,87 x 37,00 x 8,30 x 45°   IN	<b>L-12</b>	<b>901006-1</b>
	<b>881093-6</b> 15,03 x 9,00 x 78,00   IN	<b>871036-6</b> 45,07 x 37,00 x 8,30 x 45°   IN		
<b>861038-6</b> 36,00 x 10,00 x 140,50 x 45°	<b>881026-6</b> 15,04 x 10,00 x 67,00   EX	<b>871037-6</b> 38,00 x 30,00 x 8,50 x 45°   EX		<b>971052-6</b>
<b>861066-6</b> 36,00 x 10,00 x 140,50 x 45°	<b>881037-6</b> 15,028 x 10,00 x 67,00   EX			
	<b>881072-6</b> 15,037 x 10,00 x 73,00   EX			
	<b>881089-6</b> 15,00 x 9,00 x 73,00   EX			
	<b>881094-6</b> 15,03 x 10,00 x 78,00   EX			

## 97,000 mm

181

OM 352.937 ,

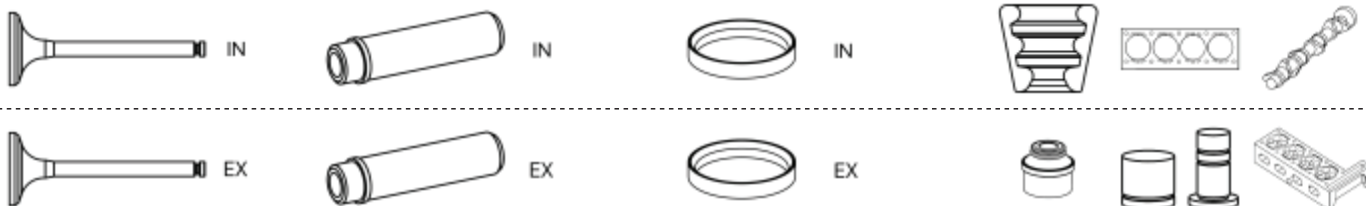
<b>851031-6</b> 44,00 x 9,00 x 140,50 x 45°	<b>881032-6</b> 15,04 x 9,00 x 72,00   IN	<b>871034-6</b> 45,87 x 37,00 x 8,30 x 45°   IN	<b>L-12</b>	<b>901006-1</b>
	<b>881093-6</b> 15,03 x 9,00 x 78,00   IN	<b>871036-6</b> 45,07 x 37,00 x 8,30 x 45°   IN		
<b>861038-6</b> 36,00 x 10,00 x 140,50 x 45°	<b>881026-6</b> 15,04 x 10,00 x 67,00   EX	<b>871037-6</b> 38,00 x 30,00 x 8,50 x 45°   EX		<b>971052-6</b>
<b>861066-6</b> 36,00 x 10,00 x 140,50 x 45°	<b>881037-6</b> 15,028 x 10,00 x 67,00   EX			<b>973506-8</b> Hydro
	<b>881072-6</b> 15,037 x 10,00 x 73,00   EX			
	<b>881089-6</b> 15,00 x 9,00 x 73,00   EX			
	<b>881094-6</b> 15,03 x 10,00 x 78,00   EX			

## 97,000 mm

182

OM 353.906 , OM 353.988 , OM 353.998 , OM 353.999 ,

**901006-1**



## 97,000 mm

183

OM 353.907 , OM 353.974 , OM 353.978 ,

<b>851031-6</b> 44,00 x 9,00 x 140,50 x 45°	<b>881032-6</b> 15,04 x 9,00 x 72,00   IN	<b>871034-6</b> 45,87 x 37,00 x 8,30 x 45°   IN	<b>901006-1</b>
	<b>881093-6</b> 15,03 x 9,00 x 78,00   IN	<b>871036-6</b> 45,07 x 37,00 x 8,30 x 45°   IN	
<b>861038-6</b> 36,00 x 10,00 x 140,50 x 45°	<b>881026-6</b> 15,04 x 10,00 x 67,00   EX	<b>871037-6</b> 38,00 x 30,00 x 8,50 x 45°   EX	<b>971052-6</b>
<b>861066-6</b> 36,00 x 10,00 x 140,50 x 45°	<b>881037-6</b> 15,028 x 10,00 x 67,00   EX		
	<b>881072-6</b> 15,037 x 10,00 x 73,00   EX		
	<b>881089-6</b> 15,00 x 9,00 x 73,00   EX		
	<b>881094-6</b> 15,03 x 10,00 x 78,00   EX		

## 97,000 mm

184

OM 353.909 , OM 353.910 ,

<b>851031-6</b> 44,00 x 9,00 x 140,50 x 45°	<b>881032-6</b> 15,04 x 9,00 x 72,00   IN	<b>871034-6</b> 45,87 x 37,00 x 8,30 x 45°   IN	<b>L-12</b>	<b>901006-1</b>
	<b>881093-6</b> 15,03 x 9,00 x 78,00   IN	<b>871036-6</b> 45,07 x 37,00 x 8,30 x 45°   IN		
<b>861038-6</b> 36,00 x 10,00 x 140,50 x 45°	<b>881026-6</b> 15,04 x 10,00 x 67,00   EX	<b>871037-6</b> 38,00 x 30,00 x 8,50 x 45°   EX		<b>971052-6</b>
<b>861066-6</b> 36,00 x 10,00 x 140,50 x 45°	<b>881072-6</b> 15,037 x 10,00 x 73,00   EX			
	<b>881089-6</b> 15,00 x 9,00 x 73,00   EX			
	<b>881094-6</b> 15,03 x 10,00 x 78,00   EX			

## 97,000 mm

185

OM 353.920 , OM 353.939 ,

<b>851031-6</b> 44,00 x 9,00 x 140,50 x 45°	<b>881032-6</b> 15,04 x 9,00 x 72,00   IN	<b>871034-6</b> 45,87 x 37,00 x 8,30 x 45°   IN	<b>L-12</b>	<b>901006-1</b>
		<b>871036-6</b> 45,07 x 37,00 x 8,30 x 45°   IN		
<b>861038-6</b> 36,00 x 10,00 x 140,50 x 45°	<b>881026-6</b> 15,04 x 10,00 x 67,00   EX			<b>971052-6</b>
<b>861066-6</b> 36,00 x 10,00 x 140,50 x 45°				



## 97,000 mm

**186**

OM 353.921 , OM 353.937 ,

<b>851031-6</b> 44,00 x 9,00 x 140,50 x 45°	<b>881032-6</b> 15,04 x 9,00 x 72,00   IN	<b>871034-6</b> 45,87 x 37,00 x 8,30 x 45°   IN	<b>901006-1</b>
		<b>871036-6</b> 45,07 x 37,00 x 8,30 x 45°   IN	

<b>861038-6</b> 36,00 x 10,00 x 140,50 x 45°	<b>881026-6</b> 15,04 x 10,00 x 67,00   EX		<b>971052-6</b>
<b>861066-6</b> 36,00 x 10,00 x 140,50 x 45°			

## 97,000 mm

**187**

OM 353.922 , OM 353.923 , OM 353.930 , OM 353.931 , OM 353.932 , OM 353.933 , OM 353.934 , OM 353.935 , OM 353.936 , OM 353.938 ,

<b>851031-6</b> 44,00 x 9,00 x 140,50 x 45°	<b>881032-6</b> 15,04 x 9,00 x 72,00   IN	<b>871034-6</b> 45,87 x 37,00 x 8,30 x 45°   IN	<b>901006-1</b>
		<b>871036-6</b> 45,07 x 37,00 x 8,30 x 45°   IN	

<b>861038-6</b> 36,00 x 10,00 x 140,50 x 45°	<b>881026-6</b> 15,04 x 10,00 x 67,00   EX	<b>871037-6</b> 38,00 x 30,00 x 8,50 x 45°   EX	<b>971052-6</b>
<b>861066-6</b> 36,00 x 10,00 x 140,50 x 45°	<b>881037-6</b> 15,028 x 10,00 x 67,00   EX		

## 97,000 mm

**188**

OM 353.954 ,

<b>851031-6</b> 44,00 x 9,00 x 140,50 x 45°	<b>881032-6</b> 15,04 x 9,00 x 72,00   IN	<b>871034-6</b> 45,87 x 37,00 x 8,30 x 45°   IN	<b>L-12</b>	<b>901006-1</b>
	<b>881093-6</b> 15,03 x 9,00 x 78,00   IN	<b>871036-6</b> 45,07 x 37,00 x 8,30 x 45°   IN		

<b>861038-6</b> 36,00 x 10,00 x 140,50 x 45°	<b>881026-6</b> 15,04 x 10,00 x 67,00   EX	<b>871037-6</b> 38,00 x 30,00 x 8,50 x 45°   EX	<b>971052-6</b>
<b>861066-6</b> 36,00 x 10,00 x 140,50 x 45°	<b>881037-6</b> 15,028 x 10,00 x 67,00   EX		

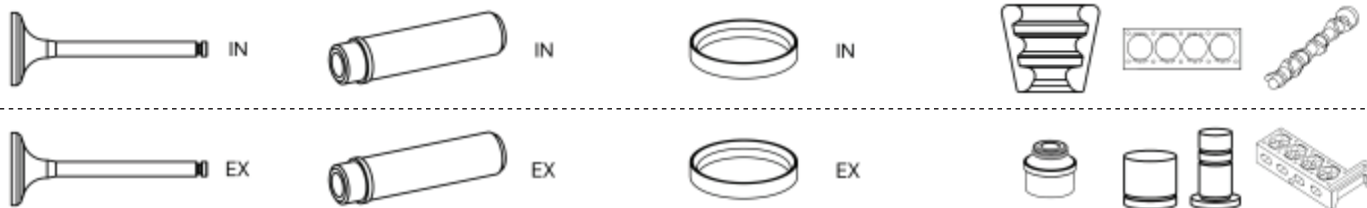
## 97,000 mm

**189**

OM 353.958 , OM 353.973 ,

<b>851031-6</b> 44,00 x 9,00 x 140,50 x 45°	<b>881032-6</b> 15,04 x 9,00 x 72,00   IN	<b>871034-6</b> 45,87 x 37,00 x 8,30 x 45°   IN	<b>901006-1</b>
	<b>881093-6</b> 15,03 x 9,00 x 78,00   IN	<b>871036-6</b> 45,07 x 37,00 x 8,30 x 45°   IN	

<b>861038-6</b> 36,00 x 10,00 x 140,50 x 45°	<b>881026-6</b> 15,04 x 10,00 x 67,00   EX	<b>871037-6</b> 38,00 x 30,00 x 8,50 x 45°   EX	<b>971052-6</b>
<b>861066-6</b> 36,00 x 10,00 x 140,50 x 45°	<b>881072-6</b> 15,037 x 10,00 x 73,00   EX		



## 97,000 mm

190

OM 353.959 ,

<b>851031-6</b> 44,00 x 9,00 x 140,50 x 45°	<b>881032-6</b> 15,04 x 9,00 x 72,00   IN	<b>871034-6</b> 45,87 x 37,00 x 8,30 x 45°   IN	<b>L-12</b>	<b>901006-1</b>
	<b>881093-6</b> 15,03 x 9,00 x 78,00   IN	<b>871036-6</b> 45,07 x 37,00 x 8,30 x 45°   IN		
<b>861038-6</b> 36,00 x 10,00 x 140,50 x 45°	<b>881026-6</b> 15,04 x 10,00 x 67,00   EX	<b>871037-6</b> 38,00 x 30,00 x 8,50 x 45°   EX		<b>971052-6</b>
<b>861066-6</b> 36,00 x 10,00 x 140,50 x 45°	<b>881037-6</b> 15,028 x 10,00 x 67,00   EX			
	<b>881072-6</b> 15,037 x 10,00 x 73,00   EX			

## 97,000 mm

191

OM 353.967 ,

<b>851031-6</b> 44,00 x 9,00 x 140,50 x 45°	<b>881032-6</b> 15,04 x 9,00 x 72,00   IN	<b>871034-6</b> 45,87 x 37,00 x 8,30 x 45°   IN		<b>901006-1</b>
	<b>881093-6</b> 15,03 x 9,00 x 78,00   IN	<b>871036-6</b> 45,07 x 37,00 x 8,30 x 45°   IN		
<b>861038-6</b> 36,00 x 10,00 x 140,50 x 45°	<b>881026-6</b> 15,04 x 10,00 x 67,00   EX	<b>871037-6</b> 38,00 x 30,00 x 8,50 x 45°   EX		
<b>861066-6</b> 36,00 x 10,00 x 140,50 x 45°	<b>881037-6</b> 15,028 x 10,00 x 67,00   EX			
	<b>881072-6</b> 15,037 x 10,00 x 73,00   EX			
	<b>881089-6</b> 15,00 x 9,00 x 73,00   EX			
	<b>881094-6</b> 15,03 x 10,00 x 78,00   EX			

## 97,000 mm

192

OM 353.970 ,

<b>851031-6</b> 44,00 x 9,00 x 140,50 x 45°	<b>881032-6</b> 15,04 x 9,00 x 72,00   IN	<b>871034-6</b> 45,87 x 37,00 x 8,30 x 45°   IN	<b>L-12</b>	<b>901006-1</b>
	<b>881093-6</b> 15,03 x 9,00 x 78,00   IN	<b>871036-6</b> 45,07 x 37,00 x 8,30 x 45°   IN		
<b>861038-6</b> 36,00 x 10,00 x 140,50 x 45°	<b>881026-6</b> 15,04 x 10,00 x 67,00   EX			<b>971052-6</b>
<b>861066-6</b> 36,00 x 10,00 x 140,50 x 45°	<b>881072-6</b> 15,037 x 10,00 x 73,00   EX			
	<b>881089-6</b> 15,00 x 9,00 x 73,00   EX			
	<b>881094-6</b> 15,03 x 10,00 x 78,00   EX			





## 97,000 mm

193

OM 353.976 ,

<b>851031-6</b> 44,00 x 9,00 x 140,50 x 45°	<b>881032-6</b> 15,04 x 9,00 x 72,00   IN	<b>871034-6</b> 45,87 x 37,00 x 8,30 x 45°   IN	<b>901006-1</b>
	<b>881093-6</b> 15,03 x 9,00 x 78,00   IN	<b>871036-6</b> 45,07 x 37,00 x 8,30 x 45°   IN	
<b>861038-6</b> 36,00 x 10,00 x 140,50 x 45°	<b>881026-6</b> 15,04 x 10,00 x 67,00   EX		<b>971052-6</b>
<b>861066-6</b> 36,00 x 10,00 x 140,50 x 45°			

## 97,000 mm

194

OM 353.977 ,

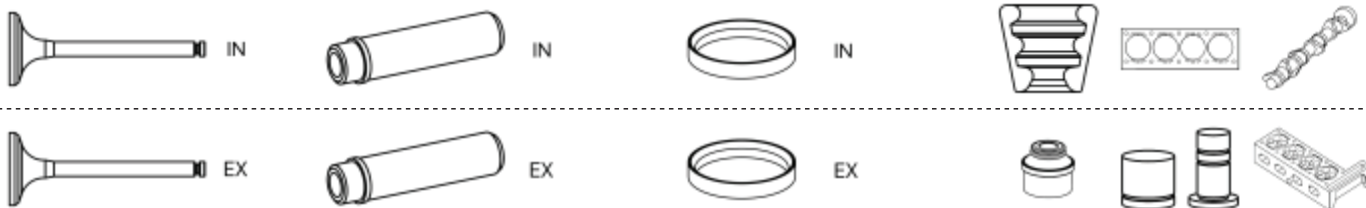
<b>851031-6</b> 44,00 x 9,00 x 140,50 x 45°	<b>881032-6</b> 15,04 x 9,00 x 72,00   IN	<b>871034-6</b> 45,87 x 37,00 x 8,30 x 45°   IN	<b>L-12</b>	<b>901006-1</b>
		<b>871036-6</b> 45,07 x 37,00 x 8,30 x 45°   IN		
<b>861038-6</b> 36,00 x 10,00 x 140,50 x 45°	<b>881026-6</b> 15,04 x 10,00 x 67,00   EX			<b>971052-6</b>
<b>861066-6</b> 36,00 x 10,00 x 140,50 x 45°	<b>881072-6</b> 15,037 x 10,00 x 73,00   EX			
	<b>881089-6</b> 15,00 x 9,00 x 73,00   EX			
	<b>881094-6</b> 15,03 x 10,00 x 78,00   EX			

## 97,000 mm

195

OM 353.985 ,

<b>851031-6</b> 44,00 x 9,00 x 140,50 x 45°		<b>871034-6</b> 45,87 x 37,00 x 8,30 x 45°   IN	<b>901006-1</b>
		<b>871036-6</b> 45,07 x 37,00 x 8,30 x 45°   IN	
<b>861038-6</b> 36,00 x 10,00 x 140,50 x 45°	<b>881026-6</b> 15,04 x 10,00 x 67,00   EX	<b>871037-6</b> 38,00 x 30,00 x 8,50 x 45°   EX	<b>971052-6</b>
<b>861066-6</b> 36,00 x 10,00 x 140,50 x 45°	<b>881072-6</b> 15,037 x 10,00 x 73,00   EX		
	<b>881089-6</b> 15,00 x 9,00 x 73,00   EX		
	<b>881094-6</b> 15,03 x 10,00 x 78,00   EX		



## 97,000 mm

196

OM 353.989 ,

<b>851031-6</b> 44,00 x 9,00 x 140,50 x 45°	<b>881032-6</b> 15,04 x 9,00 x 72,00   IN	<b>871034-6</b> 45,87 x 37,00 x 8,30 x 45°   IN	<b>901006-1</b>
	<b>881093-6</b> 15,03 x 9,00 x 78,00   IN	<b>871036-6</b> 45,07 x 37,00 x 8,30 x 45°   IN	
<b>861038-6</b> 36,00 x 10,00 x 140,50 x 45°	<b>881026-6</b> 15,04 x 10,00 x 67,00   EX	<b>871037-6</b> 38,00 x 30,00 x 8,50 x 45°   EX	<b>971052-6</b>
<b>861066-6</b> 36,00 x 10,00 x 140,50 x 45°	<b>881072-6</b> 15,037 x 10,00 x 73,00   EX		
	<b>881089-6</b> 15,00 x 9,00 x 73,00   EX		
	<b>881094-6</b> 15,03 x 10,00 x 78,00   EX		

## 97,000 mm

197

OM 362.906 , OM 362.909 , OM 362.910 ,

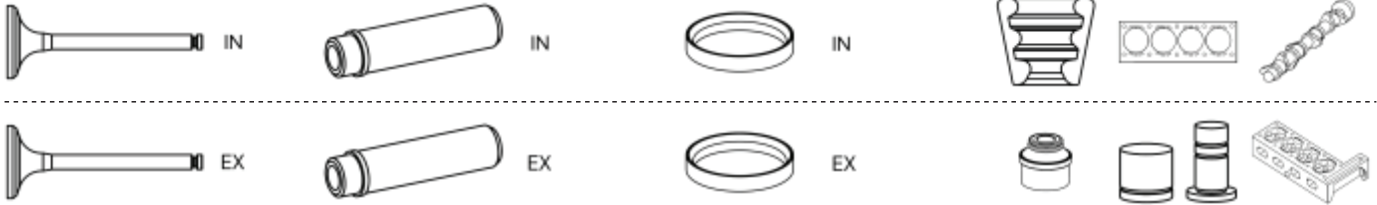
<b>851031-6</b> 44,00 x 9,00 x 140,50 x 45°	<b>881032-6</b> 15,04 x 9,00 x 72,00   IN	<b>871038-6</b> 43,87 x 34,50 x 7,47 x 20°   IN	<b>L-12</b>	<b>901006-1</b>
<b>851065-6</b> 42,00 x 9,00 x 141,00 x 30°				
<b>851067-6</b> 43,10 x 9,00 x 141,00 x 30°				
<b>851068-6</b> 42,00 x 9,00 x 140,50 x 20°				
<b>861038-6</b> 36,00 x 10,00 x 140,50 x 45°	<b>881026-6</b> 15,04 x 10,00 x 67,00   EX	<b>871037-6</b> 38,00 x 30,00 x 8,50 x 45°   EX	<b>971052-6</b>	
<b>861066-6</b> 36,00 x 10,00 x 140,50 x 45°	<b>881037-6</b> 15,028 x 10,00 x 67,00   EX			

## 97,500 mm

198

ADE364N , ADE364T , OM 374.992 ,

**901005-1**



## 97,500 mm

**199**

OM 354.900 , OM 354.901 , OM 354.902 , OM 354.903 , OM 354.920 , OM 354.923 , OM 354.924 , OM 354.925 , OM 354.926 , OM 370.952 , OM 380.943 , OM 384.907 , OM 384.908 ,

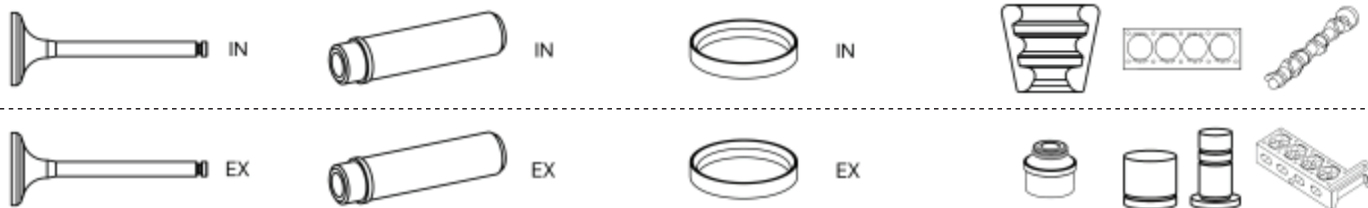
<b>851031-6</b> 44,00 x 9,00 x 140,50 x 45°	<b>881032-6</b> 15,04 x 9,00 x 72,00   IN	<b>871038-6</b> 43,87 x 34,50 x 7,47 x 20°   IN	<b>901005-1</b>
<b>851065-6</b> 42,00 x 9,00 x 141,00 x 30°			
<b>851067-6</b> 43,10 x 9,00 x 141,00 x 30°			
<b>851068-6</b> 42,00 x 9,00 x 140,50 x 20°			
<b>861038-6</b> 36,00 x 10,00 x 140,50 x 45°	<b>881026-6</b> 15,04 x 10,00 x 67,00   EX		<b>971052-6</b>
<b>861066-6</b> 36,00 x 10,00 x 140,50 x 45°			

## 97,500 mm

**200**

OM 354.921 , OM 354.922 , OM 380.940 , OM 380.942 ,

<b>851031-6</b> 44,00 x 9,00 x 140,50 x 45°	<b>881032-6</b> 15,04 x 9,00 x 72,00   IN	<b>871038-6</b> 43,87 x 34,50 x 7,47 x 20°   IN	<b>901005-1</b>
<b>851065-6</b> 42,00 x 9,00 x 141,00 x 30°			
<b>851067-6</b> 43,10 x 9,00 x 141,00 x 30°			
<b>851068-6</b> 42,00 x 9,00 x 140,50 x 20°			
<b>861038-6</b> 36,00 x 10,00 x 140,50 x 45°			<b>971052-6</b>
<b>861066-6</b> 36,00 x 10,00 x 140,50 x 45°			



## 97,500 mm

## 201

OM 356.901, OM 356.902, OM 356.903, OM 356.904, OM 356.905, OM 356.906, OM 356.907, OM 356.908, OM 356.909, OM 356.910, OM 356.911, OM 356.912, OM 356.914, OM 356.915, OM 356.916, OM 356.940, OM 356.941, OM 356.943, OM 356.944, OM 356.945, OM 356.946, OM 356.947, OM 356.948, OM 356.949, OM 356.950, OM 356.951, OM 356.952, OM 356.953, OM 356.954, OM 356.955, OM 356.956, OM 356.957, OM 356.958, OM 356.959, OM 356.977, OM 356.978, OM 356.979, OM 356.980, OM 356.981, OM 356.983, OM 356.984, OM 356.985, OM 356.986, OM 356.987, OM 356.989, OM 356.990, OM 356.991, OM 356.992, OM 356.993, OM 356.994, OM 356.995, OM 356.996, OM 356.997, OM 356.998, OM 356.999, OM 357.900, OM 357.901, OM 357.902, OM 357.903, OM 357.904, OM 357.906, OM 357.907, OM 357.908, OM 357.909, OM 357.910, OM 357.912, OM 357.913, OM 357.915, OM 357.916, OM 357.917, OM 357.918, OM 357.919, OM 357.920, OM 357.921, OM 357.922, OM 357.924, OM 357.925, OM 357.927, OM 357.929, OM 357.930, OM 357.931, OM 357.932, OM 357.933, OM 357.936, OM 357.937, OM 357.938, OM 357.940, OM 357.941, OM 357.942, OM 357.943, OM 357.944, OM 357.945, OM 357.946, OM 357.947, OM 357.948, OM 357.949, OM 357.961, OM 357.962, OM 357.963, OM 372.906, OM 372.907, OM 372.950, OM 372.951, OM 372.953, OM 372.956, OM 372.958, OM 372.959, OM 372.960, OM 372.961, OM 372.962, OM 372.964, OM 372.980, OM 372.981, OM 372.982, OM 372.983, OM 372.984, OM 372.985, OM 372.986, OM 372.987, OM 376.905, OM 376.906, OM 376.907, OM 376.908, OM 376.909, OM 376.930, OM 376.941, OM 376.945, OM 376.946, OM 376.947, OM 376.950, OM 376.951, OM 376.952, OM 376.953, OM 376.954, OM 376.955, OM 376.956, OM 376.957, OM 376.958, OM 376.961, OM 376.962, OM 376.963, OM 376.964, OM 376.967, OM 376.968, OM 376.969, OM 376.970, OM 376.972, OM 376.975, OM 376.976, OM 376.977, OM 376.993, OM 376.995, OM 376.997, OM 377.940, OM 377.941, OM 377.942, OM 377.943, OM 377.944, OM 377.945, OM 377.960, OM 377.961, OM 377.962, OM 377.963, OM 377.964, OM 377.967, OM 377.968, OM 377.969, OM 377.972, OM 377.973, OM 377.980, OM 377.981, OM 377.982, OM 377.983, OM 377.984, OM 377.985, OM 382.912, OM 382.916, OM 386.906,

**851031-6**

44,00 x 9,00 x 140,50 x 45°

**881032-6**

15,04 x 9,00 x 72,00 | IN

**871038-6**

43,87 x 34,50 x 7,47 x 20° | IN

**901006-1**

**851065-6**

42,00 x 9,00 x 141,00 x 30°

**851067-6**

43,10 x 9,00 x 141,00 x 30°

**851068-6**

42,00 x 9,00 x 140,50 x 20°

**861038-6**

36,00 x 10,00 x 140,50 x 45°

**881026-6**

15,04 x 10,00 x 67,00 | EX

**971052-6**

**861066-6**

36,00 x 10,00 x 140,50 x 45°

## 97,500 mm

## 202

OM 356.913,

**851031-6**

44,00 x 9,00 x 140,50 x 45°

**881032-6**

15,04 x 9,00 x 72,00 | IN

**871038-6**

43,87 x 34,50 x 7,47 x 20° | IN

**901006-1**

**851065-6**

42,00 x 9,00 x 141,00 x 30°

**851067-6**

43,10 x 9,00 x 141,00 x 30°

**851068-6**

42,00 x 9,00 x 140,50 x 20°

**861038-6**

36,00 x 10,00 x 140,50 x 45°

**881026-6**

15,04 x 10,00 x 67,00 | EX

**871037-6**

38,00 x 30,00 x 8,50 x 45° | EX

**971052-6**

**861066-6**

36,00 x 10,00 x 140,50 x 45°

## 97,500 mm

## 203

OM 356.988,

**851067-6**

43,10 x 9,00 x 141,00 x 30°

**881032-6**

15,04 x 9,00 x 72,00 | IN

**871038-6**

43,87 x 34,50 x 7,47 x 20° | IN

**901006-1**

**851068-6**

42,00 x 9,00 x 140,50 x 20°

**861038-6**

36,00 x 10,00 x 140,50 x 45°

**881026-6**

15,04 x 10,00 x 67,00 | EX

**971052-6**



## 97,500 mm

**204**

OM 357.926 , OM 382.917 , OM 382.950 ,

<b>851068-6</b> 42,00 x 9,00 x 140,50 x 20°	<b>881032-6</b> 15,04 x 9,00 x 72,00   IN	<b>871038-6</b> 43,87 x 34,50 x 7,47 x 20°   IN	<b>901006-1</b>
<b>861038-6</b> 36,00 x 10,00 x 140,50 x 45°	<b>881026-6</b> 15,04 x 10,00 x 67,00   EX		<b>971052-6</b>

## 97,500 mm

**205**

OM 364.900 ,

<b>851031-6</b> 44,00 x 9,00 x 140,50 x 45°	<b>881032-6</b> 15,04 x 9,00 x 72,00   IN	<b>L-12</b>	<b>901005-1</b>
<b>851067-6</b> 43,10 x 9,00 x 141,00 x 30°			
<b>851068-6</b> 42,00 x 9,00 x 140,50 x 20°			
<b>861038-6</b> 36,00 x 10,00 x 140,50 x 45°			
<b>861066-6</b> 36,00 x 10,00 x 140,50 x 45°			

## 97,500 mm

**206**

OM 364.901 ,

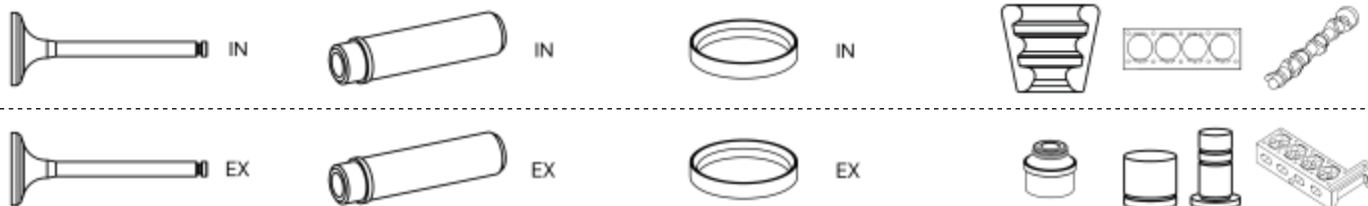
<b>851031-6</b> 44,00 x 9,00 x 140,50 x 45°	<b>881032-6</b> 15,04 x 9,00 x 72,00   IN	<b>871065-6</b> 43,87 x 35,00 x 7,40 x 30°   IN	<b>L-12</b>	<b>901005-1</b>
<b>851067-6</b> 43,10 x 9,00 x 141,00 x 30°				
<b>851068-6</b> 42,00 x 9,00 x 140,50 x 20°				
<b>861038-6</b> 36,00 x 10,00 x 140,50 x 45°				
<b>861066-6</b> 36,00 x 10,00 x 140,50 x 45°				

## 97,500 mm

**207**

OM 364.905 , OM 364.914 ,

<b>871065-6</b> 43,87 x 35,00 x 7,40 x 30°   IN	<b>901005-1</b>
--	-----------------



## 97,500 mm

## 208

OM 364.906 , OM 364.907 , OM 364.911 , OM 364.912 , OM 364.913 ,

<b>851031-6</b> 44,00 x 9,00 x 140,50 x 45°	<b>881032-6</b> 15,04 x 9,00 x 72,00   IN	<b>871038-6</b> 43,87 x 34,50 x 7,47 x 20°   IN	<b>L-12</b>	<b>901005-1</b>
<b>851065-6</b> 42,00 x 9,00 x 141,00 x 30°		<b>871065-6</b> 43,87 x 35,00 x 7,40 x 30°   IN		
<b>851067-6</b> 43,10 x 9,00 x 141,00 x 30°				
<b>851068-6</b> 42,00 x 9,00 x 140,50 x 20°				
<b>861038-6</b> 36,00 x 10,00 x 140,50 x 45°	<b>881026-6</b> 15,04 x 10,00 x 67,00   EX	<b>871037-6</b> 38,00 x 30,00 x 8,50 x 45°   EX		<b>971052-6</b>
<b>861066-6</b> 36,00 x 10,00 x 140,50 x 45°				

## 97,500 mm

## 209

OM 364.908 , OM 364.916 , OM 364.917 , OM 364.918 , OM 364.951 , OM 364.955 , OM 364.956 , OM 364.959 , OM 364.979 , OM 364.982 , OM 364.983 , OM 364.985 , OM 364.989 ,

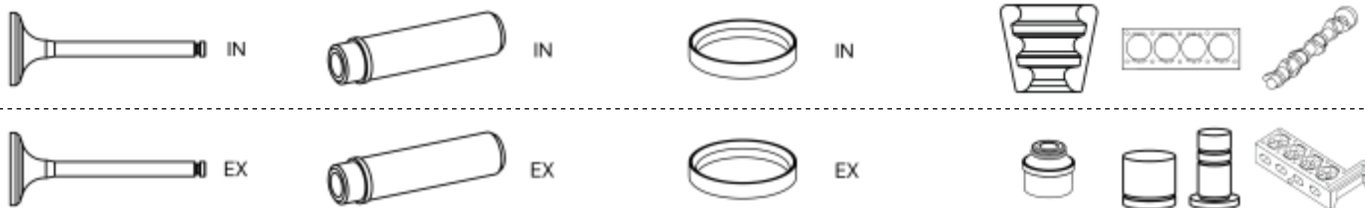
<b>851031-6</b> 44,00 x 9,00 x 140,50 x 45°	<b>881032-6</b> 15,04 x 9,00 x 72,00   IN	<b>871038-6</b> 43,87 x 34,50 x 7,47 x 20°   IN		<b>901005-1</b>
<b>851065-6</b> 42,00 x 9,00 x 141,00 x 30°		<b>871065-6</b> 43,87 x 35,00 x 7,40 x 30°   IN		
<b>851067-6</b> 43,10 x 9,00 x 141,00 x 30°				
<b>851068-6</b> 42,00 x 9,00 x 140,50 x 20°				
<b>861038-6</b> 36,00 x 10,00 x 140,50 x 45°				<b>971052-6</b>
<b>861066-6</b> 36,00 x 10,00 x 140,50 x 45°				

## 97,500 mm

## 210

OM 364.909 ,

<b>851031-6</b> 44,00 x 9,00 x 140,50 x 45°	<b>881032-6</b> 15,04 x 9,00 x 72,00   IN	<b>871038-6</b> 43,87 x 34,50 x 7,47 x 20°   IN		<b>901005-1</b>
<b>851065-6</b> 42,00 x 9,00 x 141,00 x 30°		<b>871065-6</b> 43,87 x 35,00 x 7,40 x 30°   IN		
<b>851067-6</b> 43,10 x 9,00 x 141,00 x 30°				
<b>851068-6</b> 42,00 x 9,00 x 140,50 x 20°				
<b>861038-6</b> 36,00 x 10,00 x 140,50 x 45°		<b>871037-6</b> 38,00 x 30,00 x 8,50 x 45°   EX		<b>971052-6</b>
<b>861066-6</b> 36,00 x 10,00 x 140,50 x 45°				



## 97,500 mm

**211**

OM 364.919 , OM 364.920 , OM 364.921 , OM 364.957 , OM 364.958 , OM 364.984 , OM 364.986 , OM 364.987 ,

<b>851031-6</b> 44,00 x 9,00 x 140,50 x 45°	<b>881032-6</b> 15,04 x 9,00 x 72,00   IN	<b>871038-6</b> 43,87 x 34,50 x 7,47 x 20°   IN	<b>901005-1</b>
<b>851065-6</b> 42,00 x 9,00 x 141,00 x 30°		<b>871065-6</b> 43,87 x 35,00 x 7,40 x 30°   IN	
<b>851067-6</b> 43,10 x 9,00 x 141,00 x 30°			
<b>851068-6</b> 42,00 x 9,00 x 140,50 x 20°			
<b>861038-6</b> 36,00 x 10,00 x 140,50 x 45°	<b>881026-6</b> 15,04 x 10,00 x 67,00   EX		<b>971052-6</b>
<b>861066-6</b> 36,00 x 10,00 x 140,50 x 45°			

## 97,500 mm

**212**

OM 364.950 , OM 364.952 , OM 364.954 , OM 364.981 ,

<b>851031-6</b> 44,00 x 9,00 x 140,50 x 45°	<b>881032-6</b> 15,04 x 9,00 x 72,00   IN	<b>871038-6</b> 43,87 x 34,50 x 7,47 x 20°   IN	<b>L-12</b>	<b>901005-1</b>
<b>851065-6</b> 42,00 x 9,00 x 141,00 x 30°		<b>871065-6</b> 43,87 x 35,00 x 7,40 x 30°   IN		
<b>851067-6</b> 43,10 x 9,00 x 141,00 x 30°				
<b>851068-6</b> 42,00 x 9,00 x 140,50 x 20°				
<b>861038-6</b> 36,00 x 10,00 x 140,50 x 45°	<b>881026-6</b> 15,04 x 10,00 x 67,00   EX			<b>971052-6</b>
<b>861066-6</b> 36,00 x 10,00 x 140,50 x 45°				

## 97,500 mm

**213**

OM 364.953 ,

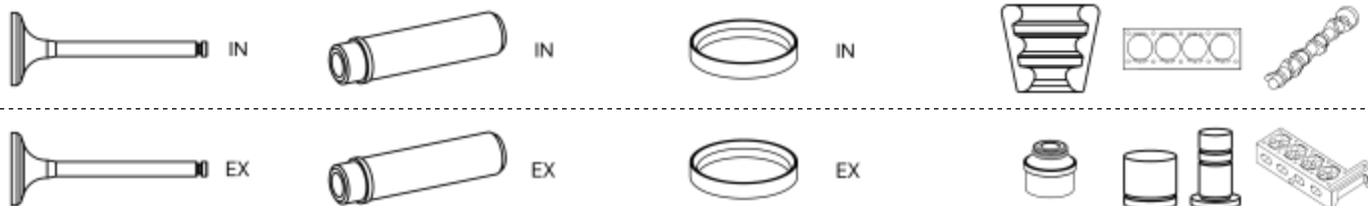
<b>851068-6</b> 42,00 x 9,00 x 140,50 x 20°	<b>871065-6</b> 43,87 x 35,00 x 7,40 x 30°   IN	<b>901005-1</b>
--	--	-----------------

## 97,500 mm

**214**

OM 364.980 ,

<b>851068-6</b> 42,00 x 9,00 x 140,50 x 20°	<b>871065-6</b> 43,87 x 35,00 x 7,40 x 30°   IN	<b>901005-1</b>
		<b>971052-6</b>



## 97,500 mm

## 215

OM 366.901 ,

<b>851031-6</b> 44,00 x 9,00 x 140,50 x 45°	<b>881032-6</b> 15,04 x 9,00 x 72,00   IN	<b>871038-6</b> 43,87 x 34,50 x 7,47 x 20°   IN	<b>901006-1</b>
<b>851065-6</b> 42,00 x 9,00 x 141,00 x 30°		<b>871065-6</b> 43,87 x 35,00 x 7,40 x 30°   IN	
<b>851067-6</b> 43,10 x 9,00 x 141,00 x 30°			
<b>851068-6</b> 42,00 x 9,00 x 140,50 x 20°			
<b>861038-6</b> 36,00 x 10,00 x 140,50 x 45°	<b>881026-6</b> 15,04 x 10,00 x 67,00   EX	<b>871037-6</b> 38,00 x 30,00 x 8,50 x 45°   EX	
<b>861066-6</b> 36,00 x 10,00 x 140,50 x 45°			

## 97,500 mm

## 216

OM 366.905 , OM 366.906 , OM 366.907 , OM 366.909 , OM 366.910 , OM 366.914 , OM 366.917 , OM 366.918 , OM 366.919 , OM 366.930 , OM 366.931 , OM 366.932 , OM 366.933 , OM 366.980 , OM 366.981 , OM 366.983 , OM 366.988 ,

<b>851031-6</b> 44,00 x 9,00 x 140,50 x 45°	<b>881032-6</b> 15,04 x 9,00 x 72,00   IN	<b>871038-6</b> 43,87 x 34,50 x 7,47 x 20°   IN	<b>L-12</b>	<b>901006-1</b>
<b>851065-6</b> 42,00 x 9,00 x 141,00 x 30°		<b>871065-6</b> 43,87 x 35,00 x 7,40 x 30°   IN		
<b>851067-6</b> 43,10 x 9,00 x 141,00 x 30°				
<b>851068-6</b> 42,00 x 9,00 x 140,50 x 20°				
<b>861038-6</b> 36,00 x 10,00 x 140,50 x 45°	<b>881026-6</b> 15,04 x 10,00 x 67,00   EX	<b>871037-6</b> 38,00 x 30,00 x 8,50 x 45°   EX		<b>971052-6</b>
<b>861066-6</b> 36,00 x 10,00 x 140,50 x 45°				

## 97,500 mm

## 217

OM 366.908 , OM 366.911 , OM 366.913 , OM 366.935 , OM 366.936 , OM 366.937 , OM 366.938 , OM 366.939 , OM 366.940 , OM 366.990 , OM 366.992 , OM 366.993 , OM 366.994 , OM 366.995 , OM 366.996 , OM 366.997 , OM 366.999 ,

<b>851031-6</b> 44,00 x 9,00 x 140,50 x 45°	<b>881032-6</b> 15,04 x 9,00 x 72,00   IN	<b>871038-6</b> 43,87 x 34,50 x 7,47 x 20°   IN	<b>901006-1</b>
<b>851065-6</b> 42,00 x 9,00 x 141,00 x 30°		<b>871065-6</b> 43,87 x 35,00 x 7,40 x 30°   IN	
<b>851067-6</b> 43,10 x 9,00 x 141,00 x 30°			
<b>851068-6</b> 42,00 x 9,00 x 140,50 x 20°			
<b>861038-6</b> 36,00 x 10,00 x 140,50 x 45°	<b>881026-6</b> 15,04 x 10,00 x 67,00   EX	<b>871037-6</b> 38,00 x 30,00 x 8,50 x 45°   EX	<b>971052-6</b>
<b>861066-6</b> 36,00 x 10,00 x 140,50 x 45°			





## 97,500 mm

**218**

OM 366.912 , OM 366.915 , OM 366.941 , OM 366.942 , OM 366.943 , OM 366.944 , OM 366.945 , OM 366.946 , OM 366.947 , OM 366.948 , OM 366.949 ,  
OM 366.963 , OM 366.975 , OM 366.976 , OM 366.977 , OM 366.978 , OM 366.979 ,

**851031-6**

44,00 x 9,00 x 140,50 x 45°

**881032-6**

15,04 x 9,00 x 72,00 | IN

**871038-6**

43,87 x 34,50 x 7,47 x 20° | IN

**901006-1****851065-6**

42,00 x 9,00 x 141,00 x 30°

**871065-6**

43,87 x 35,00 x 7,40 x 30° | IN

**851067-6**

43,10 x 9,00 x 141,00 x 30°

**851068-6**

42,00 x 9,00 x 140,50 x 20°

**861038-6**

36,00 x 10,00 x 140,50 x 45°

**881026-6**

15,04 x 10,00 x 67,00 | EX

**971052-6****861066-6**

36,00 x 10,00 x 140,50 x 45°

## 97,500 mm

**219**

OM 366.951 , OM 366.952 , OM 366.953 , OM 366.954 , OM 366.955 , OM 366.956 , OM 366.957 , OM 366.958 , OM 366.960 , OM 366.962 , OM 366.965 ,  
OM 366.966 , OM 366.967 , OM 366.968 , OM 366.969 , OM 366.970 , OM 366.971 , OM 366.973 , OM 366.974 , OM 366.984 ,

**851031-6**

44,00 x 9,00 x 140,50 x 45°

**881032-6**

15,04 x 9,00 x 72,00 | IN

**871038-6**

43,87 x 34,50 x 7,47 x 20° | IN

**L-12****901006-1****851065-6**

42,00 x 9,00 x 141,00 x 30°

**871065-6**

43,87 x 35,00 x 7,40 x 30° | IN

**851067-6**

43,10 x 9,00 x 141,00 x 30°

**851068-6**

42,00 x 9,00 x 140,50 x 20°

**861038-6**

36,00 x 10,00 x 140,50 x 45°

**881026-6**

15,04 x 10,00 x 67,00 | EX

**971052-6****861066-6**

36,00 x 10,00 x 140,50 x 45°

## 97,500 mm

**220**

OM 370.905 , OM 374.900 , OM 374.905 , OM 374.907 , OM 374.908 ,

**851031-6**

44,00 x 9,00 x 140,50 x 45°

**881032-6**

15,04 x 9,00 x 72,00 | IN

**901005-1****851067-6**

43,10 x 9,00 x 141,00 x 30°

**861038-6**

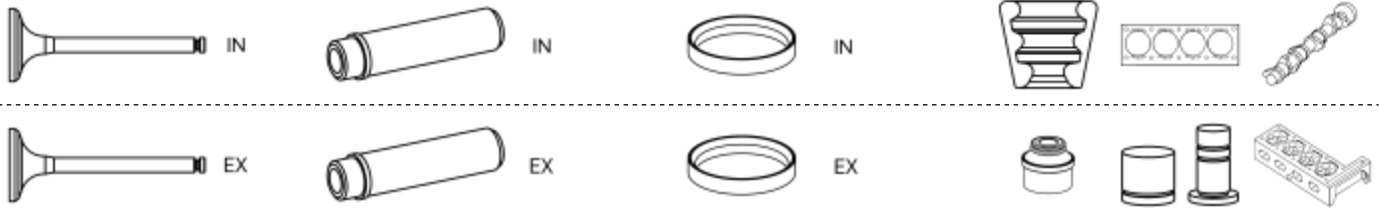
36,00 x 10,00 x 140,50 x 45°

**881026-6**

15,04 x 10,00 x 67,00 | EX

**971052-6****861066-6**

36,00 x 10,00 x 140,50 x 45°



## 97,500 mm

221

OM 370.950 , OM 370.951 ,

**851031-6**

44,00 x 9,00 x 140,50 x 45°

**901005-1**

**851065-6**

42,00 x 9,00 x 141,00 x 30°

**851067-6**

43,10 x 9,00 x 141,00 x 30°

**861038-6**

36,00 x 10,00 x 140,50 x 45°

**881026-6**

15,04 x 10,00 x 67,00 | EX

**971052-6**

**861066-6**

36,00 x 10,00 x 140,50 x 45°

## 97,500 mm

222

OM 372.930 , OM 376.910 ,

**851031-6**

44,00 x 9,00 x 140,50 x 45°

**881032-6**

15,04 x 9,00 x 72,00 | IN

**901006-1**

**851067-6**

43,10 x 9,00 x 141,00 x 30°

**861038-6**

36,00 x 10,00 x 140,50 x 45°

**881026-6**

15,04 x 10,00 x 67,00 | EX

**971052-6**

**861066-6**

36,00 x 10,00 x 140,50 x 45°

## 97,500 mm

223

OM 376.911 ,

**851031-6**

44,00 x 9,00 x 140,50 x 45°

**881032-6**

15,04 x 9,00 x 72,00 | IN

**871038-6**

43,87 x 34,50 x 7,47 x 20° | IN

**851065-6**

42,00 x 9,00 x 141,00 x 30°

**851067-6**

43,10 x 9,00 x 141,00 x 30°

**851068-6**

42,00 x 9,00 x 140,50 x 20°

**861038-6**

36,00 x 10,00 x 140,50 x 45°

**881026-6**

15,04 x 10,00 x 67,00 | EX

**971052-6**

**861066-6**

36,00 x 10,00 x 140,50 x 45°



## 97,500 mm

224

OM 376.980 , OM 376.981 , OM 376.982 , OM 376.987 , OM 376.988 , OM 376.989 , OM 376.998 , OM 376.999 ,

<b>851031-6</b> 44,00 x 9,00 x 140,50 x 45°	<b>881032-6</b> 15,04 x 9,00 x 72,00   IN	<b>901006-1</b>
<b>851065-6</b> 42,00 x 9,00 x 141,00 x 30°		
<b>851067-6</b> 43,10 x 9,00 x 141,00 x 30°		
<b>861038-6</b> 36,00 x 10,00 x 140,50 x 45°	<b>881026-6</b> 15,04 x 10,00 x 67,00   EX	<b>971052-6</b>
<b>861066-6</b> 36,00 x 10,00 x 140,50 x 45°		

## 97,500 mm

225

OM 376.984 , OM 376.986 , OM 376.994 , OM 386.950 , OM 386.951 , OM 386.952 , OM 386.980 , OM 386.981 , OM 386.983 ,

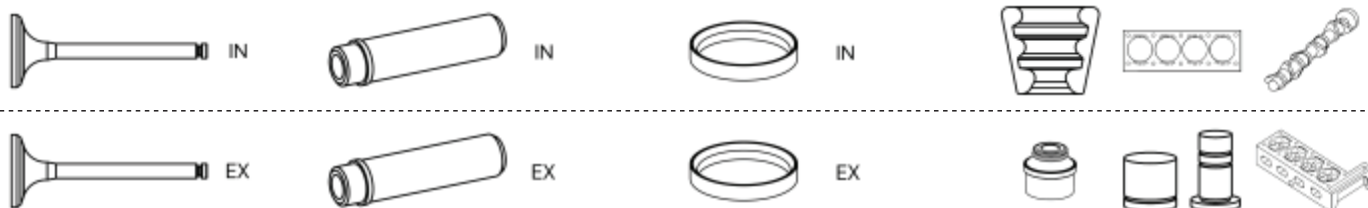
<b>851031-6</b> 44,00 x 9,00 x 140,50 x 45°	<b>881032-6</b> 15,04 x 9,00 x 72,00   IN	<b>871038-6</b> 43,87 x 34,50 x 7,47 x 20°   IN	<b>901006-1</b>
<b>851065-6</b> 42,00 x 9,00 x 141,00 x 30°			
<b>851067-6</b> 43,10 x 9,00 x 141,00 x 30°			
<b>861038-6</b> 36,00 x 10,00 x 140,50 x 45°	<b>881026-6</b> 15,04 x 10,00 x 67,00   EX		<b>971052-6</b>
<b>861066-6</b> 36,00 x 10,00 x 140,50 x 45°			

## 97,500 mm

226

OM 382.913 , OM 382.919 , OM 382.970 , OM 382.971 ,

<b>851031-6</b> 44,00 x 9,00 x 140,50 x 45°	<b>881032-6</b> 15,04 x 9,00 x 72,00   IN	<b>871038-6</b> 43,87 x 34,50 x 7,47 x 20°   IN	<b>901006-1</b>
<b>851065-6</b> 42,00 x 9,00 x 141,00 x 30°			
<b>851067-6</b> 43,10 x 9,00 x 141,00 x 30°			
<b>851068-6</b> 42,00 x 9,00 x 140,50 x 20°			
<b>861038-6</b> 36,00 x 10,00 x 140,50 x 45°			<b>971052-6</b>
<b>861066-6</b> 36,00 x 10,00 x 140,50 x 45°			



## 97,500 mm

227

OM 384.906 ,

**851031-6**

44,00 x 9,00 x 140,50 x 45°

**851065-6**

42,00 x 9,00 x 141,00 x 30°

**851067-6**

43,10 x 9,00 x 141,00 x 30°

**851068-6**

42,00 x 9,00 x 140,50 x 20°

**881032-6**

15,04 x 9,00 x 72,00 | IN

**871038-6**

43,87 x 34,50 x 7,47 x 20° | IN

**901005-1**

**861038-6**

36,00 x 10,00 x 140,50 x 45°

**881026-6**

15,04 x 10,00 x 67,00 | EX

**871037-6**

38,00 x 30,00 x 8,50 x 45° | EX

**971052-6**

**861066-6**

36,00 x 10,00 x 140,50 x 45°

## 98,000 mm

228

M 152.980 ,

**915097-8**

Ø 6,00

## 98,000 mm

229

M 157.980 , M 157.981 , M 157.982 , M 157.983 , M 157.984 , M 157.985 , M 273.960 , M 273.961 , M 273.962 , M 273.963 , M 273.965 , M 273.966 , M 273.967 , M 273.968 , M 273.969 , M 273.970 , M 273.971 ,

**915097-8**

Ø 6,00

**973801-8**

Hydro

## 100,000 mm

230

M 119.974 (AMG 6.0) ,

**971004-8**

Hydro

## 102,000 mm

231

OM 900.910 , OM 900.911 , OM 900.912 , OM 900.913 , OM 900.915 , OM 900.916 , OM 900.917 , OM 900.918 , OM 900.919 , OM 900.920 , OM 900.921 , OM 902.910 , OM 902.911 , OM 902.912 , OM 902.913 , OM 902.914 , OM 902.915 , OM 902.916 , OM 902.917 , OM 902.918 , OM 902.919 , OM 902.920 , OM 902.921 , OM 902.922 , OM 902.923 , OM 902.924 , OM 902.925 , OM 902.926 , OM 902.927 , OM 902.930 , OM 902.931 , OM 902.932 , OM 902.933 , OM 902.934 , OM 902.936 , OM 904.904 , OM 904.905 , OM 904.906 , OM 904.907 , OM 904.908 , OM 904.909 , OM 904.910 , OM 904.911 , OM 904.912 , OM 904.914 , OM 904.915 , OM 904.916 , OM 904.917 , OM 904.918 , OM 904.919 , OM 904.920 , OM 904.921 , OM 904.923 , OM 904.924 , OM 904.925 , OM 904.932 , OM 904.935 , OM 904.938 , OM 904.939 , OM 904.940 , OM 904.944 , OM 904.945 , OM 904.954 , OM 904.956 , OM 904.957 , OM 904.962 , OM 904.966 , OM 904.967 , OM 904.968 , OM 904.970 , OM 904.972 , OM 904.973 , OM 904.976 , OM 906.911 , OM 906.912 , OM 906.917 , OM 906.918 , OM 906.924 , OM 906.932 , OM 906.933 , OM 906.936 , OM 906.938 , OM 906.945 , OM 906.947 , OM 906.953 , OM 906.954 , OM 906.956 , OM 906.959 , OM 906.966 , OM 906.967 , OM 906.970 , OM 906.971 , OM 906.974 , OM 906.975 , OM 906.976 , OM 906.977 , OM 906.983 , OM 906.985 , OM 906.986 , OM 906.988 ,

**851058-4**

34,00 x 8,00 x 128,75 x 20°

**881059-4**

13,03 x 8,00 x 60,00 | IN | EX

**871080-6**

40,07 x 31,00 x 8,00 x 45° | IN

**R-8**

**881080-4**

14,03 x 8,00 x 60,00 | IN | EX

**861059-4**

38,10 x 8,00 x 152,60 x 45°

**871079-6**

35,10 x 28,00 x 7,60 x 45° | EX

**911005-8**

Ø 8,00

**971071-6**

**861071-6**

15,20 x 6,00 x 81,65 x 30°



## 102,000 mm

**232**

OM 900.922 ,

**881059-4**

13,03 x 8,00 x 60,00 | IN | EX

**871080-6**

40,07 x 31,00 x 8,00 x 45° | IN

**R-8****881080-4**

14,03 x 8,00 x 60,00 | IN | EX

**861059-4**

38,10 x 8,00 x 152,60 x 45°

**871079-6**

35,10 x 28,00 x 7,60 x 45° | EX

**911005-8**

Ø 8,00

**971071-6****861071-6**

15,20 x 6,00 x 81,65 x 30°

## 102,000 mm

**233**

OM 902.935 , OM 906.998 ,

**881059-4**

13,03 x 8,00 x 60,00 | IN | EX

**R-8****881080-4**

14,03 x 8,00 x 60,00 | IN | EX

**861059-4**

38,10 x 8,00 x 152,60 x 45°

**871079-6**

35,10 x 28,00 x 7,60 x 45° | EX

**911005-8**

Ø 8,00

**971071-6**

## 102,000 mm

**234**

OM 902.937 , OM 902.939 , OM 904.977 , OM 904.978 , OM 904.981 ,

**871080-6**

40,07 x 31,00 x 8,00 x 45° | IN

**871079-6**

35,10 x 28,00 x 7,60 x 45° | EX

**911005-8**

Ø 8,00

**971071-6**

## 102,000 mm

**235**

OM 902.938 , OM 904.985 , OM 904.986 ,

**911005-8**

Ø 8,00

**971071-6**

## 102,000 mm

**236**

OM 902.960 , OM 902.961 , OM 904.983 , OM 904.984 ,

**911005-8**

Ø 8,00

## 102,000 mm

**237**

OM 902.970 , OM 902.971 , OM 902.972 ,

**R-8****861059-4**

38,10 x 8,00 x 152,60 x 45°

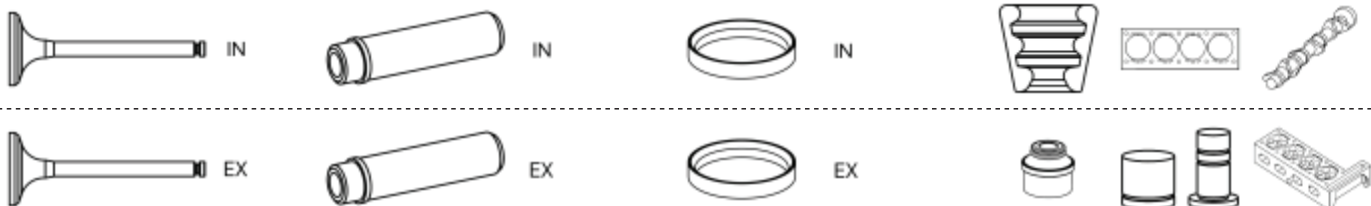
**871079-6**

35,10 x 28,00 x 7,60 x 45° | EX

**911005-8**

Ø 8,00

**971071-6**



## 102,000 mm

238

OM 904.903 ,

R-8

**861059-4**

38,10 x 8,00 x 152,60 x 45°

**871079-6**

35,10 x 28,00 x 7,60 x 45° | EX

**911005-8**

Ø 8,00

**971071-6**

**861071-6**

15,20 x 6,00 x 81,65 x 30°

## 102,000 mm

239

OM 904.922 , OM 904.926 , OM 904.927 , OM 904.928 , OM 904.929 , OM 904.930 , OM 904.931 , OM 904.933 , OM 904.934 , OM 904.936 , OM 904.937 , OM 904.941 , OM 904.942 , OM 904.943 , OM 904.946 , OM 904.947 , OM 904.948 , OM 904.949 , OM 904.950 , OM 904.951 , OM 904.952 , OM 904.953 , OM 904.955 , OM 904.959 , OM 904.961 , OM 904.964 , OM 904.965 , OM 906.910 , OM 906.913 , OM 906.914 , OM 906.915 , OM 906.916 , OM 906.919 , OM 906.920 , OM 906.921 , OM 906.922 , OM 906.923 , OM 906.925 , OM 906.926 , OM 906.927 , OM 906.928 , OM 906.929 , OM 906.930 , OM 906.931 , OM 906.934 , OM 906.935 , OM 906.937 , OM 906.939 , OM 906.940 , OM 906.941 , OM 906.944 , OM 906.946 , OM 906.948 , OM 906.949 , OM 906.950 , OM 906.951 , OM 906.952 , OM 906.955 , OM 906.957 , OM 906.958 , OM 906.960 , OM 906.961 , OM 906.962 , OM 906.963 , OM 906.964 , OM 906.965 , OM 906.968 , OM 906.978 , OM 906.979 , OM 906.980 , OM 906.981 , OM 906.982 , OM 907.910 , OM 907.920 , OM 907.930 , OM 907.940 , OM 907.941 , OM 907.960 , OM 907.970 , OM 907.980 , OM 907.990 , OM 909.900 , OM 909.901 , OM 909.910 , OM 909.911 , OM 909.920 , OM 909.921 , OM 909.960 , OM 909.970 , OM 909.971 ,

**851058-4**

34,00 x 8,00 x 128,75 x 20°

**881059-4**

13,03 x 8,00 x 60,00 | IN | EX

R-8

**881080-4**

14,03 x 8,00 x 60,00 | IN | EX

**861059-4**

38,10 x 8,00 x 152,60 x 45°

**871079-6**

35,10 x 28,00 x 7,60 x 45° | EX

**911005-8**

Ø 8,00

**971071-6**

**861071-6**

15,20 x 6,00 x 81,65 x 30°

## 102,000 mm

240

OM 904.971 , OM 904.975 ,

**851058-4**

34,00 x 8,00 x 128,75 x 20°

R-8

**861059-4**

38,10 x 8,00 x 152,60 x 45°

**871079-6**

35,10 x 28,00 x 7,60 x 45° | EX

**911005-8**

Ø 8,00

**971071-6**

**861071-6**

15,20 x 6,00 x 81,65 x 30°

## 102,000 mm

241

OM 904.974 ,

**851058-4**

34,00 x 8,00 x 128,75 x 20°

**881059-4**

13,03 x 8,00 x 60,00 | IN | EX

**871080-6**

40,07 x 31,00 x 8,00 x 45° | IN

R-8

**861059-4**

38,10 x 8,00 x 152,60 x 45°

**871079-6**

35,10 x 28,00 x 7,60 x 45° | EX

**911005-8**

Ø 8,00

**971071-6**

**861071-6**

15,20 x 6,00 x 81,65 x 30°



## 102,000 mm

**242**

OM 904.979 , OM 906.991 ,

**881059-4**

13,03 x 8,00 x 60,00 | IN | EX

**881080-4**

14,03 x 8,00 x 60,00 | IN | EX

**R-8****861059-4**

38,10 x 8,00 x 152,60 x 45°

**861071-6**

15,20 x 6,00 x 81,65 x 30°

**871079-6**

35,10 x 28,00 x 7,60 x 45° | EX

**911005-8**

Ø 8,00

**971071-6**

## 102,000 mm

**243**

OM 904.980 , OM 906.973 ,

**871080-6**

40,07 x 31,00 x 8,00 x 45° | IN

**R-8****861059-4**

38,10 x 8,00 x 152,60 x 45°

**861071-6**

15,20 x 6,00 x 81,65 x 30°

**871079-6**

35,10 x 28,00 x 7,60 x 45° | EX

**911005-8**

Ø 8,00

**971071-6**

## 102,000 mm

**244**

OM 904.987 ,

**R-8****871079-6**

35,10 x 28,00 x 7,60 x 45° | EX

**911005-8**

Ø 8,00

**971071-6**

## 102,000 mm

**245**

OM 906.990 , OM 906.995 ,

**851058-4**

34,00 x 8,00 x 128,75 x 20°

**881059-4**

13,03 x 8,00 x 60,00 | IN | EX

**871080-6**

40,07 x 31,00 x 8,00 x 45° | IN

**R-8****881080-4**

14,03 x 8,00 x 60,00 | IN | EX

**861059-4**

38,10 x 8,00 x 152,60 x 45°

**871079-6**

35,10 x 28,00 x 7,60 x 45° | EX

**911005-8**

Ø 8,00

**971071-6**

## 102,000 mm

**246**

OM 906.992 , OM 906.993 , OM 906.994 ,

**851058-4**

34,00 x 8,00 x 128,75 x 20°

**881059-4**

13,03 x 8,00 x 60,00 | IN | EX

**871080-6**

40,07 x 31,00 x 8,00 x 45° | IN

**R-8****861059-4**

38,10 x 8,00 x 152,60 x 45°

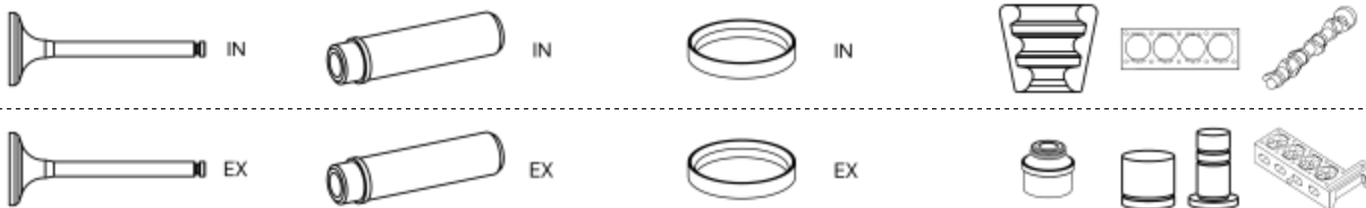
**871079-6**

35,10 x 28,00 x 7,60 x 45° | EX

**911005-8**

Ø 8,00

**971071-6**



**102,000 mm** **247**

OM 906.998 ,

<b>881059-4</b> 13,03 x 8,00 x 60,00   IN   EX	<b>871080-6</b> 40,07 x 31,00 x 8,00 x 45°   IN	<b>R-8</b>
<b>881080-4</b> 14,03 x 8,00 x 60,00   IN   EX		

<b>861059-4</b> 38,10 x 8,00 x 152,60 x 45°	<b>871079-6</b> 35,10 x 28,00 x 7,60 x 45°   EX	<b>911005-8</b> Ø 8,00	<b>971071-6</b>
--	--	---------------------------	-----------------

**102,000 mm** **248**

OM 906.999 ,

	<b>871080-6</b> 40,07 x 31,00 x 8,00 x 45°   IN	<b>R-8</b>
<b>861059-4</b> 38,10 x 8,00 x 152,60 x 45°	<b>871079-6</b> 35,10 x 28,00 x 7,60 x 45°   EX	<b>911005-8</b> Ø 8,00
<b>861071-6</b> 15,20 x 6,00 x 81,65 x 30°		

**102,200 mm** **249**

M 156.980 , M 156.981 , M 156.982 , M 156.983 , M 156.984 , M 156.985 , M 159.980 ,

<b>915097-8</b> Ø 6,00
---------------------------

**106,000 mm** **250**

OM 926.946 ,

<b>851058-4</b> 34,00 x 8,00 x 128,75 x 20°	<b>871080-6</b> 40,07 x 31,00 x 8,00 x 45°   IN	<b>R-8</b>
<b>861059-4</b> 38,10 x 8,00 x 152,60 x 45°	<b>871079-6</b> 35,10 x 28,00 x 7,60 x 45°   EX	<b>911005-8</b> Ø 8,00

**106,000 mm** **251**

M 902.900 , M 902.901 , M 902.902 , M 902.903 , M 906.901 , M 906.903 ,

<b>851058-4</b> 34,00 x 8,00 x 128,75 x 20°	<b>R-8</b>
<b>861059-4</b> 38,10 x 8,00 x 152,60 x 45°	<b>911005-8</b> Ø 8,00
<b>861071-6</b> 15,20 x 6,00 x 81,65 x 30°	<b>971071-6</b>

**106,000 mm** **252**

M 906.900 ,

<b>851058-4</b> 34,00 x 8,00 x 128,75 x 20°	<b>881059-4</b> 13,03 x 8,00 x 60,00   IN   EX	<b>R-8</b>
	<b>881080-4</b> 14,03 x 8,00 x 60,00   IN   EX	
<b>861059-4</b> 38,10 x 8,00 x 152,60 x 45°		<b>911005-8</b> Ø 8,00
<b>861071-6</b> 15,20 x 6,00 x 81,65 x 30°		<b>971071-6</b>





## 106,000 mm

**253**

MBE900 , OM 924.940 , OM 924.941 , OM 924.942 , OM 924.982 , OM 924.985 , OM 924.987 , OM 924.991 , OM 924.993 , OM 924.994 , OM 924.995 , OM 924.996 , OM 924.997 , OM 924.998 , OM 926.936 , OM 926.952 , OM 926.987 , OM 926.988 , OM 926.989 , OM 926.991 , OM 926.992 , OM 926.993 , OM 926.994 , OM 926.995 , OM 926.997 , OM 926.998 , OM 926.999 ,

**911005-8**

Ø 8,00

## 106,000 mm

**254**

OM 923.910 ,

**851058-4**

34,00 x 8,00 x 128,75 x 20°

## 106,000 mm

**255**

OM 924.910 , OM 924.911 , OM 924.912 , OM 924.915 , OM 924.916 , OM 924.917 , OM 924.919 , OM 926.913 , OM 926.914 , OM 926.915 , OM 926.916 , OM 926.917 , OM 926.919 , OM 926.920 , OM 926.921 , OM 926.924 , OM 926.926 , OM 926.927 , OM 926.928 , OM 926.930 , OM 926.932 , OM 926.934 , OM 926.937 , OM 926.938 , OM 926.939 , OM 926.941 , OM 926.950 ,

**851058-4**

34,00 x 8,00 x 128,75 x 20°

**881059-4**

13,03 x 8,00 x 60,00 | IN | EX

**871080-6**

40,07 x 31,00 x 8,00 x 45° | IN

**R-8****881080-4**

14,03 x 8,00 x 60,00 | IN | EX

**861059-4**

38,10 x 8,00 x 152,60 x 45°

**871079-6**

35,10 x 28,00 x 7,60 x 45° | EX

**911005-8**

Ø 8,00

**971071-6****861071-6**

15,20 x 6,00 x 81,65 x 30°

## 106,000 mm

**256**

OM 924.913 , OM 926.960 , OM 926.961 , OM 926.963 ,

**851058-4**

34,00 x 8,00 x 128,75 x 20°

**871080-6**

40,07 x 31,00 x 8,00 x 45° | IN

**R-8****861059-4**

38,10 x 8,00 x 152,60 x 45°

**871079-6**

35,10 x 28,00 x 7,60 x 45° | EX

**911005-8**

Ø 8,00

**971071-6****861071-6**

15,20 x 6,00 x 81,65 x 30°

## 106,000 mm

**257**

OM 924.914 , OM 924.920 , OM 924.922 , OM 924.923 , OM 924.924 , OM 924.925 , OM 924.929 , OM 924.933 , OM 926.910 , OM 926.911 , OM 926.912 , OM 926.929 , OM 926.935 ,

**851058-4**

34,00 x 8,00 x 128,75 x 20°

**881059-4**

13,03 x 8,00 x 60,00 | IN | EX

**R-8****881080-4**

14,03 x 8,00 x 60,00 | IN | EX

**861059-4**

38,10 x 8,00 x 152,60 x 45°

**871079-6**

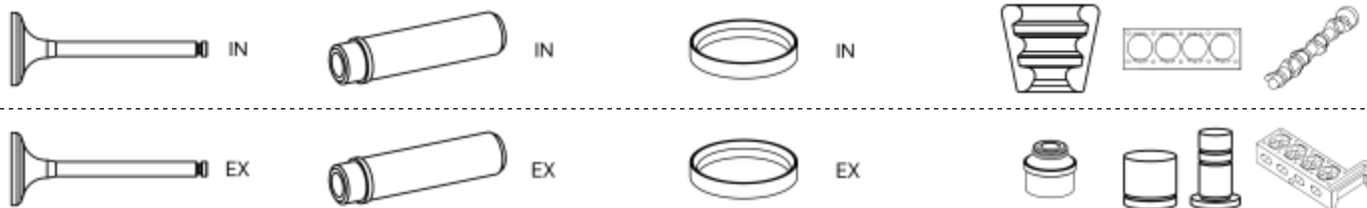
35,10 x 28,00 x 7,60 x 45° | EX

**911005-8**

Ø 8,00

**971071-6****861071-6**

15,20 x 6,00 x 81,65 x 30°



## 106,000 mm

258

OM 924.927 , OM 926.959 ,

R-8

**861059-4**

38,10 x 8,00 x 152,60 x 45°

**861071-6**

15,20 x 6,00 x 81,65 x 30°

**871079-6**

35,10 x 28,00 x 7,60 x 45° | EX

**911005-8**

Ø 8,00

## 106,000 mm

259

OM 924.928 , OM 926.940 ,

**881059-4**

13,03 x 8,00 x 60,00 | IN | EX

**881080-4**

14,03 x 8,00 x 60,00 | IN | EX

R-8

**861059-4**

38,10 x 8,00 x 152,60 x 45°

**861071-6**

15,20 x 6,00 x 81,65 x 30°

**871079-6**

35,10 x 28,00 x 7,60 x 45° | EX

**911005-8**

Ø 8,00

**971071-6**

## 106,000 mm

260

OM 924.930 , OM 924.931 , OM 924.932 , OM 926.947 ,

**851058-4**

34,00 x 8,00 x 128,75 x 20°

**881059-4**

13,03 x 8,00 x 60,00 | IN | EX

**881080-4**

14,03 x 8,00 x 60,00 | IN | EX

R-8

**861059-4**

38,10 x 8,00 x 152,60 x 45°

**861071-6**

15,20 x 6,00 x 81,65 x 30°

**871079-6**

35,10 x 28,00 x 7,60 x 45° | EX

**911005-8**

Ø 8,00

## 106,000 mm

261

OM 924.934 ,

**851058-4**

34,00 x 8,00 x 128,75 x 20°

**861059-4**

38,10 x 8,00 x 152,60 x 45°

**861071-6**

15,20 x 6,00 x 81,65 x 30°

R-8

**871079-6**

35,10 x 28,00 x 7,60 x 45° | EX

**911005-8**

Ø 8,00

## 106,000 mm

262

OM 924.935 , OM 926.973 , OM 926.976 ,

**851058-4**

34,00 x 8,00 x 128,75 x 20°

**871079-6**

35,10 x 28,00 x 7,60 x 45° | EX

R-8

**911005-8**

Ø 8,00



**106,000 mm**

**263**

OM 924.936 , OM 924.937 , OM 924.988 , OM 924.989 , OM 926.970 , OM 926.971 , OM 926.972 , OM 926.990 , OM 926.996 ,

**871079-6**

35,10 x 28,00 x 7,60 x 45° | EX

**911005-8**

Ø 8,00

**106,000 mm**

**264**

OM 924.938 ,

**871079-6**

35,10 x 28,00 x 7,60 x 45° | EX

**106,000 mm**

**265**

OM 924.981 , OM 924.990 , OM 924.999 ,

**851058-4**

34,00 x 8,00 x 128,75 x 20°

**911005-8**

Ø 8,00

**106,000 mm**

**266**

OM 924.986 ,

**R-8**

**971071-6**

**106,000 mm**

**267**

OM 925.920 ,

**851058-4**

34,00 x 8,00 x 128,75 x 20°

**881059-4**

13,03 x 8,00 x 60,00 | IN | EX

**R-8**

**881080-4**

14,03 x 8,00 x 60,00 | IN | EX

**871079-6**

35,10 x 28,00 x 7,60 x 45° | EX

**911005-8**

Ø 8,00

**106,000 mm**

**268**

OM 925.960 , OM 926.949 ,

**851058-4**

34,00 x 8,00 x 128,75 x 20°

**881059-4**

13,03 x 8,00 x 60,00 | IN | EX

**881080-4**

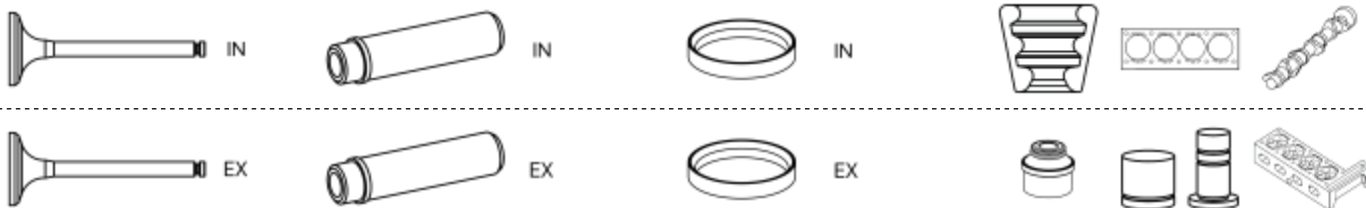
14,03 x 8,00 x 60,00 | IN | EX

**871079-6**

35,10 x 28,00 x 7,60 x 45° | EX

**911005-8**

Ø 8,00



## 106,000 mm

269

OM 926.918 , OM 926.925 , OM 926.945 ,

<b>851058-4</b> 34,00 x 8,00 x 128,75 x 20°	<b>881059-4</b> 13,03 x 8,00 x 60,00   IN   EX	<b>871080-6</b> 40,07 x 31,00 x 8,00 x 45°   IN	<b>R-8</b>
	<b>881080-4</b> 14,03 x 8,00 x 60,00   IN   EX		

<b>861059-4</b> 38,10 x 8,00 x 152,60 x 45°	<b>871079-6</b> 35,10 x 28,00 x 7,60 x 45°   EX	<b>911005-8</b> Ø 8,00
<b>861071-6</b> 15,20 x 6,00 x 81,65 x 30°		

## 106,000 mm

270

OM 926.933 , OM 926.944 ,

<b>871080-6</b> 40,07 x 31,00 x 8,00 x 45°   IN
--

<b>871079-6</b> 35,10 x 28,00 x 7,60 x 45°   EX	<b>911005-8</b> Ø 8,00	<b>971071-6</b>
--	---------------------------	-----------------

## 106,000 mm

271

OM 926.942 ,

<b>881059-4</b> 13,03 x 8,00 x 60,00   IN   EX	<b>871080-6</b> 40,07 x 31,00 x 8,00 x 45°   IN	<b>R-8</b>
<b>881080-4</b> 14,03 x 8,00 x 60,00   IN   EX		

<b>861059-4</b> 38,10 x 8,00 x 152,60 x 45°	<b>871079-6</b> 35,10 x 28,00 x 7,60 x 45°   EX	<b>911005-8</b> Ø 8,00	<b>971071-6</b>
<b>861071-6</b> 15,20 x 6,00 x 81,65 x 30°			

## 106,000 mm

272

OM 926.948 ,

<b>881059-4</b> 13,03 x 8,00 x 60,00   IN   EX	<b>871080-6</b> 40,07 x 31,00 x 8,00 x 45°   IN	<b>R-8</b>
<b>881080-4</b> 14,03 x 8,00 x 60,00   IN   EX		

<b>861059-4</b> 38,10 x 8,00 x 152,60 x 45°	<b>871079-6</b> 35,10 x 28,00 x 7,60 x 45°   EX	<b>911005-8</b> Ø 8,00
<b>861071-6</b> 15,20 x 6,00 x 81,65 x 30°		

## 106,000 mm

273

OM 926.951 ,

<b>R-8</b>
------------

<b>911005-8</b> Ø 8,00	<b>971071-6</b>
---------------------------	-----------------



**106,000 mm**

**274**

OM 926.968 ,

**R-8**

**871079-6**

35,10 x 28,00 x 7,60 x 45° | EX

**911005-8**

Ø 8,00

**971071-6**

**106,000 mm**

**275**

OM 926.969 ,

**871080-6**

40,07 x 31,00 x 8,00 x 45° | IN

**R-8**

**871079-6**

35,10 x 28,00 x 7,60 x 45° | EX

**911005-8**

Ø 8,00

**971071-6**

**106,000 mm**

**276**

OM 926.974 , OM 926.975 ,

**R-8**

**871079-6**

35,10 x 28,00 x 7,60 x 45° | EX

**911005-8**

Ø 8,00

**106,000 mm**

**277**

OM 926.985 , OM 926.986 ,

**911005-8**

Ø 8,00

**971071-6**

**110,000 mm**

**278**

OM 934.911 , OM 934.912 , OM 934.913 , OM 934.914 , OM 934.971 , OM 934.972 , OM 934.974 , OM 934.976 , OM 934.978 , OM 936.910 , OM 936.912 , OM 936.913 , OM 936.915 , OM 936.916 , OM 936.917 , OM 936.919 , OM 936.971 , OM 936.972 , OM 936.973 , OM 936.975 , OM 936.977 , OM 936.980 ,

**R-9**

**115,000 mm**

**279**

OM 327.910 , OM 327.914 , OM 327.915 , OM 327.916 , OM 327.917 , OM 327.918 , OM 327.919 , OM 327.931 , OM 327.932 , OM 327.933 , OM 327.934 , OM 327.935 , OM 327.936 , OM 327.937 , OM 327.938 , OM 327.939 , OM 327.940 , OM 327.941 , OM 327.942 , OM 327.943 , OM 327.944 , OM 327.945 , OM 327.946 , OM 360.910 , OM 360.911 , OM 360.912 , OM 360.914 , OM 360.915 , OM 360.916 , OM 360.917 , OM 360.918 , OM 360.931 , OM 360.933 , OM 360.934 , OM 360.935 , OM 360.936 , OM 360.937 , OM 360.938 , OM 360.939 , OM 360.940 , OM 360.941 , OM 360.942 , OM 360.943 , OM 360.944 , OM 360.946 , OM 360.947 , OM 360.948 , OM 360.949 , OM 360.950 , OM 360.951 , OM 360.952 , OM 360.954 , OM 360.955 , OM 360.956 , OM 360.959 , OM 360.960 , OM 360.961 , OM 360.962 , OM 360.963 , OM 360.964 , OM 360.965 , OM 360.966 , OM 360.967 , OM 360.968 , OM 360.969 , OM 360.970 , OM 360.971 , OM 360.972 , OM 360.973 , OM 360.974 , OM 360.975 , OM 360.976 , OM 360.978 , OM 360.979 , OM 360.980 , OM 360.981 , OM 360.983 ,

**881041-6**

16,02 x 10,00 x 85,00 | IN

**871010-6**

56,20 x 45,00 x 10,00 x 45° | IN

**881062-6**

16,00 x 10,00 x 79,00 | IN

**861042-6**

43,10 x 10,00 x 150,00 x 45°

**881042-6**

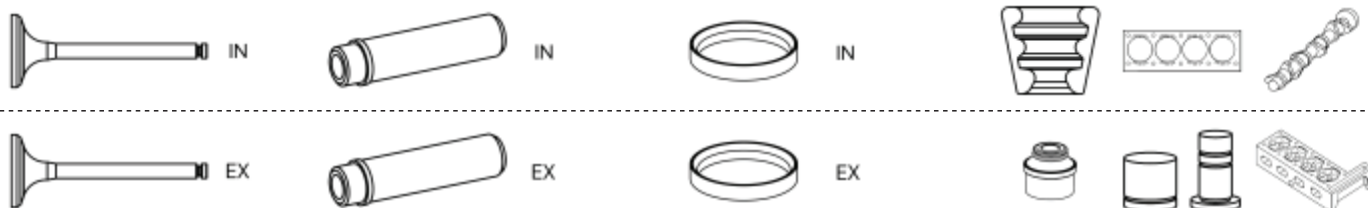
16,02 x 10,00 x 77,00 | EX

**871011-6**

46,20 x 36,00 x 10,00 x 45° | EX

**881063-6**

16,00 x 10,00 x 71,00 | EX



## 115,000 mm

280

OM 360.982 , OM 360.984 , OM 360.985 , OM 360.986 ,

<b>851080-6</b> 54,10 x 10,00 x 150,00 x 30°	<b>881041-6</b> 16,02 x 10,00 x 85,00   IN	<b>871010-6</b> 56,20 x 45,00 x 10,00 x 45°   IN
	<b>881062-6</b> 16,00 x 10,00 x 79,00   IN	

<b>861042-6</b> 43,10 x 10,00 x 150,00 x 45°	<b>881042-6</b> 16,02 x 10,00 x 77,00   EX	<b>871011-6</b> 46,20 x 36,00 x 10,00 x 45°   EX
<b>861081-6</b> 43,10 x 10,00 x 150,00 x 45°	<b>881063-6</b> 16,00 x 10,00 x 71,00   EX	

## 125,000 mm

281

OM 401.900 , OM 401.906 , OM 401.907 , OM 401.908 , OM 401.913 , OM 401.915 , OM 401.916 , OM 401.918 , OM 401.919 , OM 401.921 , OM 401.922 , OM 401.924 , OM 401.927 , OM 401.928 , OM 402.900 , OM 403.900 , OM 403.910 , OM 407.900 , OM 407.901 ,

<b>851043-6</b> 58,90 x 12,00 x 142,50 x 30°	<b>881107-6</b> 18,04 x 12,00 x 67,00   IN   EX	<b>871060-6</b> 61,12 x 51,10 x 9,20 x 30°   IN	<b>L-12</b>	<b>901001-1</b>
<b>851060-6</b> 58,90 x 12,00 x 142,50 x 30°		<b>871062-6</b> 60,09 x 51,00 x 8,90 x 30°   IN		<b>901002-1</b>
		<b>871064-6</b> 60,11 x 52,20 x 8,40 x 30°   IN		

<b>861044-6</b> 51,00 x 12,00 x 142,40 x 45°		<b>871061-6</b> 53,09 x 43,00 x 9,65 x 45°   EX	<b>911010-8</b> Ø 12,00
<b>861061-6</b> 51,00 x 12,00 x 142,50 x 45°			
<b>861062-6</b> 51,10 x 12,00 x 143,00 x 45°			

## 125,000 mm

282

OM 401.901 , OM 402.901 ,

<b>851043-6</b> 58,90 x 12,00 x 142,50 x 30°	<b>881107-6</b> 18,04 x 12,00 x 67,00   IN   EX	<b>871060-6</b> 61,12 x 51,10 x 9,20 x 30°   IN	<b>L-12</b>	<b>901001-1</b>
<b>851060-6</b> 58,90 x 12,00 x 142,50 x 30°		<b>871062-6</b> 60,09 x 51,00 x 8,90 x 30°   IN		<b>901002-1</b>
		<b>871064-6</b> 60,11 x 52,20 x 8,40 x 30°   IN		

<b>861044-6</b> 51,00 x 12,00 x 142,40 x 45°		<b>871061-6</b> 53,09 x 43,00 x 9,65 x 45°   EX	<b>911010-8</b> Ø 12,00
<b>861061-6</b> 51,00 x 12,00 x 142,50 x 45°		<b>871063-6</b> 53,11 x 43,00 x 9,20 x 45°   EX	
<b>861062-6</b> 51,10 x 12,00 x 143,00 x 45°			



## 125,000 mm

**283**

OM 401.905 , OM 401.909 , OM 401.914 , OM 401.923 , OM 401.925 , OM 401.926 ,

<b>851043-6</b> 58,90 x 12,00 x 142,50 x 30°	<b>881107-6</b> 18,04 x 12,00 x 67,00   IN   EX	<b>871060-6</b> 61,12 x 51,10 x 9,20 x 30°   IN	<b>L-12</b>	<b>901001-1</b>
<b>851060-6</b> 58,90 x 12,00 x 142,50 x 30°		<b>871062-6</b> 60,09 x 51,00 x 8,90 x 30°   IN		<b>901002-1</b>
		<b>871064-6</b> 60,11 x 52,20 x 8,40 x 30°   IN		
<b>861044-6</b> 51,00 x 12,00 x 142,40 x 45°		<b>871061-6</b> 53,09 x 43,00 x 9,65 x 45°   EX	<b>911010-8</b> Ø 12,00	<b>971061-6</b>
<b>861061-6</b> 51,00 x 12,00 x 142,50 x 45°				
<b>861062-6</b> 51,10 x 12,00 x 143,00 x 45°				

## 125,000 mm

**284**

OM 401.912 , OM 402.910 , OM 402.911 , OM 402.912 , OM 402.914 , OM 402.916 , OM 403.916 , OM 403.931 , OM 407.905 , OM 407.909 , OM 407.913 , OM 407.915 , OM 407.917 , OM 407.919 ,

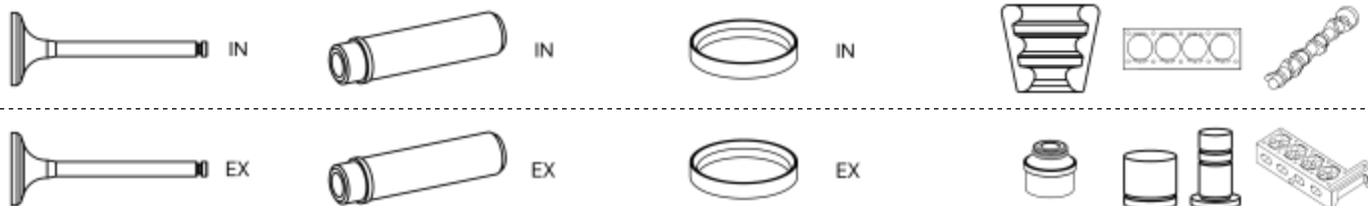
<b>851043-6</b> 58,90 x 12,00 x 142,50 x 30°	<b>881090-6</b> 18,00 x 12,00 x 67,00   IN   EX	<b>871060-6</b> 61,12 x 51,10 x 9,20 x 30°   IN	<b>L-12</b>	<b>901001-1</b>
<b>851060-6</b> 58,90 x 12,00 x 142,50 x 30°	<b>881107-6</b> 18,04 x 12,00 x 67,00   IN   EX	<b>871062-6</b> 60,09 x 51,00 x 8,90 x 30°   IN		<b>901002-1</b>
		<b>871064-6</b> 60,11 x 52,20 x 8,40 x 30°   IN		
<b>861044-6</b> 51,00 x 12,00 x 142,40 x 45°		<b>871061-6</b> 53,09 x 43,00 x 9,65 x 45°   EX	<b>911010-8</b> Ø 12,00	<b>971061-6</b>
<b>861061-6</b> 51,00 x 12,00 x 142,50 x 45°				
<b>861062-6</b> 51,10 x 12,00 x 143,00 x 45°				

## 125,000 mm

**285**

OM 401.917 ,

<b>851043-6</b> 58,90 x 12,00 x 142,50 x 30°	<b>881090-6</b> 18,00 x 12,00 x 67,00   IN   EX		<b>L-12</b>	<b>901001-1</b>
<b>851060-6</b> 58,90 x 12,00 x 142,50 x 30°	<b>881107-6</b> 18,04 x 12,00 x 67,00   IN   EX			<b>901002-1</b>
<b>861044-6</b> 51,00 x 12,00 x 142,40 x 45°		<b>871061-6</b> 53,09 x 43,00 x 9,65 x 45°   EX		
<b>861061-6</b> 51,00 x 12,00 x 142,50 x 45°				
<b>861062-6</b> 51,10 x 12,00 x 143,00 x 45°				



<b>125,000 mm</b>	<b>286</b>
-------------------	------------

OM 401.970 , OM 401.972 , OM 401.973 , OM 401.974 , OM 401.975 , OM 401.977 , OM 401.979 , OM 401.984 , OM 401.986 , OM 401.989 ,

<b>851043-6</b>	<b>881107-6</b>	<b>L-12</b>	<b>901001-1</b>
58,90 x 12,00 x 142,50 x 30°	18,04 x 12,00 x 67,00   IN   EX		
<b>851060-6</b>			<b>901002-1</b>
58,90 x 12,00 x 142,50 x 30°			
<b>861044-6</b>	<b>871063-6</b>	<b>911010-8</b>	<b>971061-6</b>
51,00 x 12,00 x 142,40 x 45°	53,11 x 43,00 x 9,20 x 45°   EX	Ø 12,00	
<b>861061-6</b>			
51,00 x 12,00 x 142,50 x 45°			
<b>861062-6</b>			
51,10 x 12,00 x 143,00 x 45°			

<b>125,000 mm</b>	<b>287</b>
-------------------	------------

OM 401.976 ,

<b>851043-6</b>	<b>881107-6</b>	<b>L-12</b>	
58,90 x 12,00 x 142,50 x 30°	18,04 x 12,00 x 67,00   IN   EX		
<b>851060-6</b>			
58,90 x 12,00 x 142,50 x 30°			
<b>861044-6</b>	<b>871063-6</b>		
51,00 x 12,00 x 142,40 x 45°	53,11 x 43,00 x 9,20 x 45°   EX		

<b>125,000 mm</b>	<b>288</b>
-------------------	------------

OM 401.978 , OM 401.980 , OM 401.981 , OM 401.985 , OM 401.987 , OM 401.990 , OM 401.991 , OM 401.993 , OM 401.994 ,

<b>851043-6</b>	<b>881107-6</b>	<b>L-12</b>	<b>901001-1</b>
58,90 x 12,00 x 142,50 x 30°	18,04 x 12,00 x 67,00   IN   EX		
<b>851060-6</b>			<b>901002-1</b>
58,90 x 12,00 x 142,50 x 30°			
<b>861044-6</b>	<b>871063-6</b>	<b>911010-8</b>	
51,00 x 12,00 x 142,40 x 45°	53,11 x 43,00 x 9,20 x 45°   EX	Ø 12,00	
<b>861061-6</b>			
51,00 x 12,00 x 142,50 x 45°			
<b>861062-6</b>			
51,10 x 12,00 x 143,00 x 45°			

<b>125,000 mm</b>	<b>289</b>
-------------------	------------

OM 401.992 ,

<b>851060-6</b>	<b>881107-6</b>		
58,90 x 12,00 x 142,50 x 30°	18,04 x 12,00 x 67,00   IN   EX		
<b>861061-6</b>			
51,00 x 12,00 x 142,50 x 45°			





## 125,000 mm

**290**

OM 402.900 ,

**851043-6**  
58,90 x 12,00 x 142,50 x 30°**871062-6**  
60,09 x 51,00 x 8,90 x 30° | IN**L-12****901001-1****851060-6**  
58,90 x 12,00 x 142,50 x 30°**871064-6**  
60,11 x 52,20 x 8,40 x 30° | IN**901002-1****861044-6**  
51,00 x 12,00 x 142,40 x 45°**871061-6**  
53,09 x 43,00 x 9,65 x 45° | EX**911010-8**

Ø 12,00

**861061-6**  
51,00 x 12,00 x 142,50 x 45°**861062-6**  
51,10 x 12,00 x 143,00 x 45°

## 125,000 mm

**291**

OM 402.905 , OM 402.907 , OM 402.913 , OM 402.917 , OM 402.919 , OM 402.921 , OM 402.923 , OM 402.924 , OM 402.925 , OM 402.926 , OM 402.927 , OM 402.928 , OM 403.905 , OM 403.906 , OM 403.915 , OM 403.917 , OM 403.918 , OM 403.919 , OM 403.930 , OM 403.932 , OM 403.933 , OM 403.934 , OM 403.935 , OM 407.907 , OM 407.908 , OM 407.910 , OM 407.914 , OM 407.916 , OM 407.918 ,

**851043-6**  
58,90 x 12,00 x 142,50 x 30°**881090-6**  
18,00 x 12,00 x 67,00 | IN | EX**871060-6**  
61,12 x 51,10 x 9,20 x 30° | IN**L-12****901001-1****851060-6**  
58,90 x 12,00 x 142,50 x 30°**881107-6**  
18,04 x 12,00 x 67,00 | IN | EX**871062-6**  
60,09 x 51,00 x 8,90 x 30° | IN**901002-1****871064-6**  
60,11 x 52,20 x 8,40 x 30° | IN**861044-6**  
51,00 x 12,00 x 142,40 x 45°**871061-6**  
53,09 x 43,00 x 9,65 x 45° | EX**911010-8**

Ø 12,00

**861061-6**  
51,00 x 12,00 x 142,50 x 45°**861062-6**  
51,10 x 12,00 x 143,00 x 45°

## 125,000 mm

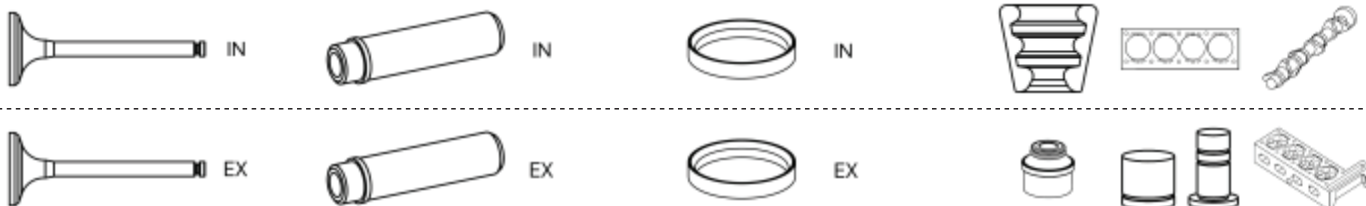
**292**

OM 402.906 ,

**851043-6**  
58,90 x 12,00 x 142,50 x 30°**881090-6**  
18,00 x 12,00 x 67,00 | IN | EX**871060-6**  
61,12 x 51,10 x 9,20 x 30° | IN**L-12****901001-1****851060-6**  
58,90 x 12,00 x 142,50 x 30°**881107-6**  
18,04 x 12,00 x 67,00 | IN | EX**871062-6**  
60,09 x 51,00 x 8,90 x 30° | IN**901002-1****871064-6**  
60,11 x 52,20 x 8,40 x 30° | IN**861044-6**  
51,00 x 12,00 x 142,40 x 45°**871061-6**  
53,09 x 43,00 x 9,65 x 45° | EX**911010-8**

Ø 12,00

**971061-6****861061-6**  
51,00 x 12,00 x 142,50 x 45°**861062-6**  
51,10 x 12,00 x 143,00 x 45°



## 125,000 mm

293

OM 402.970 , OM 402.971 , OM 402.978 ,

<b>851060-6</b>	<b>881107-6</b>	<b>L-12</b>	<b>901001-1</b>
58,90 x 12,00 x 142,50 x 30°	18,04 x 12,00 x 67,00   IN   EX		<b>901002-1</b>

<b>861061-6</b>	<b>871063-6</b>	<b>911010-8</b>	<b>971061-6</b>
51,00 x 12,00 x 142,50 x 45°	53,11 x 43,00 x 9,20 x 45°   EX	Ø 12,00	

<b>861062-6</b>
51,10 x 12,00 x 143,00 x 45°

## 125,000 mm

294

OM 402.972 , OM 402.973 , OM 402.974 , OM 402.975 , OM 402.977 , OM 402.982 , OM 402.983 , OM 402.984 , OM 402.985 , OM 402.986 , OM 402.987 , OM 402.989 , OM 402.990 , OM 402.995 , OM 402.996 ,

<b>851060-6</b>	<b>881107-6</b>	<b>L-12</b>	<b>901001-1</b>
58,90 x 12,00 x 142,50 x 30°	18,04 x 12,00 x 67,00   IN   EX		<b>901002-1</b>

<b>861061-6</b>	<b>871063-6</b>	<b>911010-8</b>
51,00 x 12,00 x 142,50 x 45°	53,11 x 43,00 x 9,20 x 45°   EX	Ø 12,00

<b>861062-6</b>
51,10 x 12,00 x 143,00 x 45°

## 125,000 mm

295

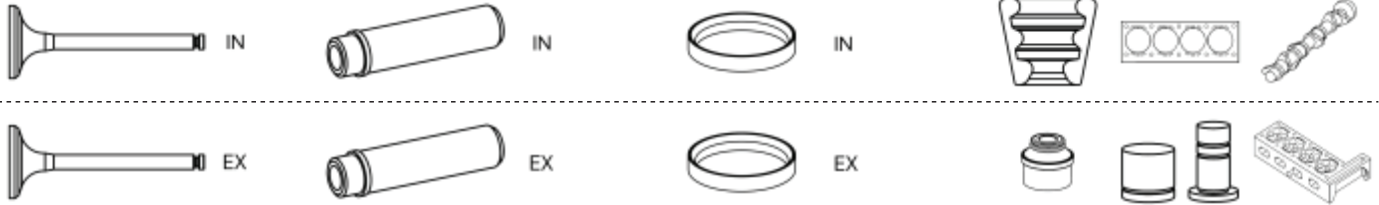
OM 407.911 , OM 407.920 , OM 407.930 , OM 407.931 , OM 407.932 ,

<b>851043-6</b>	<b>881090-6</b>	<b>871062-6</b>	<b>L-12</b>	<b>901001-1</b>
58,90 x 12,00 x 142,50 x 30°	18,00 x 12,00 x 67,00   IN   EX	60,09 x 51,00 x 8,90 x 30°   IN		
<b>851060-6</b>	<b>881107-6</b>	<b>871064-6</b>		<b>901002-1</b>
58,90 x 12,00 x 142,50 x 30°	18,04 x 12,00 x 67,00   IN   EX	60,11 x 52,20 x 8,40 x 30°   IN		

<b>861044-6</b>	<b>871061-6</b>	<b>911010-8</b>
51,00 x 12,00 x 142,40 x 45°	53,09 x 43,00 x 9,65 x 45°   EX	Ø 12,00

<b>861061-6</b>
51,00 x 12,00 x 142,50 x 45°

<b>861062-6</b>
51,10 x 12,00 x 143,00 x 45°



## 125,000 mm

**296**

OM 407.951 , OM 407.955 ,

<b>851043-6</b> 58,90 x 12,00 x 142,50 x 30°	<b>881107-6</b> 18,04 x 12,00 x 67,00   IN   EX	<b>871060-6</b> 61,12 x 51,10 x 9,20 x 30°   IN	<b>L-12</b>	<b>901001-1</b>
<b>851060-6</b> 58,90 x 12,00 x 142,50 x 30°		<b>871062-6</b> 60,09 x 51,00 x 8,90 x 30°   IN		<b>901002-1</b>
		<b>871064-6</b> 60,11 x 52,20 x 8,40 x 30°   IN		
<b>861044-6</b> 51,00 x 12,00 x 142,40 x 45°		<b>871061-6</b> 53,09 x 43,00 x 9,65 x 45°   EX	<b>911010-8</b> Ø 12,00	<b>971061-6</b>
<b>861061-6</b> 51,00 x 12,00 x 142,50 x 45°		<b>871063-6</b> 53,11 x 43,00 x 9,20 x 45°   EX		
<b>861062-6</b> 51,10 x 12,00 x 143,00 x 45°				

## 125,000 mm

**297**

OM 407.952 , OM 407.953 , OM 407.954 , OM 407.956 ,

<b>851043-6</b> 58,90 x 12,00 x 142,50 x 30°	<b>881090-6</b> 18,00 x 12,00 x 67,00   IN   EX	<b>871062-6</b> 60,09 x 51,00 x 8,90 x 30°   IN	<b>L-12</b>	<b>901001-1</b>
<b>851060-6</b> 58,90 x 12,00 x 142,50 x 30°	<b>881107-6</b> 18,04 x 12,00 x 67,00   IN   EX	<b>871064-6</b> 60,11 x 52,20 x 8,40 x 30°   IN		<b>901002-1</b>
<b>861044-6</b> 51,00 x 12,00 x 142,40 x 45°		<b>871061-6</b> 53,09 x 43,00 x 9,65 x 45°   EX	<b>911010-8</b> Ø 12,00	
		<b>871063-6</b> 53,11 x 43,00 x 9,20 x 45°   EX		

## 125,000 mm

**298**

OM 409.906 , OM 409.907 , OM 409.908 ,

<b>851043-6</b> 58,90 x 12,00 x 142,50 x 30°	<b>881090-6</b> 18,00 x 12,00 x 67,00   IN   EX	<b>871062-6</b> 60,09 x 51,00 x 8,90 x 30°   IN	<b>L-12</b>	<b>901001-1</b>
<b>851060-6</b> 58,90 x 12,00 x 142,50 x 30°	<b>881107-6</b> 18,04 x 12,00 x 67,00   IN   EX	<b>871064-6</b> 60,11 x 52,20 x 8,40 x 30°   IN		<b>901002-1</b>
<b>861044-6</b> 51,00 x 12,00 x 142,40 x 45°		<b>871061-6</b> 53,09 x 43,00 x 9,65 x 45°   EX	<b>911010-8</b> Ø 12,00	
<b>861061-6</b> 51,00 x 12,00 x 142,50 x 45°		<b>871063-6</b> 53,11 x 43,00 x 9,20 x 45°   EX		
<b>861062-6</b> 51,10 x 12,00 x 143,00 x 45°				

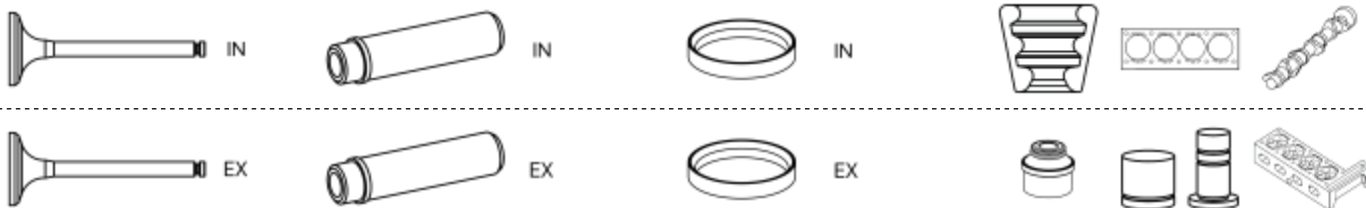
## 125,000 mm

**299**

OM 470.903 , OM 470.904 , OM 470.906 , OM 470.907 , OM 470.908 , OM 470.910 , OM 470.913 , OM 470.914 , OM 470.915 , OM 470.917 , OM 470.921 , OM 470.922 , OM 470.923 , OM 470.928 ,

<b>881006-4</b> 15,04 x 9,50 x 98,10   IN   EX
---

# MERCEDES-BENZ



**128,000 mm**

**300**

OM 457.919 , OM 457.920 , OM 457.922 , OM 457.923 , OM 457.924 , OM 457.925 , OM 457.928 , OM 457.929 , OM 457.931 , OM 457.932 , OM 457.936 , OM 457.939 , OM 457.940 , OM 457.946 , OM 457.949 , OM 457.962 ,

**851069-6**

**881069-6**

**871071-6**

**901023-1**

45,60 x 9,00 x 144,85 x 30°

15,03 x 9,00 x 61,00 | IN | EX

47,39 x 36,50 x 7,80 x 30° | IN

**851071-6**

45,50 x 9,00 x 145,00 x 30°

**861072-6**

41,10 x 9,00 x 144,85 x 45°

**871069-6**

43,09 x 34,30 x 8,00 x 45° | EX

**911002-8**

Ø 9,00

**861077-5**

17,00 x 8,00 x 86,85 x 45°

**861200-6**

42,20 x 9,00 x 144,80 x 35°

**128,000 mm**

**301**

OM 457 ,

**851071-6**

45,50 x 9,00 x 145,00 x 30°

**911002-8**

Ø 9,00

**128,000 mm**

**302**

M 476.920 , M 476.921 , M 476.926 , M 476.927 , M 476.932 , M 476.933 , M 476.934 , M 476.935 , M 476.936 , M 476.937 ,

**L-12**

**901001-1**

**901002-1**

**911010-8**

Ø 12,00

**128,000 mm**

**303**

M 476.925 , M 476.930 ,

**L-12**

**901001-1**

**901002-1**

**911010-8**

**971061-6**

Ø 12,00

**128,000 mm**

**304**

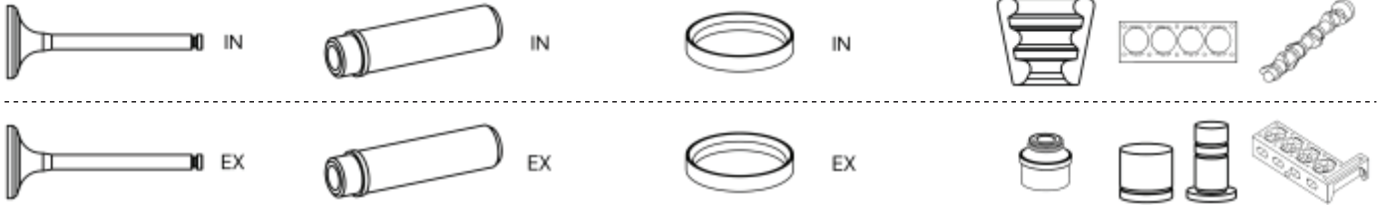
OM 335.910 , OM 335.930 , OM 335.932 , OM 345.915 , OM 345.919 , OM 345.941 , OM 345.945 , OM 345.946 , OM 345.949 , OM 345.972 , OM 345.973 , OM 345.975 ,

**851051-6**

**871051-6**

42,00 x 9,00 x 129,80 x 45°

51,06 x 37,00 x 7,50 x 30° | IN



## 128,000 mm

**305**

OM 345.900 ,

**851051-6**

42,00 x 9,00 x 129,80 x 45°

**871051-6**

51,06 x 37,00 x 7,50 x 30° | IN

**871037-6**

38,00 x 30,00 x 8,50 x 45° | EX

## 128,000 mm

**306**

OM 345.910 , OM 345.912 , OM 345.932 , OM 345.933 , OM 345.936 , OM 345.937 , OM 347.915 , OM 347.942 , OM 347.943 ,

**851051-6**

42,00 x 9,00 x 129,80 x 45°

**881060-6**

15,04 x 9,00 x 67,50 | IN

**871051-6**

51,06 x 37,00 x 7,50 x 30° | IN

**881061-6**

15,02 x 9,00 x 86,50 | EX

## 128,000 mm

**307**

OM 345.913 , OM 345.960 ,

**851049-6**

42,00 x 9,00 x 130,60 x 30°

**871049-6**

51,07 x 37,00 x 7,47 x 30° | IN

**871050-6**

40,06 x 31,00 x 7,20 x 30° | EX

## 128,000 mm

**308**

OM 345.914 ,

**881060-6**

15,04 x 9,00 x 67,50 | IN

**871051-6**

51,06 x 37,00 x 7,50 x 30° | IN

**881061-6**

15,02 x 9,00 x 86,50 | EX

**871052-6**

40,07 x 31,00 x 7,47 x 45° | EX

## 128,000 mm

**309**

OM 345.942 ,

**851051-6**

42,00 x 9,00 x 129,80 x 45°

**871051-6**

51,06 x 37,00 x 7,50 x 30° | IN

**871037-6**

38,00 x 30,00 x 8,50 x 45° | EX

**871052-6**

40,07 x 31,00 x 7,47 x 45° | EX

## 128,000 mm

**310**

OM 345.947 ,

**871051-6**

51,06 x 37,00 x 7,50 x 30° | IN

## 128,000 mm

**311**

OM 346.910 , OM 346.911 , OM 346.912 , OM 346.913 , OM 346.914 , OM 346.915 , OM 346.916 , OM 346.917 , OM 346.918 , OM 346.919 , OM 346.940 , OM 346.941 , OM 346.942 , OM 346.943 , OM 346.944 , OM 346.945 , OM 346.946 , OM 346.947 , OM 346.952 ,

**851051-6**

42,00 x 9,00 x 129,80 x 45°

**881060-6**

15,04 x 9,00 x 67,50 | IN

**871051-6**

51,06 x 37,00 x 7,50 x 30° | IN

**L-12****901012-1****861052-6**

37,00 x 9,00 x 165,00 x 45°

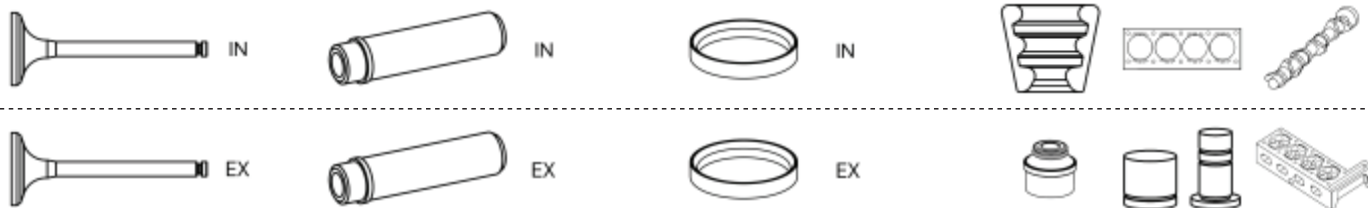
**881061-6**

15,02 x 9,00 x 86,50 | EX

**871052-6**

40,07 x 31,00 x 7,47 x 45° | EX

**971050-6**



## 128,000 mm

312

OM 346.953 ,

<b>851051-6</b> 42,00 x 9,00 x 129,80 x 45°	<b>881060-6</b> 15,04 x 9,00 x 67,50   IN	<b>871051-6</b> 51,06 x 37,00 x 7,50 x 30°   IN	<b>L-12</b>	<b>901012-1</b>
	<b>881061-6</b> 15,02 x 9,00 x 86,50   EX	<b>871052-6</b> 40,07 x 31,00 x 7,47 x 45°   EX		<b>971050-6</b>

## 128,000 mm

313

OM 355.910 , OM 355.911 , OM 355.912 , OM 355.913 , OM 355.914 , OM 355.915 , OM 355.916 , OM 355.918 ,

<b>851049-6</b> 42,00 x 9,00 x 130,60 x 30°	<b>881060-6</b> 15,04 x 9,00 x 67,50   IN	<b>871051-6</b> 51,06 x 37,00 x 7,50 x 30°   IN		
<b>851051-6</b> 42,00 x 9,00 x 129,80 x 45°				
<b>861050-6</b> 37,00 x 9,00 x 165,20 x 30°	<b>881061-6</b> 15,02 x 9,00 x 86,50   EX	<b>871052-6</b> 40,07 x 31,00 x 7,47 x 45°   EX		<b>971050-6</b>

## 128,000 mm

314

OM 355.917 ,

<b>851051-6</b> 42,00 x 9,00 x 129,80 x 45°
--

## 128,000 mm

315

OM 355.960 , OM 355.962 , OM 355.963 , OM 355.964 , OM 355.966 , OM 355.967 , OM 355.970 , OM 355.972 , OM 355.973 , OM 355.974 , OM 355.976 , OM 355.978 , OM 355.984 ,

<b>851051-6</b> 42,00 x 9,00 x 129,80 x 45°	<b>881060-6</b> 15,04 x 9,00 x 67,50   IN	<b>871051-6</b> 51,06 x 37,00 x 7,50 x 30°   IN	<b>L-12</b>	
	<b>881061-6</b> 15,02 x 9,00 x 86,50   EX	<b>871052-6</b> 40,07 x 31,00 x 7,47 x 45°   EX		<b>971050-6</b>

## 128,000 mm

316

OM 355.961 , OM 355.975 , OM 355.979 , OM 355.980 , OM 355.981 , OM 355.982 , OM 355.983 ,

<b>851051-6</b> 42,00 x 9,00 x 129,80 x 45°	<b>881060-6</b> 15,04 x 9,00 x 67,50   IN	<b>871051-6</b> 51,06 x 37,00 x 7,50 x 30°   IN		
	<b>881061-6</b> 15,02 x 9,00 x 86,50   EX	<b>871052-6</b> 40,07 x 31,00 x 7,47 x 45°   EX		<b>971050-6</b>

## 128,000 mm

317

OM 355.965 ,

<b>851051-6</b> 42,00 x 9,00 x 129,80 x 45°	<b>871051-6</b> 51,06 x 37,00 x 7,50 x 30°   IN
	<b>871052-6</b> 40,07 x 31,00 x 7,47 x 45°   EX



## 128,000 mm

318

OM 355.968 , OM 355.969 ,

<b>851049-6</b> 42,00 x 9,00 x 130,60 x 30°	<b>881060-6</b> 15,04 x 9,00 x 67,50   IN	<b>871049-6</b> 51,07 x 37,00 x 7,47 x 30°   IN	<b>L-12</b>
<b>851051-6</b> 42,00 x 9,00 x 129,80 x 45°			
<b>861050-6</b> 37,00 x 9,00 x 165,20 x 30°	<b>881061-6</b> 15,02 x 9,00 x 86,50   EX	<b>871050-6</b> 40,06 x 31,00 x 7,20 x 30°   EX	<b>971050-6</b>

## 128,000 mm

319

OM 355.977 ,

<b>851049-6</b> 42,00 x 9,00 x 130,60 x 30°	<b>881060-6</b> 15,04 x 9,00 x 67,50   IN	<b>871049-6</b> 51,07 x 37,00 x 7,47 x 30°   IN	<b>L-12</b>
<b>861050-6</b> 37,00 x 9,00 x 165,20 x 30°	<b>881061-6</b> 15,02 x 9,00 x 86,50   EX	<b>871050-6</b> 40,06 x 31,00 x 7,20 x 30°   EX	<b>971050-6</b>

## 128,000 mm

320

OM 421.901 , OM 476.917 ,

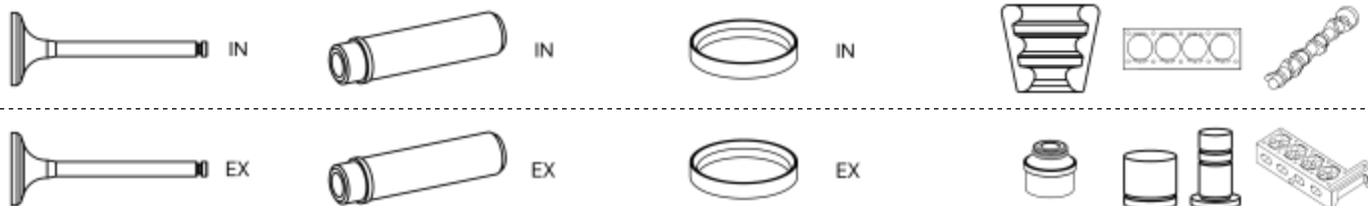
<b>851043-6</b> 58,90 x 12,00 x 142,50 x 30°	<b>881107-6</b> 18,04 x 12,00 x 67,00   IN   EX	<b>L-12</b>	<b>901001-1</b>
<b>851060-6</b> 58,90 x 12,00 x 142,50 x 30°			<b>901002-1</b>
<b>861044-6</b> 51,00 x 12,00 x 142,40 x 45°		<b>871061-6</b> 53,09 x 43,00 x 9,65 x 45°   EX	<b>911010-8</b> Ø 12,00
<b>861061-6</b> 51,00 x 12,00 x 142,50 x 45°		<b>871063-6</b> 53,11 x 43,00 x 9,20 x 45°   EX	
<b>861062-6</b> 51,10 x 12,00 x 143,00 x 45°			

## 128,000 mm

321

OM 421.905 , OM 422.905 , OM 422.906 , OM 422.907 , OM 422.908 , OM 422.909 , OM 422.912 , OM 422.913 , OM 422.919 , OM 422.920 , OM 423.905 , OM 423.907 , OM 423.908 , OM 423.909 , OM 427.910 ,

<b>851043-6</b> 58,90 x 12,00 x 142,50 x 30°	<b>881090-6</b> 18,00 x 12,00 x 67,00   IN   EX	<b>871062-6</b> 60,09 x 51,00 x 8,90 x 30°   IN	<b>L-12</b>	<b>901001-1</b>
<b>851060-6</b> 58,90 x 12,00 x 142,50 x 30°	<b>881107-6</b> 18,04 x 12,00 x 67,00   IN   EX	<b>871064-6</b> 60,11 x 52,20 x 8,40 x 30°   IN		<b>901002-1</b>
<b>861044-6</b> 51,00 x 12,00 x 142,40 x 45°		<b>871061-6</b> 53,09 x 43,00 x 9,65 x 45°   EX	<b>911010-8</b> Ø 12,00	<b>971061-6</b>
<b>861061-6</b> 51,00 x 12,00 x 142,50 x 45°				
<b>861062-6</b> 51,10 x 12,00 x 143,00 x 45°				



## 128,000 mm

322

OM 421.906 , OM 421.907 , OM 421.910 , OM 424.900 , OM 427.901 ,

<b>851043-6</b> 58,90 x 12,00 x 142,50 x 30°	<b>881107-6</b> 18,04 x 12,00 x 67,00   IN   EX	<b>871062-6</b> 60,09 x 51,00 x 8,90 x 30°   IN	<b>L-12</b>	<b>901001-1</b>
<b>851060-6</b> 58,90 x 12,00 x 142,50 x 30°		<b>871064-6</b> 60,11 x 52,20 x 8,40 x 30°   IN		<b>901002-1</b>
<b>861044-6</b> 51,00 x 12,00 x 142,40 x 45°		<b>871061-6</b> 53,09 x 43,00 x 9,65 x 45°   EX	<b>911010-8</b> Ø 12,00	
<b>861061-6</b> 51,00 x 12,00 x 142,50 x 45°				
<b>861062-6</b> 51,10 x 12,00 x 143,00 x 45°				

## 128,000 mm

323

OM 421.908 , OM 421.909 , OM 422.910 , OM 422.911 , OM 422.914 , OM 422.915 , OM 422.916 , OM 422.917 , OM 422.918 , OM 422.921 , OM 422.922 , OM 422.923 , OM 423.906 , OM 427.900 , OM 427.905 , OM 427.911 ,

<b>851043-6</b> 58,90 x 12,00 x 142,50 x 30°	<b>881090-6</b> 18,00 x 12,00 x 67,00   IN   EX	<b>871062-6</b> 60,09 x 51,00 x 8,90 x 30°   IN	<b>L-12</b>	<b>901001-1</b>
<b>851060-6</b> 58,90 x 12,00 x 142,50 x 30°	<b>881107-6</b> 18,04 x 12,00 x 67,00   IN   EX	<b>871064-6</b> 60,11 x 52,20 x 8,40 x 30°   IN		<b>901002-1</b>
<b>861044-6</b> 51,00 x 12,00 x 142,40 x 45°		<b>871061-6</b> 53,09 x 43,00 x 9,65 x 45°   EX	<b>911010-8</b> Ø 12,00	
<b>861061-6</b> 51,00 x 12,00 x 142,50 x 45°				
<b>861062-6</b> 51,10 x 12,00 x 143,00 x 45°				

## 128,000 mm

324

OM 421.951 ,

<b>851043-6</b> 58,90 x 12,00 x 142,50 x 30°	<b>881107-6</b> 18,04 x 12,00 x 67,00   IN   EX		<b>L-12</b>	<b>901001-1</b>
<b>851060-6</b> 58,90 x 12,00 x 142,50 x 30°				<b>901002-1</b>
<b>861044-6</b> 51,00 x 12,00 x 142,40 x 45°		<b>871063-6</b> 53,11 x 43,00 x 9,20 x 45°   EX	<b>911010-8</b> Ø 12,00	

## 128,000 mm

325

OM 422.901 , OM 422.956 , OM 422.958 , OM 422.959 , OM 422.963 , OM 423.901 , OM 424.901 ,

<b>851043-6</b> 58,90 x 12,00 x 142,50 x 30°	<b>881090-6</b> 18,00 x 12,00 x 67,00   IN   EX	<b>871062-6</b> 60,09 x 51,00 x 8,90 x 30°   IN	<b>L-12</b>	<b>901001-1</b>
<b>851060-6</b> 58,90 x 12,00 x 142,50 x 30°	<b>881107-6</b> 18,04 x 12,00 x 67,00   IN   EX	<b>871064-6</b> 60,11 x 52,20 x 8,40 x 30°   IN		<b>901002-1</b>
<b>861044-6</b> 51,00 x 12,00 x 142,40 x 45°		<b>871061-6</b> 53,09 x 43,00 x 9,65 x 45°   EX	<b>911010-8</b> Ø 12,00	
<b>861061-6</b> 51,00 x 12,00 x 142,50 x 45°		<b>871063-6</b> 53,11 x 43,00 x 9,20 x 45°   EX		
<b>861062-6</b> 51,10 x 12,00 x 143,00 x 45°				





## 128,000 mm

**326**

OM 422.951 , OM 422.952 , OM 422.953 , OM 422.954 , OM 422.955 , OM 422.957 , OM 423.950 ,

<b>851043-6</b>	<b>881090-6</b>	<b>871062-6</b>	<b>L-12</b>	<b>901001-1</b>
-----------------	-----------------	-----------------	-------------	-----------------

58,90 x 12,00 x 142,50 x 30°	18,00 x 12,00 x 67,00   IN   EX	60,09 x 51,00 x 8,90 x 30°   IN		
------------------------------	---------------------------------	---------------------------------	--	--

<b>851060-6</b>	<b>881107-6</b>	<b>871064-6</b>		<b>901002-1</b>
-----------------	-----------------	-----------------	--	-----------------

58,90 x 12,00 x 142,50 x 30°	18,04 x 12,00 x 67,00   IN   EX	60,11 x 52,20 x 8,40 x 30°   IN		
------------------------------	---------------------------------	---------------------------------	--	--

<b>861044-6</b>		<b>871061-6</b>	<b>911010-8</b>	<b>971061-6</b>
-----------------	--	-----------------	-----------------	-----------------

51,00 x 12,00 x 142,40 x 45°		53,09 x 43,00 x 9,65 x 45°   EX	∅ 12,00	
------------------------------	--	---------------------------------	---------	--

<b>861061-6</b>		<b>871063-6</b>		
-----------------	--	-----------------	--	--

51,00 x 12,00 x 142,50 x 45°		53,11 x 43,00 x 9,20 x 45°   EX		
------------------------------	--	---------------------------------	--	--

<b>861062-6</b>				
-----------------	--	--	--	--

51,10 x 12,00 x 143,00 x 45°				
------------------------------	--	--	--	--

## 128,000 mm

**327**

OM 423.951 , OM 442.940 , OM 442.970 , OM 442.973 , OM 442.979 ,

<b>881107-6</b>	<b>901001-1</b>
-----------------	-----------------

18,04 x 12,00 x 67,00   IN   EX	
---------------------------------	--

<b>901002-1</b>
-----------------

## 128,000 mm

**328**

OM 424.901.510 ,

<b>851043-6</b>	<b>881090-6</b>	<b>L-12</b>	<b>901001-1</b>
-----------------	-----------------	-------------	-----------------

58,90 x 12,00 x 142,50 x 30°	18,00 x 12,00 x 67,00   IN   EX		
------------------------------	---------------------------------	--	--

<b>851060-6</b>	<b>881107-6</b>		<b>901002-1</b>
-----------------	-----------------	--	-----------------

58,90 x 12,00 x 142,50 x 30°	18,04 x 12,00 x 67,00   IN   EX		
------------------------------	---------------------------------	--	--

<b>861044-6</b>	<b>871061-6</b>	<b>911010-8</b>
-----------------	-----------------	-----------------

51,00 x 12,00 x 142,40 x 45°	53,09 x 43,00 x 9,65 x 45°   EX	∅ 12,00
------------------------------	---------------------------------	---------

<b>871063-6</b>		
-----------------	--	--

53,11 x 43,00 x 9,20 x 45°   EX
---------------------------------

## 128,000 mm

**329**

OM 427.902 , OM 427.903 , OM 440.940 , OM 440.941 , OM 440.942 , OM 440.945 , OM 440.948 , OM 440.972 , OM 440.973 , OM 440.979 , OM 440.980 , OM 440.981 , OM 440.983 , OM 440.984 , OM 440.985 , OM 440.986 , OM 440.987 , OM 440.988 , OM 440.989 , OM 440.990 , OM 440.991 , OM 441.953 , OM 441.961 , OM 441.962 , OM 441.982 , OM 441.983 , OM 441.985 , OM 441.987 , OM 441.988 , OM 441.990 , OM 441.991 , OM 441.992 , OM 441.993 , OM 441.995 , OM 441.996 , OM 441.997 , OM 441.998 , OM 441.999 , OM 442.961 , OM 442.963 , OM 442.964 , OM 442.965 , OM 442.966 , OM 442.967 , OM 442.968 , OM 442.971 , OM 442.972 , OM 442.976 , OM 442.977 , OM 442.978 , OM 442.982 , OM 442.992 , OM 442.995 , OM 442.996 , OM 442.998 , OM 447.902 , OM 447.947 , OM 447.948 , OM 447.951 , OM 447.952 , OM 447.953 , OM 447.954 , OM 447.955 , OM 447.956 , OM 447.957 , OM 447.958 , OM 447.959 , OM 447.960 , OM 447.970 , OM 447.971 , OM 447.972 , OM 447.973 , OM 447.974 , OM 447.975 , OM 447.976 , OM 447.977 , OM 447.978 , OM 447.979 , OM 447.980 , OM 447.982 , OM 447.983 , OM 447.986 , OM 447.988 , OM 447.990 , OM 447.991 , OM 447.992 , OM 447.993 , OM 447.994 , OM 447.995 , OM 447.996 , OM 447.998 , OM 447.999 , OM 475.907 , OM 475.950 , OM 475.951 , OM 475.952 , OM 475.953 , OM 475.954 , OM 476.916 , OM 476.950 , OM 476.971 , OM 476.972 , OM 476.973 , OM 476.977 , OM 476.978 , OM 476.979 , OM 476.980 , OM 476.981 , OM 476.982 , OM 476.983 , OM 476.988 , OM 476.991 , OM 482.940 , OM 482.941 ,

<b>851060-6</b>	<b>881107-6</b>	<b>L-12</b>	<b>901001-1</b>
-----------------	-----------------	-------------	-----------------

58,90 x 12,00 x 142,50 x 30°	18,04 x 12,00 x 67,00   IN   EX		
------------------------------	---------------------------------	--	--

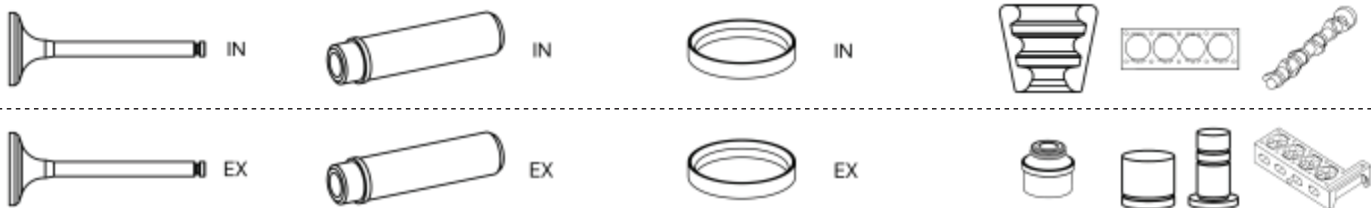
<b>901002-1</b>
-----------------

<b>861061-6</b>	<b>871063-6</b>	<b>911010-8</b>
-----------------	-----------------	-----------------

51,00 x 12,00 x 142,50 x 45°	53,11 x 43,00 x 9,20 x 45°   EX	∅ 12,00
------------------------------	---------------------------------	---------

<b>861062-6</b>		
-----------------	--	--

51,10 x 12,00 x 143,00 x 45°		
------------------------------	--	--



**128,000 mm** **330**

OM 427.950 , OM 427.951 , OM 427.952 , OM 447.900 , OM 447.908 , OM 447.910 , OM 447.911 , OM 447.912 , OM 447.914 ,

<b>851060-6</b> 58,90 x 12,00 x 142,50 x 30°	<b>881090-6</b> 18,00 x 12,00 x 67,00   IN   EX	<b>L-12</b>	<b>901001-1</b>
	<b>881107-6</b> 18,04 x 12,00 x 67,00   IN   EX		<b>901002-1</b>

<b>861061-6</b> 51,00 x 12,00 x 142,50 x 45°	<b>871063-6</b> 53,11 x 43,00 x 9,20 x 45°   EX	<b>911010-8</b> Ø 12,00
<b>861062-6</b> 51,10 x 12,00 x 143,00 x 45°		

**128,000 mm** **331**

OM 429.951 , OM 429.953 , OM 444.901.400 ,

<b>851060-6</b> 58,90 x 12,00 x 142,50 x 30°	<b>881090-6</b> 18,00 x 12,00 x 67,00   IN   EX	<b>L-12</b>	<b>901001-1</b>
	<b>881107-6</b> 18,04 x 12,00 x 67,00   IN   EX		<b>901002-1</b>

<b>871063-6</b> 53,11 x 43,00 x 9,20 x 45°   EX	<b>911010-8</b> Ø 12,00
--	----------------------------

**128,000 mm** **332**

OM 429.952 , OM 440.943 , OM 440.949 , OM 440.974 , OM 441.952 , OM 446.944 , OM 446.947 ,

<b>901001-1</b>
<b>901002-1</b>

**128,000 mm** **333**

OM 429.955 , OM 444.901.500 , OM 476.992 ,

<b>851060-6</b> 58,90 x 12,00 x 142,50 x 30°	<b>881107-6</b> 18,04 x 12,00 x 67,00   IN   EX	<b>L-12</b>	<b>901001-1</b>
			<b>901002-1</b>

<b>871063-6</b> 53,11 x 43,00 x 9,20 x 45°   EX	<b>911010-8</b> Ø 12,00
--	----------------------------

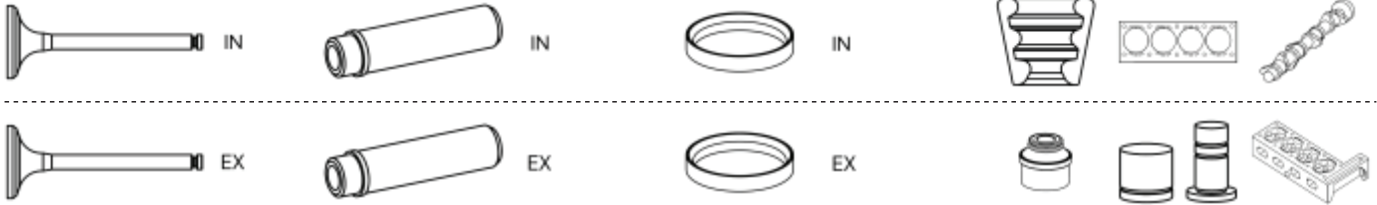
**128,000 mm** **334**

OM 440.970 , OM 440.978 , OM 440.982 , OM 441.950 , OM 441.951 , OM 441.960 , OM 441.980 , OM 441.981 , OM 441.986 , OM 441.989 , OM 441.994 , OM 442.960 , OM 442.962 , OM 442.980 , OM 442.983 , OM 442.989 , OM 442.997 , OM 447.949 , OM 447.950 , OM 447.968 , OM 447.981 , OM 447.984 , OM 447.985 , OM 447.987 ,

<b>851060-6</b> 58,90 x 12,00 x 142,50 x 30°	<b>881107-6</b> 18,04 x 12,00 x 67,00   IN   EX	<b>L-12</b>	<b>901001-1</b>
			<b>901002-1</b>

<b>861061-6</b> 51,00 x 12,00 x 142,50 x 45°	<b>871063-6</b> 53,11 x 43,00 x 9,20 x 45°   EX	<b>911010-8</b> Ø 12,00	<b>971061-6</b>
---	--	----------------------------	-----------------

<b>861062-6</b> 51,10 x 12,00 x 143,00 x 45°			
---	--	--	--



## 128,000 mm

**335**

OM 440.971 , OM 440.975 , OM 442.942 , OM 442.944 , OM 442.945 , OM 442.950 , OM 442.951 , OM 442.953 , OM 445.920 , OM 445.924 , OM 445.925 ,  
 OM 445.926 , OM 445.927 , OM 445.929 , OM 445.930 , OM 445.933 , OM 445.934 , OM 445.935 , OM 446.920 , OM 446.924 , OM 446.925 , OM 446.926 ,  
 OM 446.927 , OM 446.933 , OM 446.934 , OM 446.938 , OM 446.940 , OM 446.946 ,

**851060-6****881107-6****L-12****901001-1**

58,90 x 12,00 x 142,50 x 30° 18,04 x 12,00 x 67,00 | IN | EX

**901002-1****861061-6**

51,00 x 12,00 x 142,50 x 45°

**871063-6**

53,11 x 43,00 x 9,20 x 45° | EX

**911010-8****971061-6**

Ø 12,00

**861062-6**

51,10 x 12,00 x 143,00 x 45°

**861070-4**

17,00 x 8,00 x 90,30 x 45°

## 128,000 mm

**336**

OM 440.976 , OM 441.901 , OM 442.901 , OM 442.941 , OM 442.943 , OM 442.946 , OM 442.952 , OM 442.954 , OM 442.955 , OM 442.957 , OM 442.958 ,  
 OM 442.959 , OM 442.993 , OM 442.994 , OM 445.921 , OM 445.922 , OM 445.923 , OM 445.931 , OM 445.936 , OM 445.937 , OM 445.938 , OM 445.939 ,  
 OM 445.940 , OM 445.941 , OM 446.922 , OM 446.928 , OM 446.929 , OM 446.930 , OM 446.931 , OM 446.932 , OM 446.935 , OM 446.936 , OM 446.939 ,  
 OM 446.941 , OM 446.942 , OM 446.943 , OM 446.945 , OM 446.948 , OM 475.982 , OM 476.985 ,

**851060-6****881107-6****L-12****901001-1**

58,90 x 12,00 x 142,50 x 30° 18,04 x 12,00 x 67,00 | IN | EX

**901002-1****861061-6**

51,00 x 12,00 x 142,50 x 45°

**871063-6**

53,11 x 43,00 x 9,20 x 45° | EX

**911010-8**

Ø 12,00

**861062-6**

51,10 x 12,00 x 143,00 x 45°

**861070-4**

17,00 x 8,00 x 90,30 x 45°

## 128,000 mm

**337**

OM 442.969 ,

**851043-6****881107-6****L-12****901001-1**

58,90 x 12,00 x 142,50 x 30° 18,04 x 12,00 x 67,00 | IN | EX

**851060-6**

58,90 x 12,00 x 142,50 x 30°

**901002-1****861044-6**

51,00 x 12,00 x 142,40 x 45°

**871061-6**

53,09 x 43,00 x 9,65 x 45° | EX

**911010-8**

Ø 12,00

**871063-6**

53,11 x 43,00 x 9,20 x 45° | EX

## 128,000 mm

**338**

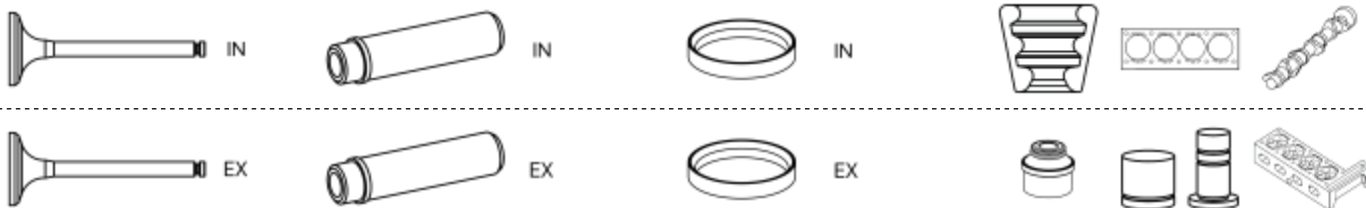
OM 442.974 , OM 442.975 , OM 442.984 , OM 442.991 ,

**851060-6****881107-6****L-12****901001-1**

58,90 x 12,00 x 142,50 x 30° 18,04 x 12,00 x 67,00 | IN | EX

**901002-1****871063-6**

53,11 x 43,00 x 9,20 x 45° | EX



<b>128,000 mm</b>	<b>339</b>
-------------------	------------

OM 442.985 ,

<b>851060-6</b>	<b>881107-6</b>	<b>901001-1</b>
58,90 x 12,00 x 142,50 x 30°	18,04 x 12,00 x 67,00   IN   EX	
		<b>901002-1</b>

<b>861061-6</b>	<b>871063-6</b>	<b>911010-8</b>	<b>971061-6</b>
51,00 x 12,00 x 142,50 x 45°	53,11 x 43,00 x 9,20 x 45°   EX	Ø 12,00	
<b>861062-6</b>			
51,10 x 12,00 x 143,00 x 45°			

<b>128,000 mm</b>	<b>340</b>
-------------------	------------

OM 442.999 , OM 446.923 , OM 475.974 , OM 475.976 , OM 475.977 , OM 475.978 ,

<b>851060-6</b>	<b>881107-6</b>	<b>L-12</b>	<b>901001-1</b>
58,90 x 12,00 x 142,50 x 30°	18,04 x 12,00 x 67,00   IN   EX		
			<b>901002-1</b>

<b>861070-4</b>	<b>871063-6</b>	<b>911010-8</b>
17,00 x 8,00 x 90,30 x 45°	53,11 x 43,00 x 9,20 x 45°   EX	Ø 12,00

<b>128,000 mm</b>	<b>341</b>
-------------------	------------

OM 443.901 , OM 443.980 ,

<b>851043-6</b>	<b>881107-6</b>	<b>L-12</b>	<b>901001-1</b>
58,90 x 12,00 x 142,50 x 30°	18,04 x 12,00 x 67,00   IN   EX		
<b>851060-6</b>			<b>901002-1</b>
58,90 x 12,00 x 142,50 x 30°			

<b>861061-6</b>	<b>871063-6</b>	<b>911010-8</b>
51,00 x 12,00 x 142,50 x 45°	53,11 x 43,00 x 9,20 x 45°   EX	Ø 12,00
<b>861062-6</b>		
51,10 x 12,00 x 143,00 x 45°		

<b>128,000 mm</b>	<b>342</b>
-------------------	------------

OM 443.940 ,

<b>851043-6</b>	<b>881107-6</b>	<b>L-12</b>	<b>901001-1</b>
58,90 x 12,00 x 142,50 x 30°	18,04 x 12,00 x 67,00   IN   EX		
<b>851060-6</b>			<b>901002-1</b>
58,90 x 12,00 x 142,50 x 30°			

<b>861061-6</b>	<b>871063-6</b>	<b>911010-8</b>	<b>971061-6</b>
51,00 x 12,00 x 142,50 x 45°	53,11 x 43,00 x 9,20 x 45°   EX	Ø 12,00	
<b>861062-6</b>			
51,10 x 12,00 x 143,00 x 45°			



## 128,000 mm

**343**

OM 444.901 ,

**851060-6**

58,90 x 12,00 x 142,50 x 30°

**L-12****901001-1****901002-1****861061-6**

51,00 x 12,00 x 142,50 x 45°

**911010-8**

Ø 12,00

**861062-6**

51,10 x 12,00 x 143,00 x 45°

## 128,000 mm

**344**

OM 444.901.501 , OM 444.901.502 , OM 444.901.508 , OM 444.901.520 , OM 444.901.521 ,

**901001-1****901002-1****911010-8**

Ø 12,00

## 128,000 mm

**345**

OM 444.901.504 , OM 444.901.505 , OM 444.901.506 ,

**851060-6**

58,90 x 12,00 x 142,50 x 30°

**881107-6**

18,04 x 12,00 x 67,00 | IN | EX

**901001-1****901002-1****911010-8**

Ø 12,00

## 128,000 mm

**346**

OM 447.905 , OM 447.906 , OM 447.907 , OM 447.913 ,

**851060-6**

58,90 x 12,00 x 142,50 x 30°

**881090-6**

18,00 x 12,00 x 67,00 | IN | EX

**L-12****901001-1****881107-6**

18,04 x 12,00 x 67,00 | IN | EX

**901002-1****861061-6**

51,00 x 12,00 x 142,50 x 45°

**871063-6**

53,11 x 43,00 x 9,20 x 45° | EX

**911010-8**

Ø 12,00

**971061-6****861062-6**

51,10 x 12,00 x 143,00 x 45°

## 128,000 mm

**347**

OM 447.915 , OM 447.916 ,

**851060-6**

58,90 x 12,00 x 142,50 x 30°

**881090-6**

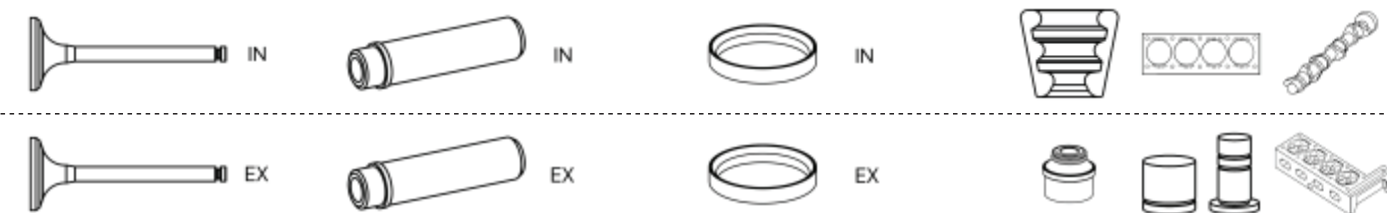
18,00 x 12,00 x 67,00 | IN | EX

**L-12****901001-1****881107-6**

18,04 x 12,00 x 67,00 | IN | EX

**901002-1****911010-8**

Ø 12,00



<b>128,000 mm</b>		<b>348</b>
-------------------	--	------------

OM 457.907 , OM 457.911 ,

<b>881069-6</b>		
15,03 x 9,00 x 61,00   IN   EX		

<b>128,000 mm</b>		<b>349</b>
-------------------	--	------------

OM 457.910 ,

<b>881069-6</b>		<b>901023-1</b>
15,03 x 9,00 x 61,00   IN   EX		
<b>911002-8</b>		
Ø 9,00		

<b>128,000 mm</b>		<b>350</b>
-------------------	--	------------

OM 457.914 , OM 457.915 , OM 457.916 , OM 457.917 , OM 457.927 , OM 457.933 , OM 457.934 , OM 457.935 , OM 457.938 , OM 457.948 , OM 457.951 , OM 457.952 , OM 457.953 , OM 457.954 , OM 457.955 , OM 457.957 , OM 457.961 , OM 457.964 , OM 457.965 , OM 457.966 , OM 460.900 , OM 460.901 , OM 460.902 , OM 460.903 , OM 460.904 , OM 460.905 , OM 460.907 , OM 460.908 , OM 460.909 , OM 460.910 , OM 460.911 , OM 460.912 , OM 460.913 , OM 460.914 , OM 460.915 , OM 460.916 , OM 460.918 , OM 460.919 , OM 460.921 , OM 460.922 , OM 460.923 , OM 460.925 , OM 460.929 , OM 460.931 , OM 460.960 , OM 460.970 , OM 460.971 ,

<b>851069-6</b>	<b>881069-6</b>	<b>871071-6</b>	<b>901023-1</b>
45,60 x 9,00 x 144,85 x 30°	15,03 x 9,00 x 61,00   IN   EX	47,39 x 36,50 x 7,80 x 30°   IN	
<b>851071-6</b>			
45,50 x 9,00 x 145,00 x 30°			
<b>861072-6</b>		<b>871069-6</b>	<b>911002-8</b>
41,10 x 9,00 x 144,85 x 45°		43,09 x 34,30 x 8,00 x 45°   EX	Ø 9,00
<b>861077-5</b>		<b>871070-6</b>	
17,00 x 8,00 x 86,85 x 45°		21,00 x 14,40 x 5,50 x 45°   EX	
<b>861200-6</b>			
42,20 x 9,00 x 144,80 x 35°			

<b>128,000 mm</b>		<b>351</b>
-------------------	--	------------

OM 457.918 , OM 457.941 , OM 457.942 , OM 457.947 , OM 457.960 ,

<b>851069-6</b>	<b>881069-6</b>	<b>871071-6</b>	<b>901023-1</b>
45,60 x 9,00 x 144,85 x 30°	15,03 x 9,00 x 61,00   IN   EX	47,39 x 36,50 x 7,80 x 30°   IN	
<b>851071-6</b>		<b>871072-6</b>	
45,50 x 9,00 x 145,00 x 30°			
<b>861072-6</b>		<b>871069-6</b>	<b>911002-8</b>
41,10 x 9,00 x 144,85 x 45°		43,09 x 34,30 x 8,00 x 45°   EX	Ø 9,00
<b>861077-5</b>		<b>871070-6</b>	
17,00 x 8,00 x 86,85 x 45°		21,00 x 14,40 x 5,50 x 45°   EX	
<b>861200-6</b>			
42,20 x 9,00 x 144,80 x 35°			



## 128,000 mm

**352**

OM 457.926 ,

**851069-6**

45,60 x 9,00 x 144,85 x 30°

**881069-6**

15,03 x 9,00 x 61,00 | IN | EX

**901023-1****851071-6**

45,50 x 9,00 x 145,00 x 30°

**861072-6**

41,10 x 9,00 x 144,85 x 45°

**871069-6**

43,09 x 34,30 x 8,00 x 45° | EX

**911002-8**

Ø 9,00

**861077-5**

17,00 x 8,00 x 86,85 x 45°

**861200-6**

42,20 x 9,00 x 144,80 x 35°

## 128,000 mm

**353**

OM 457.937 , OM 457.944 , OM 457.956 ,

**851069-6**

45,60 x 9,00 x 144,85 x 30°

**881069-6**

15,03 x 9,00 x 61,00 | IN | EX

**871071-6**

47,39 x 36,50 x 7,80 x 30° | IN

**901023-1****851071-6**

45,50 x 9,00 x 145,00 x 30°

**871072-6**

47,39 x 40,10 x 7,70 x 30° | IN

**861072-6**

41,10 x 9,00 x 144,85 x 45°

**871069-6**

43,09 x 34,30 x 8,00 x 45° | EX

**911002-8**

Ø 9,00

**861077-5**

17,00 x 8,00 x 86,85 x 45°

**861200-6**

42,20 x 9,00 x 144,80 x 35°

## 128,000 mm

**354**

OM 457.943 ,

**851069-6**

45,60 x 9,00 x 144,85 x 30°

**881069-6**

15,03 x 9,00 x 61,00 | IN | EX

**871071-6**

47,39 x 36,50 x 7,80 x 30° | IN

**901023-1****851071-6**

45,50 x 9,00 x 145,00 x 30°

**871072-6**

47,39 x 40,10 x 7,70 x 30° | IN

**861072-6**

41,10 x 9,00 x 144,85 x 45°

**871069-6**

43,09 x 34,30 x 8,00 x 45° | EX

**911002-8**

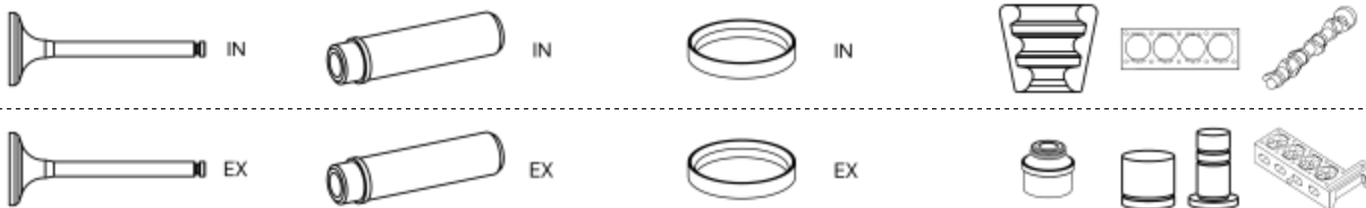
Ø 9,00

**971061-6****861077-5**

17,00 x 8,00 x 86,85 x 45°

**861200-6**

42,20 x 9,00 x 144,80 x 35°



## 128,000 mm

355

OM 457.945 , OM 457.967 , OM 457.968 , OM 457.969 ,

**851069-6**

45,60 x 9,00 x 144,85 x 30°

**881069-6**

15,03 x 9,00 x 61,00 | IN | EX

**871071-6**

47,39 x 36,50 x 7,80 x 30° | IN

**901023-1**

**851071-6**

45,50 x 9,00 x 145,00 x 30°

**861072-6**

41,10 x 9,00 x 144,85 x 45°

**911002-8**

Ø 9,00

**861077-5**

17,00 x 8,00 x 86,85 x 45°

**861200-6**

42,20 x 9,00 x 144,80 x 35°

## 128,000 mm

356

OM 457.950 , OM 457.958 , OM 457.959 ,

**851069-6**

45,60 x 9,00 x 144,85 x 30°

**881069-6**

15,03 x 9,00 x 61,00 | IN | EX

**871071-6**

47,39 x 36,50 x 7,80 x 30° | IN

**901023-1**

**851071-6**

45,50 x 9,00 x 145,00 x 30°

**861072-6**

41,10 x 9,00 x 144,85 x 45°

**871070-6**

21,00 x 14,40 x 5,50 x 45° | EX

**911002-8**

Ø 9,00

**861077-5**

17,00 x 8,00 x 86,85 x 45°

**861200-6**

42,20 x 9,00 x 144,80 x 35°

## 128,000 mm

357

OM 457.970 ,

**851071-6**

45,50 x 9,00 x 145,00 x 30°

**881069-6**

15,03 x 9,00 x 61,00 | IN | EX

**871071-6**

47,39 x 36,50 x 7,80 x 30° | IN

**861200-6**

42,20 x 9,00 x 144,80 x 35°

## 128,000 mm

358

OM 457.973 , OM 457.974 , OM 457.975 , OM 457.976 , OM 457.977 , OM 457.981 , OM 458.990 , OM 458.991 , OM 458.992 , OM 460.939 , OM 460.940 , OM 460.941 , OM 460.942 , OM 460.943 , OM 460.944 , OM 460.945 , OM 460.946 , OM 460.947 , OM 460.948 , OM 460.949 , OM 460.953 , OM 460.961 , OM 460.972 ,

**851071-6**

45,50 x 9,00 x 145,00 x 30°

**881069-6**

15,03 x 9,00 x 61,00 | IN | EX

**901023-1**

**861200-6**

42,20 x 9,00 x 144,80 x 35°

**911002-8**

Ø 9,00

## 128,000 mm

359

OM 457.980 ,

**851071-6**

45,50 x 9,00 x 145,00 x 30°

**881069-6**

15,03 x 9,00 x 61,00 | IN | EX

**871071-6**

47,39 x 36,50 x 7,80 x 30° | IN

**901023-1**

**861200-6**

42,20 x 9,00 x 144,80 x 35°

**911002-8**

Ø 9,00





## 128,000 mm

**360**

OM 457.982 , OM 457.983 , OM 457.984 , OM 457.985 , OM 460.984 ,

**851071-6**

45,50 x 9,00 x 145,00 x 30°

**881069-6**

15,03 x 9,00 x 61,00 | IN | EX

**861200-6**

42,20 x 9,00 x 144,80 x 35°

**911002-8**

Ø 9,00

## 128,000 mm

**361**

OM 458.960 , OM 458.970 , OM 458.980 ,

**851069-6**

45,60 x 9,00 x 144,85 x 30°

**881069-6**

15,03 x 9,00 x 61,00 | IN | EX

**871072-6**

47,39 x 40,10 x 7,70 x 30° | IN

**901023-1****851071-6**

45,50 x 9,00 x 145,00 x 30°

**861072-6**

41,10 x 9,00 x 144,85 x 45°

**871069-6**

43,09 x 34,30 x 8,00 x 45° | EX

**911002-8**

Ø 9,00

**861077-5**

17,00 x 8,00 x 86,85 x 45°

**861200-6**

42,20 x 9,00 x 144,80 x 35°

## 128,000 mm

**362**

OM 460.906 , OM 460.917 , OM 460.920 ,

**851069-6**

45,60 x 9,00 x 144,85 x 30°

**881069-6**

15,03 x 9,00 x 61,00 | IN | EX

**901023-1****851071-6**

45,50 x 9,00 x 145,00 x 30°

**861072-6**

41,10 x 9,00 x 144,85 x 45°

**871069-6**

43,09 x 34,30 x 8,00 x 45° | EX

**911002-8**

Ø 9,00

**861077-5**

17,00 x 8,00 x 86,85 x 45°

**871070-6**

21,00 x 14,40 x 5,50 x 45° | EX

**861200-6**

42,20 x 9,00 x 144,80 x 35°

## 128,000 mm

**363**

OM 460.926 , OM 460.927 , OM 460.932 , OM 460.933 , OM 460.934 , OM 460.935 , OM 460.936 , OM 460.937 , OM 460.938 , OM 460.950 , OM 460.951 ,

**851069-6**

45,60 x 9,00 x 144,85 x 30°

**881069-6**

15,03 x 9,00 x 61,00 | IN | EX

**901023-1****851071-6**

45,50 x 9,00 x 145,00 x 30°

**861072-6**

41,10 x 9,00 x 144,85 x 45°

**911002-8**

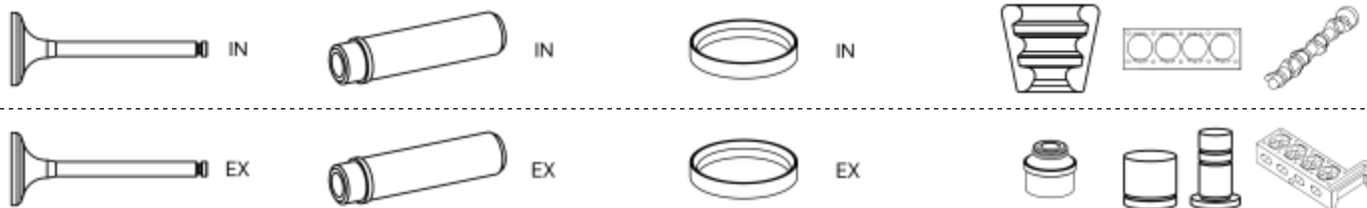
Ø 9,00

**861077-5**

17,00 x 8,00 x 86,85 x 45°

**861200-6**

42,20 x 9,00 x 144,80 x 35°



**128,000 mm**

**364**

OM 460.974 , OM 460.989 ,

**911002-8**

Ø 9,00

**128,000 mm**

**365**

OM 460.975 , OM 460.976 , OM 460.977 , OM 460.978 , OM 460.979 , OM 460.980 , OM 460.981 ,

**851069-6**

**881069-6**

**901023-1**

45,60 x 9,00 x 144,85 x 30°

15,03 x 9,00 x 61,00 | IN | EX

**851071-6**

45,50 x 9,00 x 145,00 x 30°

**861072-6**

41,10 x 9,00 x 144,85 x 45°

**871070-6**

21,00 x 14,40 x 5,50 x 45° | EX

**911002-8**

Ø 9,00

**861077-5**

17,00 x 8,00 x 86,85 x 45°

**861200-6**

42,20 x 9,00 x 144,80 x 35°

**128,000 mm**

**366**

OM 460.982 , OM 460.983 ,

**901023-1**

**911002-8**

Ø 9,00

**128,000 mm**

**367**

OM 466.900 ,

**851060-6**

58,90 x 12,00 x 142,50 x 30°

**L-12**

**901001-1**

**901002-1**

**861070-4**

17,00 x 8,00 x 90,30 x 45°

**871063-6**

53,11 x 43,00 x 9,20 x 45° | EX

**128,000 mm**

**368**

OM 475.979 ,

**851060-6**

58,90 x 12,00 x 142,50 x 30°

**881107-6**

18,04 x 12,00 x 67,00 | IN | EX

**901001-1**

**901002-1**

**861061-6**

51,00 x 12,00 x 142,50 x 45°

**871063-6**

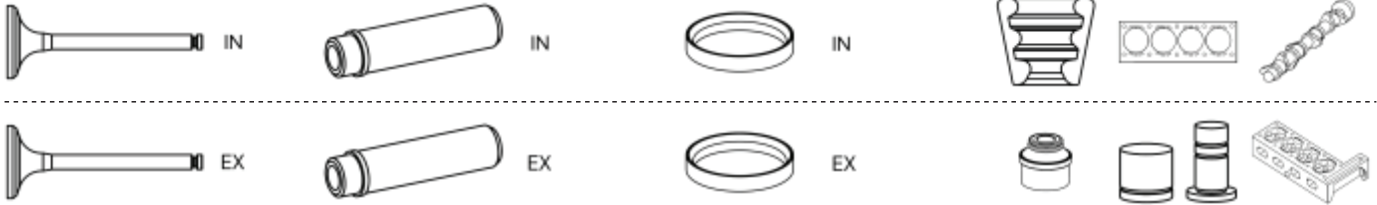
53,11 x 43,00 x 9,20 x 45° | EX

**911010-8**

Ø 12,00

**861062-6**

51,10 x 12,00 x 143,00 x 45°



## 128,000 mm

369

OM 475.984 , OM 475.985 , OM 475.986 , OM 475.989 , OM 475.991 , OM 475.997 , OM 475.998 ,

**851060-6**

58,90 x 12,00 x 142,50 x 30°

L-12

901001-1

901002-1

**861070-4**

17,00 x 8,00 x 90,30 x 45°

**871063-6**

53,11 x 43,00 x 9,20 x 45° | EX

**911010-8**

Ø 12,00

## 128,000 mm

370

OM 475.994 ,

**851060-6**

58,90 x 12,00 x 142,50 x 30°

L-12

901001-1

901002-1

**871063-6**

53,11 x 43,00 x 9,20 x 45° | EX

**911010-8**

Ø 12,00

## 128,000 mm

371

OM 481.902 , OM 482.912 , OM 482.930 ,

**851060-6**

58,90 x 12,00 x 142,50 x 30°

**881107-6**

18,04 x 12,00 x 67,00 | IN | EX

**871062-6**

60,09 x 51,00 x 8,90 x 30° | IN

L-12

901001-1

**871064-6**

60,11 x 52,20 x 8,40 x 30° | IN

901002-1

**861061-6**

51,00 x 12,00 x 142,50 x 45°

**871061-6**

53,09 x 43,00 x 9,65 x 45° | EX

**911010-8**

Ø 12,00

**861062-6**

51,10 x 12,00 x 143,00 x 45°

## 128,000 mm

372

OM 481.904 ,

**851060-6**

58,90 x 12,00 x 142,50 x 30°

**881090-6**

18,00 x 12,00 x 67,00 | IN | EX

**871062-6**

60,09 x 51,00 x 8,90 x 30° | IN

L-12

901001-1

**881107-6**

18,04 x 12,00 x 67,00 | IN | EX

**871064-6**

60,11 x 52,20 x 8,40 x 30° | IN

901002-1

**861061-6**

51,00 x 12,00 x 142,50 x 45°

**871061-6**

53,09 x 43,00 x 9,65 x 45° | EX

**911010-8**

Ø 12,00

**861062-6**

51,10 x 12,00 x 143,00 x 45°

**871063-6**

53,11 x 43,00 x 9,20 x 45° | EX

## 128,000 mm

373

OM 485.980 ,

**851060-6**

58,90 x 12,00 x 142,50 x 30°

**881107-6**

18,04 x 12,00 x 67,00 | IN | EX

L-12

901001-1

901002-1

**861062-6**

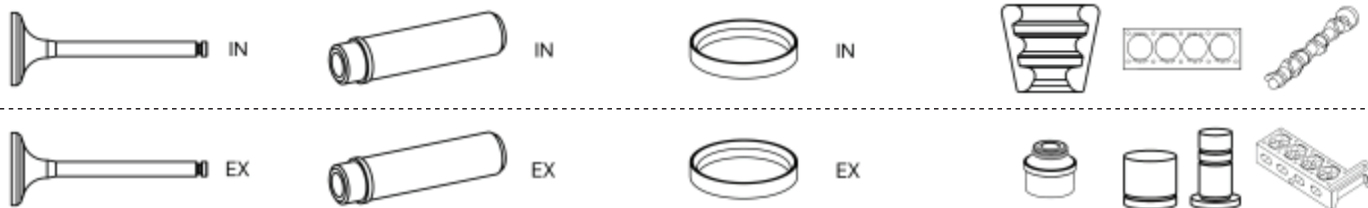
51,10 x 12,00 x 143,00 x 45°

**871063-6**

53,11 x 43,00 x 9,20 x 45° | EX

**911010-8**

Ø 12,00



## 128,000 mm

374

OM 489.960 , OM 489.961 ,

**851060-6**

58,90 x 12,00 x 142,50 x 30°

**881107-6**

18,04 x 12,00 x 67,00 | IN | EX

L-12

901001-1

901002-1

**861062-6**

51,10 x 12,00 x 143,00 x 45°

**861070-4**

17,00 x 8,00 x 90,30 x 45°

**871063-6**

53,11 x 43,00 x 9,20 x 45° | EX

**911010-8**

Ø 12,00

## 128,000 mm

375

OM 492.900 ,

**851060-6**

58,90 x 12,00 x 142,50 x 30°

L-12

901001-1

901002-1

**861062-6**

51,10 x 12,00 x 143,00 x 45°

**871061-6**

53,09 x 43,00 x 9,65 x 45° | EX

**871063-6**

53,11 x 43,00 x 9,20 x 45° | EX

## 130,000 mm

376

OM 440.905 , OM 440.906 , OM 440.908 , OM 440.912 , OM 441.910 , OM 442.912 , OM 442.913 ,

901001-1

901002-1

## 130,000 mm

377

OM 440.907 , OM 440.909 , OM 441.906 , OM 441.907 , OM 441.909 , OM 441.911 , OM 441.913 , OM 441.915 , OM 441.916 , OM 441.917 , OM 441.919 , OM 441.921 , OM 441.922 , OM 441.924 , OM 441.925 , OM 441.926 , OM 441.927 , OM 441.932 , OM 441.933 , OM 442.905 , OM 442.908 , OM 442.911 , OM 442.916 , OM 442.917 , OM 442.918 , OM 442.919 , OM 442.920 , OM 442.923 , OM 442.924 , OM 442.925 , OM 442.926 , OM 442.927 , OM 442.928 , OM 442.929 , OM 442.930 , OM 442.932 , OM 442.933 , OM 442.934 , OM 442.935 , OM 442.939 , OM 443.900 , OM 443.905 ,

**851060-6**

58,90 x 12,00 x 142,50 x 30°

**881107-6**

18,04 x 12,00 x 67,00 | IN | EX

**871062-6**

60,09 x 51,00 x 8,90 x 30° | IN

L-12

901001-1

**871064-6**

60,11 x 52,20 x 8,40 x 30° | IN

901002-1

**861061-6**

51,00 x 12,00 x 142,50 x 45°

**871061-6**

53,09 x 43,00 x 9,65 x 45° | EX

**911010-8**

Ø 12,00

**861062-6**

51,10 x 12,00 x 143,00 x 45°



## 130,000 mm

**378**

OM 440.910 , OM 440.911 ,

**851060-6**

58,90 x 12,00 x 142,50 x 30°

**881107-6**

18,04 x 12,00 x 67,00 | IN | EX

**L-12****901001-1****901002-1****861061-6**

51,00 x 12,00 x 142,50 x 45°

**871061-6**

53,09 x 43,00 x 9,65 x 45° | EX

**911010-8**

Ø 12,00

**861062-6**

51,10 x 12,00 x 143,00 x 45°

## 130,000 mm

**379**

OM 441.905 , OM 441.908 , OM 441.912 , OM 441.914 , OM 441.918 , OM 441.920 , OM 441.923 , OM 442.906 , OM 442.907 , OM 442.909 , OM 442.910 , OM 442.914 , OM 442.915 , OM 442.921 , OM 442.922 ,

**851060-6**

58,90 x 12,00 x 142,50 x 30°

**881107-6**

18,04 x 12,00 x 67,00 | IN | EX

**871062-6**

60,09 x 51,00 x 8,90 x 30° | IN

**L-12****901001-1****871064-6**

60,11 x 52,20 x 8,40 x 30° | IN

**901002-1****861061-6**

51,00 x 12,00 x 142,50 x 45°

**871061-6**

53,09 x 43,00 x 9,65 x 45° | EX

**911010-8**

Ø 12,00

**971061-6****861062-6**

51,10 x 12,00 x 143,00 x 45°

## 130,000 mm

**380**

OM 442.931 ,

**851060-6**

58,90 x 12,00 x 142,50 x 30°

**881107-6**

18,04 x 12,00 x 67,00 | IN | EX

**L-12****901001-1****901002-1****861061-6**

51,00 x 12,00 x 142,50 x 45°

**871061-6**

53,09 x 43,00 x 9,65 x 45° | EX

**911010-8**

Ø 12,00

**971061-6****861062-6**

51,10 x 12,00 x 143,00 x 45°

## 130,000 mm

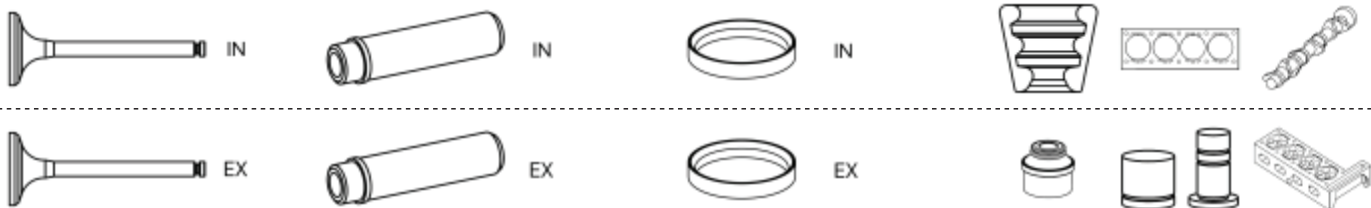
**381**

OM 443.906 , OM 443.908 , OM 443.909 ,

**881107-6**

18,04 x 12,00 x 67,00 | IN | EX

**901001-1****901002-1**



## 130,000 mm

382

OM 521.940 , OM 521.950 , OM 522.941 , OM 522.942 , OM 522.943 , OM 522.950 ,

**851069-6**

45,60 x 9,00 x 144,85 x 30°

**881069-6**

15,03 x 9,00 x 61,00 | IN | EX

**901007-1**

**851071-6**

45,50 x 9,00 x 145,00 x 30°

**901009-1**

**861072-6**

41,10 x 9,00 x 144,85 x 45°

**871069-6**

43,09 x 34,30 x 8,00 x 45° | EX

**911002-8**

Ø 9,00

**861077-5**

17,00 x 8,00 x 86,85 x 45°

**871070-6**

21,00 x 14,40 x 5,50 x 45° | EX

**861200-6**

42,20 x 9,00 x 144,80 x 35°

## 130,000 mm

383

OM 521.946 , OM 521.954 ,

**901007-1**

**901009-1**

**911002-8**

Ø 9,00

## 130,000 mm

384

OM 521.951 , OM 522.940 , OM 541.971 , OM 541.973 , OM 541.975 , OM 541.977 , OM 541.979 , OM 541.981 , OM 542.961 , OM 542.963 , OM 542.965 , OM 542.966 , OM 542.970 , OM 542.971 , OM 542.975 , OM 942.967 ,

**851069-6**

45,60 x 9,00 x 144,85 x 30°

**881069-6**

15,03 x 9,00 x 61,00 | IN | EX

**901007-1**

**851071-6**

45,50 x 9,00 x 145,00 x 30°

**901009-1**

**861072-6**

41,10 x 9,00 x 144,85 x 45°

**911002-8**

Ø 9,00

**861077-5**

17,00 x 8,00 x 86,85 x 45°

**861200-6**

42,20 x 9,00 x 144,80 x 35°

## 130,000 mm

385

OM 521.952 , OM 541.953 , OM 541.959 , OM 541.990 , OM 541.991 , OM 541.992 , OM 541.993 , OM 541.994 , OM 541.996 , OM 541.997 , OM 541.998 , OM 541.999 , OM 542.946 , OM 542.972 , OM 542.976 , OM 941.991 , OM 941.992 ,

**851071-6**

45,50 x 9,00 x 145,00 x 30°

**881069-6**

15,03 x 9,00 x 61,00 | IN | EX

**901007-1**

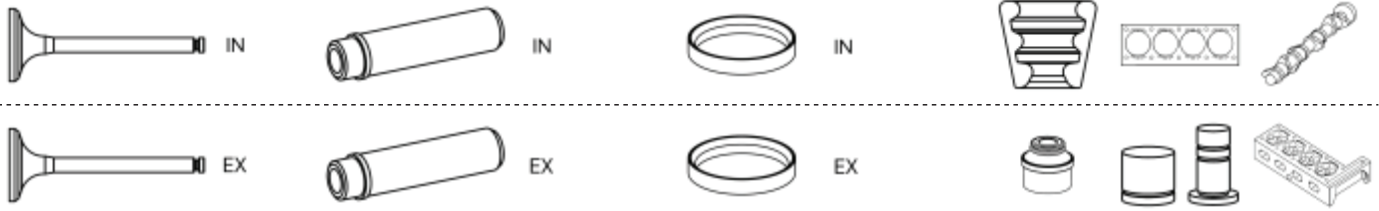
**901009-1**

**861200-6**

42,20 x 9,00 x 144,80 x 35°

**911002-8**

Ø 9,00



## 130,000 mm

**386**

OM 541.920 , OM 541.921 , OM 541.922 , OM 541.923 , OM 541.924 , OM 541.925 , OM 541.926 , OM 541.927 , OM 541.940 , OM 541.941 , OM 541.942 , OM 541.943 , OM 541.944 , OM 541.945 , OM 541.946 , OM 541.947 , OM 541.950 , OM 541.951 , OM 541.952 , OM 541.970 , OM 541.980 , OM 542.920 , OM 542.921 , OM 542.923 , OM 542.925 , OM 542.926 , OM 542.940 , OM 542.941 , OM 542.942 , OM 542.943 , OM 542.944 , OM 542.945 , OM 542.947 , OM 542.948 , OM 542.960 , OM 941.910 , OM 941.920 , OM 941.921 , OM 941.929 , OM 941.930 , OM 941.940 , OM 941.960 , OM 941.970 , OM 941.980 , OM 941.981 , OM 941.990 ,

**851069-6**

45,60 x 9,00 x 144,85 x 30°

**881069-6**

15,03 x 9,00 x 61,00 | IN | EX

**871072-6**

47,39 x 40,10 x 7,70 x 30° | IN

**901007-1****851071-6**

45,50 x 9,00 x 145,00 x 30°

**901009-1****861072-6**

41,10 x 9,00 x 144,85 x 45°

**871069-6**

43,09 x 34,30 x 8,00 x 45° | EX

**911002-8**

Ø 9,00

**861077-5**

17,00 x 8,00 x 86,85 x 45°

**871070-6**

21,00 x 14,40 x 5,50 x 45° | EX

**861200-6**

42,20 x 9,00 x 144,80 x 35°

## 130,000 mm

**387**

OM 541.928 , OM 541.948 , OM 541.949 , OM 542.924 ,

**851069-6**

45,60 x 9,00 x 144,85 x 30°

**881069-6**

15,03 x 9,00 x 61,00 | IN | EX

**901007-1****851071-6**

45,50 x 9,00 x 145,00 x 30°

**901009-1****861072-6**

41,10 x 9,00 x 144,85 x 45°

**871069-6**

43,09 x 34,30 x 8,00 x 45° | EX

**911002-8**

Ø 9,00

**861077-5**

17,00 x 8,00 x 86,85 x 45°

**861200-6**

42,20 x 9,00 x 144,80 x 35°

## 130,000 mm

**388**

OM 541.955 , OM 541.956 , OM 541.957 , OM 542.968 , OM 542.969 ,

**851071-6**

45,50 x 9,00 x 145,00 x 30°

**881069-6**

15,03 x 9,00 x 61,00 | IN | EX

**901007-1****901009-1****861077-5**

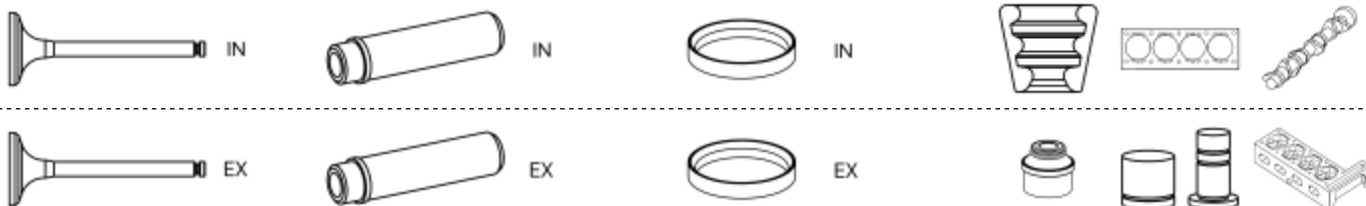
17,00 x 8,00 x 86,85 x 45°

**911002-8**

Ø 9,00

**861200-6**

42,20 x 9,00 x 144,80 x 35°



## 130,000 mm

389

OM 541.960 ,

**851069-6**

45,60 x 9,00 x 144,85 x 30°

**871072-6**

47,39 x 40,10 x 7,70 x 30° | IN

**901007-1**

**901009-1**

**871069-6**

43,09 x 34,30 x 8,00 x 45° | EX

**911002-8**

Ø 9,00

**871070-6**

21,00 x 14,40 x 5,50 x 45° | EX

## 130,000 mm

390

OM 541.972 , OM 541.974 , OM 541.976 , OM 541.978 , OM 542.956 , OM 542.957 , OM 542.958 , OM 542.962 , OM 542.964 ,

**851069-6**

45,60 x 9,00 x 144,85 x 30°

**881069-6**

15,03 x 9,00 x 61,00 | IN | EX

**901007-1**

**851071-6**

45,50 x 9,00 x 145,00 x 30°

**901009-1**

**861072-6**

41,10 x 9,00 x 144,85 x 45°

**871070-6**

21,00 x 14,40 x 5,50 x 45° | EX

**911002-8**

Ø 9,00

**861077-5**

17,00 x 8,00 x 86,85 x 45°

**861200-6**

42,20 x 9,00 x 144,80 x 35°

## 130,000 mm

391

OM 541.982 ,

**851069-6**

45,60 x 9,00 x 144,85 x 30°

**881069-6**

15,03 x 9,00 x 61,00 | IN | EX

**851071-6**

45,50 x 9,00 x 145,00 x 30°

**861072-6**

41,10 x 9,00 x 144,85 x 45°

**861077-5**

17,00 x 8,00 x 86,85 x 45°

**861200-6**

42,20 x 9,00 x 144,80 x 35°

## 130,000 mm

392

OM 541.995 ,

**851071-6**

45,50 x 9,00 x 145,00 x 30°

**901007-1**

**901009-1**

**911002-8**

Ø 9,00





## 130,000 mm

**393**

OM 542.922 ,

**851069-6**

45,60 x 9,00 x 144,85 x 30°

**881069-6**

15,03 x 9,00 x 61,00 | IN | EX

**871072-6**

47,39 x 40,10 x 7,70 x 30° | IN

**901007-1****851071-6**

45,50 x 9,00 x 145,00 x 30°

**901009-1****861077-5**

17,00 x 8,00 x 86,85 x 45°

**871069-6**

43,09 x 34,30 x 8,00 x 45° | EX

**911002-8**

Ø 9,00

**861200-6**

42,20 x 9,00 x 144,80 x 35°

**871070-6**

21,00 x 14,40 x 5,50 x 45° | EX

## 130,000 mm

**394**

OM 941.923 , OM 941.924 , OM 941.925 ,

**851069-6**

45,60 x 9,00 x 144,85 x 30°

**901007-1****901009-1****871070-6**

21,00 x 14,40 x 5,50 x 45° | EX

**911002-8**

Ø 9,00

## 130,000 mm

**395**

OM 942.900 ,

**851069-6**

45,60 x 9,00 x 144,85 x 30°

**881069-6**

15,03 x 9,00 x 61,00 | IN | EX

**871072-6**

47,39 x 40,10 x 7,70 x 30° | IN

**901007-1****851071-6**

45,50 x 9,00 x 145,00 x 30°

**901009-1****861072-6**

41,10 x 9,00 x 144,85 x 45°

**911002-8**

Ø 9,00

**861077-5**

17,00 x 8,00 x 86,85 x 45°

**861200-6**

42,20 x 9,00 x 144,80 x 35°

## 130,000 mm

**396**

OM 942.910 , OM 942.911 , OM 942.912 , OM 942.925 , OM 942.930 , OM 942.960 , OM 942.970 , OM 942.980 , OM 942.990 ,

**851069-6**

45,60 x 9,00 x 144,85 x 30°

**881069-6**

15,03 x 9,00 x 61,00 | IN | EX

**871072-6**

47,39 x 40,10 x 7,70 x 30° | IN

**901007-1****851071-6**

45,50 x 9,00 x 145,00 x 30°

**901009-1****861072-6**

41,10 x 9,00 x 144,85 x 45°

**871070-6**

21,00 x 14,40 x 5,50 x 45° | EX

**911002-8**

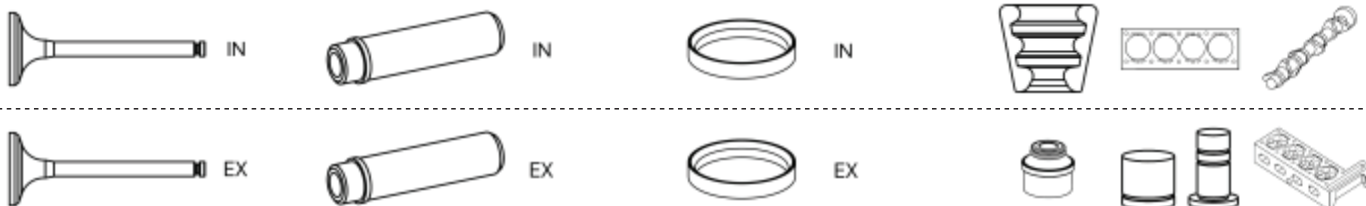
Ø 9,00

**861077-5**

17,00 x 8,00 x 86,85 x 45°

**861200-6**

42,20 x 9,00 x 144,80 x 35°



## 132,000 mm

397

OM 471.900 , OM 471.902 , OM 471.903 , OM 471.906 , OM 471.909 ,

**851075-6**

45,00 x 9,50 x 240,00 x 20°

**881006-4**

15,04 x 9,50 x 98,10 | IN | EX

**861076-6**

43,25 x 9,50 x 246,50 x 30°

## 132,000 mm

398

OM 471.901 , OM 471.905 , OM 471.910 , OM 471.911 , OM 471.913 , OM 471.914 , OM 471.915 , OM 471.917 , OM 471.927 , OM 471.932 , OM 471.933 , OM 471.934 , OM 471.935 ,

**881006-4**

15,04 x 9,50 x 98,10 | IN | EX

**861076-6**

43,25 x 9,50 x 246,50 x 30°

## 132,000 mm

399

OM 471.919 ,

**851075-6**

45,00 x 9,50 x 240,00 x 20°

**881006-4**

15,04 x 9,50 x 98,10 | IN | EX

## 132,000 mm

400

OM 471.920 ,

**881006-4**

15,04 x 9,50 x 98,10 | IN | EX

## 139,000 mm

401








OM 472.900 , OM 472.901 , OM 472.902 , OM 472.903 , OM 472.904 , OM 472.906 , OM 472.907 , OM 472.908 , OM 472.909 , OM 473.900 , OM 473.903 , OM 473.905 , OM 473.909 , OM 473.919 ,

**881006-4**

15,04 x 9,50 x 98,10 | IN | EX









# MERCEDES-BENZ (BBDC)

							
A-CLASS (W177) A 220 L 4-matic (177.945)	M 260.920	07.19	1991	B	140 kW	974	5
A-CLASS (W177) AMG A 35 L 4-matic (177.951)	M 260.920	11.19	1991	B	225 kW	974	5
C-CLASS (W204) C 180 (204.049)	M 271.820	08.13 - 12.14	1796	B	115 kW	974	2
C-CLASS (W204) C 180 CGI (204.049)	M 271.820	11.12 - 12.14	1796	B	115 kW	974	2
C-CLASS (W204) C 180 Kompressor (204.045)	M 271.910	07.10 - 12.12	1597	B	115 kW	974	3
C-CLASS (W204) C 200 CGI (204.048)	M 271.820	07.10 - 12.12	1796	B	135 kW	974	2
C-CLASS (W204) C 200 CGI (204.048)	M 271.860	07.10 - 12.12	1796	B	135 kW	974	2
C-CLASS (W204) C 200 Kompressor (204.041)	M 271.950	03.08 - 12.09	1796	B	135 kW	974	3
C-CLASS (W204) C 230 (204.052)	M 272.921	05.08 - 10.09	2496	B	150 kW	974	6
C-CLASS (W204) C 260 (204.047)	M 271.860	08.13 - 12.14	1796	B	150 kW	974	2
C-CLASS (W204) C 260 (204.052)	M 272.921	01.09 - 12.10	2496	B	150 kW	974	6
C-CLASS (W204) C 260 CGI (204.047)	M 271.860	10.09 - 12.14	1796	B	150 kW	974	2
C-CLASS (W204) C 280 (204.054)	M 272.947	03.08 - 01.09	2996	B	170 kW	974	6
C-CLASS (W204) C 300 (204.054)	M 272.940	07.11 - 12.14	2996	B	180 kW	974	6
C-CLASS (W204) C 300 (204.054)	M 272.947	07.11 - 12.14	2996	B	180 kW	974	6
C-CLASS (W204) C 300 (204.054)	M 272.947	05.10 - 12.11	2996	B	170 kW	974	6
C-CLASS (W205) C 180 L (205.140)	M 274.910	10.14	1595	B	115 kW	974	5
C-CLASS (W205) C 200 (205.042)	M 274.920	06.15	1991	B	135 kW	974	5
C-CLASS (W205) C 200 4-matic (205.043)	M 274.920	06.15	1991	B	135 kW	974	5
C-CLASS (W205) C 200 L (205.142)	M 274.920	08.14	1991	B	135 kW	974	5
C-CLASS (W205) C 200 L (205.176)	M 264.915	09.19	1497	B	115 kW	974	1
C-CLASS (W205) C 200 L 4-matic (205.143)	M 274.920	04.15	1991	B	135 kW	974	5
C-CLASS (W205) C 260 EQ Boost (205.077)	M 264.915	10.18	1497	B	135 kW	974	1
C-CLASS (W205) C 260 EQ Boost 4-matic (205.078)	M 264.915	10.18	1497	B	135 kW	974	1
C-CLASS (W205) C 260 L (205.145)	M 274.920	08.14 - 12.15	1991	B	155 kW	974	5
C-CLASS (W205) C 260 L EQ Boost (205.177)	M 264.915	10.18	1497	B	135 kW	974	1
C-CLASS (W205) C 260 L EQ Boost 4-matic (205.178)	M 264.915	10.18	1497	B	135 kW	974	1
C-CLASS (W205) C 300 (205.048)	M 274.920	06.15	1991	B	180 kW	974	5
C-CLASS (W205) C 300 (205.083)	M 264.920	10.18	1991	B	190 kW	974	5
C-CLASS (W205) C 300 L (205.148)	M 274.920	06.15	1991	B	180 kW	974	5
C-CLASS (W205) C 300 L (205.183)	M 264.920	10.18	1991	B	190 kW	974	5
C-CLASS (W205) C 350 eL (205.147)	M 274.920	01.15	1991	B/E	205 kW	974	5
E-CLASS (W211) 1.8 E 200 Kompressor (211.041)	M 271.860	09.06 - 12.12	1796	B	135 kW	974	2
E-CLASS (W211) 1.8 E 200 Kompressor (211.041)	M 271.956	09.06 - 12.12	1796	B	135 kW	974	4
E-CLASS (W211) 1.8 E 200 Kompressor (211.042)	M 271.941	11.05 - 12.06	1796	B	120 kW	974	4
E-CLASS (W211) 2.5 E 230 (211.052)	M 272.922	11.05 - 12.09	2496	B	150 kW	974	6
E-CLASS (W211) 3.0 E 280 (211.054)	M 272.943	11.05 - 12.09	2996	B	170 kW	974	6
E-CLASS (W211) 3.5 E 350 (211.056)	M 272.964	11.05 - 12.09	3498	B	200 kW	975	8
E-CLASS (W212) E 180 L (212.133)	M 274.920	11.14	1991	B	125 kW	974	5
E-CLASS (W212) E 200 L (212.134)	M 274.920	06.14	1991	B	135 kW	974	5
E-CLASS (W212) E 200 L CGI (212.148)	M 271.860	03.11 - 12.12	1796	B	135 kW	974	2
E-CLASS (W212) E 260 L (212.136)	M 274.920	06.14	1991	B	155 kW	974	5
E-CLASS (W212) E 260 L CGI (212.147)	M 271.860	06.10 - 12.14	1796	B	150 kW	974	2
E-CLASS (W212) E 300 L (212.154)	M 272.952	12.10 - 12.14	2996	B	180 kW	974	6
E-CLASS (W212) E 320 L (212.162)	M 276.820	06.14	2996	B	200 kW	974	7
E-CLASS (W212) E 320 L 4-matic (212.168)	M 276.820	06.14	2996	B	200 kW	974	7
E-CLASS (W212) E 400 L (212.165)	M 276.820	08.13 - 12.14	2996	B	245 kW	974	7
E-CLASS (W212) E 400 L 4-matic (212.167)	M 276.820	06.14	2996	B	245 kW	974	7
E-CLASS (W212) E 400 L HYBRID (212.195)	M 276.952	06.14	3498	B	225 kW	975	9
E-CLASS (W213) E 200 (213.042)	M 274.920	01.16	1991	B	135 kW	974	5
E-CLASS (W213) E 200 4-matic (213.043)	M 274.920	11.16	1991	B	135 kW	974	5
E-CLASS (W213) E 200 L (213.142)	M 274.920	11.16	1991	B	135 kW	974	5
E-CLASS (W213) E 200 L 4-matic (213.143)	M 274.920	11.16	1991	B	135 kW	974	5
E-CLASS (W213) E 260 L (213.180)	M 264.920	03.21	1991	B	145 kW	974	5
E-CLASS (W213) E 260 L 4-matic (213.187)	M 264.920	03.21	1991	B	145 kW	974	5
E-CLASS (W213) E 260 L EQ Boost (213.177)	M 264.915	03.19	1497	B	135 kW	974	1
E-CLASS (W213) E 260 L EQ Boost 4-matic (213.178)	M 264.915	03.19	1497	B	135 kW	974	1
E-CLASS (W213) E 300 (213.048)	M 274.920	11.16	1991	B	180 kW	974	5
E-CLASS (W213) E 300 L (213.148)	M 274.920	08.16	1991	B	180 kW	974	5
E-CLASS (W213) E 300 L (213.183)	M 264.920	03.19	1991	B	190 kW	974	5
E-CLASS (W213) E 300 e L (213.153)	M 274.920	11.19	1991	B	155 kW	974	5
E-CLASS (W213) E 320 L 4-matic (213.163)	M 276.823	11.16	2996	B	200 kW	974	7

# MERCEDES-BENZ (BBDC)



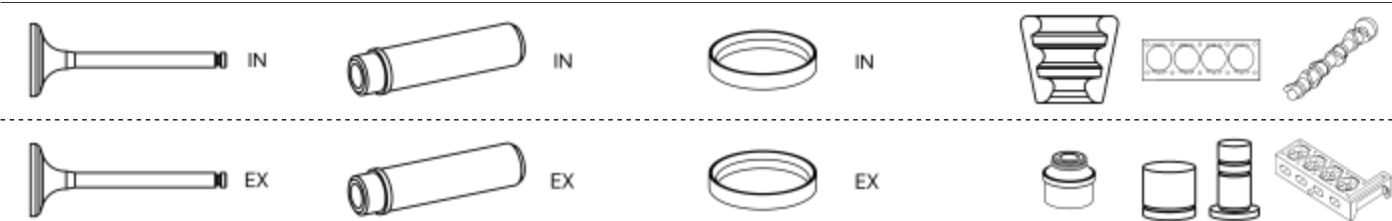
			ccm		kW		
E-CLASS (W213) E 350 L EQ Boost 4-matic (213.186)	M 264.920	03.19	1991	B	220 kW	974	5
E-CLASS (W213) E 350 e L (213.155)	M 274.920	04.21	1991	B	155 kW	974	5
GLA (H247) GLA 220 (247.744)	M 260.920	05.22	1991	B	140 kW	974	5
GLA (H247) GLA 220 4-matic (247.745)	M 260.920	05.22	1991	B	140 kW	974	5
GLA (X156) 200 (156.943)	M 270.910	04.15 - 12.19	1595	B	115 kW	974	5
GLA (X156) 200 (156.943)	M 270.910	04.15 - 12.19	1595	B	115 kW	974	5
GLA (X156) 220 4-matic (156.947)	M 270.920	04.15 - 12.19	1991	B	135 kW	974	5
GLA (X156) 220 4-matic (156.947)	M 270.920	04.15 - 12.19	1991	B	135 kW	974	5
GLA (X156) 260 4-matic (156.946)	M 270.920	04.15 - 12.19	1991	B	155 kW	974	5
GLA (X156) 260 4-matic (156.946)	M 270.920	04.15 - 12.19	1991	B	155 kW	974	5
GLB (X247) 220 (247.644)	M 260.920	03.22	1991	B	140 kW	974	5
GLB (X247) 220 4-matic (247.645)	M 260.920	03.22	1991	B	140 kW	974	5
GLC (X253) 200 4-matic (253.943)	M 274.920	11.15	1991	B	135 kW	974	5
GLC (X253) 200 L 4-matic (253.143)	M 274.920	01.19	1991	B	135 kW	974	5
GLC (X253) 260 4-matic (253.946)	M 274.920	11.15	1991	B	155 kW	974	5
GLC (X253) 260 L 4-matic (253.146)	M 274.920	10.18	1991	B	155 kW	974	5
GLC (X253) 260 L 4-matic (253.181)	M 264.920	08.19	1991	B	145 kW	974	5
GLC (X253) 300 4-matic (253.949)	M 274.920	11.15	1991	B	180 kW	974	5
GLC (X253) 300 L 4-matic (253.149)	M 274.920	10.18	1991	B	180 kW	974	5
GLC (X253) 300 L 4-matic (253.184)	M 264.920	08.19	1991	B	190 kW	974	5
GLK-CLASS (X204) 200 (204.934)	M 274.920	06.14 - 12.15	1991	B	135 kW	974	5
GLK-CLASS (X204) 260 4-matic (204.937)	M 274.920	08.13 - 12.15	1991	B	155 kW	974	5
GLK-CLASS (X204) 300 4-matic (204.981)	M 272.948	04.12 - 12.15	2996	B	180 kW	974	6



# MERCEDES-BENZ (BBDC)

ENGINE			ccm	kW			1 POS	ENGINE			ccm	kW			1 POS
M 260.920	83,000	4	1991	140 - 225 kW	B	974	5	M 272.922	88,000	6	2496	150 kW	B	974	6
M 264.915	80,400	4	1497	115 - 135 kW	B	974	1	M 272.940	88,000	6	2996	170 - 180 kW	B	974	6
M 264.920	83,000	4	1991	145 - 220 kW	B	974	5	M 272.943	88,000	6	2996	170 kW	B	974	6
M 270.910	83,000	4	1595	75 - 115 kW	B	974	5	M 272.947	88,000	6	2996	170 - 180 kW	B	974	6
M 270.920	83,000	4	1991	115 - 160 kW	B	974	5	M 272.948	88,000	6	2996	170 - 180 kW	B	974	6
M 271.820	82,000	4	1796	115 - 137 kW	B	974	2	M 272.952	88,000	6	2996	170 - 180 kW	B	974	6
M 271.860	82,000	4	1796	135 - 150 kW	B	974	2	M 272.964	92,900	6	3498	200 kW	B	975	8
M 271.910	82,000	4	1597	115 kW	B	974	3	M 274.910	83,000	4	1595	115 kW	B	974	5
M 271.941	82,000	4	1796	120 kW	B	974	4	M 274.920	83,000	4	1991	115 - 205 kW	B	974	5
M 271.950	82,000	4	1796	135 kW	B	974	3	M 276.820	88,000	6	2996	200 - 245 kW	B	974	7
M 271.956	82,000	4	1796	135 kW	B	974	4	M 276.823	88,000	6	2996	200 kW	B	974	7
M 272.921	88,000	6	2496	150 kW	B	974	6	M 276.952	92,900	6	3498	185 - 225 kW	B	975	9

# MERCEDES-BENZ (BBDC)



## 80,400 mm 1

M 264.915 ,

M-6

915097-8

Ø 6,00

## 82,000 mm 2

M 271.820 , M 271.860 ,

851223-4

880724-4

M-6

32,20 x 6,00 x 105,50 x 45°

12,55 x 6,00 x 43,40 | IN | EX

861224-4

915097-8

28,10 x 6,00 x 109,30 x 45°

Ø 6,00

## 82,000 mm 3

M 271.910 , M 271.950 ,

851215-4

M-6

30,60 x 6,00 x 105,50 x 45°

861216-4

915097-8

27,10 x 6,00 x 109,30 x 45°

Ø 6,00

## 82,000 mm 4

M 271.941 , M 271.956 ,

851215-4

M-6

30,60 x 6,00 x 105,50 x 45°

851217-4

30,60 x 7,00 x 105,50 x 45°

861216-4

915097-8

27,10 x 6,00 x 109,30 x 45°

Ø 6,00

861218-4

27,10 x 7,00 x 109,30 x 45°

## 83,000 mm 5

M 260.920 , M 264.920 , M 270.910 , M 270.920 , M 274.910 , M 274.920 ,

M-6

915097-8

Ø 6,00

## 88,000 mm 6

M 272.921 , M 272.922 , M 272.940 , M 272.943 , M 272.947 , M 272.948 , M 272.952 ,

915097-8

Ø 6,00

973801-8

Hydro

## 88,000 mm 7

M 276.820 , M 276.823 ,

915097-8

Ø 6,00



# MERCEDES-BENZ (BBDC)



**92,900 mm**

**8**

M 272.964 ,

**851221-6**

**M-6**

39,60 x 6,00 x 108,80 x 45°

**861222-6**

**915097-8**

**973801-8**

30,01 x 6,00 x 107,30 x 45°

Ø 6,00

Hydro

**92,900 mm**

**9**

M 276.952 ,







**M-6**

**915097-8**

Ø 6,00

# MERCEDES-BENZ (FJDA)


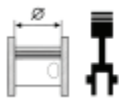





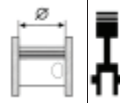






		 ccm	 kW				
SPRINTER (B906) 2.1 311 CDI	OM 651.955	11.11	2143	D	110 kW	978	1
V-CLASS (W448) V 260 / V 260 L (448.813, 448.815)	M 274.920	03.16	1991	B	155 kW	978	2
V-CLASS 2.0 260	M 274.920	09.21	1991	B	155 kW	978	2
VIANO 2.5 V6	M 272.924	01.10 - 12.12	2496	B	140 kW	978	4
VIANO 3.0 3.0 V6	M 272.939	04.13 - 03.16	2996	B	165 kW	978	4
VIANO 3.5 V6	M 272.978	09.12 - 03.16	3498	B	190 kW	978	7
VITO (V639) 115 CDI 2.2	OM 646.980	01.10 - 12.11	2148	D	110 kW	978	5
VITO (V639) 115 CDI 2.2	OM 651.940	01.10 - 12.11	2143	D	110 kW	978	3
VITO (V639) 119 2.5	M 272.924	01.10 - 03.16	2496	B	140 kW	978	4
VITO (V639) 122 3.0	M 272.939	05.13 - 03.16	2996	B	165 kW	978	4
VITO (V639) 2.1	OM 651.940	08.13 - 03.16	2143	D	110 kW	978	3
VITO (W448) 2.0 (448.705)	M 274.920	09.16	1991	B	155 kW	978	2

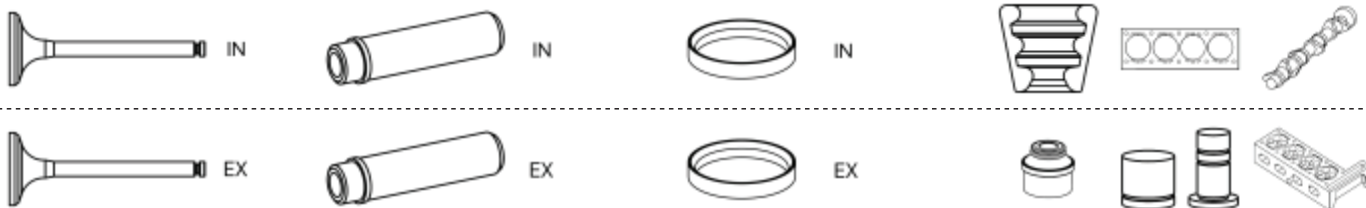




# MERCEDES-BENZ (FJDA)

			ccm	kW							ccm	kW			
M 112.951	89,900	6	3199	140 - 160 kW	B	978	6	M 274.920	83,000	4	1991	155 kW	B	978	2
M 272.924	88,000	6	2496	140 kW	B	978	4	OM 646.980	88,000	4	2148	110 kW	D	978	5
M 272.939	88,000	6	2996	165 kW	B	978	4	OM 651.940	83,000	4	2143	70 - 120 kW	D	978	3
M 272.978	92,900	6	3498	190 kW	B	978	7	OM 651.955	83,000	4	2143	110 kW	D	978	1

# MERCEDES-BENZ (FJDA)



## 83,000 mm 1

OM 651.955 ,

**851211-4** **881021-4** **M-6** **901034-1**

28,45 x 6,00 x 108,90 x 45° 11,04 x 6,00 x 41,00 | IN | EX

**861212-4** **915097-8** **481007-1**

24,60 x 6,00 x 109,20 x 45° Ø 6,00

**481008-1**

## 83,000 mm 2

M 274.920 ,

**M-6**

**915097-8**

Ø 6,00

## 83,000 mm 3

OM 651.940 ,

**851211-4** **881021-4** **M-6** **901034-1**

28,45 x 6,00 x 108,90 x 45° 11,04 x 6,00 x 41,00 | IN | EX

**861212-4** **915097-8** **481007-1**

24,60 x 6,00 x 109,20 x 45° Ø 6,00

## 88,000 mm 4

M 272.924 , M 272.939 ,

**915097-8** **973801-8**

Ø 6,00 Hydro

## 88,000 mm 5

OM 646.980 ,

**851213-4** **L-6** **901031-1**

28,70 x 7,00 x 104,50 x 45°

**861214-4** **881010-4**

26,25 x 7,00 x 104,50 x 45° 12,57 x 7,00 x 37,50 | EX

## 89,900 mm 6

M 112.951 ,

**851201-6** **881113-6**

36,05 x 7,00 x 119,40 x 45° 12,74 x 7,00 x 50,00 | IN | EX

**861202-6**

41,05 x 7,00 x 122,25 x 45°

## 92,900 mm 7

M 272.978 ,

**851221-6** **M-6**

39,60 x 6,00 x 108,80 x 45°











**861222-6** **915097-8** **973801-8**

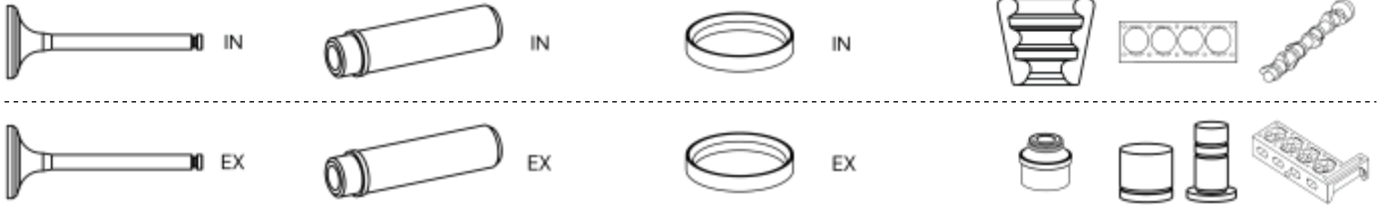
30,01 x 6,00 x 107,30 x 45° Ø 6,00 Hydro



EXPRESS Kasten/Schrägheck 1.4	14 K4F	03.03 - 05.05	1396	B	76 kW	981	1
EXPRESS Kasten/Schrägheck 1.8	18 K4F	03.03 - 05.05	1796	B	86 kW	981	2
EXPRESS Kasten/Schrägheck 160	18 K4K	03.03 - 05.05	1796	B	118 kW	981	3
MG TF 115	16 K4F	03.02 - 12.09	1588	B	85 kW	981	2
MG TF 120	18 K4F	03.02 - 12.09	1796	B	88 kW	981	2
MG TF 135	18 K4F	03.02 - 12.09	1796	B	100 kW	981	2
MG TF 160	18 K4K	03.02 - 12.09	1796	B	118 kW	981	3
MG ZR 105	14 K4F	06.01 - 04.05	1396	B	76 kW	981	1
MG ZR 120	18 K4F	06.01 - 04.05	1796	B	86 kW	981	2
MG ZR 160	18 K4K	06.01 - 04.05	1796	B	118 kW	981	3
MG ZS Hatchback 1.6 (RT)	16 K4F	07.03 - 04.05	1588	B	79 kW	981	2
MG ZS Hatchback 1.6	16 K4F	11.01 - 10.05	1588	B	82 kW	981	2
MG ZS Hatchback 120	18 K4F	07.01 - 10.05	1796	B	86 kW	981	2
MG ZS Hatchback 180	25 K4F	07.01 - 10.05	2497	B	130 kW	981	3
MG ZS 1.6	16 K4F	07.03 - 04.05	1588	B	79 kW	981	2
MG ZS 120	18 K4F	07.01 - 04.05	1796	B	86 kW	981	2
MG ZS 180	25 K4F	07.01 - 04.05	2497	B	130 kW	981	3
MG ZT- T 1.8 16V	18 K4F	01.03 - 07.05	1796	B	88 kW	981	2
MG ZT- T 160	25 K4F	10.01 - 07.05	2497	B	118 kW	981	3
MG ZT- T 180	25 K4F	02.02 - 10.05	2497	B	130 kW	981	3
MG ZT- T 190	25 K4F	10.01 - 07.05	2497	B	140 kW	981	3
MG ZT- T 2.0 CDTi	204D2	11.02 - 07.05	1951	D	96 kW	981	4
MG ZT- T 2.0 CDTi	204D2	06.02 - 07.05	1951	D	85 kW	981	4
MG ZT 1.8 16V	18 K4F	01.03 - 07.05	1796	B	88 kW	981	2
MG ZT 160	25 K4F	06.01 - 07.05	2497	B	118 kW	981	3
MG ZT 180 (RJ)	25 K4F	08.02 - 10.05	2497	B	133 kW	981	3
MG ZT 180	25 K4F	02.02 - 10.05	2497	B	130 kW	981	3
MG ZT 190	25 K4F	06.01 - 07.05	2497	B	140 kW	981	3
MG ZT 2.0 CDTi	204D2	11.02 - 07.05	1951	D	96 kW	981	4
MG ZT 2.0 CDTi	204D2	06.02 - 09.03	1951	D	85 kW	981	4
MG750 2.5	25 K4F	09.11 - 12.16	2497	B	135 kW	981	3
MGF (RD) 1,8 i VVC	18 K4K	10.01 - 03.02	1796	B	118 kW	981	3
MGF (RD) 1.6	16 K4F	02.00 - 03.02	1588	B	82 kW	981	2
MGF (RD) 1.8 i 16V	18 K4F	03.95 - 03.02	1796	B	88 kW	981	2
MGF (RD) 1.8 i VVC	18 K4K	03.95 - 03.02	1796	B	107 kW	981	3



			<b>ccm</b>	<b>kW</b>			<b>1</b> POS				<b>ccm</b>	<b>kW</b>			<b>1</b> POS
14 K4F	75,000	4	1396	76 kW	B	981	1	20 K4F	80,000	6	1997	110 kW	B	981	3
16 K4F	80,000	4	1588	79 - 86 kW	B	981	2	204D2	84,000	4	1951	85 - 96 kW	D	981	4
18 K4F	80,000	4	1796	86 - 100 kW	B	981	2	25 K4F	80,000	6	2497	118 - 140 kW	B	981	3
18 K4K	80,000	4	1796	107 - 118 kW	B	981	3								



75,000 mm

1

14 K4F ,

850745-4

27,70 x 6,00 x 89,70 x 45°

860746-4

24,30 x 6,00 x 90,00 x 45°

80,000 mm

2

16 K4F , 18 K4F ,

850745-4

27,70 x 6,00 x 89,70 x 45°

860746-4

24,30 x 6,00 x 90,00 x 45°

80,000 mm

3

18 K4K , 20 K4F , 25 K4F ,

850601-6

31,60 x 6,00 x 89,60 x 45°

860602-6

27,50 x 6,00 x 90,00 x 45°

84,000 mm

4

204D2 ,

850756-4

880756-4








M-6

26,00 x 6,00 x 100,00 x 45°

11,54 x 6,00 x 39,00 | IN | EX






973701-8

Hydro

							
	ENGINE	ccm				1 POS	
MINI (F55) Cooper D	B37 C15 A	10.13	1496	D	85 kW	988	11
MINI (F55) Cooper S JCW	B46 A20 A	09.13	1998	B	155 kW	988	10
MINI (F55) Cooper S JCW	B48 A20 A	09.13	1998	B	155 kW	988	10
MINI (F55) Cooper SD	B47 C20 A	09.13	1995	D	125 kW	988	11
MINI (F55) Cooper SD	B47 C20 A	09.13 - 10.17	1995	D	120 kW	988	11
MINI (F55) Cooper S	B46 A20 A	09.13	1998	B	141 kW	988	10
MINI (F55) Cooper S	B48 A20 A	09.13	1998	B	141 kW	988	10
MINI (F55) Cooper S	B48 A20 A	09.13	1998	B	120 kW	988	10
MINI (F55) Cooper S	B48 A20 A	11.20	1998	B	131 kW	988	10
MINI (F55) Cooper	B38 A15 A	09.13	1499	B	100 kW	988	10
MINI (F55) One D	B37 C15 A	02.14	1496	D	70 kW	988	11
MINI (F55) One First	B38 A15 A	11.17	1499	B	55 kW	988	10
MINI (F55) One	B38 A15 A	11.17	1499	B	75 kW	988	10
MINI (F56) Cooper D	B37 C15 A	12.13	1496	D	85 kW	988	11
MINI (F56) Cooper S JCW	B46 A20 A	12.13	1998	B	155 kW	988	10
MINI (F56) Cooper S JCW	B48 A20 A	12.13	1998	B	155 kW	988	10
MINI (F56) Cooper SD	B47 C20 A	06.14 - 10.17	1995	D	125 kW	988	11
MINI (F56) Cooper SD	B47 C20 A	06.14 - 10.17	1995	D	120 kW	988	11
MINI (F56) Cooper S	B46 A20 A	12.13	1998	B	141 kW	988	10
MINI (F56) Cooper S	B48 A20 A	12.13	1998	B	141 kW	988	10
MINI (F56) Cooper S	B48 A20 A	11.14	1998	B	120 kW	988	10
MINI (F56) Cooper S	B48 A20 A	11.20	1998	B	131 kW	988	10
MINI (F56) Cooper	B38 A15 A	12.13	1499	B	100 kW	988	10
MINI (F56) John Cooper Works	B46 A20 B	03.15	1998	B	170 kW	988	10
MINI (F56) John Cooper Works	B48 A20 B	03.15	1998	B	170 kW	988	10
MINI (F56) One D	B37 C15 A	03.14	1496	D	70 kW	988	11
MINI (F56) One First	B38 A15 A	11.17	1499	B	55 kW	988	10
MINI (F56) One	B38 A15 A	11.17	1499	B	75 kW	988	10
MINI (R50, R53) Cooper S	W11 B16 A	03.02 - 09.06	1598	B	120 kW	988	8
MINI (R50, R53) Cooper S	W11 B16 A	07.04 - 09.06	1598	B	125 kW	988	8
MINI (R50, R53) Cooper	W10 B16 A	06.01 - 09.06	1598	B	85 kW	988	7
MINI (R50, R53) John Cooper Works	W11 B16 A	03.06 - 09.06	1598	B	160 kW	988	8
MINI (R50, R53) One	W10 B14 A	04.03 - 09.06	1398	B	55 kW	987	6
MINI (R50, R53) One	W10 B16 A	06.01 - 09.06	1598	B	66 kW	988	7
MINI (R50, R53) S Works	W11 B16 A	11.03 - 06.05	1598	B	149 kW	988	8
MINI (R50, R53) Works	W11 B16 A	11.03 - 09.06	1598	B	155 kW	988	8
MINI (R56) Cooper D	9HZ (DV6TED4)	11.06 - 09.10	1560	D	80 kW	987	1
MINI (R56) Cooper D	N47 C16 A	06.10 - 11.13	1598	D	82 kW	988	9
MINI (R56) Cooper D	N47 C20 A	02.11 - 11.13	1995	D	82 kW	988	12
MINI (R56) Cooper S John Cooper Works	N14 B16 A	11.06 - 02.10	1598	B	141 kW	987	4
MINI (R56) Cooper S John Cooper Works	N14 B16 C	11.06 - 02.10	1598	B	141 kW	987	4
MINI (R56) Cooper S John Cooper Works	N18 B16 A	01.12 - 11.13	1598	B	147 kW	987	4
MINI (R56) Cooper SD	N47 C20 A	02.11 - 11.13	1995	D	100 kW	988	12
MINI (R56) Cooper SD	N47 C20 A	02.11 - 11.13	1995	D	105 kW	988	12
MINI (R56) Cooper S	N14 B16 A	10.06 - 02.10	1598	B	128 kW	987	4
MINI (R56) Cooper S	N18 B16 A	03.10 - 11.13	1598	B	120 kW	987	4
MINI (R56) Cooper S	N18 B16 A	11.05 - 11.13	1598	B	135 kW	987	4
MINI (R56) Cooper	N12 B16 A	09.06 - 11.13	1598	B	85 kW	987	3
MINI (R56) Cooper	N12 B16 A	10.06 - 01.14	1598	B	88 kW	987	3
MINI (R56) Cooper	N12 B16 A	11.08 - 11.13	1598	B	90 kW	987	3
MINI (R56) Cooper	N16 B16 A	09.06 - 11.13	1598	B	85 kW	987	2
MINI (R56) Cooper	N16 B16 A	10.06 - 01.14	1598	B	88 kW	987	2
MINI (R56) Cooper	N16 B16 A	11.08 - 11.13	1598	B	90 kW	987	2
MINI (R56) John Cooper Works GP	N14 B16 C	09.12 - 11.13	1598	B	160 kW	987	4
MINI (R56) John Cooper Works GP	N18 B16 C	09.12 - 11.13	1598	B	160 kW	987	5
MINI (R56) John Cooper Works	N14 B16 C	11.07 - 11.13	1598	B	155 kW	987	4
MINI (R56) John Cooper Works	N18 B16 C	11.07 - 11.13	1598	B	155 kW	987	5
MINI (R56) One D	9HZ (DV6TED4)	06.09 - 07.10	1560	D	66 kW	987	1
MINI (R56) One D	N47 C16 A	07.10 - 11.13	1598	D	66 kW	988	9
MINI (R56) One LPG	N12 B14 A	03.09 - 03.10	1397	B/G	55 kW	987	2
MINI (R56) One	N12 B14 A	11.06 - 03.10	1397	B	70 kW	987	2
MINI (R56) One	N12 B14 A	03.09 - 03.10	1397	B	55 kW	987	2


















MINI (R56) One	N16 B16 A	03.10 - 11.13	1598	B	55 kW	987	2
MINI (R56) One	N16 B16 A	03.10 - 11.13	1598	B	72 kW	987	2
MINI CLUBMAN (F54) Cooper D	B47 C20 A	12.14	1995	D	110 kW	988	11
MINI CLUBMAN (F54) Cooper D	B47 C20 A	12.14 - 02.18	1995	D	100 kW	988	11
MINI CLUBMAN (F54) Cooper S ALL4	B46 A20 A	11.20	1998	B	131 kW	988	10
MINI CLUBMAN (F54) Cooper S ALL4	B48 A20 A	04.15	1998	B	141 kW	988	10
MINI CLUBMAN (F54) Cooper S ALL4	B48 A20 A	04.15	1998	B	120 kW	988	10
MINI CLUBMAN (F54) Cooper S JCW ALL4	B48 A20 A	11.14	1998	B	155 kW	988	10
MINI CLUBMAN (F54) Cooper S JCW	B46 A20 A	11.14 - 06.18	1998	B	155 kW	988	10
MINI CLUBMAN (F54) Cooper S JCW	B48 A20 A	11.14 - 06.18	1998	B	155 kW	988	10
MINI CLUBMAN (F54) Cooper SD ALL4	B47 C20 A	04.15	1995	D	140 kW	988	11
MINI CLUBMAN (F54) Cooper SD ALL4	B47 C20 A	04.15 - 02.18	1995	D	120 kW	988	11
MINI CLUBMAN (F54) Cooper SD	B47 C20 A	02.15	1995	D	140 kW	988	11
MINI CLUBMAN (F54) Cooper SD	B47 C20 A	02.15 - 02.18	1995	D	120 kW	988	11
MINI CLUBMAN (F54) Cooper S	B46 A20 A	11.14	1998	B	141 kW	988	10
MINI CLUBMAN (F54) Cooper S	B46 A20 A	11.20	1998	B	131 kW	988	10
MINI CLUBMAN (F54) Cooper S	B48 A20 A	11.14	1998	B	141 kW	988	10
MINI CLUBMAN (F54) Cooper S	B48 A20 A	11.14	1998	B	120 kW	988	10
MINI CLUBMAN (F54) Cooper	B38 A15 A	12.14	1499	B	100 kW	988	10
MINI CLUBMAN (F54) John Cooper Works	B48 A20 B	11.16 - 06.19	1998	B	170 kW	988	10
MINI CLUBMAN (F54) One D	B37 C15 A	02.15	1496	D	85 kW	988	11
MINI CLUBMAN (F54) One	B38 A15 A	02.15	1499	B	75 kW	988	10
MINI CLUBMAN (R55) Cooper D	9HZ (DV6TED4)	10.07 - 02.10	1560	D	80 kW	987	1
MINI CLUBMAN (R55) Cooper D	N47 C16 A	03.10 - 06.14	1598	D	82 kW	988	9
MINI CLUBMAN (R55) Cooper D	N47 C20 A	02.11 - 06.14	1995	D	82 kW	988	12
MINI CLUBMAN (R55) Cooper S John Cooper Works	N14 B16 A	10.08 - 02.10	1598	B	141 kW	987	4
MINI CLUBMAN (R55) Cooper SD	N47 C20 A	02.11 - 06.14	1995	D	105 kW	988	12
MINI CLUBMAN (R55) Cooper SD	N47 C20 A	02.11 - 06.14	1995	D	100 kW	988	12
MINI CLUBMAN (R55) Cooper S	N14 B16 A	10.07 - 06.14	1598	B	120 kW	987	4
MINI CLUBMAN (R55) Cooper S	N14 B16 A	08.07 - 07.10	1598	B	128 kW	987	4
MINI CLUBMAN (R55) Cooper S	N18 B16 A	03.10 - 06.14	1598	B	147 kW	987	4
MINI CLUBMAN (R55) Cooper S	N18 B16 A	10.07 - 06.14	1598	B	120 kW	987	4
MINI CLUBMAN (R55) Cooper S	N18 B16 A	03.10 - 12.15	1598	B	135 kW	987	4
MINI CLUBMAN (R55) Cooper	N12 B16 A	10.07 - 12.15	1598	B	88 kW	987	3
MINI CLUBMAN (R55) Cooper	N16 B16 A	03.10 - 06.14	1598	B	85 kW	987	2
MINI CLUBMAN (R55) Cooper	N16 B16 A	10.07 - 12.15	1598	B	88 kW	987	2
MINI CLUBMAN (R55) Cooper	N16 B16 A	03.10 - 12.14	1598	B	90 kW	987	2
MINI CLUBMAN (R55) John Cooper Works	N14 B16 C	11.07 - 12.14	1598	B	155 kW	987	4
MINI CLUBMAN (R55) John Cooper Works	N18 B16 C	11.07 - 12.14	1598	B	155 kW	987	5
MINI CLUBMAN (R55) One D	N47 C16 A	03.10 - 06.14	1598	D	66 kW	988	9
MINI CLUBMAN (R55) One	N12 B14 A	03.09 - 02.10	1397	B	70 kW	987	2
MINI CLUBMAN (R55) One	N16 B16 A	03.10 - 06.14	1598	B	72 kW	987	2
MINI CLUBVAN (R55) Cooper D	N47 C16 A	12.12 - 06.14	1598	D	82 kW	988	9
MINI CLUBVAN (R55) Cooper D	N47 C20 A	12.12 - 06.14	1995	D	82 kW	988	12
MINI CLUBVAN (R55) Cooper	N16 B16 A	12.12 - 06.14	1598	B	90 kW	987	2
MINI CLUBVAN (R55) One	N16 B16 A	12.12 - 06.14	1598	B	72 kW	987	2
MINI COUNTRYMAN (F60) Cooper ALL4	B38 A15 A	10.16	1499	B	100 kW	988	10
MINI COUNTRYMAN (F60) Cooper D ALL4	B47 C20 A	10.16	1995	D	110 kW	988	11
MINI COUNTRYMAN (F60) Cooper D ALL4	B47 C20 A	10.16	1995	D	100 kW	988	11
MINI COUNTRYMAN (F60) Cooper D	B47 C20 A	10.16	1995	D	110 kW	988	11
MINI COUNTRYMAN (F60) Cooper D	B47 C20 A	10.16	1995	D	100 kW	988	11
MINI COUNTRYMAN (F60) Cooper S ALL4	B46 A20 A	10.16	1998	B	141 kW	988	10
MINI COUNTRYMAN (F60) Cooper S ALL4	B46 A20 A	10.16	1998	B	120 kW	988	10
MINI COUNTRYMAN (F60) Cooper S ALL4	B46 A20 A	07.20	1998	B	131 kW	988	10
MINI COUNTRYMAN (F60) Cooper S ALL4	B48 A20 A	10.16	1998	B	141 kW	988	10
MINI COUNTRYMAN (F60) Cooper S ALL4	B48 A20 A	10.16	1998	B	120 kW	988	10
MINI COUNTRYMAN (F60) Cooper S ALL4	B48 A20 A	07.20	1998	B	131 kW	988	10
MINI COUNTRYMAN (F60) Cooper SD ALL4	B47 C20 A	10.16	1995	D	140 kW	988	11
MINI COUNTRYMAN (F60) Cooper SD ALL4	B47 C20 A	10.16	1995	D	120 kW	988	11
MINI COUNTRYMAN (F60) Cooper SD	B47 C20 A	10.16	1995	D	140 kW	988	11
MINI COUNTRYMAN (F60) Cooper SD	B47 C20 A	10.16	1995	D	120 kW	988	11
MINI COUNTRYMAN (F60) Cooper SE ALL4	B38 A15 A	01.17	1499	E	165 kW	988	10

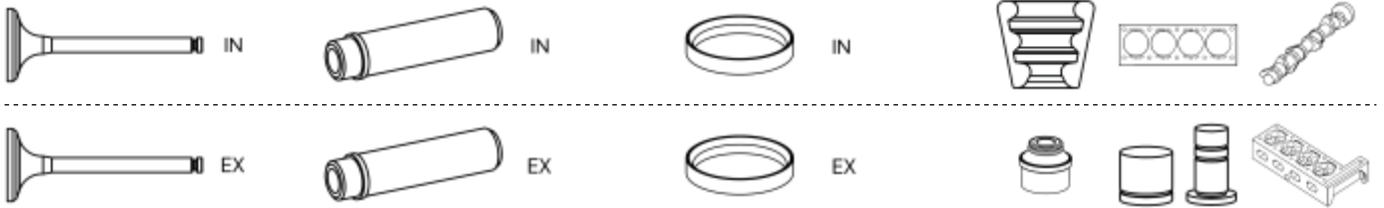
			<b>ccm</b>		<b>kw</b>		<b>1 POS</b>
MINI COUNTRYMAN (F60) Cooper SE ALL4	B38 A15 A	07.20	1499	E	162 kW	988	10
MINI COUNTRYMAN (F60) Cooper S	B46 A20 A	10.16	1998	B	141 kW	988	10
MINI COUNTRYMAN (F60) Cooper S	B46 A20 A	10.16	1998	B	120 kW	988	10
MINI COUNTRYMAN (F60) Cooper S	B46 A20 A	07.20	1998	B	131 kW	988	10
MINI COUNTRYMAN (F60) Cooper S	B48 A20 A	10.16	1998	B	141 kW	988	10
MINI COUNTRYMAN (F60) Cooper S	B48 A20 A	10.16	1998	B	120 kW	988	10
MINI COUNTRYMAN (F60) Cooper S	B48 A20 A	07.20	1998	B	131 kW	988	10
MINI COUNTRYMAN (F60) Cooper	B38 A15 A	10.16	1499	B	100 kW	988	10
MINI COUNTRYMAN (F60) John Cooper Works ALL4	B48 A20 B	03.17 - 06.19	1998	B	170 kW	988	10
MINI COUNTRYMAN (F60) One D	B37 C15 A	07.17	1496	D	85 kW	988	11
MINI COUNTRYMAN (F60) One	B38 A15 A	07.17	1499	B	75 kW	988	10
MINI COUNTRYMAN (R60) Cooper ALL4	N16 B16 A	11.12 - 10.16	1598	B	90 kW	987	2
MINI COUNTRYMAN (R60) Cooper ALL4	N18 B16 A	11.12 - 10.16	1598	B	90 kW	987	4
MINI COUNTRYMAN (R60) Cooper D ALL4	N47 C16 A	08.10 - 10.16	1598	D	82 kW	988	9
MINI COUNTRYMAN (R60) Cooper D ALL4	N47 C20 A	03.11 - 10.16	1995	D	82 kW	988	12
MINI COUNTRYMAN (R60) Cooper D	N47 C16 A	08.10 - 10.16	1598	D	82 kW	988	9
MINI COUNTRYMAN (R60) Cooper D	N47 C20 A	03.11 - 10.16	1995	D	82 kW	988	12
MINI COUNTRYMAN (R60) Cooper S ALL4	N14 B16 A	08.10 - 10.16	1598	B	135 kW	987	4
MINI COUNTRYMAN (R60) Cooper S ALL4	N18 B16 A	08.10 - 10.16	1598	B	120 kW	987	4
MINI COUNTRYMAN (R60) Cooper S ALL4	N18 B16 A	08.10 - 10.16	1598	B	135 kW	987	4
MINI COUNTRYMAN (R60) Cooper S ALL4	N18 B16 A	07.14 - 10.16	1598	B	140 kW	987	4
MINI COUNTRYMAN (R60) Cooper SD ALL4	N47 C20 A	03.11 - 10.16	1995	D	100 kW	988	12
MINI COUNTRYMAN (R60) Cooper SD ALL4	N47 C20 A	03.11 - 10.16	1995	D	105 kW	988	12
MINI COUNTRYMAN (R60) Cooper SD	N47 C20 A	03.11 - 10.16	1995	D	105 kW	988	12
MINI COUNTRYMAN (R60) Cooper SD	N47 C20 A	03.11 - 10.16	1995	D	100 kW	988	12
MINI COUNTRYMAN (R60) Cooper S	N18 B16 A	08.10 - 10.16	1598	B	147 kW	987	4
MINI COUNTRYMAN (R60) Cooper S	N18 B16 A	08.10 - 10.16	1598	B	135 kW	987	4
MINI COUNTRYMAN (R60) Cooper S	N18 B16 A	07.14 - 10.16	1598	B	140 kW	987	4
MINI COUNTRYMAN (R60) Cooper S	N18 B16 A	08.10 - 10.16	1598	B	120 kW	987	4
MINI COUNTRYMAN (R60) Cooper	N16 B16 A	08.10 - 10.16	1598	B	85 kW	987	2
MINI COUNTRYMAN (R60) Cooper	N16 B16 A	08.10 - 10.16	1598	B	90 kW	987	2
MINI COUNTRYMAN (R60) Cooper	N16 B16 A	08.10 - 10.16	1598	B	88 kW	987	2
MINI COUNTRYMAN (R60) John Cooper Works ALL4	N18 B16 A	11.12 - 10.16	1598	B	160 kW	987	4
MINI COUNTRYMAN (R60) John Cooper Works ALL4	N18 B16 C	11.12 - 10.16	1598	B	160 kW	987	5
MINI COUNTRYMAN (R60) John Cooper Works ALL4	N18 B16 C	09.12 - 10.16	1598	B	155 kW	987	5
MINI COUNTRYMAN (R60) One D	N47 C16 A	08.10 - 10.16	1598	D	66 kW	988	9
MINI COUNTRYMAN (R60) One	N16 B16 A	08.10 - 10.16	1598	B	72 kW	987	2
MINI Cabriolet (F57) Cooper D	B37 C15 A	12.14	1496	D	85 kW	988	11
MINI Cabriolet (F57) Cooper S JCW	B46 A20 A	11.14	1998	B	155 kW	988	10
MINI Cabriolet (F57) Cooper S JCW	B48 A20 A	11.14	1998	B	155 kW	988	10
MINI Cabriolet (F57) Cooper SD	B47 C20 A	05.15	1995	D	125 kW	988	11
MINI Cabriolet (F57) Cooper SD	B47 C20 A	05.15 - 02.18	1995	D	120 kW	988	11
MINI Cabriolet (F57) Cooper S	B46 A20 A	11.14	1998	B	141 kW	988	10
MINI Cabriolet (F57) Cooper S	B46 A20 A	11.14	1998	B	120 kW	988	10
MINI Cabriolet (F57) Cooper S	B48 A20 A	11.14	1998	B	141 kW	988	10
MINI Cabriolet (F57) Cooper S	B48 A20 A	11.14	1998	B	120 kW	988	10
MINI Cabriolet (F57) Cooper S	B48 A20 A	11.20	1998	B	131 kW	988	10
MINI Cabriolet (F57) Cooper	B38 A15 A	11.14	1499	B	100 kW	988	10
MINI Cabriolet (F57) John Cooper Works	B48 A20 B	05.15	1998	B	170 kW	988	10
MINI Cabriolet (F57) One	B38 A15 A	11.17	1499	B	75 kW	988	10
MINI Cabriolet (R52) Cooper S	W11 B16 A	07.04 - 07.08	1598	B	125 kW	988	8
MINI Cabriolet (R52) Cooper S	W11 B16 A	07.04 - 11.07	1598	B	120 kW	988	8
MINI Cabriolet (R52) Cooper	W10 B16 A	04.04 - 07.08	1598	B	85 kW	988	7
MINI Cabriolet (R52) John Cooper Works	W11 B16 A	07.04 - 11.07	1598	B	155 kW	988	8
MINI Cabriolet (R52) One	W10 B16 A	07.04 - 11.07	1598	B	66 kW	988	7
MINI Cabriolet (R57) Cooper D	N47 C16 A	05.09 - 11.13	1598	D	82 kW	988	9
MINI Cabriolet (R57) Cooper D	N47 C20 A	02.11 - 05.15	1995	D	82 kW	988	12
MINI Cabriolet (R57) Cooper SD	N47 C20 A	06.09 - 05.15	1995	D	105 kW	988	12
MINI Cabriolet (R57) Cooper SD	N47 C20 A	01.11 - 05.15	1995	D	100 kW	988	12
MINI Cabriolet (R57) Cooper S	N14 B16 A	12.08 - 07.10	1598	B	128 kW	987	4
MINI Cabriolet (R57) Cooper S	N14 B16 A	11.07 - 01.09	1598	B	125 kW	987	4
MINI Cabriolet (R57) Cooper S	N14 B16 A	10.07 - 06.15	1598	B	120 kW	987	4





							
MINI Cabriolet (R57) Cooper S	N14 B16 A	04.08 - 07.10	1598	B	141 kW	987	4
MINI Cabriolet (R57) Cooper S	N18 B16 A	02.10 - 06.15	1598	B	147 kW	987	4
MINI Cabriolet (R57) Cooper S	N18 B16 A	02.10 - 06.15	1598	B	135 kW	987	4
MINI Cabriolet (R57) Cooper S	N18 B16 A	10.07 - 06.15	1598	B	120 kW	987	4
MINI Cabriolet (R57) Cooper S	W11 B16 A	11.07 - 01.09	1598	B	125 kW	988	8
MINI Cabriolet (R57) Cooper	N12 B16 A	12.08 - 06.15	1598	B	85 kW	987	3
MINI Cabriolet (R57) Cooper	N12 B16 A	09.08 - 12.10	1598	B	88 kW	987	3
MINI Cabriolet (R57) Cooper	N12 B16 A	03.10 - 06.15	1598	B	90 kW	987	3
MINI Cabriolet (R57) Cooper	N16 B16 A	12.08 - 06.15	1598	B	85 kW	987	2
MINI Cabriolet (R57) Cooper	N16 B16 A	03.10 - 06.15	1598	B	90 kW	987	2
MINI Cabriolet (R57) John Cooper Works	N14 B16 C	08.08 - 05.15	1598	B	155 kW	987	4
MINI Cabriolet (R57) John Cooper Works	N18 B16 C	08.08 - 05.15	1598	B	155 kW	987	5
MINI Cabriolet (R57) One	N16 B16 A	09.09 - 06.15	1598	B	72 kW	987	2
MINI Coupe (R58) 1.6 Cooper	N16 B16 A	01.12 - 05.15	1598	B	88 kW	987	2
MINI Coupe (R58) Cooper S JCW	N18 B16 A	12.10 - 04.15	1598	B	147 kW	987	4
MINI Coupe (R58) Cooper SD	N47 C20 A	12.10 - 05.15	1995	D	105 kW	988	12
MINI Coupe (R58) Cooper SD	N47 C20 A	12.10 - 05.15	1995	D	100 kW	988	12
MINI Coupe (R58) Cooper S	N14 B16 A	12.10 - 04.15	1598	B	135 kW	987	4
MINI Coupe (R58) Cooper S	N18 B16 A	12.10 - 04.15	1598	B	135 kW	987	4
MINI Coupe (R58) Cooper S	N18 B16 A	12.10 - 04.15	1598	B	120 kW	987	4
MINI Coupe (R58) Cooper	N16 B16 A	12.10 - 04.15	1598	B	90 kW	987	2
MINI Coupe (R58) Cooper	N16 B16 A	12.10 - 04.15	1598	B	85 kW	987	2
MINI Coupe (R58) John Cooper Works	N14 B16 C	12.10 - 05.15	1598	B	155 kW	987	4
MINI Coupe (R58) John Cooper Works	N18 B16 C	12.10 - 05.15	1598	B	155 kW	987	5
MINI PACEMAN (R61) Cooper ALL4	N16 B16 A	07.13 - 09.16	1598	B	90 kW	987	2
MINI PACEMAN (R61) Cooper ALL4	N16 B16 A	07.13 - 09.16	1598	B	85 kW	987	2
MINI PACEMAN (R61) Cooper ALL4	N18 B16 A	11.12 - 09.16	1598	B	90 kW	987	4
MINI PACEMAN (R61) Cooper D ALL4	N47 C16 A	04.12 - 09.16	1598	D	82 kW	988	9
MINI PACEMAN (R61) Cooper D ALL4	N47 C20 A	03.12 - 09.16	1995	D	82 kW	988	12
MINI PACEMAN (R61) Cooper D	N47 C16 A	04.12 - 09.16	1598	D	82 kW	988	9
MINI PACEMAN (R61) Cooper D	N47 C20 A	07.12 - 09.16	1995	D	82 kW	988	12
MINI PACEMAN (R61) Cooper S ALL4	N18 B16 A	03.12 - 09.16	1598	B	135 kW	987	4
MINI PACEMAN (R61) Cooper S ALL4	N18 B16 A	03.12 - 09.16	1598	B	140 kW	987	4
MINI PACEMAN (R61) Cooper S ALL4	N18 B16 A	03.12 - 09.16	1598	B	120 kW	987	4
MINI PACEMAN (R61) Cooper SD ALL4	N47 C20 A	04.12 - 09.16	1995	D	105 kW	988	12
MINI PACEMAN (R61) Cooper SD ALL4	N47 C20 A	04.12 - 09.16	1995	D	100 kW	988	12
MINI PACEMAN (R61) Cooper SD	N47 C20 A	03.12 - 09.16	1995	D	105 kW	988	12
MINI PACEMAN (R61) Cooper S	N18 B16 A	11.12 - 10.16	1598	B	135 kW	987	4
MINI PACEMAN (R61) Cooper S	N18 B16 A	07.14 - 09.16	1598	B	140 kW	987	4
MINI PACEMAN (R61) Cooper S	N18 B16 A	01.14 - 09.16	1598	B	120 kW	987	4
MINI PACEMAN (R61) Cooper	N16 B16 A	04.12 - 09.16	1598	B	90 kW	987	2
MINI PACEMAN (R61) Cooper	N16 B16 A	04.12 - 09.16	1598	B	88 kW	987	2
MINI PACEMAN (R61) John Cooper Works ALL4	N18 B16 C	03.13 - 10.16	1598	B	160 kW	987	5
MINI PACEMAN (R61) John Cooper Works ALL4	N18 B16 C	09.12 - 09.16	1598	B	155 kW	987	5
MINI Roadster (R59) Cooper S JCW	N18 B16 A	11.11 - 04.15	1598	B	147 kW	987	4
MINI Roadster (R59) Cooper SD	N47 C20 A	11.11 - 04.15	1995	D	105 kW	988	12
MINI Roadster (R59) Cooper SD	N47 C20 A	11.11 - 04.15	1995	D	100 kW	988	12
MINI Roadster (R59) Cooper S	N18 B16 A	11.11 - 04.15	1598	B	120 kW	987	4
MINI Roadster (R59) Cooper S	N18 B16 A	11.11 - 04.15	1598	B	135 kW	987	4
MINI Roadster (R59) Cooper	N16 B16 A	11.11 - 04.15	1598	B	90 kW	987	2
MINI Roadster (R59) Cooper	N16 B16 A	11.11 - 04.15	1598	B	85 kW	987	2
MINI Roadster (R59) John Cooper Works	N14 B16 C	11.11 - 04.15	1598	B	155 kW	987	4
MINI Roadster (R59) John Cooper Works	N18 B16 C	11.11 - 04.15	1598	B	155 kW	987	5

ENGINE			ccm	kW			1 POS	ENGINE			ccm	kW			1 POS
9HZ (DV6TED4)	75,000	4	1560	66 - 80 kW	D	987	1	N14 B16 A	77,000	4	1598	120 - 141 kW	B	987	4
B37 C15 A	84,000	3	1496	70 - 85 kW	D	988	11	N14 B16 C	77,000	4	1598	141 - 160 kW	B	987	4
B38 A15 A	82,000	3	1499	55 - 100 kW	B	988	10	N16 B16 A	77,000	4	1598	55 - 90 kW	B	987	2
B46 A20 A	82,000	4	1998	120 - 155 kW	B	988	10	N18 B16 A	77,000	4	1598	90 - 160 kW	B	987	4
B46 A20 B	82,000	4	1998	170 kW	B	988	10	N18 B16 C	77,000	4	1598	155 - 160 kW	B	987	5
B47 C20 A	84,000	4	1995	100 - 140 kW	D	988	11	N47 C16 A	78,000	4	1598	66 - 82 kW	D	988	9
B48 A20 A	82,000	4	1998	120 - 155 kW	B	988	10	N47 C20 A	84,000	4	1995	82 - 105 kW	D	988	12
B48 A20 B	82,000	4	1998	170 kW	B	988	10	W10 B14 A	77,000	4	1398	55 kW	B	987	6
N12 B14 A	77,000	4	1397	55 - 70 kW	B/G	987	2	W10 B16 A	77,000	4	1598	66 - 85 kW	B	988	7
N12 B16 A	77,000	4	1598	85 - 90 kW	B	987	3	W11 B16 A	77,000	4	1598	120 - 160 kW	B	988	8



75,000 mm

1

9HZ (DV6TED4) ,

851107-4

883713-4

25,60 x 5,50 x 96,45 x 45°

9,55 x 5,50 x 34,00 | IN | EX

861108-4

23,40 x 5,50 x 96,60 x 45°

973701-8

Hydro

973801-8

Hydro

77,000 mm

2

N12 B14 A , N16 B16 A ,

851109-4

M-5

30,00 x 5,00 x 97,10 x 45°

861110-4

25,10 x 5,00 x 110,70 x 45°

970703-8

Hydro

77,000 mm

3

N12 B16 A ,

851109-4

M-5

30,00 x 5,00 x 97,10 x 45°

851113-4

28,80 x 5,00 x 105,70 x 45°

861138-4

26,20 x 5,00 x 110,10 x 45°

970703-8

Hydro

77,000 mm

4

N14 B16 A , N14 B16 C , N18 B16 A ,

851113-4

M-5

28,80 x 5,00 x 105,70 x 45°

861138-4

26,20 x 5,00 x 110,10 x 45°

970703-8

Hydro

77,000 mm

5

N18 B16 C ,

970703-8

Hydro

77,000 mm

6

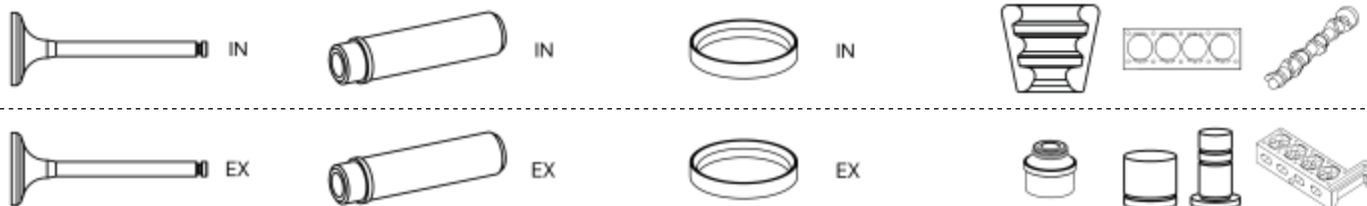
W10 B14 A ,

850758-4

30,40 x 6,00 x 109,60 x 45°

860759-4

23,30 x 6,00 x 118,30 x 45°



## 77,000 mm

7

W10 B16 A ,

**850714-4**

30,20 x 6,00 x 109,00 x 45°

**850758-4**

30,40 x 6,00 x 109,60 x 45°

**860715-4**

23,40 x 6,00 x 118,00 x 45°

**860759-4**

23,30 x 6,00 x 118,30 x 45°

M-6

## 77,000 mm

8

W11 B16 A ,

**850714-4**

30,20 x 6,00 x 109,00 x 45°

**850758-4**

30,40 x 6,00 x 109,60 x 45°

**860715-4**

23,40 x 6,00 x 118,00 x 45°

**860759-4**

23,30 x 6,00 x 118,30 x 45°

## 78,000 mm

9

N47 C16 A ,

M-5

**973701-8**

Hydro

## 82,000 mm

10

B38 A15 A , B46 A20 A , B46 A20 B , B48 A20 A , B48 A20 B ,

M-6

## 84,000 mm

11

B37 C15 A , B47 C20 A ,

**850741-4**

27,20 x 5,00 x 94,00 x 45°

**860742-4**

24,60 x 5,00 x 94,00 x 45°

M-5

## 84,000 mm

12

N47 C20 A ,

**850741-4**

27,20 x 5,00 x 94,00 x 45°

**860742-4**

24,60 x 5,00 x 94,00 x 45°






M-5

**973701-8**








Hydro



CARISMA (DA_) 1.9 DI-D (DA5A)	F9Q1	09.00 - 06.06	1870	D	75 kW	993	5
CARISMA (DA_) 1.9 DI-D (DA5A)	F9Q2	09.00 - 06.06	1870	D	85 kW	993	6
CARISMA (DA_) 1.9 TD (DA4A)	F8QT	10.96 - 09.00	1870	D	66 kW	993	4
CARISMA Stufenheck (DA_) 1.9 DI-D (DA5A)	F9Q1	09.00 - 06.06	1870	D	75 kW	993	5
CARISMA Stufenheck (DA_) 1.9 DI-D (DA5A)	F9Q2	09.00 - 06.06	1870	D	85 kW	993	6
CARISMA Stufenheck (DA_) 1.9 TD (DA4A)	F8QT	10.96 - 09.00	1870	D	66 kW	993	4
COLT III (C5_A) 1.6 GTi 16V (C53A)	4G61	04.88 - 05.90	1596	B	91 kW	994	12
COLT Kasten/Schrägheck (Z3_V) 1.5 DiD	OM 639.939	08.04 - 06.12	1493	D	70 kW	995	13
COLT PLUS VI (Z2_W) 1.6	4G18	04.07 - 12.12	1584	B	84 kW	993	2
COLT VI (Z3_A, Z2_A) 1.5 DI-D (Z38A)	OM 639.939	08.04 - 06.12	1493	D	50 kW	995	13
COLT VI (Z3_A, Z2_A) 1.5 DI-D (Z39A)	OM 639.939	08.04 - 06.12	1493	D	70 kW	995	13
CORDIA (A21_A, AB, AC) 2.0	4G63 (SOHC 8V)	11.84 - 12.88	1997	B	66 kW	995	15
DELICA / SPACE GEAR 2.5 (PD5W)	4D56-TD	05.95 - 05.00	2477	D	73 kW	995	18
DELICA / SPACE GEAR 2.5	4D56-TD	05.95 - 05.00	2477	D	73 kW	995	18
ECLIPSE I (D2_A) 2.0 4WD	4G63 (DOHC 16V)	05.92 - 05.94	1997	B	142 kW	995	14
ECLIPSE I (D2_A) 2.0 i 16V (D22A, D27A)	4G63 (DOHC 16V)	04.91 - 12.95	1997	B	110 kW	995	14
ECLIPSE I (D2_A) 2.0 i 16V 4WD (D22A, D27A)	4G63 (DOHC 16V)	04.91 - 11.95	1997	B	110 kW	995	14
ECLIPSE I (D2_A) 2.0	4G63 (DOHC 16V)	12.89 - 12.94	1997	B	100 kW	995	14
ECLIPSE II (D3_A) 2.0	4G63 (DOHC 16V)	09.95 - 04.99	1997	B	104 kW	995	14
ECLIPSE II (D3_A) 2000 GS 16V (D32A)	4G63 (DOHC 16V)	12.95 - 04.99	1997	B	107 kW	995	14
EXPRESS IV Kasten (SN) 1.6 (SN3L)	R9MD450	02.20	1598	D	103 kW	993	7
FREECA 1.6 (VA1W)	4G18	03.99 - 01.05	1584	B	66 kW	993	2
GALANT IV (A16_) 2.0 GLS (A163)	4G63 (SOHC 8V)	09.80 - 05.84	1997	B	75 kW	995	15
GALANT IV Station Wagon (A16_V) 2.0 GLX (A163V)	4G63 (SOHC 8V)	09.80 - 06.83	1997	B	75 kW	995	15
GALANT V (E1_A) 2.0 GLS (E15A)	4G63 (SOHC 8V)	06.84 - 04.90	1997	B	75 kW	995	15
GALANT VI (E3_A) 2.0 (E39A, E38A, E33A)	4G63 (SOHC 8V)	04.89 - 10.92	1997	B	80 kW	995	15
GALANT VI (E3_A) 2.0 (E39A, E38A, E33A)	4G63 (SOHC 8V)	05.89 - 12.92	1997	B	77 kW	995	15
GALANT VI (E3_A) 2.0 4WD (E33A, E38A, E39A)	4G63 (SOHC 8V)	04.89 - 10.92	1997	B	80 kW	995	15
GALANT VI (E3_A) 2.0 GTi 16V (E39A, E38A, E33A)	4G63 (DOHC 16V)	11.88 - 10.92	1997	B	106 kW	995	14
GALANT VI (E3_A) 2.0 GTi 16V (E39A, E38A, E33A)	4G63 (DOHC 16V)	11.88 - 10.92	1997	B	107 kW	995	14
GALANT VI (E3_A) 2.0 GTi 16V 4x4 (E38A, E39A, E33A)	4G63 (DOHC 16V)	07.89 - 12.92	1997	B	106 kW	995	14
GALANT VI (E3_A) 2.0 GTi 16V 4WD (E39A)	4G63 (DOHC 16V)	11.88 - 10.92	1997	B	107 kW	995	14
GALANT VI Stufenheck (E3_A) 2.0 (E39A, E38A, E33A)	4G63 (SOHC 8V)	11.87 - 10.92	1997	B	80 kW	995	15
GALANT VI Stufenheck (E3_A) 2.0 (E39A, E38A, E33A)	4G63 (SOHC 8V)	05.89 - 12.92	1997	B	77 kW	995	15
GALANT VI Stufenheck (E3_A) 2.0 4WD (E39A, E38A, E33A)	4G63 (SOHC 8V)	12.88 - 10.92	1997	B	80 kW	995	15
GALANT VI Stufenheck (E3_A) 2.0 4WD	4G63 (SOHC 8V)	09.88 - 12.92	1997	B	101 kW	995	15
GALANT VI Stufenheck (E3_A) 2.0 GTi 16V Cat 4WD (E38A, E39A, E33A)	4G63 (DOHC 16V)	09.91 - 10.92	1997	B	110 kW	995	14
GALANT VI Stufenheck (E3_A) 2.0 GTi 16V (E39A, E38A, E33A)	4G63 (DOHC 16V)	11.87 - 10.92	1997	B	106 kW	995	14
GALANT VI Stufenheck (E3_A) 2.0 GTi 16V (E39A, E38A, E33A)	4G63 (DOHC 16V)	11.88 - 10.92	1997	B	107 kW	995	14
GALANT VI Stufenheck (E3_A) 2.0 GTi 16V 4WD (E39A, E38A, E33A)	4G63 (DOHC 16V)	06.88 - 10.92	1997	B	106 kW	995	14
GALANT VI Stufenheck (E3_A) 2.0	4G63 (SOHC 8V)	09.88 - 03.93	1997	B	76 kW	995	15
GALANT VI Stufenheck (E3_A) 2.0	4G63 (SOHC 8V)	09.88 - 12.92	1997	B	101 kW	995	15
GALLOPER (JK-01) 2.5 TD intercooler	D4BH	09.98 - 12.03	2476	D	73 kW	995	17
GALLOPER (JK-01) 2.5 TD	D4BF	09.98 - 12.03	2476	D	65 kW	995	17
GRANDIS (NA_W) 2.0 DI-D (NA8W)	BSY	09.05 - 03.10	1968	D	100 kW	994	10
GRANDIS (NA_W) 2.0 DI-D (NA8W)	BWC	02.07 - 03.10	1968	D	103 kW	994	11
L 300 / DELICA II Bus (L03_P/G, L0_2P) 2.0 4WD (L037G)	4G63 (SOHC 8V)	11.86 - 02.87	1997	B	65 kW	995	15
L 300 / DELICA II Bus (L03_P/G, L0_2P) 2.0 4WD	4G63 (SOHC 8V)	06.82 - 10.86	1997	B	74 kW	995	15
L 300 / DELICA II Bus (L03_P/G, L0_2P) 2.0 DL	4G63 (SOHC 8V)	06.82 - 10.86	1997	B	66 kW	995	15
L 300 / DELICA II Kasten (L03_P) 2.0 DL (L037P)	4G63 (SOHC 8V)	06.82 - 10.86	1997	B	66 kW	995	15
L 300 / DELICA II Kasten (L03_P) 2.0 DL 4WD (L037P)	4G63 (SOHC 8V)	08.84 - 10.91	1997	B	74 kW	995	15
L 300 III Bus (P0_W, P1_W, P2_W, P3_W) 2.0 (P03W)	4G63 (SOHC 8V)	06.94 - 05.03	1997	B	82 kW	995	15
L 300 III Bus (P0_W, P1_W, P2_W, P3_W) 2.0 (P03W, P13W)	4G63 (SOHC 8V)	11.86 - 05.04	1997	B	66 kW	995	15
L 300 III Bus (P0_W, P1_W, P2_W, P3_W) 2.0 4WD (P03W, P13W)	4G63 (SOHC 8V)	06.94 - 05.03	1997	B	82 kW	995	15
L 300 III Bus (P0_W, P1_W, P2_W, P3_W) 2.0 4WD (P23W, P03W, P13W)	4G63 (SOHC 8V)	12.86 - 05.04	1997	B	65 kW	995	15
L 300 III Bus (P0_W, P1_W, P2_W, P3_W) 2.0 4WD (P23W, P03W, P13W)	4G63 (SOHC 8V)	11.86 - 05.04	1997	B	66 kW	995	15
L 300 III Bus (P0_W, P1_W, P2_W, P3_W) 2.0 GLS (P03W, P13W)	4G63 (DOHC 16V)	06.94 - 05.04	1997	B	78 kW	995	14
L 300 III Bus (P0_W, P1_W, P2_W, P3_W) 2.0 i (P00W, P03W, P13W)	4G63 (DOHC 16V)	06.94 - 07.02	1997	B	83 kW	995	14
L 300 III Bus (P0_W, P1_W, P2_W, P3_W) 2.5 TD (P05W)	4D56-T	02.87 - 05.03	2477	D	64 kW	995	17
L 300 III Bus (P0_W, P1_W, P2_W, P3_W) 2.5 TD 4WD (P25W, P35W)	4D56-T	12.87 - 05.04	2477	D	64 kW	995	17
L 300 III Bus (P0_W, P1_W, P2_W, P3_W) 2.5 TD	4D56-TD	09.94 - 05.04	2477	D	73 kW	995	18
L 300 III Kasten (P0_V, P1_V, P2_V) 2.0 (P03V)	4G63 (SOHC 8V)	07.94 - 06.07	1997	B	85 kW	995	15











			<b>ccm</b>		<b>kw</b>		<b>1 POS</b>
L 300 III Kasten (P0_V, P1_V, P2_V) 2.0 (P03V, P13V)	4G63 (SOHC 8V)	11.86 - 07.88	1997	B	66 kW	995	15
L 300 III Kasten (P0_V, P1_V, P2_V) 2.0 (P23V, P03V, P13V)	4G63 (DOHC 16V)	06.94 - 11.03	1997	B	78 kW	995	14
L 300 III Kasten (P0_V, P1_V, P2_V) 2.0 (P23V, P03V, P13V)	4G63 (SOHC 8V)	06.94 - 11.03	1997	B	78 kW	995	15
L 300 III Kasten (P0_V, P1_V, P2_V) 2.0 (P23W, P23V)	4G63 (DOHC 16V)	11.03 - 02.06	1997	B	83 kW	995	14
L 300 III Kasten (P0_V, P1_V, P2_V) 2.0 4WD (P23W, P23V)	4G63 (SOHC 8V)	08.88 - 05.94	1997	B	63 kW	995	15
L 300 III Kasten (P0_V, P1_V, P2_V) 2.5 TD 4WD (P25V)	4D56-T	11.91 - 05.03	2477	D	64 kW	995	17
L 300 III Kasten (P0_V, P1_V, P2_V) 2.5 TD	4D56-T	02.87 - 08.97	2477	D	64 kW	995	17
L 300 III Pritsche/Fahrgestell (P1_T) 2.0 (P13T)	4G63 (DOHC 16V)	07.94 - 04.00	1997	B	85 kW	995	14
L 300 III Pritsche/Fahrgestell (P1_T) 2.0 (P13T)	4G63 (DOHC 16V)	06.94 - 04.00	1997	B	83 kW	995	14
L 300 III Pritsche/Fahrgestell (P1_T) 2.5 TD (P15T)	4D56-T	11.94 - 04.00	2477	D	64 kW	995	17
L200 (K3_T, K2_T, K1_T, K0_T) 2.0 (K12T, K32T)	4G63 (SOHC 8V)	11.86 - 08.96	1997	B	75 kW	995	15
L200 (K3_T, K2_T, K1_T, K0_T) 2.0 (K32T, K12T)	4G63 (SOHC 8V)	01.87 - 12.90	1997	B	69 kW	995	15
L200 (K3_T, K2_T, K1_T, K0_T) 2.0 4WD (K32T, K22T)	4G63 (SOHC 8V)	11.86 - 08.96	1997	B	75 kW	995	15
L200 (K3_T, K2_T, K1_T, K0_T) 2.0 4WD	4G63 (SOHC 8V)	01.86 - 12.89	1997	B	67 kW	995	15
L200 (K3_T, K2_T, K1_T, K0_T) 2.0 4WD	4G63 (SOHC 8V)	02.87 - 05.94	1997	B	63 kW	995	15
L200 (K3_T, K2_T, K1_T, K0_T) 2.0	4G63 (SOHC 8V)	10.86 - 04.94	1997	B	67 kW	995	15
L200 (K3_T, K2_T, K1_T, K0_T) 2.5 TD (K14T)	4D56-T	09.90 - 10.96	2477	D	62 kW	995	17
L200 (K3_T, K2_T, K1_T, K0_T) 2.5 TD 4WD (K34T)	4D56-T	11.92 - 08.96	2477	D	64 kW	995	17
L200 (K3_T, K2_T, K1_T, K0_T) 2.5 TD 4WD (K34T)	4D56-T	06.90 - 05.95	2477	D	62 kW	995	17
L200 (K7_T, K6_T, K5_T) 2.5 DI-D 4x4 (K74T)	4D56-T	01.04 - 12.11	2477	D	89 kW	995	17
L200 (K7_T, K6_T, K5_T) 2.5 TD (K64T)	4D56-T	08.01 - 11.05	2477	D	66 kW	995	17
L200 (K7_T, K6_T, K5_T) 2.5 TD 4WD (K74T)	4D56-TD	01.96 - 12.07	2477	D	73 kW	995	18
L200 (K7_T, K6_T, K5_T) 2.5 TD 4WD (K74T)	4D56-T	09.01 - 12.07	2477	D	85 kW	995	17
L200 (K7_T, K6_T, K5_T) 2.5 TD 4WD (K74T)	4D56-T	08.01 - 12.07	2477	D	98 kW	995	17
L200 (K7_T, K6_T, K5_T) 2.5 TD 4WD	4D56-T	07.97 - 12.03	2477	D	64 kW	995	17
L200 (K7_T, K6_T, K5_T) 2.5 TD	4D56-TD	07.97 - 01.01	2477	D	73 kW	995	18
L200 (K7_T, K6_T, K5_T) 2.5 TDiC	4D56-T	08.01 - 09.05	2477	D	74 kW	995	17
L200 / TRITON (KA_T, KB_T) 2.5 DI-D 16V 4WD	4D56-T	04.07 - 12.15	2477	D	98 kW	995	17
L200 / TRITON (KA_T, KB_T) 2.5 D	4D56-TD	08.11 - 12.15	2477	D	66 kW	995	18
L200 Pritsche/Fahrgestell (K3_T, K0_T, K1_T, K2_T) 2.5 4WD	4D56-T	08.92 - 10.96	2477	D	62 kW	995	17
L200 Pritsche/Fahrgestell (K3_T, K0_T, K1_T, K2_T) 2.5 TD (K14T)	4D56-T	09.90 - 10.96	2477	D	62 kW	995	17
L400 Bus (PD_W, PC_W, PA_V, PB_V, PA_W) 2.0 (PA3W)	4G63 (DOHC 16V)	09.95 - 10.02	1997	B	83 kW	995	14
L400 Bus (PD_W, PC_W, PA_V, PB_V, PA_W) 2.0 16V (PA3V/W, PB3V, PA3W)	4G63 (DOHC 16V)	05.95 - 05.00	1997	B	85 kW	995	14
L400 Bus (PD_W, PC_W, PA_V, PB_V, PA_W) 2.5 TD (PA5V/W, PB5V)	4D56-TD	05.95 - 05.00	2477	D	73 kW	995	18
L400 Bus (PD_W, PC_W, PA_V, PB_V, PA_W) 2.5 TD 4WD (PD5V/W)	4D56-TD	05.95 - 05.00	2477	D	73 kW	995	18
L400 Bus (PD_W, PC_W, PA_V, PB_V, PA_W) 2500 TD (PA5W)	4D56-T	05.95 - 06.05	2477	D	64 kW	995	17
L400 Kasten (PD_W, PC_W, PB_V, PA_W, PA_V) 2.0 (PA3W)	4G63 (DOHC 16V)	12.94 - 10.02	1997	B	83 kW	995	14
L400 Kasten (PD_W, PC_W, PB_V, PA_W, PA_V) 2500 TD (PD5W, PD5V, PA5W, PA5V)	4D56-T	09.96 - 06.05	2477	D	64 kW	995	17
L400 Kasten (PD_W, PC_W, PB_V, PA_W, PA_V) 2500 TD 4WD (PD5W, PD5V, PA5W, PA5V)	4D56-T	09.96 - 06.05	2477	D	64 kW	995	17
LANCER CARGO Kasten/Kombi (CS_W) 1.6 (CS3W)	4G18	09.03 - 06.08	1584	B	72 kW	993	2
LANCER CARGO Kasten/Kombi (CS_W) 2.0 (CS9W)	4G63 (DOHC 16V)	09.03 - 06.08	1997	B	99 kW	995	14
LANCER IV (C6_A, C7_A) 1.6 GLX (C63A)	4G61	08.89 - 08.92	1596	B	91 kW	994	12
LANCER IV (C6_A, C7_A) 1.6 GTi (C63A)	4G61	05.88 - 05.90	1596	B	91 kW	994	12
LANCER IV Schrägheck (C6_A, C7_A) 1.6 GTi (C63A)	4G61	05.88 - 05.90	1596	B	91 kW	994	12
LANCER IV Schrägheck (C6_A, C7_A) 1.6 i (C63A)	4G61	09.90 - 09.92	1596	B	90 kW	994	12
LANCER VII (CS_A, CT_A) 1.6 (CS3A)	4G18	09.03 - 12.13	1584	B	72 kW	993	2
LANCER VII (CS_A, CT_A) 1.6 (CS3A)	4G18	06.00 - 12.07	1584	B	77 kW	993	2
LANCER VII (CS_A, CT_A) 1.6 ClearTec CNG	4G18	03.08 - 08.12	1584	G	75 kW	993	2
LANCER VII (CS_A, CT_A) 1.6	4G18	07.05 - 08.12	1584	B	81 kW	993	2
LANCER VII (CS_A, CT_A) 2.0 (CS9A)	4G63 (DOHC 16V)	12.03 - 12.13	1997	B	99 kW	995	14
LANCER VII (CS_A, CT_A) 2.0	4G63 (DOHC 16V)	09.03 - 12.13	1997	B	85 kW	995	14
LANCER VII Kombi (CS_W, CT_W) 1.6	4G18	09.03 - 10.08	1584	B	72 kW	993	2
LANCER VII Kombi (CS_W, CT_W) 2.0 (CS9W)	4G63 (DOHC 16V)	09.03 - 12.07	1997	B	99 kW	995	14
LANCER VIII (CY_A, CZ_A) 2.0 DI-D (CY8A)	BKD	04.07	1968	D	103 kW	994	9
LANCER VIII (CY_A, CZ_A) 2.0 DI-D (CY8A)	BWC	04.07	1968	D	103 kW	994	11
LANCER VIII Sportback (CX_A) 2.0 DI-D (CX8A)	BKD	06.08	1968	D	103 kW	994	9
LANCER VIII Sportback (CX_A) 2.0 DI-D (CX8A)	BWC	06.08	1968	D	103 kW	994	11
MIRAGE III Schrägheck (C5 - C8 ) 1.6 Gti (C53A)	4G61	06.88 - 11.91	1596	B	92 kW	994	12
OUTLANDER I (CU_W) 2.0 (CU2W)	4G63 (DOHC 16V)	05.03 - 10.06	1997	B	100 kW	995	14
OUTLANDER I (CU_W) 2.0 4WD (CU2W)	4G63 (DOHC 16V)	05.03 - 10.06	1997	B	100 kW	995	14
OUTLANDER II (CW_W) 2.0 DI-D (CW8W)	BSY	02.07 - 11.12	1968	D	103 kW	994	10
OUTLANDER II (CW_W) 2.2 DI-D 4WD	4HK	08.07 - 11.12	2179	D	115 kW	995	16



							
OUTLANDER II (CW_W) 2.2 Di-D 4WD	4HN	08.07 - 11.12	2179	D	115 kW	995	16
OUTLANDER II Van (CW_W) Di-D 4WD (CW8W)	BSY	12.06 - 06.10	1968	D	103 kW	994	10
PAJERO CLASSIC (V2_W, V6_W, V7_W) 2.5 TD (V24W)	4D56-T	07.01	2477	D	85 kW	995	17
PAJERO I (L04_G, L14_G) 2.5 TD (L044G, L049G)	4D56-T	04.87 - 12.91	2477	D	64 kW	995	17
PAJERO I (L04_G, L14_G) 2.5 TD (L044G, L049G)	4D56-T	11.89 - 11.90	2477	D	70 kW	995	17
PAJERO I (L04_G, L14_G) 2.5 TD 4WD (L049G, L149G)	4D56-T	10.86 - 05.91	2477	D	62 kW	995	17
PAJERO I Canvas Top (L04_G) 2.5 TD (L044G, L049G)	4D56-T	05.86 - 10.89	2477	D	62 kW	995	17
PAJERO I Canvas Top (L04_G) 2.5 TD (L044G, L049G)	4D56-T	11.89 - 11.90	2477	D	70 kW	995	17
PAJERO II (V3_W, V2_W, V4_W) 2.5 TD 4WD (V24C, V24W)	4D56-TD	12.90 - 06.00	2477	D	73 kW	995	18
PAJERO II (V3_W, V2_W, V4_W) 2.5 TDiC (V44W, V24W)	4D56-T	03.91 - 08.99	2477	D	73 kW	995	17
PAJERO II Canvas Top (V2_W, V4_W) 2.5 TD 4WD (V24C, V24W)	4D56-TD	12.90 - 04.00	2477	D	73 kW	995	18
PAJERO II Canvas Top (V2_W, V4_W) 2.5 TDiC (V24W, V24C)	4D56-T	03.91 - 08.99	2477	D	73 kW	995	17
PAJERO III (V7_W, V6_W) 2.5 TDi (V64W)	4D56-T	04.00 - 12.06	2477	D	73 kW	995	17
PAJERO III (V7_W, V6_W) 2.5 TDi (V64W, V74W)	4D56-T	09.01 - 12.06	2477	D	85 kW	995	17
PAJERO III Canvas Top (V6_W, V7_W) 2.5 TDi (V64W, V74W)	4D56-T	04.00 - 12.06	2477	D	73 kW	995	17
PAJERO III Canvas Top (V6_W, V7_W) 2.5 TDi (V64W, V74W)	4D56-T	09.01 - 12.06	2477	D	85 kW	995	17
PAJERO PININ I (H6_W, H7_W) 1.6 4WD (H65W)	4G18	03.99 - 04.04	1584	B	75 kW	993	2
PAJERO SPORT I (K7_, K9_) 2.5 4WD	4D56-T	01.08 - 12.09	2477	D	104 kW	995	17
PAJERO SPORT I (K7_, K9_) 2.5 TD (K94W)	4D56-T	11.97	2477	D	73 kW	995	17
PAJERO SPORT I (K7_, K9_) 2.5 TD (K94W)	4D56-T	08.03	2477	D	98 kW	995	17
PAJERO SPORT I (K7_, K9_) 2.5 TD (K94W, K74T)	4D56-T	02.00	2477	D	85 kW	995	17
PAJERO SPORT I (K7_, K9_) 2.5 TD 4WD (K94W)	4D56-T	11.97 - 10.98	2477	D	83 kW	995	17
PAJERO SPORT I (K7_, K9_) 2.5 TD	4D56-T	09.09	2477	D	110 kW	995	17
PAJERO SPORT VAN I (K90) 2.5 TD	4D56-T	12.99 - 01.08	2477	D	85 kW	995	17
SANTAMO (UG) 2.0 16V 4WD	4G63 (DOHC 16V)	05.99 - 12.04	1997	B	102 kW	995	14
SANTAMO (UG) 2.0 16V	4G63 (DOHC 16V)	05.99 - 12.04	1997	B	102 kW	995	14
SAPORO II (A16_A) 2.0 GSL (A164A)	4G63 (SOHC 8V)	08.80 - 08.83	1997	B	75 kW	995	15
SAPORO II (A16_A) 2.0 GSR (A164A)	4G63 (SOHC 8V)	08.80 - 09.84	1997	B	82 kW	995	15
SAVRIN 2.0	4G63 (DOHC 16V)	01.01 - 12.04	1997	B	100 kW	995	14
SPACE RUNNER (N1_W, N2_W) 2.0 16V (N13W)	4G63 (DOHC 16V)	06.97 - 08.99	1997	B	98 kW	995	14
SPACE RUNNER (N6_W) 2.0 (N63W)	4G63 (DOHC 16V)	08.99 - 08.02	1997	B	100 kW	995	14
SPACE STAR Großraumlimousine (DG_A) 1.6 16V (DG3A)	4G18	01.01 - 12.04	1584	B	72 kW	993	2
SPACE STAR Großraumlimousine (DG_A) 1.9 Di-D (DG4A)	F9Q1	02.01 - 12.04	1870	D	75 kW	993	5
SPACE STAR Großraumlimousine (DG_A) 1.9 Di-D (DG4A)	F9Q2	10.02 - 12.04	1870	D	85 kW	993	6
SPACE WAGON (D0_V/W) 2.0 (D04W)	4G63 (SOHC 8V)	09.87 - 01.92	1997	B	70 kW	995	15
SPACE WAGON (D0_V/W) 2.0 4WD (D08W)	4G63 (SOHC 8V)	03.85 - 04.91	1997	B	75 kW	995	15
SPACE WAGON (D0_V/W) 2.0 GLX 4WD (D08W, D04W)	4G63 (SOHC 8V)	03.85 - 08.88	1997	B	81 kW	995	15
SPACE WAGON (D0_V/W) 2.0 GLXi (D04W)	4G63 (SOHC 8V)	06.88 - 04.91	1997	B	74 kW	995	15
SPACE WAGON (D0_V/W) 2.0 GLXi 4WD (D08W)	4G63 (SOHC 8V)	06.88 - 04.91	1997	B	74 kW	995	15
SPACE WAGON (N3_W, N4_W) 2.0 (N33W)	4G63 (DOHC 16V)	06.92 - 11.00	1997	B	98 kW	995	14
SPACE WAGON (N3_W, N4_W) 2.0 (N33W)	4G63 (SOHC 8V)	05.91 - 10.97	1997	B	77 kW	995	15
SPACE WAGON (N3_W, N4_W) 2.0 4WD (N43W)	4G63 (DOHC 16V)	10.92 - 10.98	1997	B	98 kW	995	14
SPACE WAGON (N9_W, N8_W) 2.0 (N83W)	4G63 (DOHC 16V)	12.98 - 06.02	1997	B	80 kW	995	14
TREDIA (A21_) 2.0 GLXi 4WD	4G63 (SOHC 8V)	10.86 - 03.88	1997	B	74 kW	995	15





			ccm	kW			1 POS				ccm	kW			1 POS
4D56-TD	91,100	4	2477	66 - 73 kW	D	995	18	BSY	81,000	4	1968	100 - 103 kW	D	994	10
4D56-T	91,100	4	2477	62 - 110 kW	D	995	17	BWC	81,000	4	1968	103 kW	D	994	11
4G18	76,000	4	1584	66 - 84 kW	B/G	993	2	D4BF	91,100	4	2476	59 - 65 kW	D	995	17
4G61	82,300	4	1596	90 - 100 kW	B	994	12	D4BH	91,100	4	2476	59 - 78 kW	D	995	17
4G63 (DOHC 16V)	85,000	4	1997	85 - 142 kW	B	995	14	F8Q 784	80,000	4	1870	66 - 70 kW	D	993	3
4G63 (SOHC 8V)	85,000	4	1997	63 - 101 kW	B	995	15	F8QT	80,000	4	1870	66 kW	D	993	4
4HK	85,000	4	2179	115 kW	D	995	16	F9Q1	80,000	4	1870	75 kW	D	993	5
4HN	85,000	4	2179	115 kW	D	995	16	F9Q2	80,000	4	1870	85 kW	D	993	6
4P10-T2	95,800	4	2998	96 kW	D	995	19	L3E	76,000	3	952	17 kW	D	993	1
4P10-T4	95,800	4	2998	110 kW	D	995	19	OM 639.939	83,000	3	1493	50 - 70 kW	D	995	13
4P10-T5	95,800	4	2998	120 kW	D	995	19	OM457-T2	128,000	6	11967	265 kW	D	996	21
4P10-T6	95,800	4	2998	129 kW	D	995	19	OM457-T3	128,000	6	11967	295 kW	D	996	21
6D14	110,000	6	6557	118 kW	D	996	20	OM457-T5	128,000	6	11967	335 kW	D	996	21
BKD	81,000	4	1968	103 kW	D	994	9	R9MD450	80,000	4	1598	103 kW	D	993	7
BMM	81,000	4	1968	103 kW	D	994	8								





**76,000 mm**

**1**

L3E ,

512109-1

**76,000 mm**

**2**

4G18 ,

858705-4

29,00 x 5,50 x 111,75 x 45°

868706-4

25,50 x 5,50 x 114,65 x 45°

**80,000 mm**

**3**

F8Q 784 ,

K-8

903805-1

**80,000 mm**

**4**

F8QT ,

903805-1

**80,000 mm**

**5**

F9Q1 ,

853803-4

35,30 x 7,00 x 111,00 x 45°

883803-4

12,06 x 7,00 x 38,30 | IN | EX

K-7

863804-4

32,70 x 7,00 x 110,80 x 45°

915001-8

Ø 7,00

**80,000 mm**

**6**

F9Q2 ,

883803-4

12,06 x 7,00 x 38,30 | IN | EX

915001-8

Ø 7,00

**80,000 mm**

**7**

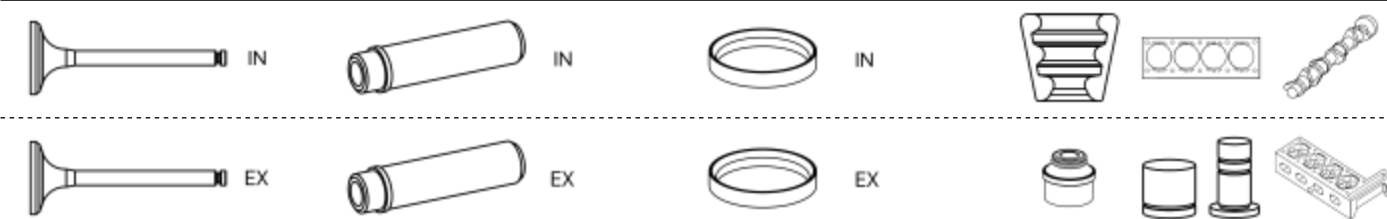
R9MD450 ,

853873-4

23,50 x 6,00 x 104,10 x 45°

915097-8

Ø 6,00



<b>81,000 mm</b>	<b>8</b>
------------------	----------

<b>BMM ,</b>	
<b>850241-4</b>	<b>M-7</b>
36,00 x 7,00 x 89,50 x 45°	
<b>850275-4</b>	
29,40 x 6,00 x 88,50 x 45°	
<b>860244-4</b>	<b>915001-8</b>
31,60 x 7,00 x 89,00 x 45°	
	Ø 7,00
<b>860276-4</b>	
25,50 x 6,00 x 88,20 x 45°	

<b>81,000 mm</b>	<b>9</b>
------------------	----------

<b>BKD ,</b>	
<b>850275-4</b>	<b>880230-4</b>
29,40 x 6,00 x 88,50 x 45°      10,06 x 6,00 x 42,00   IN   EX	
<b>850277-4</b>	
29,20 x 6,00 x 87,80 x 45°	
<b>860276-4</b>	<b>915097-8</b>
25,50 x 6,00 x 88,20 x 45°	
	Ø 6,00
<b>860278-4</b>	<b>485022-1</b>
25,50 x 6,00 x 87,50 x 45°	

<b>81,000 mm</b>	<b>10</b>
------------------	-----------

<b>BSY ,</b>	
<b>850277-4</b>	
29,20 x 6,00 x 87,80 x 45°	
<b>860278-4</b>	<b>915097-8</b>
25,50 x 6,00 x 87,50 x 45°	
	Ø 6,00
	<b>485022-1</b>

<b>81,000 mm</b>	<b>11</b>
------------------	-----------

<b>BWC ,</b>	
	<b>915097-8</b>
	Ø 6,00
	<b>485022-1</b>

<b>82,300 mm</b>	<b>12</b>
------------------	-----------

<b>4G61 ,</b>	
<b>852403-4</b>	
34,00 x 6,50 x 109,60 x 45°	
<b>858707-4</b>	
34,00 x 6,50 x 109,70 x 45°	
<b>862404-4</b>	
30,50 x 6,50 x 109,70 x 45°	
<b>868708-4</b>	
30,50 x 6,50 x 109,70 x 45°	



## 83,000 mm

13

OM 639.939 ,

851073-3

881020-4

M-6

28,50 x 6,00 x 102,30 x 45°

11,55 x 6,00 x 34,50 | IN | EX

915097-8

973801-8

Ø 6,00

Hydro

## 85,000 mm

14

4G63 (DOHC 16V) ,

852403-4

34,00 x 6,50 x 109,60 x 45°

862404-4

30,50 x 6,50 x 109,70 x 45°

## 85,000 mm

15

4G63 (SOHC 8V) ,

852403-4

34,00 x 6,50 x 109,60 x 45°

862404-4

30,50 x 6,50 x 109,70 x 45°

868708-4

30,50 x 6,50 x 109,70 x 45°

## 85,000 mm

16

4HK , 4HN ,

M-6

## 91,100 mm

17

4D56-T , D4BF , D4BH ,

852407-4

40,00 x 8,00 x 130,00 x 45°

862408-4

34,10 x 8,00 x 129,85 x 45°

## 91,100 mm

18

4D56-TD ,

852407-4

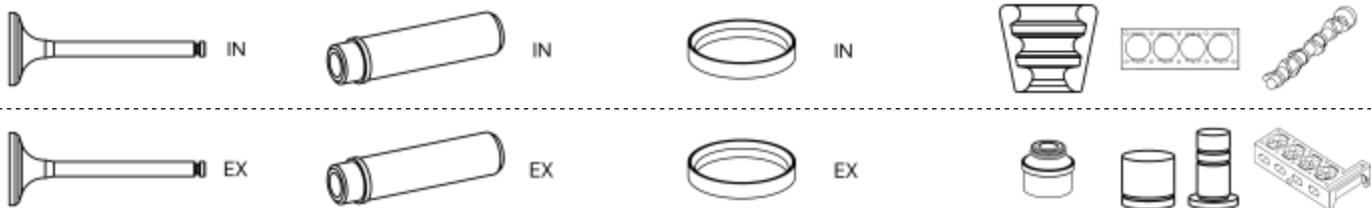
40,00 x 8,00 x 130,00 x 45°

## 95,800 mm

19

4P10-T2 , 4P10-T4 , 4P10-T5 , 4P10-T6 ,

M-6



**110,000 mm**

**20**

6D14,

**975001-8**

Hydro

**128,000 mm**

**21**

OM457-T2, OM457-T3, OM457-T5,

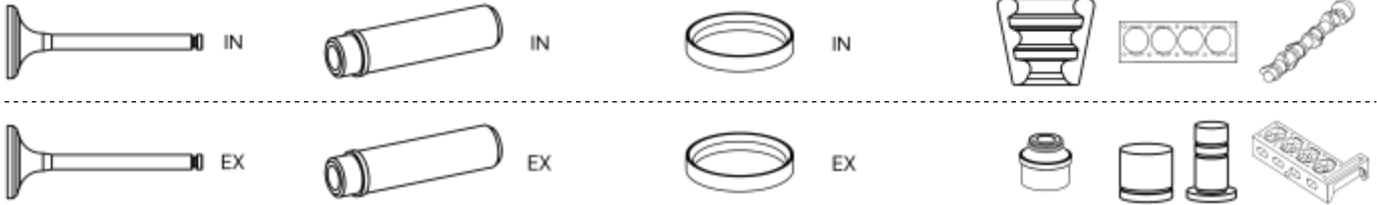
**911002-8**

Ø 9,00



**siehe Motorenliste**  
**see engline list**  
**voir la liste des moteurs**  
**ver lista de motores**  
**см. список двигателей**  
**تاكړ حېلې قعيونې رظنا**

ENGINE	Ø	ccm	kW			1 POS	ENGINE	Ø	ccm	kW			1 POS		
D 208-2	95,000	2	1490	23 kW	D	999	1	D 327-2	100,000	2	1885	24 - 27 kW	D	999	2
D 208-3	95,000	3	2235	26 - 34 kW	D	999	1	D 327-3	100,000	3	2827	26 - 48 kW	D	999	2
D 208-4	95,000	4	2980	35 - 48 kW	D	999	1	D 327-4	100,000	4	3768	45 - 55 kW	D	999	2
D 208-6	95,000	6	4470	68 kW	D	999	1	D 327-6	100,000	6	5654	68 - 82 kW	D	999	2
D 225-2	95,000	2	1700	13 - 24 kW	D	999	1	TBD234-V12Y	128,000	12	21618	675 - 810 kW	D	999	7
D 225-3	95,000	3	2550	35 - 37 kW	D	999	1	TBD234-V12	128,000	12	21618	383 - 500 kW	D	999	7
D 225-4	95,000	4	3400	44 - 50 kW	D	999	1	TBD234-V16Y	128,000	16	28824	858 - 1030 kW	D	999	7
D 225-6	95,000	6	5100	59 - 75 kW	D	999	1	TBD234-V16	128,000	16	28824	510 - 666 kW	D	999	7
D 226 B-2	105,000	2	2080	32 kW	D	999	5	TBD234-V6Y	128,000	6	10809	337 - 405 kW	D	999	7
D 226 B-3	105,000	3	3120	33 - 55 kW	D	999	5	TBD234-V6	128,000	6	10809	191 - 250 kW	D	999	7
D 226 B-4	105,000	4	4160	52 - 74 kW	D	999	5	TBD234-V8Y	128,000	8	14412	450 - 540 kW	D	999	7
D 226 B-6	105,000	6	6234	77 - 88 kW	D	999	5	TBD234-V8	128,000	8	14412	255 - 333 kW	D	999	7
D 226-2	105,000	2	2080	27 - 30 kW	D	999	6	TCG 2016 V08 C	132,000	8	17517	935 - 966 kW	G	1000	8
D 226-3	105,000	3	3120	33 - 44 kW	D	999	6	TCG 2016 V12 C	132,000	12	26275	1192 - 1453 kW	G	1000	8
D 226-4	105,000	4	4160	44 - 64 kW	D	999	6	TCG 2016 V16 C	132,000	16	35033	1869 - 1924 kW	G	1000	8
D 226-6	105,000	6	6234	66 - 114 kW	D	999	6	TCG 2020 V12 K1	170,000	12	53113	2502 kW	G	1000	9
D 227-2	100,000	2	1885	25 - 27 kW	D	999	2	TCG 2020 V12 K	170,000	12	53113	2749 - 2764 kW	G	1000	9
D 227-3	100,000	3	2827	43 - 45 kW	D	999	2	TCG 2020 V12	170,000	12	53113	2326 - 2804 kW	G	1000	9
D 227-4	100,000	4	3768	46 - 61 kW	D	999	2	TCG 2020 V16 K	170,000	16	70818	3666 - 3692 kW	G	1000	9
D 227-6	100,000	6	5654	63 - 91 kW	D	999	2	TCG 2020 V16	170,000	16	70818	3609 - 3686 kW	G	1000	9
D 308-2	95,000	2	1490	23 kW	D	999	1	TCG 2020 V20	170,000	20	88522	4502 - 4687 kW	G	1000	9
D 308-3	95,000	3	2235	26 - 34 kW	D	999	1	TD 226 B-3	105,000	3	3120	52 - 84 kW	D	999	3
D 308-4	95,000	4	2980	44 kW	D	999	1	TD 226 B-4	105,000	4	4160	60 - 77 kW	D	999	3
D 308-6	95,000	6	4470	68 kW	D	999	1	TD 226 B-6	105,000	6	6234	81 - 136 kW	D	999	3
D 325-3	95,000	3	2551	25 - 35 kW	D	999	1	TD 226-4	105,000	4	4160	68 - 74 kW	D	999	4
D 325-4	95,000	4	3400	43 - 51 kW	D	999	1	TD 226-6	105,000	6	6234	107 - 125 kW	D	999	4
D 325-6	95,000	6	5100	63 - 75 kW	D	999	1	TD 228-6	105,000	6	6234	99 - 110 kW	D	999	4



95,000 mm

1

D 208-2 , D 208-3 , D 208-4 , D 208-6 , D 225-2 , D 225-3 , D 225-4 , D 225-6 , D 308-2 , D 308-3 , D 308-4 , D 308-6 , D 325-3 , D 325-4 , D 325-6 ,

883301-6

15,06 x 9,00 x 58,00 | IN | EX

100,000 mm

2

D 227-2 , D 227-3 , D 227-4 , D 227-6 , D 327-2 , D 327-3 , D 327-4 , D 327-6 ,

853205-6

883301-6

41,00 x 9,00 x 117,00 x 45° 15,06 x 9,00 x 58,00 | IN | EX

863206-6

38,00 x 9,00 x 116,87 x 45°

105,000 mm

3

TD 226 B-3 , TD 226 B-4 , TD 226 B-6 ,

853215-6

883308-6

47,00 x 9,00 x 117,00 x 30° 15,00 x 9,00 x 58,00 | IN

863214-6

883307-6

43,10 x 9,00 x 117,00 x 45° 15,00 x 9,00 x 51,50 | EX

105,000 mm

4

TD 226-4 , TD 226-6 , TD 228-6 ,

883301-6

15,06 x 9,00 x 58,00 | IN | EX

863206-6

38,00 x 9,00 x 116,87 x 45°

105,000 mm

5

D 226 B-2 , D 226 B-3 , D 226 B-4 , D 226 B-6 ,

853213-6

883308-6

47,15 x 9,00 x 117,10 x 45° 15,00 x 9,00 x 58,00 | IN

863214-6

883307-6

43,10 x 9,00 x 117,00 x 45° 15,00 x 9,00 x 51,50 | EX

105,000 mm

6

D 226-2 , D 226-3 , D 226-4 , D 226-6 ,

853205-6

883301-6

41,00 x 9,00 x 117,00 x 45° 15,06 x 9,00 x 58,00 | IN | EX

863206-6

38,00 x 9,00 x 116,87 x 45°

128,000 mm

7

TBD234-V12Y , TBD234-V12 , TBD234-V16Y , TBD234-V16 , TBD234-V6Y , TBD234-V6 , TBD234-V8Y , TBD234-V8 ,

853209-6

883302-6

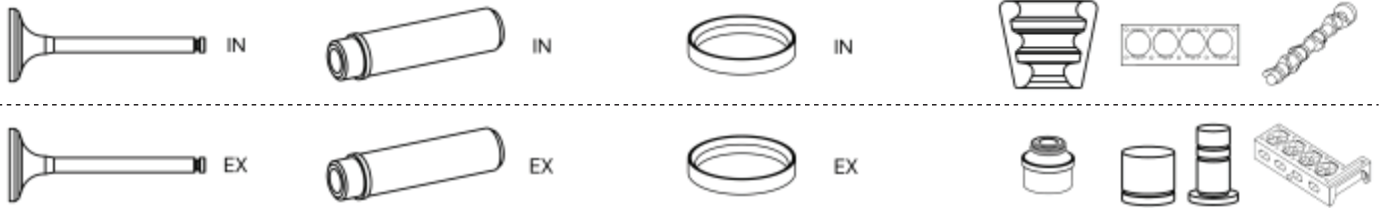
58,10 x 10,00 x 163,00 x 30° 17,00 x 10,00 x 71,00 | IN | EX

883303-6

17,03 x 10,00 x 71,00 | IN | EX

863211-6

53,00 x 10,00 x 162,00 x 45°



**132,000 mm**

**8**

TCG 2016 V08 C , TCG 2016 V12 C , TCG 2016 V16 C ,

**883308-6**

15,00 x 9,00 x 58,00 | IN

**170,000 mm**

**9**

TCG 2020 V12 K1 , TCG 2020 V12 K , TCG 2020 V12 , TCG 2020 V16 K , TCG 2020 V16 , TCG 2020 V20 ,

**883309-6**

18,02 x 11,00 x 117,85 | IN








**883310-6**

18,00 x 11,00 x 99,89 | EX















# NAC IVECO (NAVECO)

							
DAILY Bus 2.3	F1AE3481B	09.18	2287	D	90 kW	1003	1
DAILY Bus 2.3	F1AE3481D	09.18	2287	D	95 kW	1003	2
DAILY Kasten 2.3	F1AE3481B	09.18	2287	D	90 kW	1003	1
POWER DAILY Bus (A32, A36, A37, A39, A42, A42L, A50, A50L) 3.0 D	F1CE0481P	09.11	2998	D	107 kW	1003	4
TURIN V Bus 2.8	8140.43C	03.04	2800	D	76 kW	1003	3

# NAC IVECO (NAVECO)



			ccm	kW			1 POS				ccm	kW			1 POS
8140.43C	94,400	4	2800	76 kW	D	1003	3	F1AE3481D	88,000	4	2287	95 kW	D	1003	2
F1AE3481B	88,000	4	2287	90 kW	D	1003	1	F1CE0481P	95,800	4	2998	107 kW	D	1003	4



# NAC IVECO (NAVECO)



**88,000 mm**

**1**

F1AE3481B ,

**852029-4**

30,10 x 6,00 x 120,40 x 45°

**862030-4**

30,00 x 6,00 x 120,40 x 45°

**88,000 mm**

**2**

F1AE3481D ,

**852029-4**

30,10 x 6,00 x 120,40 x 45°

**862030-4**

30,00 x 6,00 x 120,40 x 45°

**94,400 mm**

**3**

8140.43C ,

**852052-4**

41,00 x 8,00 x 120,80 x 30°

**R-8**

**862092-4**

36,00 x 8,00 x 122,00 x 45°

**95,800 mm**

**4**

F1CE0481P ,

**870020-6**

55,11 x 45,50 x 8,80 x 20° | IN | EX



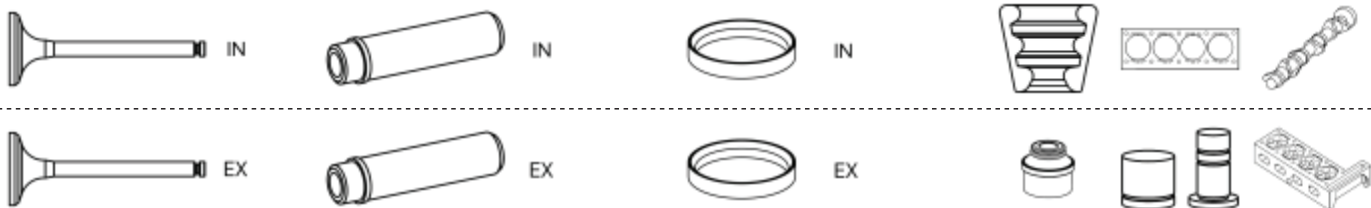
**siehe Motorenliste**  
**see engline list**  
**voir la liste des moteurs**  
**ver lista de motores**  
**см. список двигателей**  
**تالكر حطلا قميئق رظنا**



# NEOPLAN

ENGINE		ccm	kW			1 POS	ENGINE		ccm	kW			1 POS		
BF 8 L 513-243	125,000	8	12763	243 kW	D	1006	6	D 2866 LUH 51	128,000	6	11967	228 kW	D	1009	17
D 0826 LOH 02	108,000	6	6871	140 kW	D	1006	1	D 2866 TOH	128,000	6	11967	229 kW	D	1010	24
D 0826 LOH 03	108,000	6	6871	162 - 169 kW	D	1006	1	D 2866 TUH	128,000	6	11967	224 - 229 kW	D	1010	24
D 0826 LOH 04	108,000	6	6871	169 kW	D	1006	1	D 2866 UH	128,000	6	11967	177 - 186 kW	D	1010	25
D 0826 LOH 15	108,000	6	6871	162 kW	D	1006	1	D 2876 LOH 01	128,000	6	12816	338 kW	D	1009	16
D 0826 LOH 17	108,000	6	6871	162 kW	D	1006	1	D 2876 LOH 02	128,000	6	12816	338 kW	D	1010	23
D 0826 LUH 12	108,000	6	6871	162 kW	D	1006	1	D 2876 LOH 03	128,000	6	12816	338 kW	D	1010	23
D 0826 LUH 13	108,000	6	6871	191 kW	D	1006	1	D 2876 LOH 20	128,000	6	12816	353 kW	D	1011	26
D 0836 LOH 02	108,000	6	6871	206 kW	D	1006	1	D 2876 LOH 21	128,000	6	12816	390 kW	D	1011	27
D 0836 LOH 03	108,000	6	6871	162 kW	D	1006	1	DKFL 1160	130,000	6	11630	191 kW	D	1012	32
D 0836 LOH 52	108,000	6	6871	176 kW	D	1006	2	DS 11.34	127,000	6	11021	228 kW	D	1008	10
D 2066 LOH 03	120,000	6	10518	294 kW	D	1006	3	DSC 11.18	127,000	6	11021	267 kW	D	1008	11
D 2066 LOH 04	120,000	6	10518	324 kW	D	1006	3	DSC 11.21	127,000	6	11021	235 - 266 kW	D	1008	12
D 2066 LUH 21	120,000	6	10518	199 kW	D	1006	4	DSC 11.22	127,000	6	11021	280 kW	D	1008	12
D 2066 LUH 22	120,000	6	10518	228 kW	D	1006	4	DV15TIS	128,000	8	14618	280 - 353 kW	D	1011	28
D 2066 LUH 23	120,000	6	10518	257 kW	D	1006	4	OM 401.905	125,000	6	9570	141 kW	D	1007	7
D 2066 LUH 33	120,000	6	10518	265 kW	D	1006	5	OM 401.906	125,000	6	9570	141 kW	D	1007	7
D 2066 LUH 46	120,000	6	10518	206 kW	D	1006	5	OM 402.905	125,000	8	12800	188 kW	D	1007	8
D 2066 LUH 47	120,000	6	10518	235 kW	D	1006	5	OM 402.906	125,000	8	12760	188 kW	D	1007	9
D 2865 LOH 02	128,000	5	9973	235 kW	D	1008	13	OM 402.907	125,000	8	12760	188 kW	D	1007	8
D 2865 LU 05	128,000	5	9973	198 kW	D	1009	19	OM 402.910	125,000	8	12760	176 kW	D	1007	8
D 2865 LUH 02	128,000	5	9973	198 kW	D	1008	13	OM 402.911	125,000	8	12760	176 kW	D	1007	8
D 2866 KOH/373	128,000	6	11967	274 kW	D	1010	20	OM 403.905	125,000	10	15950	236 kW	D	1007	8
D 2866 LOH 03	128,000	6	11967	309 kW	D	1010	21	OM 403.919	125,000	10	15950	236 kW	D	1007	8
D 2866 LOH 06	128,000	6	11967	309 kW	D	1010	21	OM 403.933	125,000	10	15950	261 kW	D	1007	8
D 2866 LOH 07	128,000	6	11967	272 kW	D	1008	14	OM 422.905	128,000	8	14618	206 kW	D	1011	29
D 2866 LOH 20	128,000	6	11967	309 kW	D	1010	21	OM 422.906	128,000	8	14618	206 kW	D	1011	29
D 2866 LOH 23	128,000	6	11967	294 kW	D	1010	22	OM 422.907	128,000	8	14618	206 kW	D	1011	29
D 2866 LOH 25	128,000	6	11967	228 kW	D	1010	22	OM 422.909	128,000	8	14618	184 kW	D	1011	29
D 2866 LOH 27	128,000	6	11967	228 kW	D	1010	23	OM 422.912	128,000	8	14618	184 kW	D	1011	29
D 2866 LOH 28	128,000	6	11967	265 kW	D	1010	23	OM 422.951	128,000	8	14618	243 kW	D	1009	18
D 2866 LOH 29	128,000	6	11967	301 kW	D	1010	23	OM 422.952	128,000	8	14618	243 kW	D	1009	18
D 2866 LOH 34	128,000	6	11967	301 kW	D	1009	17	OM 441.980	128,000	6	10964	250 kW	D	1011	30
D 2866 LUH 20	128,000	6	11967	228 kW	D	1009	15	OM 441.997	128,000	6	10964	230 kW	D	1011	30
D 2866 LUH 21	128,000	6	11967	257 kW	D	1009	16	OM 442.913	130,000	8	15078	213 kW	D	1012	33
D 2866 LUH 22	128,000	6	11967	191 kW	D	1009	16	OM 442.920	130,000	8	15078	195 kW	D	1012	34
D 2866 LUH 24	128,000	6	11967	228 kW	D	1009	17	OM 442.925	130,000	8	15078	213 kW	D	1012	34
D 2866 LUH 25	128,000	6	11967	265 kW	D	1010	23	OM 442.979	128,000	8	14618	250 kW	D	1012	31
D 2866 LUH 28	128,000	6	11967	228 kW	D	1009	17	OM 442.998	128,000	8	14618	370 kW	D	1011	30
D 2866 LUH 29	128,000	6	11967	265 kW	D	1009	17	OM 542.925	130,000	8	15928	350 kW	D	1012	35
D 2866 LUH 30	128,000	6	11967	301 - 302 kW	D	1010	23	WS 268 G	130,000	6	11600	268 kW	D	1013	36
D 2866 LUH 35	128,000	6	11967	228 kW	D	1009	17	WS 295 G	130,000	6	11600	295 kW	D	1013	37
D 2866 LUH 37	128,000	6	11967	301 kW	D	1009	17								

# NEOPLAN



## 108,000 mm

1

D 0826 LOH 02 , D 0826 LOH 03 , D 0826 LOH 04 , D 0826 LOH 15 , D 0826 LOH 17 , D 0826 LUH 12 , D 0826 LUH 13 , D 0836 LOH 02 , D 0836 LOH 03 ,

**853124-6**

49,10 x 10,00 x 136,50 x 30°

**883136-6**

16,04 x 10,00 x 65,00 | IN

**873115-6**

51,10 x 41,60 x 7,40 x 30° | IN

**K-10**

**883138-6**

15,75 x 10,00 x 60,00 | IN

**863123-6**

42,00 x 10,00 x 136,35 x 45°

**883137-6**

16,04 x 10,00 x 55,00 | EX

**873114-6**

44,00 x 35,00 x 8,10 x 45° | EX

**973101-6**

## 108,000 mm

2

D 0836 LOH 52 ,

**853138-6**

38,10 x 7,00 x 141,50 x 30°

**883146-6**

13,00 x 7,00 x 60,00 | IN | EX

**M-7**

**863139-6**

34,00 x 7,00 x 141,00 x 45°

## 120,000 mm

3

D 2066 LOH 03 , D 2066 LOH 04 ,

**853140-6**

40,10 x 9,00 x 160,50 x 30°

**883139-6**

15,03 x 9,00 x 66,50 | IN | EX

**873118-6**

42,05 x 32,30 x 8,05 x 30° | IN

**863141-6**

38,10 x 9,00 x 160,30 x 45°

**873119-6**

40,05 x 33,00 x 8,05 x 45° | EX

## 120,000 mm

4

D 2066 LUH 21 , D 2066 LUH 22 , D 2066 LUH 23 ,

**853140-6**

40,10 x 9,00 x 160,50 x 30°

**883139-6**

15,03 x 9,00 x 66,50 | IN | EX

**873118-6**

42,05 x 32,30 x 8,05 x 30° | IN

**863141-6**

38,10 x 9,00 x 160,30 x 45°

**873119-6**

40,05 x 33,00 x 8,05 x 45° | EX

**911002-8**

Ø 9,00

## 120,000 mm

5

D 2066 LUH 33 , D 2066 LUH 46 , D 2066 LUH 47 ,

**853140-6**

40,10 x 9,00 x 160,50 x 30°

**873118-6**

42,05 x 32,30 x 8,05 x 30° | IN

**863141-6**

38,10 x 9,00 x 160,30 x 45°

**873119-6**

40,05 x 33,00 x 8,05 x 45° | EX

**911002-8**

Ø 9,00

## 125,000 mm

6

BF 8 L 513-243 ,

**851574-6**

53,70 x 10,00 x 165,00 x 45°

**881584-6**

16,05 x 10,00 x 95,00 | IN

**K-10**

**861515-6**

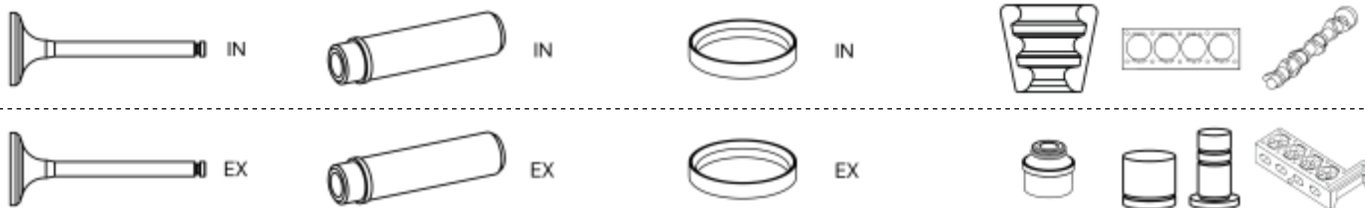
46,70 x 10,00 x 165,00 x 45°

**881590-6**

16,05 x 10,00 x 78,00 | EX

**861567-6**

46,70 x 10,00 x 165,30 x 45°



<b>125,000 mm</b>	<b>7</b>
-------------------	----------

OM 401.905 , OM 401.906 ,

<b>851043-6</b>	<b>881107-6</b>	<b>871062-6</b>	<b>L-12</b>	<b>901001-1</b>
58,90 x 12,00 x 142,50 x 30°	18,04 x 12,00 x 67,00   IN   EX	60,09 x 51,00 x 8,90 x 30°   IN		
<b>851060-6</b>		<b>871064-6</b>		<b>901002-1</b>
58,90 x 12,00 x 142,50 x 30°		60,11 x 52,20 x 8,40 x 30°   IN		
<b>861044-6</b>		<b>871061-6</b>	<b>911010-8</b>	
51,00 x 12,00 x 142,40 x 45°		53,09 x 43,00 x 9,65 x 45°   EX	Ø 12,00	
<b>861061-6</b>				
51,00 x 12,00 x 142,50 x 45°				
<b>861062-6</b>				
51,10 x 12,00 x 143,00 x 45°				

<b>125,000 mm</b>	<b>8</b>
-------------------	----------

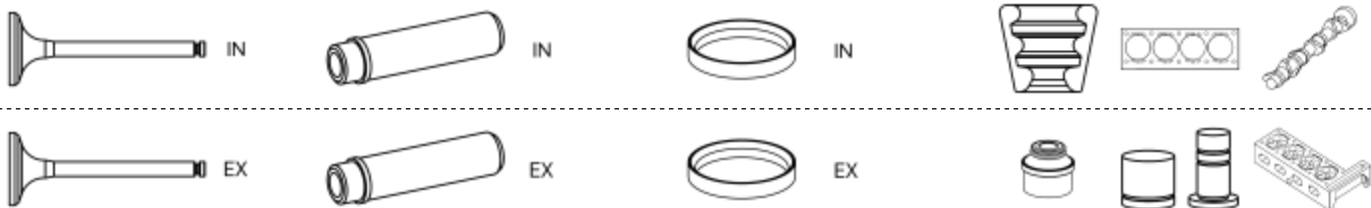
OM 402.905 , OM 402.907 , OM 402.910 , OM 402.911 , OM 403.905 , OM 403.919 , OM 403.933 ,

<b>851043-6</b>	<b>881090-6</b>	<b>871062-6</b>	<b>L-12</b>	<b>901001-1</b>
58,90 x 12,00 x 142,50 x 30°	18,00 x 12,00 x 67,00   IN   EX	60,09 x 51,00 x 8,90 x 30°   IN		
<b>851060-6</b>	<b>881107-6</b>	<b>871064-6</b>		<b>901002-1</b>
58,90 x 12,00 x 142,50 x 30°	18,04 x 12,00 x 67,00   IN   EX	60,11 x 52,20 x 8,40 x 30°   IN		
<b>861044-6</b>		<b>871061-6</b>	<b>911010-8</b>	
51,00 x 12,00 x 142,40 x 45°		53,09 x 43,00 x 9,65 x 45°   EX	Ø 12,00	
<b>861061-6</b>				
51,00 x 12,00 x 142,50 x 45°				
<b>861062-6</b>				
51,10 x 12,00 x 143,00 x 45°				

<b>125,000 mm</b>	<b>9</b>
-------------------	----------

OM 402.906 ,

<b>851043-6</b>	<b>881090-6</b>	<b>871062-6</b>	<b>L-12</b>	<b>901001-1</b>
58,90 x 12,00 x 142,50 x 30°	18,00 x 12,00 x 67,00   IN   EX	60,09 x 51,00 x 8,90 x 30°   IN		
<b>851060-6</b>	<b>881107-6</b>	<b>871064-6</b>		<b>901002-1</b>
58,90 x 12,00 x 142,50 x 30°	18,04 x 12,00 x 67,00   IN   EX	60,11 x 52,20 x 8,40 x 30°   IN		
<b>861044-6</b>		<b>871061-6</b>	<b>911010-8</b>	
51,00 x 12,00 x 142,40 x 45°		53,09 x 43,00 x 9,65 x 45°   EX	Ø 12,00	
<b>861061-6</b>				
51,00 x 12,00 x 142,50 x 45°				
<b>861062-6</b>				
51,10 x 12,00 x 143,00 x 45°				



<b>127,000 mm</b>	<b>10</b>
-------------------	-----------

DS 11.34 ,

<b>853908-6</b>	<b>883922-6</b>	<b>873929-6</b>	<b>903902-1</b>
54,00 x 11,00 x 162,50 x 30°	18,01 x 11,00 x 80,00   IN	56,03 x 47,50 x 7,65 x 30°   IN	
<b>853910-6</b>	<b>883924-6</b>	<b>873931-6</b>	
54,01 x 11,00 x 162,50 x 20°	18,01 x 11,00 x 80,00   IN	56,01 x 47,50 x 7,40 x 20°   IN	
<b>863909-6</b>	<b>883923-6</b>	<b>873930-6</b>	<b>973901-6</b>
45,00 x 11,00 x 162,50 x 45°	18,01 x 11,00 x 73,00   EX	52,00 x 40,00 x 10,00 x 45°   EX	
<b>863913-6</b>	<b>883925-6</b>	<b>873936-6</b>	
44,60 x 11,00 x 162,50 x 45°	18,01 x 11,00 x 73,00   EX	52,00 x 39,00 x 10,30 x 45°   EX	

<b>127,000 mm</b>	<b>11</b>
-------------------	-----------

DSC 11.18 ,

<b>853910-6</b>	<b>883910-6</b>	<b>873929-6</b>	<b>903902-1</b>
54,01 x 11,00 x 162,50 x 20°	18,01 x 11,00 x 75,20   IN	56,03 x 47,50 x 7,65 x 30°   IN	
	<b>883924-6</b>	<b>873931-6</b>	
	18,01 x 11,00 x 80,00   IN	56,01 x 47,50 x 7,40 x 20°   IN	
<b>863909-6</b>	<b>883909-6</b>	<b>873930-6</b>	
45,00 x 11,00 x 162,50 x 45°	18,01 x 11,00 x 68,00   EX	52,00 x 40,00 x 10,00 x 45°   EX	
<b>863913-6</b>	<b>883925-6</b>	<b>873936-6</b>	
44,60 x 11,00 x 162,50 x 45°	18,01 x 11,00 x 73,00   EX	52,00 x 39,00 x 10,30 x 45°   EX	

<b>127,000 mm</b>	<b>12</b>
-------------------	-----------

DSC 11.21 , DSC 11.22 ,

<b>853910-6</b>	<b>883910-6</b>	<b>873929-6</b>	<b>903902-1</b>
54,01 x 11,00 x 162,50 x 20°	18,01 x 11,00 x 75,20   IN	56,03 x 47,50 x 7,65 x 30°   IN	
	<b>883924-6</b>	<b>873931-6</b>	
	18,01 x 11,00 x 80,00   IN	56,01 x 47,50 x 7,40 x 20°   IN	
<b>863909-6</b>	<b>883909-6</b>	<b>873930-6</b>	<b>973901-6</b>
45,00 x 11,00 x 162,50 x 45°	18,01 x 11,00 x 68,00   EX	52,00 x 40,00 x 10,00 x 45°   EX	
<b>863913-6</b>	<b>883925-6</b>	<b>873936-6</b>	
44,60 x 11,00 x 162,50 x 45°	18,01 x 11,00 x 73,00   EX	52,00 x 39,00 x 10,30 x 45°   EX	

<b>128,000 mm</b>	<b>13</b>
-------------------	-----------

D 2865 LOH 02 , D 2865 LUH 02 ,

<b>853118-6</b>	<b>883130-6</b>	<b>873109-6</b>	<b>K-12</b>	<b>903101-1</b>
58,00 x 12,00 x 142,50 x 30°	18,03 x 12,00 x 64,00   IN   EX	61,11 x 49,00 x 8,90 x 30°   IN		
<b>863112-6</b>	<b>883141-6</b>	<b>873112-6</b>		
50,87 x 12,00 x 142,50 x 45°	18,03 x 12,00 x 56,00   EX	53,10 x 42,85 x 10,00 x 45°   EX		

<b>128,000 mm</b>	<b>14</b>
-------------------	-----------

D 2866 LOH 07 ,

<b>853118-6</b>	<b>883130-6</b>	<b>873122-6</b>	<b>K-12</b>	<b>903101-1</b>
58,00 x 12,00 x 142,50 x 30°	18,03 x 12,00 x 64,00   IN   EX	61,10 x 49,00 x 8,80 x 30°   IN		
<b>863112-6</b>	<b>883141-6</b>	<b>873112-6</b>		<b>973103-6</b>
50,87 x 12,00 x 142,50 x 45°	18,03 x 12,00 x 56,00   EX	53,10 x 42,85 x 10,00 x 45°   EX		





## 128,000 mm

15

D 2866 LUH 20 ,

<b>853118-6</b> 58,00 x 12,00 x 142,50 x 30°	<b>883130-6</b> 18,03 x 12,00 x 64,00   IN   EX	<b>K-12</b>	<b>903101-1</b>
---	--	-------------	-----------------

<b>863112-6</b> 50,87 x 12,00 x 142,50 x 45°	<b>883141-6</b> 18,03 x 12,00 x 56,00   EX	<b>873112-6</b> 53,10 x 42,85 x 10,00 x 45°   EX	<b>911010-8</b> Ø 12,00
---	---	---	----------------------------

## 128,000 mm

16

D 2866 LUH 21 , D 2866 LUH 22 , D 2876 LOH 01 ,

<b>853118-6</b> 58,00 x 12,00 x 142,50 x 30°	<b>883130-6</b> 18,03 x 12,00 x 64,00   IN   EX	<b>K-12</b>	<b>903101-1</b>
---	--	-------------	-----------------

<b>883144-6</b> 18,03 x 12,00 x 59,50   IN
---

<b>863112-6</b> 50,87 x 12,00 x 142,50 x 45°	<b>883141-6</b> 18,03 x 12,00 x 56,00   EX	<b>873112-6</b> 53,10 x 42,85 x 10,00 x 45°   EX	<b>911010-8</b> Ø 12,00
---	---	---	----------------------------

## 128,000 mm

17

D 2866 LOH 34 , D 2866 LUH 24 , D 2866 LUH 28 , D 2866 LUH 29 , D 2866 LUH 35 , D 2866 LUH 37 , D 2866 LUH 51 ,

<b>853128-6</b> 46,00 x 9,00 x 153,70 x 30°	<b>883139-6</b> 15,03 x 9,00 x 66,50   IN   EX	<b>873116-6</b> 48,10 x 38,10 x 7,96 x 30°   IN	<b>R-9</b>	<b>903101-1</b>
--	---	--	------------	-----------------

<b>853134-6</b> 46,05 x 9,00 x 153,70 x 30°
--

<b>863130-6</b> 46,00 x 9,00 x 153,65 x 45°	<b>873117-6</b> 48,10 x 40,10 x 7,96 x 45°   EX	<b>911002-8</b> Ø 9,00	<b>973103-6</b>
--	--	---------------------------	-----------------

<b>863135-6</b> 46,05 x 9,00 x 153,70 x 45°	<b>973104-6</b>
--	-----------------

## 128,000 mm

18

OM 422.951 , OM 422.952 ,

<b>851043-6</b> 58,90 x 12,00 x 142,50 x 30°	<b>881090-6</b> 18,00 x 12,00 x 67,00   IN   EX	<b>871062-6</b> 60,09 x 51,00 x 8,90 x 30°   IN	<b>L-12</b>	<b>901001-1</b>
---	--	--	-------------	-----------------

<b>851060-6</b> 58,90 x 12,00 x 142,50 x 30°	<b>881107-6</b> 18,04 x 12,00 x 67,00   IN   EX	<b>871064-6</b> 60,11 x 52,20 x 8,40 x 30°   IN	<b>901002-1</b>
---	--	--	-----------------

<b>861044-6</b> 51,00 x 12,00 x 142,40 x 45°	<b>871061-6</b> 53,09 x 43,00 x 9,65 x 45°   EX	<b>911010-8</b> Ø 12,00
---	--	----------------------------

<b>861061-6</b> 51,00 x 12,00 x 142,50 x 45°	<b>871063-6</b> 53,11 x 43,00 x 9,20 x 45°   EX
---	--

<b>861062-6</b> 51,10 x 12,00 x 143,00 x 45°
---

## 128,000 mm

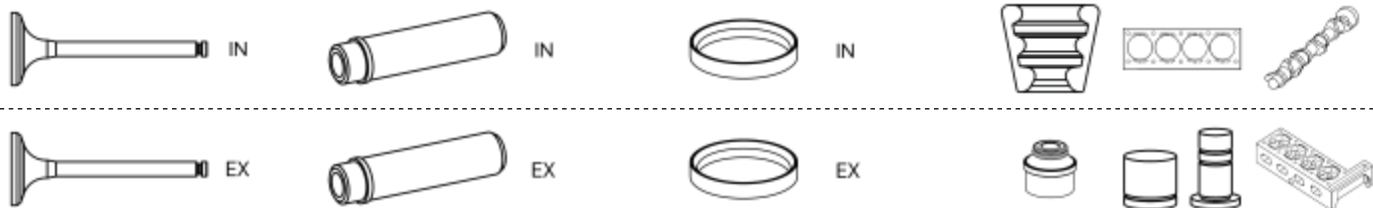
19

D 2865 LU 05 ,

<b>853118-6</b> 58,00 x 12,00 x 142,50 x 30°	<b>883130-6</b> 18,03 x 12,00 x 64,00   IN   EX	<b>873109-6</b> 61,11 x 49,00 x 8,90 x 30°   IN	<b>K-12</b>	<b>903101-1</b>
---	--	--	-------------	-----------------

<b>873110-6</b> 61,10 x 48,00 x 9,00 x 30°   IN
--

<b>863112-6</b> 50,87 x 12,00 x 142,50 x 45°	<b>883141-6</b> 18,03 x 12,00 x 56,00   EX
---	---



## 128,000 mm 20

D 2866 KOH/373 ,

<b>853118-6</b> 58,00 x 12,00 x 142,50 x 30°	<b>883130-6</b> 18,03 x 12,00 x 64,00   IN   EX	<b>873122-6</b> 61,10 x 49,00 x 8,80 x 30°   IN	<b>903101-1</b>
<b>863112-6</b> 50,87 x 12,00 x 142,50 x 45°	<b>883141-6</b> 18,03 x 12,00 x 56,00   EX		<b>973103-6</b>

## 128,000 mm 21

D 2866 LOH 03 , D 2866 LOH 06 , D 2866 LOH 20 ,

<b>853118-6</b> 58,00 x 12,00 x 142,50 x 30°	<b>883130-6</b> 18,03 x 12,00 x 64,00   IN   EX	<b>873109-6</b> 61,11 x 49,00 x 8,90 x 30°   IN	<b>K-12</b>	<b>903101-1</b>
		<b>873122-6</b> 61,10 x 49,00 x 8,80 x 30°   IN		
<b>863112-6</b> 50,87 x 12,00 x 142,50 x 45°	<b>883141-6</b> 18,03 x 12,00 x 56,00   EX	<b>873112-6</b> 53,10 x 42,85 x 10,00 x 45°   EX		

## 128,000 mm 22

D 2866 LOH 23 , D 2866 LOH 25 ,

<b>853118-6</b> 58,00 x 12,00 x 142,50 x 30°	<b>883130-6</b> 18,03 x 12,00 x 64,00   IN   EX		<b>K-12</b>	<b>903101-1</b>
	<b>883144-6</b> 18,03 x 12,00 x 59,50   IN			
<b>863112-6</b> 50,87 x 12,00 x 142,50 x 45°	<b>883141-6</b> 18,03 x 12,00 x 56,00   EX	<b>873112-6</b> 53,10 x 42,85 x 10,00 x 45°   EX		

## 128,000 mm 23

D 2866 LOH 27 , D 2866 LOH 28 , D 2866 LOH 29 , D 2866 LUH 25 , D 2866 LUH 30 , D 2876 LOH 02 , D 2876 LOH 03 ,

<b>853128-6</b> 46,00 x 9,00 x 153,70 x 30°	<b>883139-6</b> 15,03 x 9,00 x 66,50   IN   EX	<b>873116-6</b> 48,10 x 38,10 x 7,96 x 30°   IN	<b>R-9</b>	<b>903101-1</b>
<b>853134-6</b> 46,05 x 9,00 x 153,70 x 30°				
<b>863130-6</b> 46,00 x 9,00 x 153,65 x 45°		<b>873117-6</b> 48,10 x 40,10 x 7,96 x 45°   EX	<b>911002-8</b> Ø 9,00	
<b>863135-6</b> 46,05 x 9,00 x 153,70 x 45°				

## 128,000 mm 24

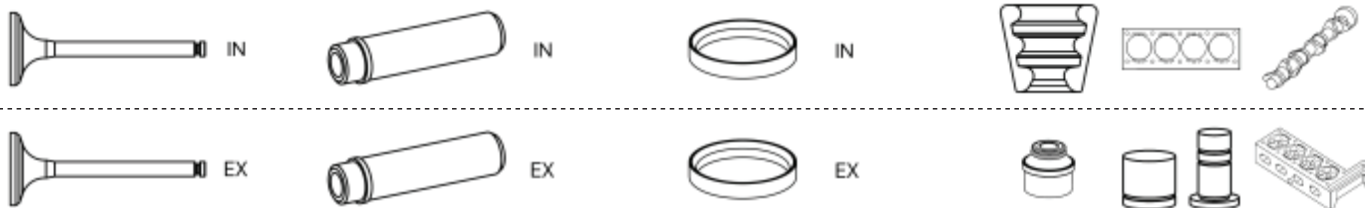
D 2866 TOH , D 2866 TUH ,

<b>853118-6</b> 58,00 x 12,00 x 142,50 x 30°	<b>883130-6</b> 18,03 x 12,00 x 64,00   IN   EX	<b>873122-6</b> 61,10 x 49,00 x 8,80 x 30°   IN	<b>K-12</b>	<b>903101-1</b>
<b>863112-6</b> 50,87 x 12,00 x 142,50 x 45°	<b>883141-6</b> 18,03 x 12,00 x 56,00   EX			<b>973103-6</b>

## 128,000 mm 25

D 2866 UH ,

<b>853118-6</b> 58,00 x 12,00 x 142,50 x 30°	<b>883130-6</b> 18,03 x 12,00 x 64,00   IN   EX	<b>873122-6</b> 61,10 x 49,00 x 8,80 x 30°   IN	<b>K-12</b>	<b>903101-1</b>
<b>863112-6</b> 50,87 x 12,00 x 142,50 x 45°	<b>883141-6</b> 18,03 x 12,00 x 56,00   EX	<b>873112-6</b> 53,10 x 42,85 x 10,00 x 45°   EX		



## 128,000 mm 26

D 2876 LOH 20 ,

**853136-6** **883139-6**

44,10 x 9,00 x 153,60 x 30° 15,03 x 9,00 x 66,50 | IN | EX

**863137-6** **911002-8**  
41,10 x 9,00 x 153,60 x 45° Ø 9,00

## 128,000 mm 27

D 2876 LOH 21 ,

**853136-6** **883139-6** **873123-6**

44,10 x 9,00 x 153,60 x 30° 15,03 x 9,00 x 66,50 | IN | EX 46,10 x 37,20 x 7,80 x 30° | IN

**863137-6** **873124-6** **911002-8**  
41,10 x 9,00 x 153,60 x 45° 44,10 x 36,00 x 7,80 x 45° | EX Ø 9,00

## 128,000 mm 28

DV15TIS ,

**903101-1**

## 128,000 mm 29

OM 422.905 , OM 422.906 , OM 422.907 , OM 422.909 , OM 422.912 ,

**851043-6** **881090-6** **871062-6** **L-12** **901001-1**

58,90 x 12,00 x 142,50 x 30° 18,00 x 12,00 x 67,00 | IN | EX 60,09 x 51,00 x 8,90 x 30° | IN

**851060-6** **881107-6** **871064-6** **901002-1**

58,90 x 12,00 x 142,50 x 30° 18,04 x 12,00 x 67,00 | IN | EX 60,11 x 52,20 x 8,40 x 30° | IN

**861044-6** **871061-6** **911010-8**  
51,00 x 12,00 x 142,40 x 45° 53,09 x 43,00 x 9,65 x 45° | EX Ø 12,00

**861061-6**

51,00 x 12,00 x 142,50 x 45°

**861062-6**

51,10 x 12,00 x 143,00 x 45°

## 128,000 mm 30

OM 441.980 , OM 441.997 , OM 442.998 ,

**851060-6** **881107-6** **L-12** **901001-1**

58,90 x 12,00 x 142,50 x 30° 18,04 x 12,00 x 67,00 | IN | EX

**901002-1**

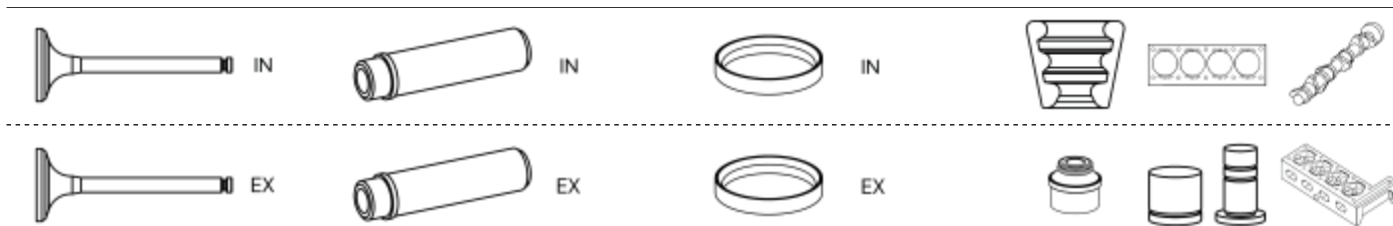
**861061-6** **871063-6** **911010-8**

51,00 x 12,00 x 142,50 x 45° 53,11 x 43,00 x 9,20 x 45° | EX Ø 12,00

**861062-6**

51,10 x 12,00 x 143,00 x 45°

# NEOPLAN



## 128,000 mm 31

OM 442.979 ,

**881107-6**

18,04 x 12,00 x 67,00 | IN | EX

**901001-1**

**901002-1**

## 130,000 mm 32

DKFL 1160 ,

**851304-6**

54,90 x 11,00 x 152,00 x 30°

**881312-6**

17,50 x 11,00 x 70,10 | IN | EX

**861306-6**

47,70 x 11,00 x 150,10 x 30°

## 130,000 mm 33

OM 442.913 ,

**881107-6**

18,04 x 12,00 x 67,00 | IN | EX

**901001-1**

**901002-1**

## 130,000 mm 34

OM 442.920 , OM 442.925 ,

**851060-6**

58,90 x 12,00 x 142,50 x 30°

**881107-6**

18,04 x 12,00 x 67,00 | IN | EX

**871062-6**

60,09 x 51,00 x 8,90 x 30° | IN

**L-12**

**901001-1**

**871064-6**

60,11 x 52,20 x 8,40 x 30° | IN

**901002-1**

**861061-6**

51,00 x 12,00 x 142,50 x 45°

**871061-6**

53,09 x 43,00 x 9,65 x 45° | EX

**911010-8**

Ø 12,00

**861062-6**

51,10 x 12,00 x 143,00 x 45°

## 130,000 mm 35

OM 542.925 ,

**851069-6**

45,60 x 9,00 x 144,85 x 30°

**881069-6**

15,03 x 9,00 x 61,00 | IN | EX

**901007-1**

**851071-6**

45,50 x 9,00 x 145,00 x 30°

**901009-1**

**861072-6**

41,10 x 9,00 x 144,85 x 45°

**871070-6**

21,00 x 14,40 x 5,50 x 45° | EX

**911002-8**

Ø 9,00

**861077-5**

17,00 x 8,00 x 86,85 x 45°

**861200-6**

42,20 x 9,00 x 144,80 x 35°



## 130,000 mm

36

WS 268 G ,

**851307-6**

54,90 x 11,00 x 175,00 x 30°

**881315-6**

17,56 x 11,00 x 75,00 | IN | EX

**861308-6**

50,00 x 11,00 x 175,00 x 30°

**861310-6**

50,00 x 11,00 x 175,30 x 30°

## 130,000 mm

37

WS 295 G ,

**851307-6**

54,90 x 11,00 x 175,00 x 30°

**881315-6**

17,56 x 11,00 x 75,00 | IN | EX

**851311-6**






45,60 x 9,00 x 163,50 x 30°

**861308-6**








50,00 x 11,00 x 175,00 x 30°

**861310-6**






50,00 x 11,00 x 175,30 x 30°

			<b>ccm</b>		<b>kW</b>		<b>1 POS</b>
100NX (B13) 1.6 SR	GA16DE	04.91 - 08.95	1597	B	75 kW	1026	8
100NX (B13) 1.6	GA16DE	09.90 - 10.95	1597	B	82 kW	1026	8
100NX (B13) 1.6	GA16DS	03.90 - 10.94	1597	B	66 kW	1026	8
100NX (B13) 1.6	GA16DS	05.92 - 07.94	1597	B	70 kW	1026	8
ALMERA I (N15) 1.4 GX,LX	GA14DE	09.95 - 07.00	1392	B	55 kW	1025	5
ALMERA I (N15) 1.4	GA14DE	09.95 - 07.00	1392	B	64 kW	1025	5
ALMERA I (N15) 1.6 SLX	GA16DE	09.95 - 07.00	1597	B	66 kW	1026	8
ALMERA I (N15) 1.6	GA16DE	09.95 - 07.00	1597	B	73 kW	1026	8
ALMERA I (N15) 1.6	GA16DE	07.95 - 03.00	1597	B	75 kW	1026	8
ALMERA I (N15) 1.6	GA16DE	09.95 - 07.00	1597	B	86 kW	1026	8
ALMERA I (N15) 1.6	GA16DE	07.95 - 07.00	1597	B	81 kW	1026	8
ALMERA I Hatchback (N15) 1.4 S, GX, LX	GA14DE	09.95 - 03.00	1392	B	55 kW	1025	5
ALMERA I Hatchback (N15) 1.4	GA14DE	09.95 - 03.00	1392	B	64 kW	1025	5
ALMERA I Hatchback (N15) 1.6 SR, SLX	GA16DE	09.95 - 03.00	1597	B	66 kW	1026	8
ALMERA I Hatchback (N15) 1.6	GA16DE	09.95 - 03.00	1597	B	73 kW	1026	8
ALMERA I Hatchback (N15) 1.6	GA16DE	09.95 - 07.00	1597	B	86 kW	1026	8
ALMERA II (N16) 1.5 dCi	K9K 722	01.03 - 09.06	1461	D	60 kW	1026	13
ALMERA II (N16) 1.5	QG15DE	07.00 - 11.06	1498	B	66 kW	1025	5
ALMERA II (N16) 1.5	QG15DE	10.02 - 09.06	1498	B	72 kW	1025	5
ALMERA II (N16) 1.5	QG15DE	07.00	1498	B	77 kW	1025	5
ALMERA II (N16) 2.2 Di	YD2DDT	07.00 - 04.03	2184	D	81 kW	1030	36
ALMERA II (N16) 2.2 dCi	YD2DDT	09.02 - 05.07	2184	D	82 kW	1030	36
ALMERA II (N16) 2.2 dCi	YD2DDTi	09.03 - 09.06	2184	D	100 kW	1030	36
ALMERA II Hatchback (N16) 1.5 XL	QG15DE	03.01	1498	B	77 kW	1025	5
ALMERA II Hatchback (N16) 1.5 dCi	K9K 722	01.03 - 09.06	1461	D	60 kW	1026	13
ALMERA II Hatchback (N16) 1.5	QG15DE	03.00 - 11.06	1498	B	66 kW	1025	5
ALMERA II Hatchback (N16) 1.5	QG15DE	10.02 - 09.06	1498	B	72 kW	1025	5
ALMERA II Hatchback (N16) 1.6	GA16DE	07.00 - 02.03	1597	B	83 kW	1026	8
ALMERA II Hatchback (N16) 2.2 Di	YD2DDT	03.00 - 04.03	2184	D	81 kW	1030	36
ALMERA II Hatchback (N16) 2.2 dCi	YD2DDT	09.03 - 09.06	2184	D	82 kW	1030	36
ALMERA II Hatchback (N16) 2.2 dCi	YD2DDTi	09.03 - 09.06	2184	D	100 kW	1030	36
ALMERA TINO (V10) 2.2 dCi	YD2DDTi	08.00 - 02.06	2184	D	84 kW	1030	36
ALMERA TINO (V10) 2.2 dCi	YD2DDTi	09.03 - 02.06	2184	D	82 kW	1030	36
ALMERA TINO (V10) 2.2 dCi	YD2DDTi	09.03 - 02.06	2184	D	100 kW	1030	36
ALMERA TINO (V10) 2.2 dCi	YD2DDTi	08.00 - 02.06	2184	D	110 kW	1030	36
APRIO 1.6	K4M	07.08 - 12.10	1598	B	76 kW	1027	16
APRIO 1.6	K7M 710	10.09	1598	B	64 kW	1027	15
BASSARA (JU30) 2.5 DCi (JVU30)	YD25DDTi	11.99 - 08.03	2488	D	110 kW	1030	40
BLUEBIRD (U13, U14) 1.6	GA16DS	09.91 - 12.95	1597	B	71 kW	1026	8
BLUEBIRD SYLPHY I (G10, N16) 1.5	QG15DE	08.00 - 08.05	1498	B	77 kW	1025	5
BLUEBIRD SYLPHY II (G11) 1.6 (G15)	K4M	12.12	1598	B	75 kW	1027	16
CABSTAR (F24M, F24W) 28.11 DCI, 32.11 DCI, 35.11 DCI 2.5 (F24M)	YD25DDTi	09.06 - 12.13	2488	D	81 kW	1030	40
CABSTAR (F24M, F24W) 28.12 DCI, 32.12 DCI, 34.12 DCI, 35.12 DCI 2.5 (F24M)	YD25DDTi	09.06 - 12.13	2488	D	90 kW	1030	40
CABSTAR (F24M, F24W) 34.110 DCI 2.5 (F24M)	YD25DDTi	01.07 - 04.12	2488	D	82 kW	1030	40
CABSTAR (F24M, F24W) 35.13 DCI, 45.13 DCI 2.5 (F24M)	YD25DDTi	09.06 - 12.13	2488	D	96 kW	1030	40
CABSTAR (F24M, F24W) 35.14 DCI, 45.14 DCI 2.5 (F24M)	YD25DDTi	09.06 - 12.13	2488	D	100 kW	1030	40
CHERRY IV Schrägheck (N13) 1.8 Efi	18LE	07.87 - 09.91	1796	B	79 kW	1029	32
CHERRY IV Stufenheck (N13) 1.8 Vector Efi	18LE	06.89 - 09.91	1796	B	79 kW	1029	32
CUBE (Z12) 1.5 dCi	K9K 270	03.10	1461	D	81 kW	1026	10
CUBE (Z12) 1.5 dCi	K9K 270	10.09	1461	D	78 kW	1026	10
CUBE (Z12) 1.5 dCi	K9K	03.10	1461	D	81 kW	1026	9
CUBE (Z12) 1.5 dCi	K9K	10.09	1461	D	78 kW	1026	9
INTERSTAR Bus (X70) dCi 90	G9T 722	07.02 - 08.06	2188	D	66 kW	1030	37
INTERSTAR Bus (X70) dCi 100	G9U 650	04.06 - 03.11	2463	D	74 kW	1030	39
INTERSTAR Bus (X70) dCi 100	G9U 720	11.03 - 03.06	2463	D	73 kW	1030	39
INTERSTAR Bus (X70) dCi 100	G9U 750	11.03 - 03.06	2463	D	73 kW	1030	39
INTERSTAR Bus (X70) dCi 115	G9U 720	04.02 - 08.06	2463	D	84 kW	1030	39
INTERSTAR Bus (X70) dCi 115	G9U 720	04.02 - 08.06	2463	D	84 kW	1030	39
INTERSTAR Bus (X70) dCi 115	G9U 720	04.02 - 08.06	2463	D	84 kW	1030	39
INTERSTAR Bus (X70) dCi 115	G9U 750	04.02 - 08.06	2463	D	84 kW	1030	39
INTERSTAR Bus (X70) dCi 115	G9U 754	04.02 - 08.06	2463	D	84 kW	1030	39
INTERSTAR Bus (X70) dCi 120	G9U 650	09.06 - 03.11	2463	D	88 kW	1030	39










							
INTERSTAR Bus (X70) dCi 150	G9U 632	09.06 - 03.11	2463	D	107 kW	1030	39
INTERSTAR Bus (X70) dCi 80	F9Q 772	04.02 - 08.06	1870	D	60 kW	1027	21
INTERSTAR Bus (X70) dCi 80	F9Q 774	04.02 - 08.06	1870	D	60 kW	1027	21
INTERSTAR Kasten (X62B) dCi 130 RWD	M9T 710	11.21	2299	D	96 kW	1029	34
INTERSTAR Kasten (X62B) dCi 145 RWD	M9T 710	11.21	2299	D	107 kW	1029	34
INTERSTAR Kasten (X62B) dCi 165 RWD	M9T 710	11.21	2299	D	120 kW	1029	34
INTERSTAR Kasten (X70) dCi 90	G9T 722	07.02	2188	D	66 kW	1030	37
INTERSTAR Kasten (X70) dCi 100	G9U 720	11.03 - 03.06	2463	D	73 kW	1030	39
INTERSTAR Kasten (X70) dCi 100	G9U 720	04.06	2463	D	74 kW	1030	39
INTERSTAR Kasten (X70) dCi 100	G9U 754	11.03 - 03.06	2463	D	73 kW	1030	39
INTERSTAR Kasten (X70) dCi 100	G9U 754	04.06	2463	D	74 kW	1030	39
INTERSTAR Kasten (X70) dCi 115	G9U 720	04.02	2463	D	84 kW	1030	39
INTERSTAR Kasten (X70) dCi 115	G9U 724	04.02	2463	D	84 kW	1030	39
INTERSTAR Kasten (X70) dCi 115	G9U 750	04.02	2463	D	84 kW	1030	39
INTERSTAR Kasten (X70) dCi 115	G9U 754	04.02	2463	D	84 kW	1030	39
INTERSTAR Kasten (X70) dCi 120	G9U 650	09.06	2463	D	88 kW	1030	39
INTERSTAR Kasten (X70) dCi 150	G9U 632	09.06	2463	D	107 kW	1030	39
INTERSTAR Kasten (X70) dCi 80	F9Q 772	04.02 - 08.06	1870	D	60 kW	1027	21
INTERSTAR Kasten (X70) dCi 80	F9Q 774	04.02 - 08.06	1870	D	60 kW	1027	21
INTERSTAR Pritsche/Fahrgestell (X62B) dCi 130 RWD	M9T 710	11.21	2299	D	96 kW	1029	34
INTERSTAR Pritsche/Fahrgestell (X62B) dCi 145 RWD	M9T 710	11.21	2299	D	107 kW	1029	34
INTERSTAR Pritsche/Fahrgestell (X62B) dCi 145	M9T 706	11.21	2299	D	107 kW	1029	33
INTERSTAR Pritsche/Fahrgestell (X62B) dCi 165 RWD	M9T 710	11.21	2299	D	120 kW	1029	34
INTERSTAR Pritsche/Fahrgestell (X70) dCi 100	G9U 720	02.04	2463	D	73 kW	1030	39
INTERSTAR Pritsche/Fahrgestell (X70) dCi 100	G9U 754	02.04	2463	D	73 kW	1030	39
INTERSTAR Pritsche/Fahrgestell (X70) dCi 115	G9U 720	08.03	2463	D	84 kW	1030	39
INTERSTAR Pritsche/Fahrgestell (X70) dCi 115	G9U 724	08.03	2463	D	84 kW	1030	39
INTERSTAR Pritsche/Fahrgestell (X70) dCi 115	G9U 750	08.03	2463	D	84 kW	1030	39
INTERSTAR Pritsche/Fahrgestell (X70) dCi 115	G9U 754	08.03	2463	D	84 kW	1030	39
INTERSTAR Pritsche/Fahrgestell (X70) dCi 120	G9U 650	08.06	2463	D	88 kW	1030	39
INTERSTAR Pritsche/Fahrgestell (X70) dCi 150	G9U 632	08.06	2463	D	107 kW	1030	39
JUKE (F15) 1.2 DIG-T	HR12DDT	05.14	1197	B	85 kW	1025	4
JUKE (F15) 1.2 DIG-T	HRA2DDT	05.14	1197	B	85 kW	1025	4
JUKE (F15) 1.5 dCi	K9K 410	06.10	1461	D	81 kW	1026	11
JUKE (F15) 1.5 dCi	K9K 636	06.10	1461	D	81 kW	1026	11
JUKE (F15) 1.5 dCi	K9K 646	06.10	1461	D	81 kW	1026	11
JUKE (F15) 1.5 dCi	K9K 896	06.10	1461	D	81 kW	1026	11
JUKE Van (F15) dCi	K9K 636	06.10	1461	D	81 kW	1026	11
KICKS (P16) 1.5 D	K9K	01.19 - 05.20	1461	D	81 kW	1026	9
KUBISTAR Kasten (X76) 1.2 16V	D4F 712	04.06	1149	B	55 kW	1025	1
KUBISTAR Kasten (X76) 1.2	D7F 764	08.03	1149	B	44 kW	1025	2
KUBISTAR Kasten (X76) 1.4	K7J 700	08.03 - 10.09	1390	B	55 kW	1025	7
KUBISTAR Kasten (X76) 1.5 dCi 70	K9K 700	09.05 - 10.09	1461	D	50 kW	1026	13
KUBISTAR Kasten (X76) 1.5 dCi 70	K9K 716	09.05 - 10.09	1461	D	50 kW	1026	11
KUBISTAR Kasten (X76) 1.5 dCi	K9K 704	08.03	1461	D	48 kW	1026	13
KUBISTAR Kasten (X76) 1.5 dCi	K9K 710	08.05 - 10.09	1461	D	45 kW	1026	13
KUBISTAR Kasten (X76) 1.5 dCi	K9K 710	08.03 - 10.09	1461	D	42 kW	1026	13
KUBISTAR Kasten (X76) 1.5 dCi	K9K 714	08.05 - 10.09	1461	D	45 kW	1026	11
KUBISTAR Kasten (X76) 1.5 dCi	K9K 714	08.03 - 10.09	1461	D	42 kW	1026	11
KUBISTAR Kasten (X76) 1.5 dCi	K9K 722	08.03 - 10.09	1461	D	60 kW	1026	13
KUBISTAR Kasten (X76) 1.6 16V	K4M 752	08.03 - 10.09	1598	B	70 kW	1027	18
KUBISTAR Kasten (X76) dCi 85	K9K 276	04.06 - 10.09	1461	D	62 kW	1026	11
KUBISTAR Kasten (X76) dCi 85	K9K 718	04.06 - 10.09	1461	D	62 kW	1026	11
LIVINA / GRAND LIVINA (L10, L11) 1.6 Flex	K4M	03.09 - 12.14	1598	B/E	79 kW	1027	16
LUCINO Schrägheck (N14) 1.4	GA14DE	09.91 - 10.95	1392	B	64 kW	1025	5
LUCINO Schrägheck (N14) 1.6	GA16DE	10.92 - 10.95	1597	B	75 kW	1026	8
LUCINO Schrägheck (N14) 1.6	GA16DS	09.91 - 10.92	1597	B	66 kW	1026	8
LUCINO Schrägheck (N15) 1.4	GA14DE	11.95 - 01.00	1392	B	64 kW	1025	5
LUCINO Schrägheck (N15) 1.6	GA16DE	11.95 - 01.00	1597	B	73 kW	1026	8
LUCINO Stufenheck (B14) 1.4	GA14DE	11.95 - 01.00	1392	B	64 kW	1025	5
LUCINO Stufenheck (B14) 1.6	GA16DE	11.95 - 01.00	1597	B	73 kW	1026	8
LUCINO Stufenheck (B14) 1.6	GA16DE	09.94 - 12.99	1597	B	86 kW	1026	8








			<b>ccm</b>		<b>kw</b>		<b>1 POS</b>
MICRA II (K11) 1.5 D	TD15	02.98 - 02.03	1527	D	42 kW	1026	14
MICRA III (K12) 1.5 dCi	K9K 276	06.05 - 06.10	1461	D	63 kW	1026	11
MICRA III (K12) 1.5 dCi	K9K 704	01.03 - 06.10	1461	D	48 kW	1026	13
MICRA III (K12) 1.5 dCi	K9K 708	06.05 - 06.10	1461	D	50 kW	1026	11
MICRA III (K12) 1.5 dCi	K9K 722	09.03 - 06.10	1461	D	60 kW	1026	13
MICRA IV (K13K) 1.5 D	K9K 700	11.10 - 05.20	1461	D	47 kW	1026	13
MICRA IV (K13K) 1.5 D	K9K 704	11.10 - 05.20	1461	D	47 kW	1026	13
MICRA IV (K13K) 1.5 D	K9K	01.11 - 09.15	1461	D	73 kW	1026	9
MICRA IV (K13KK) 1.5 D	K9K	10.15	1461	D	47 kW	1026	9
MICRA V (K14) 0.9 IG-T	H4B 408	12.16	898	B	66 kW	1025	4
MICRA V (K14) 0.9 IG-T	HR09DET	12.16	898	B	66 kW	1025	4
MICRA V (K14) 0.9 LPG	HR09DET	03.19	898	B/G	64 kW	1025	4
MICRA V (K14) 1.5 DCI	K9K 628	12.16	1461	D	66 kW	1026	11
MURANO II (Z51) 2.5 dCi 4x4	YD25DDTi	01.10 - 09.14	2488	D	140 kW	1030	40
MURANO II VAN (Z51) 2.5 dCi 4x4	YD25DDTi	03.13 - 09.14	2488	D	140 kW	1030	40
NAVARA (D22_) 2.5 D 4x4	YD25DDTi	01.99	2488	D	98 kW	1030	40
NAVARA (D22_) 2.5 D 4x4	YD25DDTi	01.08	2488	D	96 kW	1030	40
NAVARA (D22_) 2.5 D	YD25DDTi	01.97	2488	D	98 kW	1030	40
NAVARA Pritsche/Fahrgestell (D22) 2.5 Di 4WD	YD25DDTi	02.02	2488	D	98 kW	1030	40
NAVARA Pritsche/Fahrgestell (D22) 2.5 Di 4WD	YD25DDTi	06.14	2488	D	96 kW	1030	40
NAVARA Pritsche/Fahrgestell (D22) 2.5 Di	YD25DDTi	02.02	2488	D	98 kW	1030	40
NAVARA Pritsche/Fahrgestell (D22) 2.5 Di	YD25DDTi	06.14	2488	D	96 kW	1030	40
NAVARA Pritsche/Fahrgestell (D23) 2.5 DDTi	YD25DDTi	01.15	2488	D	120 kW	1030	40
NAVARA Pritsche/Fahrgestell (D23) 2.5 dCi	YD25DDTi	11.17	2488	D	118 kW	1030	40
NOTE (E11, NE11) 1.5 dCi	K9K 276	09.10 - 06.12	1461	D	66 kW	1026	11
NOTE (E11, NE11) 1.5 dCi	K9K 276	03.06 - 06.12	1461	D	63 kW	1026	11
NOTE (E11, NE11) 1.5 dCi	K9K 288	07.08 - 06.12	1461	D	76 kW	1026	12
NOTE (E11, NE11) 1.5 dCi	K9K 292	07.08 - 06.12	1461	D	76 kW	1026	11
NOTE (E11, NE11) 1.5 dCi	K9K 400	09.10 - 06.12	1461	D	66 kW	1026	11
NOTE (E11, NE11) 1.5 dCi	K9K 400	03.06 - 06.12	1461	D	63 kW	1026	11
NOTE (E11, NE11) 1.5 dCi	K9K 700	03.06 - 06.12	1461	D	50 kW	1026	13
NOTE (E12) 1.5 dCi	K9K 608	06.13	1461	D	66 kW	1026	11
NOTE (E12) 1.5 dCi	K9K 892	06.13	1461	D	66 kW	1026	11
NOTE VAN (E11) 1.5 dCi	K9K 276	01.11 - 09.12	1461	D	63 kW	1026	11
NP200 1.5 dCi	K9K 796	10.08	1461	D	63 kW	1026	11
NP200 1.6	K4M	10.08	1598	B	77 kW	1027	16
NP200 1.6	K7M 710	10.08	1598	B	64 kW	1027	15
NP300 NAVARA (D40) 2.5 D 4WD	YD25DDTi	11.06	2488	D	98 kW	1030	40
NP300 NAVARA (D40) 2.5 D	YD25DDTi	09.08	2488	D	98 kW	1030	40
NP300 NAVARA (D40) 2.5 dCi 4WD (D40TT, D40T, D40M, D40BB)	YD25DDTi	12.09	2488	D	140 kW	1030	40
NP300 NAVARA (D40) 2.5 dCi 4WD	YD25DDTi	07.05	2488	D	128 kW	1030	40
NP300 NAVARA (D40) 2.5 dCi 4WD	YD25DDTi	10.06	2488	D	126 kW	1030	40
NP300 NAVARA (D40) 2.5 dCi 4WD	YD25DDTi	01.07	2488	D	106 kW	1030	40
NP300 NAVARA (D40) 2.5 dCi 4WD	YD25DDTi	11.12	2488	D	104 kW	1030	40
NP300 NAVARA (D40) 2.5 dCi 4x4	YD25DDTi	02.12 - 12.16	2488	D	120 kW	1030	40
NP300 NAVARA (D40) 2.5 dCi	YD25DDTi	07.05	2488	D	106 kW	1030	40
NP300 NAVARA (D40) 2.5 dCi	YD25DDTi	12.05	2488	D	128 kW	1030	40
NP300 NAVARA (D40) 2.5 dCi	YD25DDTi	10.06	2488	D	120 kW	1030	40
NP300 NAVARA (D40) 2.5 dCi	YD25DDTi	11.12	2488	D	104 kW	1030	40
NP300 NAVARA Pick-up (D23, D23T) 2.5 DCI	YD25DDTi	09.20	2488	D	124 kW	1030	40
NP300 NAVARA Pick-up (D23, D23T) 2.5 dCi 4x4	YD25DDTi	07.14	2488	D	120 kW	1030	40
NP300 NAVARA Pick-up (D23, D23T) 2.5 dCi 4x4	YD25DDTi	07.14	2488	D	140 kW	1030	40
NP300 NAVARA Pick-up (D23, D23T) 2.5 dCi AWD	YD25DDTi	09.20	2488	D	124 kW	1030	40
NP300 NAVARA Pick-up (D23, D23T) 2.5 dCi	YD25DDTi	07.14	2488	D	120 kW	1030	40
NP300 NAVARA Pick-up (D23, D23T) 2.5 dCi	YD25DDTi	07.14	2488	D	140 kW	1030	40
NP300 NAVARA Pritsche/Fahrgestell (D40) 2.5 dCi 4WD	YD25DDTi	08.08	2488	D	126 kW	1030	40
NP300 NAVARA Pritsche/Fahrgestell (D40) 2.5 dCi 4WD	YD25DDTi	07.08	2488	D	106 kW	1030	40
NP300 NAVARA Pritsche/Fahrgestell (D40) 2.5 dCi	YD25DDTi	03.10	2488	D	140 kW	1030	40
NP300 NAVARA Pritsche/Fahrgestell (D40) 2.5 dCi	YD25DDTi	08.08 - 12.15	2488	D	106 kW	1030	40
NP300 PICKUP (D22) 2.5 dCi 4x4	YD25DDTi	04.08	2488	D	98 kW	1030	40
NP300 PICKUP (D22) 2.5 dCi	YD25DDTi	04.08	2488	D	98 kW	1030	40
NV (Y10) 1.6	GA16DS	10.90 - 04.99	1597	B	66 kW	1026	8

















							
NV200 / EVALIA Bus 1.5 dCi 110 (M20, M20M)	K9K 636	04.11	1461	D	81 kW	1026	11
NV200 / EVALIA Bus 1.5 dCi 110 (M20, M20M)	K9K 646	04.11	1461	D	81 kW	1026	11
NV200 / EVALIA Bus 1.5 dCi 85 (M20, M20M, M20K, M20KK)	K9K 400	07.10	1461	D	63 kW	1026	11
NV200 / EVALIA Bus 1.5 dCi 85 (M20, M20M, M20K, M20KK)	K9K 608	07.10	1461	D	63 kW	1026	11
NV200 / EVALIA Bus 1.5 dCi 85 (M20, M20M, M20K, M20KK)	K9K 628	07.10	1461	D	63 kW	1026	11
NV200 / EVALIA Bus 1.5 dCi 90 (M20, M20M)	K9K 892	04.11	1461	D	66 kW	1026	11
NV200 Kasten 1.5 dCi 110 (M20, M20M)	K9K 636	04.11	1461	D	81 kW	1026	11
NV200 Kasten 1.5 dCi 110 (M20, M20M)	K9K 646	04.11	1461	D	81 kW	1026	11
NV200 Kasten 1.5 dCi 85 (M20, M20M)	K9K 400	02.10	1461	D	63 kW	1026	11
NV200 Kasten 1.5 dCi 85 (M20, M20M)	K9K 608	02.10	1461	D	63 kW	1026	11
NV200 Kasten 1.5 dCi 85 (M20, M20M)	K9K 628	02.10	1461	D	63 kW	1026	11
NV200 Kasten 1.5 dCi 90 (M20, M20M)	K9K 892	04.11	1461	D	66 kW	1026	11
NV250 Bus (X61) dCi 115	K9K 872	07.19	1461	D	85 kW	1026	11
NV250 Bus (X61) dCi 80	K9K 872	07.19	1461	D	59 kW	1026	11
NV250 Bus (X61) dCi 95	K9K 872	07.19	1461	D	70 kW	1026	11
NV250 Kasten (X61) dCi 115	K9K 872	07.19	1461	D	85 kW	1026	11
NV250 Kasten (X61) dCi 80	K9K 872	07.19	1461	D	59 kW	1026	11
NV250 Kasten (X61) dCi 95	K9K 872	07.19	1461	D	70 kW	1026	11
NV300 Kasten (X82) 1.6 dci 120	R9M 413	09.16	1598	D	89 kW	1028	23
NV300 Kasten (X82) 1.6 dci 120	R9M	09.16	1598	D	89 kW	1028	22
NV300 Kasten (X82) 1.6 dci 125	R9M 452	09.16	1598	D	92 kW	1028	23
NV300 Kasten (X82) 1.6 dci 125	R9M	09.16	1598	D	92 kW	1028	22
NV300 Kasten (X82) 1.6 dci 145	R9M 452	09.16	1598	D	107 kW	1028	23
NV300 Kasten (X82) 1.6 dci 145	R9M	09.16	1598	D	107 kW	1028	22
NV300 Kasten (X82) 1.6 dci 95	R9M 413	09.16	1598	D	70 kW	1028	23
NV300 Kasten (X82) 1.6 dci 95	R9M 415	09.16	1598	D	70 kW	1028	24
NV300 Kasten (X82) 1.6 dci 95	R9M	09.16	1598	D	70 kW	1028	22
NV300 Kombi (X82) 1.6 dCi 125	R9M 452	09.16	1598	D	92 kW	1028	23
NV300 Kombi (X82) 1.6 dCi 125	R9M	09.16	1598	D	92 kW	1028	22
NV300 Kombi (X82) 1.6 dCi 145	R9M 452	09.16	1598	D	107 kW	1028	23
NV300 Kombi (X82) 1.6 dCi 145	R9M	09.16	1598	D	107 kW	1028	22
NV300 Kombi (X82) 1.6 dci 120	R9M 413	09.16	1598	D	89 kW	1028	23
NV300 Kombi (X82) 1.6 dci 95	R9M 413	09.16	1598	D	70 kW	1028	23
NV300 Kombi (X82) 1.6 dci 95	R9M	09.16	1598	D	70 kW	1028	22
NV300 Pritsche/Fahrgestell (X82) 1.6 dci 125	R9M 452	09.16	1598	D	92 kW	1028	23
NV300 Pritsche/Fahrgestell (X82) 1.6 dci 145	R9M 452	09.16	1598	D	107 kW	1028	23
NV350 / CARAVAN Bus (E26) 2.5 dCi 4WD	YD25DDTi	05.12	2488	D	95 kW	1030	40
NV350 / CARAVAN Bus (E26) 2.5 dCi	YD25DDTi	09.13	2488	D	93 kW	1030	40
NV350 / CARAVAN Bus (E26) 2.5 dCi	YD25DDTi	05.12	2488	D	95 kW	1030	40
NV350 Kasten (E26) 2.5 dCi 4WD	YD25DDTi	06.12	2488	D	95 kW	1030	40
NV350 Kasten (E26) 2.5 dCi	YD25DDTi	06.12	2488	D	95 kW	1030	40
NV400 Bus (X62, X62B) dCi 100	M9T 670	11.11 - 09.16	2299	D	74 kW	1029	33
NV400 Bus (X62, X62B) dCi 100	M9T 672	11.11 - 09.16	2299	D	74 kW	1029	33
NV400 Bus (X62, X62B) dCi 100	M9T 676	11.11 - 09.16	2299	D	74 kW	1029	33
NV400 Bus (X62, X62B) dCi 100	M9T 870	11.11 - 09.16	2299	D	74 kW	1029	35
NV400 Bus (X62, X62B) dCi 110	M9T 870	06.14	2299	D	81 kW	1029	35
NV400 Bus (X62, X62B) dCi 125	M9T 670	11.11 - 09.16	2299	D	92 kW	1029	33
NV400 Bus (X62, X62B) dCi 125	M9T 672	11.11 - 09.16	2299	D	92 kW	1029	33
NV400 Bus (X62, X62B) dCi 125	M9T 676	11.11 - 09.16	2299	D	92 kW	1029	33
NV400 Bus (X62, X62B) dCi 125	M9T 680	11.11 - 09.16	2299	D	92 kW	1029	33
NV400 Bus (X62, X62B) dCi 125	M9T 870	11.11 - 09.16	2299	D	92 kW	1029	35
NV400 Bus (X62, X62B) dCi 125	M9T 872	11.11 - 09.16	2298	D	92 kW	1029	34
NV400 Bus (X62, X62B) dCi 125	M9T 880	11.11 - 09.16	2299	D	92 kW	1029	35
NV400 Bus (X62, X62B) dCi 125	M9T 882	11.11 - 09.16	2298	D	92 kW	1029	34
NV400 Bus (X62, X62B) dCi 135	M9T 696	06.14 - 09.16	2299	D	100 kW	1029	33
NV400 Bus (X62, X62B) dCi 135	M9T 698	06.14 - 09.16	2299	D	100 kW	1029	33
NV400 Bus (X62, X62B) dCi 135	M9T 702	06.14 - 09.16	2299	D	100 kW	1029	33
NV400 Bus (X62, X62B) dCi 145	M9T 678	11.11	2299	D	107 kW	1029	33
NV400 Bus (X62, X62B) dCi 145	M9T 680	11.11	2299	D	107 kW	1029	33
NV400 Bus (X62, X62B) dCi 145	M9T 706	11.11	2299	D	107 kW	1029	33
NV400 Bus (X62, X62B) dCi 150	M9T 880	02.14	2299	D	110 kW	1029	35
NV400 Bus (X62, X62B) dCi 160	M9T 702	06.14 - 09.16	2299	D	120 kW	1029	33

			<b>ccm</b>		<b>kw</b>		<b>1</b> POS
NV400 Bus (X62, X62B) dCi 160	M9T	06.14 - 09.16	2299	D	120 kW	1029	33
NV400 Bus (X62, X62B) dCi 170	M9T 706	07.15	2299	D	125 kW	1029	33
NV400 Bus (X62, X62B) dCi 170	M9T	07.15	2299	D	125 kW	1029	33
NV400 Kasten (X62, X62B) dCi 100	M9T 670	11.11 - 09.16	2299	D	74 kW	1029	33
NV400 Kasten (X62, X62B) dCi 100	M9T 672	11.11 - 09.16	2299	D	74 kW	1029	33
NV400 Kasten (X62, X62B) dCi 100	M9T 676	11.11 - 09.16	2299	D	74 kW	1029	33
NV400 Kasten (X62, X62B) dCi 100	M9T 870	11.11 - 09.16	2299	D	74 kW	1029	35
NV400 Kasten (X62, X62B) dCi 110	M9T 704	06.14	2298	D	81 kW	1029	34
NV400 Kasten (X62, X62B) dCi 110	M9T 870	06.14	2299	D	81 kW	1029	35
NV400 Kasten (X62, X62B) dCi 125 RWD	M9T 686	11.11 - 09.16	2299	D	92 kW	1029	33
NV400 Kasten (X62, X62B) dCi 125 RWD	M9T 690	11.11 - 09.16	2299	D	92 kW	1029	33
NV400 Kasten (X62, X62B) dCi 125 RWD	M9T 692	11.11 - 09.16	2299	D	92 kW	1029	33
NV400 Kasten (X62, X62B) dCi 125 RWD	M9T 696	11.11 - 09.16	2299	D	92 kW	1029	33
NV400 Kasten (X62, X62B) dCi 125 RWD	M9T 698	11.11 - 09.16	2299	D	92 kW	1029	33
NV400 Kasten (X62, X62B) dCi 125 RWD	M9T 870	11.11 - 09.16	2299	D	92 kW	1029	35
NV400 Kasten (X62, X62B) dCi 125 RWD	M9T 890	11.11 - 09.16	2298	D	92 kW	1029	34
NV400 Kasten (X62, X62B) dCi 125 RWD	M9T 896	11.11 - 09.16	2299	D	92 kW	1029	35
NV400 Kasten (X62, X62B) dCi 125 RWD	M9T 898	11.11 - 09.16	2298	D	92 kW	1029	34
NV400 Kasten (X62, X62B) dCi 125	M9T 670	11.11 - 09.16	2299	D	92 kW	1029	33
NV400 Kasten (X62, X62B) dCi 125	M9T 672	11.11 - 09.16	2299	D	92 kW	1029	33
NV400 Kasten (X62, X62B) dCi 125	M9T 676	11.11 - 09.16	2299	D	92 kW	1029	33
NV400 Kasten (X62, X62B) dCi 125	M9T 680	11.11 - 09.16	2299	D	92 kW	1029	33
NV400 Kasten (X62, X62B) dCi 125	M9T 872	11.11 - 09.16	2298	D	92 kW	1029	34
NV400 Kasten (X62, X62B) dCi 125	M9T 880	11.11 - 09.16	2299	D	92 kW	1029	35
NV400 Kasten (X62, X62B) dCi 125	M9T 882	11.11 - 09.16	2298	D	92 kW	1029	34
NV400 Kasten (X62, X62B) dCi 130 RWD	M9T 710	09.16	2299	D	96 kW	1029	34
NV400 Kasten (X62, X62B) dCi 130 RWD	M9T	09.16	2299	D	96 kW	1029	33
NV400 Kasten (X62, X62B) dCi 130	M9T 704	09.16	2298	D	96 kW	1029	34
NV400 Kasten (X62, X62B) dCi 130	M9T	09.16	2299	D	96 kW	1029	33
NV400 Kasten (X62, X62B) dCi 135 RWD	M9T 696	06.14 - 09.16	2299	D	100 kW	1029	33
NV400 Kasten (X62, X62B) dCi 135 RWD	M9T 698	06.14 - 09.16	2299	D	100 kW	1029	33
NV400 Kasten (X62, X62B) dCi 135 RWD	M9T 700	06.14 - 09.16	2298	D	100 kW	1029	34
NV400 Kasten (X62, X62B) dCi 135	M9T 702	06.14	2299	D	100 kW	1029	33
NV400 Kasten (X62, X62B) dCi 145 RWD	M9T 694	11.11	2299	D	107 kW	1029	33
NV400 Kasten (X62, X62B) dCi 145 RWD	M9T 696	11.11	2299	D	107 kW	1029	33
NV400 Kasten (X62, X62B) dCi 145 RWD	M9T 698	11.11	2299	D	107 kW	1029	33
NV400 Kasten (X62, X62B) dCi 145 RWD	M9T 710	11.11	2299	D	107 kW	1029	34
NV400 Kasten (X62, X62B) dCi 145	M9T 678	11.11	2299	D	107 kW	1029	33
NV400 Kasten (X62, X62B) dCi 145	M9T 680	11.11	2299	D	107 kW	1029	33
NV400 Kasten (X62, X62B) dCi 145	M9T 706	11.11	2299	D	107 kW	1029	33
NV400 Kasten (X62, X62B) dCi 150 RWD	M9T 880	02.14 - 09.16	2299	D	110 kW	1029	35
NV400 Kasten (X62, X62B) dCi 150	M9T 880	02.14	2299	D	110 kW	1029	35
NV400 Kasten (X62, X62B) dCi 165 RWD	M9T 700	06.14	2298	D	120 kW	1029	34
NV400 Kasten (X62, X62B) dCi 165 RWD	M9T 710	06.14	2299	D	120 kW	1029	34
NV400 Kasten (X62, X62B) dCi 165 RWD	M9T	06.14	2299	D	120 kW	1029	33
NV400 Kasten (X62, X62B) dCi 165	M9T 702	06.14 - 09.16	2299	D	120 kW	1029	33
NV400 Kasten (X62, X62B) dCi 165	M9T	06.14 - 09.16	2299	D	120 kW	1029	33
NV400 Kasten (X62, X62B) dCi 170	M9T 706	09.16	2299	D	125 kW	1029	33
NV400 Kasten (X62, X62B) dCi 170	M9T	09.16	2299	D	125 kW	1029	33
NV400 Pritsche/Fahrgestell (X62, X62B) dCi 100	M9T 670	11.11 - 09.16	2299	D	74 kW	1029	33
NV400 Pritsche/Fahrgestell (X62, X62B) dCi 100	M9T 672	11.11 - 09.16	2299	D	74 kW	1029	33
NV400 Pritsche/Fahrgestell (X62, X62B) dCi 100	M9T 676	11.11 - 09.16	2299	D	74 kW	1029	33
NV400 Pritsche/Fahrgestell (X62, X62B) dCi 100	M9T 870	11.11 - 09.16	2299	D	74 kW	1029	35
NV400 Pritsche/Fahrgestell (X62, X62B) dCi 110	M9T 704	06.14	2298	D	81 kW	1029	34
NV400 Pritsche/Fahrgestell (X62, X62B) dCi 110	M9T 870	06.14	2299	D	81 kW	1029	35
NV400 Pritsche/Fahrgestell (X62, X62B) dCi 125 RWD	M9T 686	11.11 - 09.16	2299	D	92 kW	1029	33
NV400 Pritsche/Fahrgestell (X62, X62B) dCi 125 RWD	M9T 690	11.11 - 09.16	2299	D	92 kW	1029	33
NV400 Pritsche/Fahrgestell (X62, X62B) dCi 125 RWD	M9T 692	11.11 - 09.16	2299	D	92 kW	1029	33
NV400 Pritsche/Fahrgestell (X62, X62B) dCi 125 RWD	M9T 696	11.11 - 09.16	2299	D	92 kW	1029	33
NV400 Pritsche/Fahrgestell (X62, X62B) dCi 125 RWD	M9T 698	11.11 - 09.16	2299	D	92 kW	1029	33
NV400 Pritsche/Fahrgestell (X62, X62B) dCi 125 RWD	M9T 870	11.11 - 09.16	2299	D	92 kW	1029	35
NV400 Pritsche/Fahrgestell (X62, X62B) dCi 125 RWD	M9T 890	11.11 - 09.16	2298	D	92 kW	1029	34















							
NV400 Pritsche/Fahrgestell (X62, X62B) dCi 125 RWD	M9T 896	11.11 - 09.16	2299	D	92 kW	1029	35
NV400 Pritsche/Fahrgestell (X62, X62B) dCi 125 RWD	M9T 898	11.11 - 09.16	2298	D	92 kW	1029	34
NV400 Pritsche/Fahrgestell (X62, X62B) dCi 125	M9T 670	11.11 - 09.16	2299	D	92 kW	1029	33
NV400 Pritsche/Fahrgestell (X62, X62B) dCi 125	M9T 672	11.11 - 09.16	2299	D	92 kW	1029	33
NV400 Pritsche/Fahrgestell (X62, X62B) dCi 125	M9T 676	11.11 - 09.16	2299	D	92 kW	1029	33
NV400 Pritsche/Fahrgestell (X62, X62B) dCi 125	M9T 680	11.11 - 09.16	2299	D	92 kW	1029	33
NV400 Pritsche/Fahrgestell (X62, X62B) dCi 125	M9T 870	11.11 - 09.16	2299	D	92 kW	1029	35
NV400 Pritsche/Fahrgestell (X62, X62B) dCi 125	M9T 872	11.11 - 09.16	2298	D	92 kW	1029	34
NV400 Pritsche/Fahrgestell (X62, X62B) dCi 125	M9T 880	11.11 - 09.16	2299	D	92 kW	1029	35
NV400 Pritsche/Fahrgestell (X62, X62B) dCi 125	M9T 882	11.11 - 09.16	2298	D	92 kW	1029	34
NV400 Pritsche/Fahrgestell (X62, X62B) dCi 130 RWD	M9T 710	06.16	2299	D	96 kW	1029	34
NV400 Pritsche/Fahrgestell (X62, X62B) dCi 130 RWD	M9T	06.16	2299	D	96 kW	1029	33
NV400 Pritsche/Fahrgestell (X62, X62B) dCi 130	M9T 704	06.16	2298	D	96 kW	1029	34
NV400 Pritsche/Fahrgestell (X62, X62B) dCi 130	M9T	06.16	2299	D	96 kW	1029	33
NV400 Pritsche/Fahrgestell (X62, X62B) dCi 135 RWD	M9T 696	06.14 - 06.16	2299	D	100 kW	1029	33
NV400 Pritsche/Fahrgestell (X62, X62B) dCi 135 RWD	M9T 698	06.14 - 06.16	2299	D	100 kW	1029	33
NV400 Pritsche/Fahrgestell (X62, X62B) dCi 135 RWD	M9T 700	06.14 - 06.16	2298	D	100 kW	1029	34
NV400 Pritsche/Fahrgestell (X62, X62B) dCi 135	M9T 702	06.14	2299	D	100 kW	1029	33
NV400 Pritsche/Fahrgestell (X62, X62B) dCi 135	M9T	06.14	2299	D	100 kW	1029	33
NV400 Pritsche/Fahrgestell (X62, X62B) dCi 145 RWD	M9T 694	11.11	2299	D	107 kW	1029	33
NV400 Pritsche/Fahrgestell (X62, X62B) dCi 145 RWD	M9T 696	11.11	2299	D	107 kW	1029	33
NV400 Pritsche/Fahrgestell (X62, X62B) dCi 145 RWD	M9T 698	11.11	2299	D	107 kW	1029	33
NV400 Pritsche/Fahrgestell (X62, X62B) dCi 145 RWD	M9T 710	11.11	2299	D	107 kW	1029	34
NV400 Pritsche/Fahrgestell (X62, X62B) dCi 145	M9T 678	11.11	2299	D	107 kW	1029	33
NV400 Pritsche/Fahrgestell (X62, X62B) dCi 145	M9T 680	11.11	2299	D	107 kW	1029	33
NV400 Pritsche/Fahrgestell (X62, X62B) dCi 145	M9T 706	11.11	2299	D	107 kW	1029	33
NV400 Pritsche/Fahrgestell (X62, X62B) dCi 150 RWD	M9T 880	08.14 - 06.16	2299	D	110 kW	1029	35
NV400 Pritsche/Fahrgestell (X62, X62B) dCi 150	M9T 880	08.14	2299	D	110 kW	1029	35
NV400 Pritsche/Fahrgestell (X62, X62B) dCi 165 RWD	M9T 700	06.14	2298	D	120 kW	1029	34
NV400 Pritsche/Fahrgestell (X62, X62B) dCi 165 RWD	M9T 710	06.14	2299	D	120 kW	1029	34
NV400 Pritsche/Fahrgestell (X62, X62B) dCi 165 RWD	M9T	06.14	2299	D	120 kW	1029	33
NV400 Pritsche/Fahrgestell (X62, X62B) dCi 165	M9T 702	06.14 - 06.16	2299	D	120 kW	1029	33
NV400 Pritsche/Fahrgestell (X62, X62B) dCi 165	M9T	06.14 - 06.16	2299	D	120 kW	1029	33
NV400 Pritsche/Fahrgestell (X62, X62B) dCi 170	M9T 706	06.16	2299	D	125 kW	1029	33
NV400 Pritsche/Fahrgestell (X62, X62B) dCi 170	M9T	06.16	2299	D	125 kW	1029	33
PATHFINDER III (R51) 2.5 dCi 4WD	YD25DDTi	01.05	2488	D	128 kW	1030	40
PATHFINDER III (R51) 2.5 dCi 4WD	YD25DDTi	10.06	2488	D	126 kW	1030	40
PATHFINDER III (R51) 2.5 dCi 4WD	YD25DDTi	08.10	2488	D	140 kW	1030	40
PATHFINDER III (R51) 2.5 dCi 4WD	YD25DDTi	01.05	2488	D	120 kW	1030	40
PATHFINDER III (R51) 2.5 dCi	YD25DDTi	01.05	2488	D	128 kW	1030	40
PATHFINDER III (R51) 2.5 dCi	YD25DDTi	10.12 - 08.14	2488	D	140 kW	1030	40
PATHFINDER III VAN (R51_) 2.5 dCi 4x4 (R51M)	YD25DDTi	03.13 - 08.14	2488	D	140 kW	1030	40
PICK UP (D22) 2.5 Di	YD25DDTi	03.02 - 12.10	2488	D	98 kW	1030	40
PICK UP (D22) 2.5 dCi 4WD	YD25DDTi	03.02	2488	D	98 kW	1030	40
PICK UP (D22) 2.5 dCi 4WD	YD25DDTi	01.13	2488	D	76 kW	1030	40
PICK UP (D22G) 2.5 dCi	YD25DDTi	01.16	2488	D	96 kW	1030	40
PLATINA 1.6	K4M	06.01 - 06.08	1598	B	81 kW	1027	16
PLATINA 1.6	K4M	09.08 - 12.10	1598	B	81 kW	1027	16
PRESAGE (U30) 2.5 D (VU30)	YD25DDTi	03.98 - 12.03	2488	D	110 kW	1030	40
PRESAGE (U30) 2.5 D 4WD (VNU30)	YD25DDTi	03.98 - 12.03	2488	D	110 kW	1030	40
PRIMASTAR Bus (X83) 2.0	F4R 720	03.01 - 08.06	1998	B	88 kW	1028	27
PRIMASTAR Bus (X83) 2.0	F4R 722	03.01 - 08.06	1998	B	88 kW	1028	27
PRIMASTAR Bus (X83) 2.0	F4R 820	04.06	1998	B	86 kW	1028	27
PRIMASTAR Bus (X83) dCi 100	F9Q 760	03.01	1870	D	74 kW	1027	21
PRIMASTAR Bus (X83) dCi 115	G9U 630	09.08	2463	D	84 kW	1030	39
PRIMASTAR Bus (X83) dCi 115	G9U 720	09.08	2463	D	84 kW	1030	39
PRIMASTAR Bus (X83) dCi 120	M9R 630	09.06	1995	D	84 kW	1029	29
PRIMASTAR Bus (X83) dCi 120	M9R 692	09.06	1995	D	84 kW	1029	30
PRIMASTAR Bus (X83) dCi 120	M9R 780	09.06	1995	D	84 kW	1029	29
PRIMASTAR Bus (X83) dCi 120	M9R 786	09.06	1995	D	84 kW	1029	31
PRIMASTAR Bus (X83) dCi 140	G9U 730	07.03	2463	D	99 kW	1030	39
PRIMASTAR Bus (X83) dCi 150	G9U 632	09.06	2463	D	107 kW	1030	39

			<b>ccm</b>		<b>kw</b>		<b>1 POS</b>
PRIMASTAR Bus (X83) dCi 80	F9Q 762	03.01	1870	D	60 kW	1027	21
PRIMASTAR Bus (X83) dCi 90	M9R 630	09.06	1995	D	66 kW	1029	29
PRIMASTAR Bus (X83) dCi 90	M9R 692	09.06	1995	D	66 kW	1029	30
PRIMASTAR Bus (X83) dCi 90	M9R 782	09.06	1995	D	66 kW	1029	29
PRIMASTAR Bus (X83) dCi 90	M9R 786	09.06	1995	D	66 kW	1029	31
PRIMASTAR Kasten (X83) 1.9 dCi 100	F9Q 760	09.02	1870	D	74 kW	1027	21
PRIMASTAR Kasten (X83) 1.9 dCi 80	F9Q 762	09.02	1870	D	60 kW	1027	21
PRIMASTAR Kasten (X83) 2.0 dCi 115	M9R 630	09.06	1995	D	84 kW	1029	29
PRIMASTAR Kasten (X83) 2.0 dCi 115	M9R 692	09.06	1995	D	84 kW	1029	30
PRIMASTAR Kasten (X83) 2.0 dCi 115	M9R 780	09.06	1995	D	84 kW	1029	29
PRIMASTAR Kasten (X83) 2.0 dCi 115	M9R 786	09.06	1995	D	84 kW	1029	31
PRIMASTAR Kasten (X83) 2.0 dCi 90	M9R 630	09.06	1995	D	66 kW	1029	29
PRIMASTAR Kasten (X83) 2.0 dCi 90	M9R 692	09.06	1995	D	66 kW	1029	30
PRIMASTAR Kasten (X83) 2.0 dCi 90	M9R 782	09.06	1995	D	66 kW	1029	29
PRIMASTAR Kasten (X83) 2.0 dCi 90	M9R 786	09.06	1995	D	66 kW	1029	31
PRIMASTAR Kasten (X83) 2.0	F4R 720	02.03	1998	B	88 kW	1028	27
PRIMASTAR Kasten (X83) 2.0	F4R 722	02.03	1998	B	88 kW	1028	27
PRIMASTAR Kasten (X83) 2.0	F4R 820	04.06	1998	B	86 kW	1028	27
PRIMASTAR Kasten (X83) 2.5 dCi 115	G9U 630	09.08	2463	D	84 kW	1030	39
PRIMASTAR Kasten (X83) 2.5 dCi 115	G9U 720	09.08	2463	D	84 kW	1030	39
PRIMASTAR Kasten (X83) 2.5 dCi 140	G9U 730	07.03	2463	D	99 kW	1030	39
PRIMASTAR Kasten (X83) 2.5 dCi 150	G9U 632	09.06	2463	D	107 kW	1030	39
PRIMASTAR Pritsche/Fahrgestell (X83) 1.9 dCi 100	F9Q 760	07.02 - 08.06	1870	D	74 kW	1027	21
PRIMASTAR Pritsche/Fahrgestell (X83) 1.9 dCi 80	F9Q 762	07.02 - 08.06	1870	D	60 kW	1027	21
PRIMASTAR Pritsche/Fahrgestell (X83) 2.0	F4R 720	07.02 - 08.06	1998	B	88 kW	1028	27
PRIMASTAR Pritsche/Fahrgestell (X83) 2.5 dCi 140	G9U 730	07.02 - 08.06	2463	D	99 kW	1030	39
PRIMASTAR Pritsche/Fahrgestell (X83) 2.5 dCi 150	G9U 630	04.06	2463	D	107 kW	1030	39
PRIMERA (P10) 1.6	GA16DE	06.93 - 01.96	1597	B	75 kW	1026	8
PRIMERA (P10) 1.6	GA16DS	06.90 - 01.96	1597	B	66 kW	1026	8
PRIMERA (P10) 1.6	GA16DS	06.90 - 01.96	1597	B	71 kW	1026	8
PRIMERA (P11) 1.6 16V	GA16DE	09.96 - 10.00	1597	B	73 kW	1026	8
PRIMERA (P11) 1.6 16V	GA16DE	09.96 - 12.01	1597	B	66 kW	1026	8
PRIMERA (P12) 1.9 dCi	F9Q	04.03 - 10.07	1870	D	88 kW	1027	20
PRIMERA (P12) 1.9 dCi	F9Q	08.02 - 10.07	1870	D	85 kW	1027	20
PRIMERA (P12) 2.2 Di	YD22DDT	03.02 - 05.07	2184	D	93 kW	1030	36
PRIMERA (P12) 2.2 dCi	YD22DDT	04.03 - 04.06	2184	D	102 kW	1030	36
PRIMERA Hatchback (P10) 1.6	GA16DE	06.93 - 01.96	1597	B	75 kW	1026	8
PRIMERA Hatchback (P10) 1.6	GA16DS	06.90 - 01.96	1597	B	66 kW	1026	8
PRIMERA Hatchback (P10) 1.6	GA16DS	06.90 - 06.93	1597	B	71 kW	1026	8
PRIMERA Hatchback (P11) 1.6 16V	GA16DE	09.96 - 07.02	1597	B	73 kW	1026	8
PRIMERA Hatchback (P11) 1.6 16V	GA16DE	09.96 - 07.02	1597	B	66 kW	1026	8
PRIMERA Hatchback (P12) 1.9 dCi	F9Q	04.03 - 10.07	1870	D	88 kW	1027	20
PRIMERA Hatchback (P12) 1.9 dCi	F9Q	08.02 - 10.07	1870	D	85 kW	1027	20
PRIMERA Hatchback (P12) 2.2 Di	YD22DDT	07.02 - 05.07	2184	D	93 kW	1030	36
PRIMERA Hatchback (P12) 2.2 dCi	YD22DDT	04.03	2184	D	102 kW	1030	36
PRIMERA Kombi (WP12) 1.9 dCi	F9Q	04.03	1870	D	88 kW	1027	20
PRIMERA Kombi (WP12) 1.9 dCi	F9Q	08.02 - 10.07	1870	D	85 kW	1027	20
PRIMERA Kombi (WP12) 2.2 Di	YD22DDT	03.02 - 04.03	2184	D	93 kW	1030	36
PRIMERA Kombi (WP12) 2.2 dCi	YD22DDT	04.03	2184	D	102 kW	1030	36
PRIMERA Traveller (W10) 1.6 i	GA16DE	02.91 - 03.98	1597	B	75 kW	1026	8
PRIMERA Traveller (W10) 1.6 i	GA16DS	07.90 - 03.98	1597	B	66 kW	1026	8
PRIMERA Traveller (WP11) 1.6 16V	GA16DE	04.98 - 12.01	1597	B	66 kW	1026	8
PRIMERA Traveller (WP11) 1.6 16V	GA16DE	04.98 - 12.01	1597	B	73 kW	1026	8
PULSAR Schrägheck (C13) 1.2 DIG-T	HR12DDT	10.14	1197	B	85 kW	1025	4
PULSAR Schrägheck (C13) 1.2 DIG-T	HRA2DDT	10.14	1197	B	85 kW	1025	4
PULSAR Schrägheck (C13) 1.5 dCi	K9K	10.14	1461	D	81 kW	1026	9
PULSAR Schrägheck (N14) 1.6	GA16DE	10.92 - 06.95	1597	B	75 kW	1026	8
QASHQAI / QASHQAI +2 I (J10, NJ10, JJ10E) 1.5 dCi	K9K 282	11.06 - 11.13	1461	D	78 kW	1026	11
QASHQAI / QASHQAI +2 I (J10, NJ10, JJ10E) 1.5 dCi	K9K 282	08.08 - 01.10	1461	D	76 kW	1026	11
QASHQAI / QASHQAI +2 I (J10, NJ10, JJ10E) 1.5 dCi	K9K 292	11.06 - 11.13	1461	D	78 kW	1026	11
QASHQAI / QASHQAI +2 I (J10, NJ10, JJ10E) 1.5 dCi	K9K 292	08.08 - 01.10	1461	D	76 kW	1026	11
QASHQAI / QASHQAI +2 I (J10, NJ10, JJ10E) 1.5 dCi	K9K 410	08.08 - 01.10	1461	D	76 kW	1026	11











							
QASHQAI / QASHQAI +2 I (J10, NJ10, JJ10E) 1.5 dCi	K9K 430	01.10 - 12.13	1461	D	81 kW	1026	11
QASHQAI / QASHQAI +2 I (J10, NJ10, JJ10E) 1.5 dCi	K9K 732	11.06 - 11.13	1461	D	78 kW	1026	11
QASHQAI / QASHQAI +2 I (J10, NJ10, JJ10E) 1.5 dCi	K9K 764	11.06 - 11.13	1461	D	78 kW	1026	11
QASHQAI / QASHQAI +2 I (J10, NJ10, JJ10E) 1.6 dCi Allrad	R9M	10.11 - 12.13	1598	D	96 kW	1028	22
QASHQAI / QASHQAI +2 I (J10, NJ10, JJ10E) 1.6 dCi	R9M	10.11 - 12.13	1598	D	96 kW	1028	22
QASHQAI / QASHQAI +2 I (J10, NJ10, JJ10E) 2.0 dCi Allrad	M1D	02.07 - 12.13	1994	D	110 kW	1029	29
QASHQAI / QASHQAI +2 I (J10, NJ10, JJ10E) 2.0 dCi Allrad	M9R	02.07 - 12.13	1995	D	110 kW	1029	29
QASHQAI / QASHQAI +2 I (J10, NJ10, JJ10E) 2.0 dCi	M1D	02.07 - 12.13	1994	D	110 kW	1029	29
QASHQAI / QASHQAI +2 I (J10, NJ10, JJ10E) 2.0 dCi	M9R	02.07 - 12.13	1995	D	110 kW	1029	29
QASHQAI / QASHQAI +2 I VAN (J10, JJ10E) 1.5 dCi	K9K	03.13 - 04.14	1461	D	81 kW	1026	9
QASHQAI / QASHQAI +2 I VAN (J10, JJ10E) 1.6 dCi Allrad	R9M	03.13 - 04.14	1598	D	96 kW	1028	22
QASHQAI / QASHQAI +2 I VAN (J10, JJ10E) 1.6 dCi	R9M	03.13 - 04.14	1598	D	96 kW	1028	22
QASHQAI / QASHQAI +2 I VAN (J10, JJ10E) 2.0 dCi Allrad	M9R	03.13 - 04.14	1995	D	110 kW	1029	29
QASHQAI II SUV (J11, J11_) 1.2 DIG-T	HR12DDT	11.13	1197	B	85 kW	1025	4
QASHQAI II SUV (J11, J11_) 1.2 DIG-T	HRA2DDT	11.13	1197	B	85 kW	1025	4
QASHQAI II SUV (J11, J11_) 1.5 dCi	K9K 636	11.13	1461	D	81 kW	1026	11
QASHQAI II SUV (J11, J11_) 1.5 dCi	K9K 646	11.13	1461	D	81 kW	1026	11
QASHQAI II SUV (J11, J11_) 1.5 dCi	K9K 872	06.18	1461	D	85 kW	1026	11
QASHQAI II SUV (J11, J11_) 1.6 dCi ALL MODE 4x4-i	R9M	11.13	1598	D	96 kW	1028	22
QASHQAI II SUV (J11, J11_) 1.6 dCi	R9M	11.13	1598	D	96 kW	1028	22
QASHQAI II SUV (J11, J11_) 1.7 dCi ALL MODE 4x4-i	R9N 401	01.19	1749	D	110 kW	1028	24
QASHQAI II SUV (J11, J11_) 1.7 dCi	R9N 401	01.19	1749	D	110 kW	1028	24
QASHQAI II VAN (J11_) 1.5 dCi	K9K 646	05.15	1461	D	81 kW	1026	11
QASHQAI II VAN (J11_) 1.5 dCi	K9K 872	06.18	1461	D	85 kW	1026	11
SANI Geländewagen geschlossen 2.5 dCi 4x4	YD25DDTi	01.05	2488	D	128 kW	1030	40
SANI Geländewagen geschlossen 2.5 dCi	YD25DDTi	01.05	2488	D	128 kW	1030	40
SENTRA III (B13) 1.6	GA16DE	10.90 - 12.94	1597	B	86 kW	1026	8
SENTRA III (B13) 1.6	GA16DS	01.90 - 12.94	1597	B	79 kW	1026	8
SENTRA IV (B14) 1.6 i 16V	GA16DE	07.98 - 12.99	1597	B	81 kW	1026	8
SENTRA IV (B14) 1.6	GA16DE	07.95 - 12.99	1597	B	86 kW	1026	8
SENTRA IV (B14) 1.6	GA16DS	01.95 - 09.99	1597	B	79 kW	1026	8
SERENA (C23) 1.6	GA16DE	02.93 - 09.01	1597	B	71 kW	1026	8
SERENA (C23) 1.6	GA16DE	09.94 - 08.00	1597	B	75 kW	1026	8
SERENA (C24) 2.5 DCi SGX 4x4	YD25DDTi	06.99 - 09.05	2488	D	110 kW	1030	40
SERENA (C24) 2.5 DCi SGX	YD25DDTi	06.99 - 09.05	2488	D	110 kW	1030	40
SERENA VAN (C23) 1.6	GA16DE	02.93 - 06.01	1597	B	71 kW	1026	8
SERENA VAN (C23) 1.6	GA16DE	09.94 - 06.99	1597	B	75 kW	1026	8
SERENA VAN (C23) 1.6	GA16DS	06.91 - 06.99	1597	B	66 kW	1026	8
SKYLINE (_V37) 200GT (YV37)	274A	02.14	1991	B	155 kW	1028	28
SUNNY II (N13, B12) 1.4 LX	GA14S	10.88 - 08.91	1392	B	55 kW	1025	6
SUNNY II (N13, B12) 1.4	GA14DS	10.88 - 09.90	1392	B	60 kW	1025	5
SUNNY II (N13, B12) 1.6	GA16DE	02.87 - 10.88	1597	B	88 kW	1026	8
SUNNY II Hatchback (N13) 1.4 LX	GA14S	01.89 - 08.91	1392	B	55 kW	1025	6
SUNNY II Hatchback (N13) 1.4	GA14S	10.88 - 09.90	1392	B	60 kW	1025	6
SUNNY II Hatchback (N13) 1.6	GA16DE	02.87 - 10.88	1597	B	88 kW	1026	8
SUNNY III (N14) 1.4 i 16V	GA14DE	10.90 - 06.95	1392	B	64 kW	1025	5
SUNNY III (N14) 1.4 i	GA14DE	10.90 - 05.95	1392	B	55 kW	1025	5
SUNNY III (N14) 1.4 i	GA14DS	10.90 - 05.95	1392	B	55 kW	1025	5
SUNNY III (N14) 1.4	GA14DS	10.90 - 06.95	1392	B	60 kW	1025	5
SUNNY III (N14) 1.6 16V	GA16DE	01.93 - 12.95	1597	B	78 kW	1026	8
SUNNY III (N14) 1.6 i 16V 4WD	GA16DE	10.92 - 06.95	1597	B	75 kW	1026	8
SUNNY III (N14) 1.6 i 16V 4WD	GA16DS	10.90 - 05.95	1597	B	66 kW	1026	8
SUNNY III (N14) 1.6 i 16V	GA16DE	10.92 - 05.95	1597	B	75 kW	1026	8
SUNNY III (N14) 1.6 i	GA16DE	10.90 - 05.95	1597	B	66 kW	1026	8
SUNNY III (N14) 1.6 i	GA16DS	10.90 - 05.95	1597	B	66 kW	1026	8
SUNNY III (N14) 1.6	GA16DE	08.90 - 10.95	1597	B	82 kW	1026	8
SUNNY III (N14) 1.6	GA16DE	09.90 - 01.96	1597	B	81 kW	1026	8
SUNNY III (N14) 1.6	GA16DE	10.90 - 06.95	1597	B	60 kW	1026	8
SUNNY III (N14) 1.6	GA16DE	01.93 - 12.94	1597	B	84 kW	1026	8
SUNNY III (N14) 1.6	GA16DE	09.92 - 12.96	1597	B	70 kW	1026	8
SUNNY III Hatchback (N14) 1.4 i 16V	GA14DE	10.90 - 05.95	1392	B	64 kW	1025	5
SUNNY III Hatchback (N14) 1.4 i	GA14DE	10.90 - 05.95	1392	B	55 kW	1025	5

			<b>ccm</b>		<b>kw</b>		<b>1</b> POS
SUNNY III Hatchback (N14) 1.4 i	GA14DS	10.90 - 05.95	1392	B	55 kW	1025	5
SUNNY III Hatchback (N14) 1.4	GA14DS	10.90 - 06.95	1392	B	60 kW	1025	5
SUNNY III Hatchback (N14) 1.6 i 16V 4x4	GA16DE	10.92 - 05.95	1597	B	75 kW	1026	8
SUNNY III Hatchback (N14) 1.6 i 16V	GA16DE	10.92 - 05.95	1597	B	75 kW	1026	8
SUNNY III Hatchback (N14) 1.6 i	GA16DE	10.90 - 05.95	1597	B	66 kW	1026	8
SUNNY III Hatchback (N14) 1.6 i	GA16DE	10.90 - 05.95	1597	B	82 kW	1026	8
SUNNY III Hatchback (N14) 1.6 i	GA16DS	10.90 - 05.95	1597	B	66 kW	1026	8
SUNNY III Kasten/Kombi (Y10) 1.6 L	GA16DE	11.92 - 04.96	1597	B	75 kW	1026	8
SUNNY III Kasten/Kombi (Y10) 1.6 i 16V	GA16DE	10.92 - 03.00	1597	B	66 kW	1026	8
SUNNY III Liftback (N14) 1.4 i 16V	GA14DE	10.90 - 06.95	1392	B	64 kW	1025	5
SUNNY III Liftback (N14) 1.4 i	GA14DE	10.90 - 05.95	1392	B	55 kW	1025	5
SUNNY III Liftback (N14) 1.4 i	GA14DS	10.90 - 05.95	1392	B	55 kW	1025	5
SUNNY III Liftback (N14) 1.4	GA14DS	10.90 - 06.95	1392	B	60 kW	1025	5
SUNNY III Liftback (N14) 1.6 i 16V	GA16DE	10.92 - 05.95	1597	B	75 kW	1026	8
SUNNY III Liftback (N14) 1.6 i	GA16DE	10.90 - 05.95	1597	B	66 kW	1026	8
SUNNY III Liftback (N14) 1.6 i	GA16DS	10.90 - 05.95	1597	B	66 kW	1026	8
SUNNY III Liftback (N14) 1.6	GA16DE	10.91 - 10.95	1597	B	82 kW	1026	8
SUNNY III Traveller (Y10) 1.6 16V 4x4	GA16DS	11.90 - 05.95	1597	B	66 kW	1026	8
SUNNY III Traveller (Y10) 1.6 i 16V 4x4	GA16DE	10.92 - 03.00	1597	B	75 kW	1026	8
SUNNY III Traveller (Y10) 1.6 i	GA16DE	06.91 - 03.00	1597	B	66 kW	1026	8
SUNNY III Traveller (Y10) 1.6 i	GA16DS	06.91 - 03.00	1597	B	66 kW	1026	8
SUNNY III Traveller (Y10) 1.6	GA16DE	09.92 - 03.00	1597	B	78 kW	1026	8
SUNNY III Traveller (Y10) 1.6	GA16DE	07.91 - 03.00	1597	B	75 kW	1026	8
SUNNY IV Schrägheck (N16) 1.5	QG15DE	04.00 - 08.03	1498	B	77 kW	1025	5
SUNNY IV Stufenheck (N16) 1.5 4x4	QG15DE	09.97 - 03.00	1498	B	77 kW	1025	5
SUNNY IV Stufenheck (N16) 1.5	QG15DE	09.97 - 03.00	1498	B	77 kW	1025	5
SUNNY IV Stufenheck (N16) 1.6	GA16DE	09.97 - 09.03	1597	B	77 kW	1026	8
TERRA (JD23TT, JD23F) 2.5 TDCi 4WD	YD25DDTi	08.18	2488	D	140 kW	1030	40
TERRA (JD23TT, JD23F) 2.5 TDCi	YD25DDTi	08.18	2488	D	140 kW	1030	40
TERRA (JD23TT, JD23F) 2.5 TDCi	YD25DDTi	08.18	2488	D	138 kW	1030	40
TERRANO (D10) 1.5 dCi	K9K	08.13 - 05.20	1461	D	81 kW	1026	9
TERRANO (D10) 1.5 dCi	K9K	08.13 - 05.20	1461	D	63 kW	1026	9
TERRANO (D10) 1.6	K4M	10.13 - 05.20	1598	B	77 kW	1027	16
TERRANO (D10) 2.0 4x4	F4R	12.15	1998	B	105 kW	1028	26
TERRANO (D10) 2.0 4x4	F4R	03.14	1998	B	98 kW	1028	26
TERRANO (D10) 2.0	F4R	03.14	1998	B	98 kW	1028	26
TIIDA Schrägheck (C11) 1.5 dCi	K9K 278	09.07 - 12.11	1461	D	78 kW	1026	11
TIIDA Schrägheck (C11) 1.5 dCi	K9K 728	09.07 - 12.11	1461	D	78 kW	1026	11
TIIDA Schrägheck (C11) 1.5 dCi	K9K	09.07 - 12.11	1461	D	78 kW	1026	9
TIIDA Schrägheck (C11) 1.5 dCi	K9K	03.07 - 06.13	1461	D	76 kW	1026	9
TIIDA Stufenheck (SC11) 1.5 dCi	K9K 278	09.07 - 12.12	1461	D	78 kW	1026	11
TIIDA Stufenheck (SC11) 1.5 dCi	K9K 278	01.07 - 12.12	1461	D	76 kW	1026	11
TIIDA Stufenheck (SC11) 1.5 dCi	K9K 772	01.07 - 12.12	1461	D	76 kW	1026	11
TIIDA Stufenheck (SC11) 1.5 dCi	K9K	09.07 - 12.12	1461	D	78 kW	1026	9
TIIDA Stufenheck (SC11) 1.5 dCi	K9K	01.07 - 12.12	1461	D	76 kW	1026	9
TSURU 1.6	GA16DE	11.94	1597	B	79 kW	1026	8
TSURU 1.6	GA16DE	10.91 - 10.94	1597	B	82 kW	1026	8
TSURU 1.6	GA16DS	10.91 - 12.07	1597	B	70 kW	1026	8
TSURU 1.6	GA16DS	10.91 - 12.07	1597	B	66 kW	1026	8
VANETTE CARGO Bus (HC 23) 1.6 i	GA16DE	01.96 - 05.01	1597	B	72 kW	1026	8
VANETTE CARGO Bus (HC 23) 1.6	GA16DE	09.94 - 05.01	1597	B	75 kW	1026	8
VANETTE CARGO Kasten (HC 23) 1.6 i	GA16DE	09.94 - 05.01	1597	B	71 kW	1026	8
VANETTE CARGO Kasten (HC 23) 1.6	GA16DE	09.94 - 05.01	1597	B	75 kW	1026	8
VERSA II (N17_) 1.5 dCi	K9K	08.11 - 05.20	1461	D	63 kW	1026	9
WINGROAD / AD Wagon (_Y10) 1.6	GA16DE	10.90 - 04.99	1597	B	75 kW	1026	8
WINGROAD / AD Wagon (_Y10) 1.6	GA16DS	10.90 - 04.99	1597	B	66 kW	1026	8
WINGROAD / AD Wagon (_Y11) 1.5	QG15DE	05.99 - 08.04	1498	B	66 kW	1025	5
WINGROAD / AD Wagon (_Y11) 1.5	QG15DE	10.03 - 11.05	1498	B	78 kW	1025	5
X-TRAIL I (T30) 2.2 DCi FWD	YD22DDTi	06.01 - 09.04	2184	D	84 kW	1030	36
X-TRAIL I (T30) 2.2 DCi FWD	YD22ETI	06.01 - 09.04	2184	D	84 kW	1030	36
X-TRAIL I (T30) 2.2 DCi	YD22DDTi	10.04 - 01.13	2184	D	84 kW	1030	36
X-TRAIL I (T30) 2.2 DCi	YD22ETI	10.04 - 01.13	2184	D	84 kW	1030	36



	ENGINE	00000	ccm	D	kW		1 POS
X-TRAIL I (T30) 2.2 Di 4x4	YD22DDTi	07.01 - 09.07	2184	D	84 kW	1030	36
X-TRAIL I (T30) 2.2 Di 4x4	YD22ETi	07.01 - 09.07	2184	D	84 kW	1030	36
X-TRAIL I (T30) 2.2 dCi 4x4	YD22DDTi	06.01 - 01.13	2184	D	100 kW	1030	36
X-TRAIL I (T30) 2.2 dCi 4x4	YD22ETi	06.01 - 01.13	2184	D	100 kW	1030	36
X-TRAIL I (T30) 2.2 dCi	YD22DDTi	12.03 - 01.13	2184	D	100 kW	1030	36
X-TRAIL I (T30) 2.2 dCi	YD22ETi	12.03 - 01.13	2184	D	100 kW	1030	36
X-TRAIL II (T31) 2.0 dCi 4x4	M9R 760	06.07 - 02.14	1995	D	127 kW	1029	29
X-TRAIL II (T31) 2.0 dCi 4x4	M9R 760	10.09 - 11.13	1995	D	130 kW	1029	29
X-TRAIL II (T31) 2.0 dCi 4x4	M9R	06.07 - 04.14	1995	D	110 kW	1029	29
X-TRAIL II (T31) 2.0 dCi	M9R	06.07 - 04.14	1995	D	110 kW	1029	29
X-TRAIL III (T32_, T32R, T32RR) 1.6 dCi (T32)	R9M	04.14	1598	D	96 kW	1028	22
X-TRAIL III (T32_, T32R, T32RR) 1.6 dCi ALL MODE 4x4-i (NT32)	R9M	04.14	1598	D	96 kW	1028	22
X-TRAIL III (T32_, T32R, T32RR) 1.7 dCi ALL MODE 4x4-i	R9N	04.19	1749	D	110 kW	1028	24
X-TRAIL III (T32_, T32R, T32RR) 1.7 dCi ALL MODE 4x4-i	R9N	04.19	1749	D	96 kW	1028	24
X-TRAIL III (T32_, T32R, T32RR) 1.7 dCi ALL MODE 4x4-i	R9N	04.19	1749	D	120 kW	1028	24
X-TRAIL III (T32_, T32R, T32RR) 1.7 dCi	R9N	04.19	1749	D	110 kW	1028	24
X-TRAIL III (T32_, T32R, T32RR) 1.7 dCi	R9N	04.19	1749	D	96 kW	1028	24
X-TRAIL III (T32_, T32R, T32RR) 1.7 dCi	R9N	04.19	1749	D	120 kW	1028	24
X-TRAIL III (T32_, T32R, T32RR) 2.0 dCi (T32)	M9R	10.16	1995	D	130 kW	1029	29
X-TRAIL III (T32_, T32R, T32RR) 2.0 dCi ALL MODE 4x4-i (NT32)	M9R	10.16	1995	D	130 kW	1029	29
X-TRAIL VAN (T31) dCi 4x4	M9R 760	03.13 - 02.14	1995	D	127 kW	1029	29
X-TRAIL VAN (T31) dCi 4x4	M9R	01.13 - 02.14	1995	D	110 kW	1029	29
X-TRAIL VAN (T31) dCi	M9R	01.11 - 02.14	1995	D	110 kW	1029	29
X-TRAIL VAN (T32) dCi 4x4	R9M	04.14	1598	D	96 kW	1028	22
X-TRAIL VAN (T32) dCi	R9M	04.14	1598	D	96 kW	1028	22

ENGINE		ccm	kW			1 POS	ENGINE		ccm	kW			1 POS		
18LE	84,800	4	1796	79 kW	B	1029	32	K9K 716	76,000	4	1461	50 - 51 kW	D	1026	11
274A	83,000	4	1991	155 kW	B/G	1028	28	K9K 718	76,000	4	1461	50 - 62 kW	D	1026	11
CR10DE	71,000	4	997	48 - 50 kW	B	1025	3	K9K 722	76,000	4	1461	60 kW	D	1026	13
D4F 712	69,000	4	1149	55 kW	B	1025	1	K9K 728	76,000	4	1461	74 - 78 kW	D	1026	11
D7F 764	69,000	4	1149	44 kW	B	1025	2	K9K 732	76,000	4	1461	78 kW	D	1026	11
F4R 720	82,700	4	1998	88 kW	B	1028	27	K9K 764	76,000	4	1461	78 kW	D	1026	11
F4R 722	82,700	4	1998	88 kW	B	1028	27	K9K 772	76,000	4	1461	63 - 76 kW	D	1026	11
F4R 820	82,700	4	1998	86 kW	B	1028	27	K9K 796	76,000	4	1461	63 kW	D	1026	11
F4R	82,700	4	1998	98 - 105 kW	B	1028	26	K9K 872	76,000	4	1461	59 - 85 kW	D	1026	11
F9Q 760	80,000	4	1870	74 kW	D	1027	21	K9K 892	76,000	4	1461	66 kW	D	1026	11
F9Q 762	80,000	4	1870	60 kW	D	1027	21	K9K 896	76,000	4	1461	81 kW	D	1026	11
F9Q 772	80,000	4	1870	60 kW	D	1027	21	K9K	76,000	4	1461	48 - 81 kW	D	1026	9
F9Q 774	80,000	4	1870	60 kW	D	1027	21	M1D	84,000	4	1994	110 kW	D	1029	29
F9Q	80,000	4	1870	74 - 88 kW	D	1027	20	M9R 630	84,000	4	1995	66 - 84 kW	D	1029	29
G9T 722	87,000	4	2188	66 kW	D	1030	37	M9R 692	84,000	4	1995	66 - 84 kW	D	1029	30
G9T 750	87,000	4	2188	66 kW	D	1030	37	M9R 760	84,000	4	1995	127 - 130 kW	D	1029	29
G9U 135	89,000	4	2464	100 kW	D	1030	38	M9R 780	84,000	4	1995	66 - 84 kW	D	1029	29
G9U 630	89,000	4	2463	84 - 107 kW	D	1030	39	M9R 782	84,000	4	1995	66 kW	D	1029	29
G9U 632	89,000	4	2463	88 - 107 kW	D	1030	39	M9R 786	84,000	4	1995	66 - 84 kW	D	1029	31
G9U 650	89,000	4	2463	74 - 88 kW	D	1030	39	M9R	84,000	4	1995	110 - 130 kW	D	1029	29
G9U 720	89,000	4	2463	73 - 84 kW	D	1030	39	M9T 670	85,000	4	2299	74 - 92 kW	D	1029	33
G9U 724	89,000	4	2463	84 kW	D	1030	39	M9T 672	85,000	4	2299	74 - 92 kW	D	1029	33
G9U 730	89,000	4	2463	99 kW	D	1030	39	M9T 676	85,000	4	2299	74 - 92 kW	D	1029	33
G9U 750	89,000	4	2463	73 - 84 kW	D	1030	39	M9T 678	85,000	4	2299	107 kW	D	1029	33
G9U 754	89,000	4	2463	73 - 84 kW	D	1030	39	M9T 680	85,000	4	2299	92 - 107 kW	D	1029	33
GA14DE	73,600	4	1392	55 - 64 kW	B	1025	5	M9T 686	85,000	4	2299	92 kW	D	1029	33
GA14DS	73,600	4	1392	55 - 63 kW	B	1025	5	M9T 690	85,000	4	2299	74 - 92 kW	D	1029	33
GA14S	73,600	4	1392	55 - 60 kW	B	1025	6	M9T 692	85,000	4	2299	66 - 92 kW	D	1029	33
GA16DE	76,000	4	1597	60 - 88 kW	B	1026	8	M9T 694	85,000	4	2299	107 kW	D	1029	33
GA16DS	76,000	4	1597	64 - 79 kW	B	1026	8	M9T 696	85,000	4	2299	92 - 107 kW	D	1029	33
H4B 408	72,200	3	898	66 kW	B	1025	4	M9T 698	85,000	4	2299	92 - 107 kW	D	1029	33
HR09DET	72,200	3	898	64 - 66 kW	B	1025	4	M9T 700	85,000	4	2298	100 - 120 kW	D	1029	34
HR12DDT	72,200	4	1197	85 kW	B	1025	4	M9T 702	85,000	4	2299	100 - 120 kW	D	1029	33
HRA2DDT	72,200	4	1197	85 kW	B	1025	4	M9T 704	85,000	4	2298	81 - 96 kW	D	1029	34
JN	81,000	4	1781	67 kW	B	1028	25	M9T 706	85,000	4	2299	107 - 125 kW	D	1029	33
K4M 742	79,500	4	1598	66 - 81 kW	B	1027	17	M9T 710	85,000	4	2299	96 - 120 kW	D	1029	34
K4M 752	79,500	4	1598	70 kW	B	1027	18	M9T 870	85,000	4	2299	74 - 92 kW	D	1029	35
K4M	79,500	4	1598	75 - 81 kW	B	1027	16	M9T 872	85,000	4	2298	92 kW	D	1029	34
K7J 700	75,800	4	1390	55 kW	B	1025	7	M9T 880	85,000	4	2299	110 kW	D	1029	35
K7M 710	79,500	4	1598	64 - 76 kW	B	1027	15	M9T 882	85,000	4	2298	92 - 96 kW	D	1029	34
K9K 270	76,000	4	1461	78 - 81 kW	D	1026	10	M9T 890	85,000	4	2298	74 - 92 kW	D	1029	34
K9K 276	76,000	4	1461	62 - 66 kW	D	1026	11	M9T 896	85,000	4	2299	92 - 110 kW	D	1029	35
K9K 278	76,000	4	1461	76 - 78 kW	D	1026	11	M9T 898	85,000	4	2298	92 - 110 kW	D	1029	34
K9K 282	76,000	4	1461	76 - 78 kW	D	1026	11	M9T	85,000	4	2299	74 - 125 kW	D	1029	33
K9K 288	76,000	4	1461	76 - 78 kW	D	1026	12	QG15DE	73,600	4	1498	66 - 80 kW	B	1025	5
K9K 292	76,000	4	1461	76 - 78 kW	D	1026	11	R9M 408	80,000	4	1598	66 - 85 kW	D	1027	19
K9K 400	76,000	4	1461	63 - 66 kW	D	1026	11	R9M 413	80,000	4	1598	70 - 89 kW	D	1028	23
K9K 410	76,000	4	1461	81 kW	D	1026	11	R9M 415	80,000	4	1598	70 - 89 kW	D	1028	24
K9K 430	76,000	4	1461	81 kW	D	1026	11	R9M 450	80,000	4	1598	88 - 103 kW	D	1027	19
K9K 608	76,000	4	1461	63 - 66 kW	D	1026	11	R9M 452	80,000	4	1598	92 - 118 kW	D	1028	23
K9K 628	76,000	4	1461	63 - 66 kW	D	1026	11	R9M	80,000	4	1598	70 - 107 kW	D	1028	22
K9K 636	76,000	4	1461	81 kW	D	1026	11	R9N 401	80,000	4	1749	110 kW	D	1028	24
K9K 646	76,000	4	1461	81 kW	D	1026	11	R9N	80,000	4	1749	96 - 120 kW	D	1028	24
K9K 700	76,000	4	1461	47 - 50 kW	D	1026	13	TD15	77,000	4	1527	42 kW	D	1026	14
K9K 702	76,000	4	1461	60 kW	D	1026	11	YD22DDT	86,000	4	2184	81 - 102 kW	D	1030	36
K9K 704	76,000	4	1461	47 - 48 kW	D	1026	13	YD22DDTi	86,000	4	2184	82 - 110 kW	D	1030	36
K9K 708	76,000	4	1461	48 - 50 kW	D	1026	11	YD22ETi	86,000	4	2184	84 - 100 kW	D	1030	36
K9K 710	76,000	4	1461	42 - 45 kW	D	1026	13	YD25DDTi	89,000	4	2488	76 - 140 kW	D	1030	40
K9K 714	76,000	4	1461	42 - 45 kW	D	1026	11								





## 69,000 mm

1

D4F 712 ,

**853871-4**

26,00 x 5,50 x 110,70 x 45°

**863872-4**

22,00 x 5,50 x 112,50 x 45°

**863880-4**

23,50 x 5,50 x 101,70 x 30°

## 69,000 mm

2

D7F 764 ,

**853800-4**

33,00 x 6,00 x 106,70 x 30°

**863801-4**

30,00 x 6,00 x 106,70 x 45°

## 71,000 mm

3

CR10DE ,

**855031-4**

34,00 x 8,00 x 105,00 x 45°

## 72,200 mm

4

H4B 408 , HR09DET , HR12DDT , HRA2DDT ,

**853879-4**

26,50 x 5,50 x 100,80 x 45°

**863880-4**

23,50 x 5,50 x 101,70 x 30°

## 73,600 mm

5

GA14DE , GA14DS , QG15DE ,

**853829-4**

29,00 x 5,50 x 92,25 x 45°

**863830-4**

24,00 x 5,50 x 92,50 x 45°

## 73,600 mm

6

GA14S ,

**863830-4**

24,00 x 5,50 x 92,50 x 45°

## 75,800 mm

7

K7J 700 ,

**853825-4**

37,50 x 7,00 x 107,80 x 30°

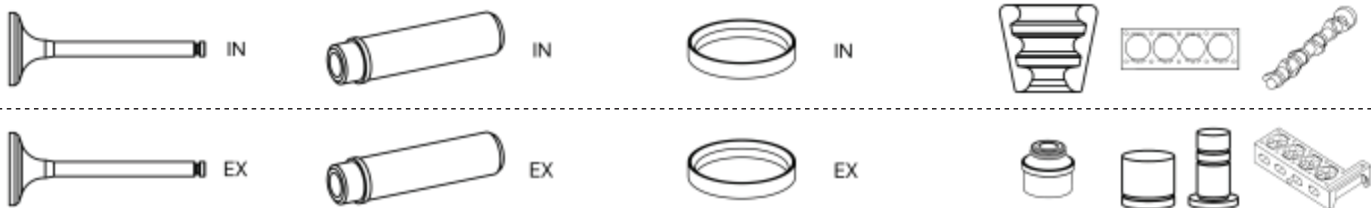
**863826-4**

33,60 x 7,00 x 107,50 x 45°

**K-7**

**915001-8**

Ø 7,00



**76,000 mm**

**8**

GA16DE , GA16DS ,

**863830-4**

24,00 x 5,50 x 92,50 x 45°

**76,000 mm**

**9**

K9K ,

**863868-4**

29,00 x 6,00 x 100,80 x 45°

**915097-8**

Ø 6,00

**76,000 mm**

**10**

K9K 270 ,

**853867-4**

33,50 x 6,00 x 101,90 x 45°

**M-6**

**863868-4**

29,00 x 6,00 x 100,80 x 45°

**76,000 mm**

**11**

K9K 276 , K9K 278 , K9K 282 , K9K 292 , K9K 400 , K9K 410 , K9K 430 , K9K 608 , K9K 628 , K9K 636 , K9K 646 , K9K 702 , K9K 708 , K9K 714 , K9K 716 , K9K 718 , K9K 728 , K9K 732 , K9K 764 , K9K 772 , K9K 796 , K9K 872 , K9K 892 , K9K 896 ,

**853867-4**

33,50 x 6,00 x 101,90 x 45°

**M-6**

**863868-4**

29,00 x 6,00 x 100,80 x 45°

**915097-8**

Ø 6,00

**76,000 mm**

**12**

K9K 288 ,

**915097-8**

Ø 6,00

**76,000 mm**

**13**

K9K 700 , K9K 704 , K9K 710 , K9K 722 ,

**853867-4**

33,50 x 6,00 x 101,90 x 45°

**M-6**

**863868-4**

29,00 x 6,00 x 100,80 x 45°

**915097-8**

Ø 6,00

**483801-1**

**77,000 mm**

**14**

TD15 ,

**511103-1**

**915001-8**

Ø 7,00



**79,500 mm**

**15**

K7M 710 ,

**853825-4**

37,50 x 7,00 x 107,80 x 30°

**K-7**

**863826-4**

33,60 x 7,00 x 107,50 x 45°

**915001-8**

Ø 7,00

**79,500 mm**

**16**

K4M ,

**863880-4**

23,50 x 5,50 x 101,70 x 30°

**973802-8**

Hydro

**79,500 mm**

**17**

K4M 742 ,

**853849-4**

32,70 x 5,50 x 109,25 x 45°

**863850-4**

28,10 x 5,50 x 107,55 x 45°

**79,500 mm**

**18**

K4M 752 ,

**853849-4**

32,70 x 5,50 x 109,25 x 45°

**863850-4**

28,10 x 5,50 x 107,55 x 45°

**973802-8**

Hydro

**863880-4**

23,50 x 5,50 x 101,70 x 30°

**80,000 mm**

**19**

R9M 408 , R9M 450 ,

**853873-4**

23,50 x 6,00 x 104,10 x 45°

**M-6**

**915097-8**

Ø 6,00

**80,000 mm**

**20**

F9Q ,

**883803-4**

12,06 x 7,00 x 38,30 | IN | EX

**915001-8**

Ø 7,00

**80,000 mm**

**21**

F9Q 760 , F9Q 762 , F9Q 772 , F9Q 774 ,

**853803-4**

35,30 x 7,00 x 111,00 x 45°

**883803-4**

12,06 x 7,00 x 38,30 | IN | EX

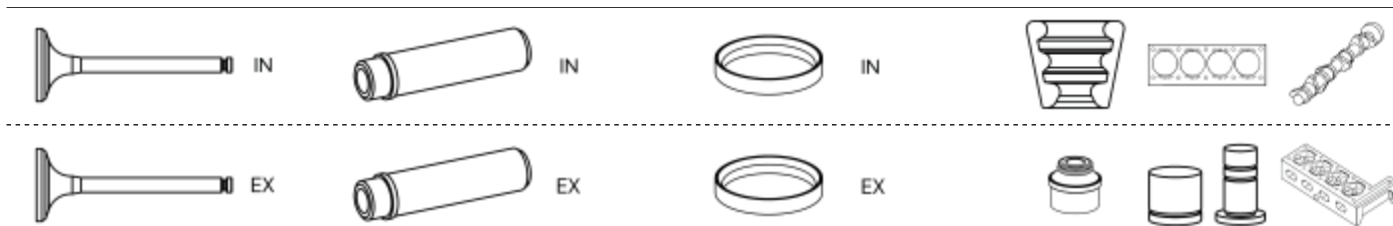
**K-7**

**863804-4**

32,70 x 7,00 x 110,80 x 45°

**915001-8**

Ø 7,00



<b>80,000 mm</b>	<b>22</b>
------------------	-----------

R9M ,	
<b>853873-4</b>	<b>M-6</b>
23,50 x 6,00 x 104,10 x 45°	
<b>863874-4</b>	<b>915097-8</b> <b>973801-8</b>
23,40 x 6,00 x 104,10 x 45°	
Ø 6,00   Hydro	

<b>80,000 mm</b>	<b>23</b>
------------------	-----------

R9M 413 , R9M 452 ,	
<b>853873-4</b>	<b>M-6</b>
23,50 x 6,00 x 104,10 x 45°	
<b>863874-4</b>	<b>915097-8</b>
23,40 x 6,00 x 104,10 x 45°	
Ø 6,00	

<b>80,000 mm</b>	<b>24</b>
------------------	-----------

R9M 415 , R9N 401 , R9N ,	
<b>853873-4</b>	
23,50 x 6,00 x 104,10 x 45°	
	<b>915097-8</b>
	Ø 6,00

<b>81,000 mm</b>	<b>25</b>
------------------	-----------

JN ,	
<b>880223-4</b>	<b>M-8</b> <b>905002-1</b>
12,07 x 8,00 x 42,50   IN   EX	
<b>860215-4</b>	<b>912801-8</b>
33,20 x 8,00 x 98,50 x 45°	
Ø 8,00	

<b>82,700 mm</b>	<b>26</b>
------------------	-----------

F4R ,	
	<b>915097-8</b>
	Ø 6,00

<b>82,700 mm</b>	<b>27</b>
------------------	-----------

F4R 720 , F4R 722 , F4R 820 ,	
<b>853863-4</b>	
33,50 x 5,50 x 110,10 x 45°	
<b>863864-4</b>	<b>973802-8</b>
29,00 x 5,50 x 108,90 x 45°	
Hydro	
<b>863880-4</b>	
23,50 x 5,50 x 101,70 x 30°	

<b>83,000 mm</b>	<b>28</b>
------------------	-----------

274A ,	
	<b>915097-8</b>
	Ø 6,00



## 84,000 mm

29

M1D , M9R 630 , M9R 760 , M9R 780 , M9R 782 , M9R ,

853809-4

883811-4

M-6

27,70 x 6,00 x 103,95 x 45°

11,05 x 6,00 x 42,40 | IN | EX

863810-4

973801-8

26,00 x 6,00 x 103,80 x 45°

Hydro

## 84,000 mm

30

M9R 692 ,

863810-4

973801-8

26,00 x 6,00 x 103,80 x 45°

Hydro

## 84,000 mm

31

M9R 786 ,

853809-4

M-6

27,70 x 6,00 x 103,95 x 45°

863810-4

973801-8

26,00 x 6,00 x 103,80 x 45°

Hydro

## 84,800 mm

32

18LE ,

913501-8

Ø 7,00

## 85,000 mm

33

M9T 670 , M9T 672 , M9T 676 , M9T 678 , M9T 680 , M9T 686 , M9T 690 , M9T 692 , M9T 694 , M9T 696 , M9T 698 , M9T 702 , M9T 706 , M9T ,

853809-4

883811-4

M-6

27,70 x 6,00 x 103,95 x 45°

11,05 x 6,00 x 42,40 | IN | EX

863810-4

973801-8

26,00 x 6,00 x 103,80 x 45°

Hydro

## 85,000 mm

34

M9T 700 , M9T 704 , M9T 710 , M9T 872 , M9T 882 , M9T 890 , M9T 898 ,

853809-4

M-6

27,70 x 6,00 x 103,95 x 45°

863810-4

26,00 x 6,00 x 103,80 x 45°

## 85,000 mm

35

M9T 870 , M9T 880 , M9T 896 ,

853809-4

883811-4

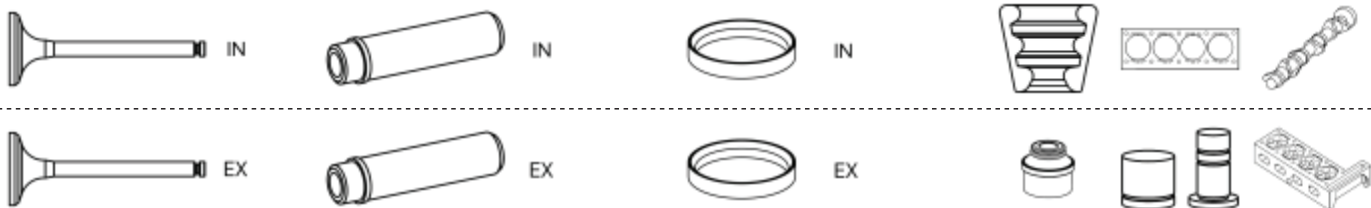
M-6

27,70 x 6,00 x 103,95 x 45°

11,05 x 6,00 x 42,40 | IN | EX

863810-4

26,00 x 6,00 x 103,80 x 45°



## 86,000 mm

36

YD22DDT , YD22DDTi , YD22ETi ,

**859101-4**

28,00 x 6,00 x 106,70 x 45°

## 87,000 mm

37

G9T 722 , G9T 750 ,

**853801-4**

**883813-4**

30,70 x 6,00 x 123,20 x 45°

11,04 x 6,00 x 50,00 | IN | EX

**863802-4**

29,50 x 6,00 x 123,00 x 45°

**915097-8**

Ø 6,00

## 89,000 mm

38

G9U 135 ,

**915097-8**

Ø 6,00

## 89,000 mm

39

G9U 630 , G9U 632 , G9U 650 , G9U 720 , G9U 724 , G9U 730 , G9U 750 , G9U 754 ,

**853801-4**

**883813-4**

30,70 x 6,00 x 123,20 x 45°

11,04 x 6,00 x 50,00 | IN | EX

**863802-4**

29,50 x 6,00 x 123,00 x 45°

**915097-8**

Ø 6,00

## 89,000 mm

40

YD25DDTi ,

**859101-4**






28,00 x 6,00 x 106,70 x 45°

**869102-4**

26,00 x 6,00 x 105,50 x 45°















ADAM (M13) 1.0	B 10 XFL	07.14 - 11.18	999	B	66 kW	1066	15
ADAM (M13) 1.0	B 10 XFT	07.14 - 11.18	999	B	85 kW	1066	15
ADAM (M13) 1.0	D 10 XFL	07.14 - 11.18	999	B	66 kW	1066	15
ADAM (M13) 1.0	F 10 XFL	07.14 - 11.18	999	B	66 kW	1066	15
ADAM (M13) 1.2	A 12 XEL	10.12 - 02.19	1229	B	51 kW	1065	13
ADAM (M13) 1.2	B 12 XEL	10.12 - 02.19	1229	B	51 kW	1065	13
ADAM (M13) 1.2	D 12 XEL	10.12 - 02.19	1229	B	51 kW	1066	14
ADAM (M13) 1.4 LPG	A 14 XEL	07.13 - 11.18	1398	B/G	64 kW	1065	11
ADAM (M13) 1.4 LPG	B 14 XEL	07.13 - 11.18	1398	B/G	64 kW	1065	13
ADAM (M13) 1.4 S	B 14 NEH	11.14 - 01.19	1364	B	110 kW	1065	8
ADAM (M13) 1.4	A 14 XEL	10.12 - 02.19	1398	B	64 kW	1065	11
ADAM (M13) 1.4	A 14 XER	10.12 - 02.19	1398	B	74 kW	1065	11
ADAM (M13) 1.4	B 14 XEL	10.12 - 02.19	1398	B	64 kW	1065	13
ADAM (M13) 1.4	B 14 XER	10.12 - 02.19	1398	B	74 kW	1065	13
AGILA (A) (H00) 1.0 (F68)	Z 10 XEP	08.03 - 12.07	998	B	44 kW	1065	11
AGILA (A) (H00) 1.0 12V (F68)	Z 10 XE	09.00 - 12.07	973	B	43 kW	1065	10
AGILA (A) (H00) 1.2 16V (F68)	Z 12 XE	09.00 - 12.07	1199	B	55 kW	1065	10
AGILA (A) (H00) 1.2 16V Twinport (F68)	Z 12 XEP	07.04 - 12.07	1229	B	59 kW	1065	11
AGILA (A) (H00) 1.3 CDTI (F68)	Z 13 DT	08.03 - 12.07	1248	D	51 kW	1064	4
AGILA (B) (H08) 1.3 CDTI (F68)	D13A	04.08 - 04.10	1248	D	55 kW	1064	1
AGILA (B) (H08) 1.3 CDTI (F68)	Z 13 DTJ	04.08 - 04.10	1248	D	55 kW	1064	4
AMPERA (R12) EV 150	A 14 XFL	11.11 - 03.15	1398	B	111 kW	1065	12
ANTARA A (L07) 2.0 CDTI 4x4	Z 20 DMH	07.06 - 12.11	1991	D	110 kW	1076	87
ANTARA A (L07) 2.0 CDTI 4x4	Z 20 S	07.06 - 12.11	1991	D	110 kW	1076	88
ANTARA A (L07) 2.0 CDTI	Z 20 DMH	08.06 - 12.11	1991	D	110 kW	1076	87
ANTARA A (L07) 2.0 CDTI	Z 20 DM	09.08 - 12.11	1991	D	93 kW	1076	86
ANTARA A (L07) 2.0 CDTI	Z 20 S	03.07 - 12.11	1991	D	93 kW	1076	88
ANTARA A (L07) 2.0 CDTI	Z 20 S	08.06 - 12.11	1991	D	110 kW	1076	88
ANTARA A (L07) 2.4 4x4	Z 24 XE	08.06 - 12.13	2405	B	103 kW	1081	120
ANTARA A (L07) 2.4 LPG 4x4	Z 24 XE	08.06 - 12.10	2405	B/G	103 kW	1081	120
ANTARA A (L07) 2.4 LPG	Z 24 XE	10.08	2405	B/G	103 kW	1081	120
ANTARA A (L07) 2.4	Z 24 XED	07.06 - 12.11	2405	B	104 kW	1081	118
ANTARA A (L07) 2.4	Z 24 XE	07.06 - 12.11	2405	B	104 kW	1081	120
ANTARA A (L07) 2.4	Z 24 XE	09.08 - 12.11	2405	B	103 kW	1081	120
ARENA Bus (A97) 1.9 D (TF1G/M, THBJ/L)	19 DJ	01.97 - 12.01	1870	D	44 kW	1074	69
ARENA Bus (A97) 1.9 D (TF1G/M, THBJ/L)	19 DL	01.97 - 12.01	1870	D	44 kW	1074	69
ARENA Combi (A97) 1.9 D	F8Q 600	03.98 - 08.01	1870	D	44 kW	1073	64
ARENA Combi (A97) 1.9 D	F8Q 606	03.98 - 08.01	1870	D	44 kW	1073	64
ARENA Combi (A97) 2.5 D	S8U 758	03.98 - 08.01	2499	D	55 kW	1082	127
ARENA Combi (A97) 2.5 D	S8U 780	03.98 - 08.01	2499	D	55 kW	1082	127
ARENA Combi (A97) 2.5 D	S8U 782	03.98 - 08.01	2499	D	55 kW	1082	127
ARENA Kasten (A97) 1.9 D (TF1J/L, THBJ/L)	19 DJ	01.97 - 12.01	1870	D	44 kW	1074	69
ARENA Kasten (A97) 1.9 D (TF1J/L, THBJ/L)	19 DL	01.97 - 12.01	1870	D	44 kW	1074	69
ARENA Kasten (TB, TF) 1.9 D	F8Q 600	03.98 - 08.01	1870	D	44 kW	1073	64
ARENA Kasten (TB, TF) 1.9 D	F8Q 606	03.98 - 08.01	1870	D	44 kW	1073	64
ARENA Kasten (TB, TF) 2.5 D	S8U 758	03.98 - 08.01	2499	D	55 kW	1082	127
ARENA Kasten (TB, TF) 2.5 D	S8U 780	03.98 - 08.01	2499	D	55 kW	1082	127
ARENA Kasten (TB, TF) 2.5 D	S8U 782	03.98 - 08.01	2499	D	55 kW	1082	127
ASCONA A (81_, 86_, 87_, 88_) 1.2 S	12 S	04.72 - 08.75	1196	B	44 kW	1071	47
ASCONA A (81_, 86_, 87_, 88_) 1.6 N	16 N	10.70 - 02.75	1584159 8	B	50 kW	1078	10068
ASCONA A (81_, 86_, 87_, 88_) 1.6 N	16 N	03.75 - 08.75	1584159 8	B	44 kW	1078	10068
ASCONA A (81_, 86_, 87_, 88_) 1.6 S	16 S	10.70 - 02.75	1584	B	59 kW	1078	101
ASCONA A (81_, 86_, 87_, 88_) 1.6 S	16 S	03.75 - 08.75	1584	B	55 kW	1078	101
ASCONA A Voyage (84_, 89_) 1.6 N	16 N	03.75 - 08.75	1584159 8	B	44 kW	1078	10068
ASCONA A Voyage (84_, 89_) 1.6 N	16 N	10.70 - 02.75	1584159 8	B	50 kW	1078	10068
ASCONA A Voyage (84_, 89_) 1.6 S	16 S	03.75 - 08.75	1584	B	55 kW	1078	101
ASCONA A Voyage (84_, 89_) 1.6 S	16 S	10.70 - 02.75	1584	B	59 kW	1078	101
ASCONA B (81_, 86_, 87_, 88_) 1.2 S	12 S	09.75 - 02.79	1196	B	44 kW	1071	47
ASCONA B (81_, 86_, 87_, 88_) 1.2	12 N	08.76 - 02.79	1196	B	40 kW	1071	48

			<b>ccm</b>		<b>kw</b>		<b>1 POS</b>
ASCONA B (81_, 86_, 87_, 88_) 1.3 N	13 N	03.79 - 08.81	1297	B	44 kW	1066	16
ASCONA B (81_, 86_, 87_, 88_) 1.3 S	13 S	08.79 - 08.81	1297	B	55 kW	1066	17
ASCONA B (81_, 86_, 87_, 88_) 1.6 N	16 N	09.75 - 08.81	15841598	B	44 kW	1078	10068
ASCONA B (81_, 86_, 87_, 88_) 1.6 S	16 S	09.75 - 08.81	1584	B	55 kW	1078	101
ASCONA B (81_, 86_, 87_, 88_) 2.0 E	20 E	08.79 - 08.81	1979	B	81 kW	1082	130
ASCONA C (J82) 1.3 N (F11, M11, F69)	13 N	09.81 - 08.86	1297	B	44 kW	1066	16
ASCONA C (J82) 1.3 S (F11, M11, F68, M68)	13 S	09.81 - 08.88	1297	B	55 kW	1066	17
ASCONA C (J82) 1.6 (F11, F68, M11, M68)	16 SV	09.86 - 08.88	1598	B	60 kW	1069	37
ASCONA C (J82) 1.6 (F11, M11, F68, M68)	16 N	09.81 - 09.87	15841598	B	55 kW	1078	10068
ASCONA C (J82) 1.6 D (F11, M11, F68, M68)	16 DA	03.82 - 08.88	1598	D	40 kW	1073	67
ASCONA C (J82) 1.6 D (F11, M11, F68, M68)	16 D	03.82 - 08.88	1598	D	40 kW	1073	63
ASCONA C (J82) 1.6 S (F11, M11, F68, M68)	16 SH	09.81 - 08.86	1598	B	66 kW	1074	68
ASCONA C (J82) 1.6 i (F11, M11, F68, M68)	E 16 LZ	09.87 - 08.88	1598	B	55 kW	1069	40
ASCONA C (J82) 1.6 i (F11, M11, F68, M68)	E 16 NZ	09.87 - 08.88	1598	B	55 kW	1069	37
ASCONA C (J82) 1.6 i Cat (F11, M11, F68, M68)	C 16 LZ	09.86 - 08.88	1598	B	55 kW	1069	37
ASCONA C (J82) 1.6 i Cat (F11, M11, F68, M68)	C 16 NZ	09.86 - 08.88	1598	B	55 kW	1071	52
ASCONA C (J82) 1.8 (F11, M11, F68, M68)	E 18 NV	09.87 - 08.88	1796	B	62 kW	1078	98
ASCONA C (J82) 1.8 E (F11, M11, F68, M68)	C 18 NE	01.85 - 08.86	1796	B	74 kW	1078	98
ASCONA C (J82) 1.8 E (F11, M11, F68, M68)	S 18 NV	01.85 - 08.86	1796	B	74 kW	1078	98
ASCONA C (J82) 1.8 i (F11, M11, F68, M68)	18 E	09.82 - 08.86	1796	B	85 kW	1077	95
ASCONA C (J82) 2.0 i (F11, M11, F68, M68)	20 NE	09.86 - 08.88	1998	B	85 kW	1079	105
ASCONA C (J82) 2.0 i (F11, M11, F68, M68)	C 20 NEF	08.87 - 08.88	1998	B	74 kW	1080	112
ASCONA C (J82) 2.0 i Cat (F11, M11, F68, M68)	C 20 NE	09.86 - 08.88	1998	B	85 kW	1079	105
ASCONA C (J82) 2.0 i GT (F11, M11, F68, M68)	20 SEH	03.87 - 08.88	1998	B	95 kW	1079	105
ASCONA C CC (J82) 1.3 N (F68, M68)	13 N	09.81 - 08.86	1297	B	44 kW	1066	16
ASCONA C CC (J82) 1.3 S (F68, M68)	13 S	09.81 - 08.88	1297	B	55 kW	1066	17
ASCONA C CC (J82) 1.6 (F68, M68)	16 N	09.81 - 08.88	15841598	B	55 kW	1078	10068
ASCONA C CC (J82) 1.6 (F68, M68)	16 SV	09.86 - 08.88	1598	B	60 kW	1069	37
ASCONA C CC (J82) 1.6 D (F68, M68)	16 DA	03.82 - 08.88	1598	D	40 kW	1073	67
ASCONA C CC (J82) 1.6 D (F68, M68)	16 D	03.82 - 08.88	1598	D	40 kW	1073	63
ASCONA C CC (J82) 1.6 S (F68, M68)	16 SH	09.81 - 08.86	1598	B	66 kW	1074	68
ASCONA C CC (J82) 1.6 i (F68, M68)	E 16 NZ	09.87 - 08.88	1598	B	55 kW	1069	37
ASCONA C CC (J82) 1.6 i Cat (F68, M68)	C 16 LZ	09.86 - 08.88	1598	B	55 kW	1069	37
ASCONA C CC (J82) 1.6 i Cat (F68, M68)	C 16 NZ	09.86 - 08.88	1598	B	55 kW	1071	52
ASCONA C CC (J82) 1.8 (F68, M68)	E 18 NV	09.87 - 08.88	1796	B	62 kW	1078	98
ASCONA C CC (J82) 1.8 E (F68, M68)	C 18 NE	01.85 - 08.86	1796	B	74 kW	1078	98
ASCONA C CC (J82) 1.8 E (F68, M68)	S 18 NV	01.85 - 08.86	1796	B	74 kW	1078	98
ASCONA C CC (J82) 1.8 i (F68, M68)	18 E	09.82 - 08.86	1796	B	85 kW	1077	95
ASCONA C CC (J82) 2.0 i (F68, M68)	20 NE	09.86 - 08.88	1998	B	85 kW	1079	105
ASCONA C CC (J82) 2.0 i Cat (F68, M68)	C 20 NE	09.86 - 08.88	1998	B	85 kW	1079	105
ASCONA C CC (J82) 2.0 i GT (F68, M68)	20 SEH	03.87 - 08.88	1998	B	95 kW	1079	105
ASTRA F (T92) 1.4 (F19, M19)	14 NV	09.91 - 09.93	1389	B	55 kW	1068	29
ASTRA F (T92) 1.4 (F19, M19)	14 SE	09.92 - 09.98	1389	B	60 kW	1068	31
ASTRA F (T92) 1.4 Si (F19, M19)	C 14 SE	03.92 - 09.98	1389	B	60 kW	1068	31
ASTRA F (T92) 1.4 i (F19, M19)	C 14 NZ	09.91 - 09.98	1389	B	44 kW	1068	30
ASTRA F (T92) 1.4 i (F19, M19)	X 14 NZ	09.91 - 09.98	1389	B	44 kW	1068	30
ASTRA F (T92) 1.4 i 16V (F19, M19)	X 14 XE	02.96 - 09.98	1389	B	66 kW	1068	33
ASTRA F (T92) 1.6 (F19, M19)	16 LZ2	09.95 - 09.98	1598	B	55 kW	1069	38
ASTRA F (T92) 1.6 (F19, M19)	16 NZR	09.95 - 09.98	1598	B	55 kW	1071	49
ASTRA F (T92) 1.6 Si (F19, M19)	C 16 SE	05.92 - 12.94	1598	B	74 kW	1069	39
ASTRA F (T92) 1.6 i (F19, M19)	C 16 NZ	03.92 - 09.98	1598	B	55 kW	1071	52
ASTRA F (T92) 1.6 i (F19, M19)	X 16 SZR	03.92 - 09.98	1598	B	55 kW	1069	39
ASTRA F (T92) 1.6 i (F19, M19)	X 16 SZ	05.93 - 07.96	1598	B	52 kW	1069	39
ASTRA F (T92) 1.6 i 16V (F19, M19)	X 16 XEL	08.94 - 09.98	1598	B	74 kW	1070	46
ASTRA F (T92) 1.7 D (F19, M19)	17 DR	07.92 - 09.98	1699	D	44 kW	1076	84
ASTRA F (T92) 1.7 D (F19, M19)	17 D	03.92 - 09.92	1699	D	42 kW	1076	84
ASTRA F (T92) 1.7 TD (F19, M19)	X 17 DTL	11.94 - 09.98	1699	D	50 kW	1076	84
ASTRA F (T92) 1.7 TDS (F19, M19)	17 DT (TC4EE1)	03.92 - 09.98	1686	D	60 kW	1071	50
ASTRA F (T92) 1.7 TDS (F19, M19)	X 17 DT (TC4EE1)	03.92 - 09.98	1686	D	60 kW	1072	54
ASTRA F (T92) 1.8 i (F19, M19)	C 18 NZ	03.92 - 09.98	1796	B	66 kW	1078	98










							
ASTRA F (T92) 1.8 i 16V (F19, M19)	18 SE	09.95 - 09.96	1796	B	82 kW	1078	97
ASTRA F (T92) 1.8 i 16V (F19, M19)	C 18 SEL	11.94 - 09.98	1799	B	85 kW	1075	80
ASTRA F (T92) 1.8 i 16V (F19, M19)	C 18 XEL	11.94 - 09.98	1799	B	85 kW	1075	81
ASTRA F (T92) 1.8 i 16V (F19, M19)	C 18 XE	06.93 - 10.94	1799	B	92 kW	1075	81
ASTRA F (T92) 1.8 i 16V (F19, M19)	X 18 XE	11.94 - 09.98	1799	B	85 kW	1075	79
ASTRA F (T92) 2.0 i (F19, M19)	C 20 NE	03.92 - 09.98	1998	B	85 kW	1079	105
ASTRA F (T92) 2.0 i 16V (F19, M19)	X 20 XEV	02.95 - 09.98	1998	B	100 kW	1079	106
ASTRA F CC (T92) 1.4 (F08, M08, F68, M68)	14 NV	09.91 - 09.93	1389	B	55 kW	1068	29
ASTRA F CC (T92) 1.4 (F08, M08, F68, M68)	14 SE	09.92 - 01.98	1389	B	60 kW	1068	31
ASTRA F CC (T92) 1.4 Si (F08, M08, F68, M68)	C 14 SE	03.92 - 01.98	1389	B	60 kW	1068	31
ASTRA F CC (T92) 1.4 i (F08, M08, F68, M68)	C 14 NZ	09.91 - 01.98	1389	B	44 kW	1068	30
ASTRA F CC (T92) 1.4 i (F08, M08, F68, M68)	X 14 NZ	09.91 - 01.98	1389	B	44 kW	1068	30
ASTRA F CC (T92) 1.4 i 16V (F08, M08, F68, M68)	X 14 XE	09.96 - 02.98	1389	B	66 kW	1068	33
ASTRA F CC (T92) 1.6 (F08, M08, F68, M68)	16 LZ2	09.95 - 01.98	1598	B	55 kW	1069	38
ASTRA F CC (T92) 1.6 (F08, M08, F68, M68)	16 NZR	09.95 - 01.98	1598	B	55 kW	1071	49
ASTRA F CC (T92) 1.6 Si (F08, M08, F68, M68)	C 16 SE	03.92 - 12.94	1598	B	74 kW	1069	39
ASTRA F CC (T92) 1.6 i (F08, M08, F68, M68)	C 16 NZ	09.91 - 01.98	1598	B	55 kW	1071	52
ASTRA F CC (T92) 1.6 i (F08, M08, F68, M68)	X 16 SZR	09.91 - 01.98	1598	B	55 kW	1069	39
ASTRA F CC (T92) 1.6 i (F08, M08, F68, M68)	X 16 SZ	05.93 - 07.96	1598	B	52 kW	1069	39
ASTRA F CC (T92) 1.6 i 16V (F08, M08, F68, M68)	X 16 XEL	08.94 - 01.98	1598	B	74 kW	1070	46
ASTRA F CC (T92) 1.7 D (F08, M08, F68, M68)	17 DR	07.92 - 01.98	1699	D	44 kW	1076	84
ASTRA F CC (T92) 1.7 D (F08, M08, F68, M68)	17 D	12.91 - 09.92	1699	D	42 kW	1076	84
ASTRA F CC (T92) 1.7 TD (F08, M08, F68, M68)	X 17 DTL	11.94 - 01.98	1699	D	50 kW	1076	84
ASTRA F CC (T92) 1.7 TDS (F08, M08, F68, M68)	17 DT (TC4EE1)	12.91 - 01.98	1686	D	60 kW	1071	50
ASTRA F CC (T92) 1.7 TDS (F08, M08, F68, M68)	X 17 DT (TC4EE1)	12.91 - 01.98	1686	D	60 kW	1072	54
ASTRA F CC (T92) 1.8 (F08, M08, F68, M68)	18 SE	11.91 - 07.93	1796	B	85 kW	1078	97
ASTRA F CC (T92) 1.8 i (F08, M08, F68, M68)	C 18 NZ	09.91 - 01.98	1796	B	66 kW	1078	98
ASTRA F CC (T92) 1.8 i 16V (F08, M08, F68, M68)	C 18 XEL	09.94 - 01.98	1799	B	85 kW	1075	81
ASTRA F CC (T92) 1.8 i 16V (F08, M08, F68, M68)	C 18 XE	06.93 - 08.94	1799	B	92 kW	1075	81
ASTRA F CC (T92) 1.8 i 16V (F08, M08, F68, M68)	X 18 XE	09.94 - 01.98	1799	B	85 kW	1075	79
ASTRA F CC (T92) 2.0 GSI 16V (F08, M08, F68, M68)	C 20 XE	09.91 - 01.98	1998	B	110 kW	1080	111
ASTRA F CC (T92) 2.0 i (F08, M08, F68, M68)	C 20 NE	09.91 - 01.98	1998	B	85 kW	1079	105
ASTRA F CC (T92) 2.0 i 16V (F08, M08, F68, M68)	X 20 XEV	02.95 - 01.98	1998	B	100 kW	1079	106
ASTRA F CLASSIC CC (T92) 1.4 i (M08, M68, F08, F68)	X 14 NZ	01.98 - 08.02	1389	B	44 kW	1068	30
ASTRA F CLASSIC CC (T92) 1.6 i (F08, M08, F68, M68)	X 16 SZR	01.98 - 08.02	1598	B	55 kW	1069	39
ASTRA F CLASSIC CC (T92) 1.6 i 16V (F08, M08, F68, M68)	X 16 XEL	01.98 - 08.02	1598	B	74 kW	1070	46
ASTRA F CLASSIC Caravan (T92) 1.4 i (F35, M35)	X 14 NZ	01.98 - 01.05	1389	B	44 kW	1068	30
ASTRA F CLASSIC Caravan (T92) 1.6 i (F35, M35)	X 16 SZR	01.98 - 01.05	1598	B	55 kW	1069	39
ASTRA F CLASSIC Caravan (T92) 1.6 i 16V (F35, M35)	X 16 XEL	01.98 - 01.05	1598	B	74 kW	1070	46
ASTRA F CLASSIC Stufenheck (T92) 1.4 i (F19, M19)	X 14 NZ	01.98 - 08.02	1389	B	44 kW	1068	30
ASTRA F CLASSIC Stufenheck (T92) 1.6 i (F19, M19)	X 16 SZR	01.98 - 08.02	1598	B	55 kW	1069	39
ASTRA F CLASSIC Stufenheck (T92) 1.6 i 16V (F19, M19)	X 16 XEL	01.98 - 08.02	1598	B	74 kW	1070	46
ASTRA F Cabriolet (T92) 1.4 Si	C 14 SE	05.93 - 03.01	1389	B	60 kW	1068	31
ASTRA F Cabriolet (T92) 1.4 i 16V	X 14 XE	01.96 - 03.01	1389	B	66 kW	1068	33
ASTRA F Cabriolet (T92) 1.6 i	X 16 SZR	01.96 - 03.01	1598	B	55 kW	1069	39
ASTRA F Cabriolet (T92) 1.6 i	X 16 SZ	03.93 - 08.96	1598	B	52 kW	1069	39
ASTRA F Cabriolet (T92) 1.8 i 16V	C 18 XEL	11.94 - 03.01	1799	B	85 kW	1075	81
ASTRA F Cabriolet (T92) 1.8 i 16V	X 18 XE	11.94 - 03.01	1799	B	85 kW	1075	79
ASTRA F Cabriolet (T92) 2.0 i	C 20 NE	03.93 - 10.94	1998	B	85 kW	1079	105
ASTRA F Caravan (T92) 1.4 (F35, M35)	14 NV	09.91 - 09.93	1389	B	55 kW	1068	29
ASTRA F Caravan (T92) 1.4 (F35, M35)	14 SE	09.92 - 01.98	1389	B	60 kW	1068	31
ASTRA F Caravan (T92) 1.4 Si (F35, M35)	C 14 SE	03.92 - 01.98	1389	B	60 kW	1068	31
ASTRA F Caravan (T92) 1.4 i (F35, M35)	C 14 NZ	09.91 - 01.98	1389	B	44 kW	1068	30
ASTRA F Caravan (T92) 1.4 i (F35, M35)	X 14 NZ	09.91 - 01.98	1389	B	44 kW	1068	30
ASTRA F Caravan (T92) 1.4 i 16V (F35, M35)	X 14 XE	02.96 - 01.98	1389	B	66 kW	1068	33
ASTRA F Caravan (T92) 1.6 (F35, M35)	16 LZ2	09.95 - 01.98	1598	B	55 kW	1069	38
ASTRA F Caravan (T92) 1.6 (F35, M35)	16 NZR	09.95 - 01.98	1598	B	55 kW	1071	49
ASTRA F Caravan (T92) 1.6 Si (F35, M35)	C 16 SE	03.92 - 12.94	1598	B	74 kW	1069	39
ASTRA F Caravan (T92) 1.6 i (F35, M35)	C 16 NZ	09.91 - 01.98	1598	B	55 kW	1071	52
ASTRA F Caravan (T92) 1.6 i (F35, M35)	X 16 SZR	09.91 - 01.98	1598	B	55 kW	1069	39
ASTRA F Caravan (T92) 1.6 i (F35, M35)	X 16 SZ	05.93 - 07.96	1598	B	52 kW	1069	39
ASTRA F Caravan (T92) 1.6 i 16V (F35, M35)	X 16 XEL	08.94 - 01.98	1598	B	74 kW	1070	46

			<b>ccm</b>		<b>kw</b>		<b>1 POS</b>
ASTRA F Caravan (T92) 1.7 D (F35, M35)	17 DR	07.92 - 01.98	1699	D	44 kW	1076	84
ASTRA F Caravan (T92) 1.7 D (F35, M35)	17 D	12.91 - 09.92	1699	D	42 kW	1076	84
ASTRA F Caravan (T92) 1.7 TD (F35, M35)	X 17 DTL	11.94 - 01.98	1699	D	50 kW	1076	84
ASTRA F Caravan (T92) 1.7 TDS (F35, M35)	17 DT (TC4EE1)	12.91 - 01.98	1686	D	60 kW	1071	50
ASTRA F Caravan (T92) 1.7 TDS (F35, M35)	X 17 DT (TC4EE1)	12.91 - 01.98	1686	D	60 kW	1072	54
ASTRA F Caravan (T92) 1.8 (F35, M35)	18 SE	11.91 - 07.93	1796	B	85 kW	1078	97
ASTRA F Caravan (T92) 1.8 i (F35, M35)	C 18 NZ	09.91 - 01.98	1796	B	66 kW	1078	98
ASTRA F Caravan (T92) 1.8 i 16V (F35, M35)	C 18 XEL	07.94 - 01.98	1799	B	85 kW	1075	81
ASTRA F Caravan (T92) 1.8 i 16V (F35, M35)	C 18 XE	06.93 - 01.98	1799	B	92 kW	1075	81
ASTRA F Caravan (T92) 1.8 i 16V (F35, M35)	X 18 XE	07.94 - 01.98	1799	B	85 kW	1075	79
ASTRA F Caravan (T92) 2.0 i (F35, M35)	C 20 NE	09.91 - 07.94	1998	B	85 kW	1079	105
ASTRA F Caravan (T92) 2.0 i 16V (F35, M35)	C 20 XE	03.93 - 01.98	1998	B	110 kW	1080	111
ASTRA F Caravan (T92) 2.0 i 16V (F35, M35)	X 20 XEV	02.95 - 01.98	1998	B	100 kW	1079	106
ASTRA F Kasten/Kombi (T92) 1.4 i (F70)	C 14 NZ	10.91 - 01.99	1389	B	44 kW	1068	30
ASTRA F Kasten/Kombi (T92) 1.6 i (F70)	C 16 NZ	10.91 - 12.98	1598	B	55 kW	1071	52
ASTRA F Kasten/Kombi (T92) 1.6 i (F70)	C 16 SE	03.92 - 12.94	1598	B	74 kW	1069	39
ASTRA F Kasten/Kombi (T92) 1.6 i (F70)	X 16 SZR	10.91 - 12.98	1598	B	55 kW	1069	39
ASTRA F Kasten/Kombi (T92) 1.6 i (F70)	X 16 SZ	02.93 - 07.96	1598	B	52 kW	1069	39
ASTRA F Kasten/Kombi (T92) 1.6 i 16V (F70)	X 16 XEL	08.94 - 03.98	1598	B	74 kW	1070	46
ASTRA F Kasten/Kombi (T92) 1.7 D (F70)	17 DR	07.92 - 01.99	1699	D	44 kW	1076	84
ASTRA F Kasten/Kombi (T92) 1.7 D (F70)	17 D	12.91 - 09.92	1699	D	42 kW	1076	84
ASTRA F Kasten/Kombi (T92) 1.7 TD (F70)	X 17 DT (TC4EE1)	03.95 - 02.98	1686	D	60 kW	1072	54
ASTRA F Kasten/Kombi (T92) 1.7 TD (F70)	X 17 DTL	08.94 - 01.99	1699	D	50 kW	1076	84
ASTRA F Kasten/Kombi (T92) 1.8 i (F70)	C 18 NZ	06.93 - 08.94	1796	B	66 kW	1078	98
ASTRA G CC (T98) 1.2 16V (F08, F48)	X 12 XE	02.98 - 09.00	1199	B	48 kW	1065	10
ASTRA G CC (T98) 1.2 16V (F08, F48)	Z 12 XE	09.00 - 01.05	1199	B	55 kW	1065	10
ASTRA G CC (T98) 1.4 (F08, F48)	Z 14 XEP	09.07 - 12.09	1364	B	66 kW	1065	11
ASTRA G CC (T98) 1.4 16V (F08, F48)	X 14 XE	02.98 - 01.05	1389	B	66 kW	1068	33
ASTRA G CC (T98) 1.4 16V (F08, F48)	Z 14 XE	02.98 - 01.05	1389	B	66 kW	1068	33
ASTRA G CC (T98) 1.4 LPG (F08, F48)	X 14 XE	02.98 - 01.05	1389	B/G	66 kW	1068	33
ASTRA G CC (T98) 1.4 LPG (F08, F48)	Z 14 XE	02.98 - 01.05	1389	B/G	66 kW	1068	33
ASTRA G CC (T98) 1.6 (F08, F48)	X 16 SZR	02.98 - 09.00	1598	B	55 kW	1069	39
ASTRA G CC (T98) 1.6 (F08, F48)	Z 16 SE	09.00 - 01.05	1598	B	62 kW	1070	43
ASTRA G CC (T98) 1.6 (F08, F48)	Z 16 XEP	11.02 - 01.05	1598	B	76 kW	1072	59
ASTRA G CC (T98) 1.6 16V (F08, F48)	C 16 SEL	02.98 - 01.05	1598	B	74 kW	1070	45
ASTRA G CC (T98) 1.6 16V (F08, F48)	X 16 XEL	02.98 - 01.05	1598	B	74 kW	1070	46
ASTRA G CC (T98) 1.6 16V (F08, F48)	Z 16 XE	02.98 - 01.05	1598	B	74 kW	1070	44
ASTRA G CC (T98) 1.6 LPG (F08, F48)	X 16 SZR	03.98 - 01.05	1598	B/G	55 kW	1069	39
ASTRA G CC (T98) 1.6 LPG (F08, F48)	X 16 XEL	03.98 - 01.05	1598	B/G	74 kW	1070	46
ASTRA G CC (T98) 1.6 LPG (F08, F48)	Z 16 XEP	11.02 - 06.07	1598	B/G	76 kW	1072	59
ASTRA G CC (T98) 1.6 LPG (F08, F48)	Z 16 XE	03.98 - 01.05	1598	B/G	74 kW	1070	44
ASTRA G CC (T98) 1.6 LPG (F48)	Z 16 SE	03.98 - 01.05	1598	B/G	62 kW	1070	43
ASTRA G CC (T98) 1.7 CDTI (F08, F48)	Z 17 DTL	04.03 - 01.05	1686	D	59 kW	1072	57
ASTRA G CC (T98) 1.7 DTI 16V (F08, F48)	Y 17 DT	02.00 - 01.05	1686	D	55 kW	1072	57
ASTRA G CC (T98) 1.7 TD (F08, F48)	X 17 DTL	02.98 - 08.00	1699	D	50 kW	1076	84
ASTRA G CC (T98) 1.8 (F08, F48)	Z 18 XEL	02.03 - 01.04	1796	B	81 kW	1074	75
ASTRA G CC (T98) 1.8 16V (F08, F48)	X 18 XE1	02.98 - 09.00	1796	B	85 kW	1074	75
ASTRA G CC (T98) 1.8 16V (F08, F48)	Z 18 XE	09.00 - 01.05	1796	B	92 kW	1074	75
ASTRA G CC (T98) 2.0 16V (F08, F48)	C 20 SEL	02.98 - 01.05	1998	B	100 kW	1079	106
ASTRA G CC (T98) 2.0 16V (F08, F48)	X 20 XEV	02.98 - 01.05	1998	B	100 kW	1079	106
ASTRA G CC (T98) 2.0 16V OPC (F08, F48)	X 20 XER	11.99 - 09.02	1998	B	118 kW	1080	113
ASTRA G CC (T98) 2.0 DI (F08, F48)	X 20 DTL	02.98 - 01.05	1995	D	60 kW	1077	91
ASTRA G CC (T98) 2.0 DI (F08, F48)	Y 20 DTL	02.98 - 01.05	1995	D	60 kW	1077	94
ASTRA G CC (T98) 2.0 DTI 16V (F08, F48)	X 20 DTH	08.99 - 01.05	1995	D	74 kW	1077	91
ASTRA G CC (T98) 2.0 DTI 16V (F08, F48)	Y 20 DTH	08.99 - 01.05	1995	D	74 kW	1077	91
ASTRA G CC (T98) 2.0 OPC (F08, F48)	Z 20 LET	09.02 - 01.05	1998	B	141 kW	1079	106
ASTRA G CC (T98) 2.0 OPC (F08, F48)	Z 20 LET	11.02 - 01.05	1998	B	147 kW	1079	106
ASTRA G CC (T98) 2.2 16V (F08, F48)	Z 22 SE	06.00 - 01.05	2198	B	108 kW	1079	107
ASTRA G CC (T98) 2.2 DTI (F08, F48)	Y 22 DTR	09.02 - 01.05	2172	D	86 kW	1077	94
ASTRA G CC (T98) 2.2 DTI (F08, F48)	Y 22 DTR	09.02 - 01.05	2172	D	92 kW	1077	94
ASTRA G CLASSIC (T98) 1.4 16V (F08, F48)	Z 14 XE	05.04 - 07.09	1389	B	66 kW	1068	33
ASTRA G CLASSIC (T98) 1.6 (F08, F48)	Z 16 XEP	03.06 - 06.08	1598	B	76 kW	1072	59








ASTRA G CLASSIC (T98) 1.6 (F08, F48)	Z 16 XE	03.06 - 06.08	1598	B	76 kW	1070	44
ASTRA G CLASSIC (T98) 1.6 16V (F08, F48)	Z 16 XE	05.04 - 02.06	1598	B	74 kW	1070	44
ASTRA G CLASSIC (T98) 1.7 CDTI (F08, F48)	Z 17 DTL	06.04 - 07.09	1686	D	59 kW	1072	57
ASTRA G CLASSIC Caravan (F35) 1.4 (F35)	Z 14 XEP	10.07 - 07.09	1364	B	66 kW	1065	11
ASTRA G CLASSIC Caravan (F35) 1.4 16V	Z 14 XE	07.04 - 09.07	1389	B	66 kW	1068	33
ASTRA G CLASSIC Caravan (F35) 1.6	Z 16 XEP	02.06 - 07.09	1598	B	76 kW	1072	59
ASTRA G CLASSIC Caravan (F35) 1.6	Z 16 XE	06.04 - 02.06	1598	B	74 kW	1070	44
ASTRA G CLASSIC Caravan (F35) 1.7 CDTI	Z 17 DTL	05.04 - 07.09	1686	D	59 kW	1072	57
ASTRA G CLASSIC Stufenheck (T98) 1.4 16V (F69)	Z 14 XE	05.04 - 07.09	1389	B	66 kW	1068	33
ASTRA G CLASSIC Stufenheck (T98) 1.6 16V (F69)	Z 16 XE	03.04 - 01.08	1598	B	74 kW	1070	44
ASTRA G Cabriolet (T98) 1.6 (F67)	Z 16 XEP	01.03 - 10.05	1598	B	76 kW	1072	59
ASTRA G Cabriolet (T98) 1.6 16V (F67)	Z 16 XE	03.01 - 10.05	1598	B	74 kW	1070	44
ASTRA G Cabriolet (T98) 1.8 16V (F67)	Z 18 XE	03.01 - 10.05	1796	B	92 kW	1074	75
ASTRA G Cabriolet (T98) 2.0 16V Turbo (F67)	Z 20 LET	11.02 - 10.05	1998	B	147 kW	1079	106
ASTRA G Cabriolet (T98) 2.0 OPC (F67)	Z 20 LET	03.02 - 10.05	1998	B	141 kW	1079	106
ASTRA G Cabriolet (T98) 2.2 16V (F67)	Z 22 SE	03.01 - 10.05	2198	B	108 kW	1079	107
ASTRA G Cabriolet (T98) 2.2 DTI (F67)	Y 22 DTR	09.02 - 10.05	2172	D	92 kW	1077	94
ASTRA G Caravan (T98) 1.2 16V (F35)	X 12 XE	02.98 - 09.00	1199	B	48 kW	1065	10
ASTRA G Caravan (T98) 1.2 16V (F35)	Z 12 XE	09.00 - 07.04	1199	B	55 kW	1065	10
ASTRA G Caravan (T98) 1.4 16V (F35)	X 14 XE	06.98 - 07.04	1389	B	66 kW	1068	33
ASTRA G Caravan (T98) 1.4 16V (F35)	Z 14 XE	06.98 - 07.04	1389	B	66 kW	1068	33
ASTRA G Caravan (T98) 1.4 LPG (F35)	X 14 XE	03.98 - 07.04	1389	B/G	66 kW	1068	33
ASTRA G Caravan (T98) 1.4 LPG (F35)	Z 14 XE	03.98 - 07.04	1389	B/G	66 kW	1068	33
ASTRA G Caravan (T98) 1.6 (F35)	X 16 SZR	02.98 - 09.00	1598	B	55 kW	1069	39
ASTRA G Caravan (T98) 1.6 (F35)	Z 16 SE	09.00 - 07.04	1598	B	62 kW	1070	43
ASTRA G Caravan (T98) 1.6 (F35)	Z 16 XEP	12.02 - 05.04	1598	B	76 kW	1072	59
ASTRA G Caravan (T98) 1.6 16V (F35)	X 16 XEL	02.98 - 07.04	1598	B	74 kW	1070	46
ASTRA G Caravan (T98) 1.6 16V (F35)	Z 16 XE	02.98 - 07.04	1598	B	74 kW	1070	44
ASTRA G Caravan (T98) 1.6 CNG (F35)	Z 16 YNG	03.03 - 07.04	1598	B/G	71 kW	1073	61
ASTRA G Caravan (T98) 1.6 LPG (F35)	X 16 SZR	03.98 - 09.00	1598	B/G	55 kW	1069	39
ASTRA G Caravan (T98) 1.6 LPG (F35)	X 16 XEL	03.98 - 07.04	1598	B/G	74 kW	1070	46
ASTRA G Caravan (T98) 1.6 LPG (F35)	Z 16 SE	09.00 - 07.04	1598	B/G	62 kW	1070	43
ASTRA G Caravan (T98) 1.6 LPG (F35)	Z 16 XEP	06.02 - 07.04	1598	B/G	76 kW	1072	59
ASTRA G Caravan (T98) 1.6 LPG (F35)	Z 16 XE	03.98 - 07.04	1598	B/G	74 kW	1070	44
ASTRA G Caravan (T98) 1.7 CDTI (F35)	Z 17 DTL	04.03 - 05.04	1686	D	59 kW	1072	57
ASTRA G Caravan (T98) 1.7 DTI 16V (F35)	Y 17 DT	02.00 - 07.04	1686	D	55 kW	1072	57
ASTRA G Caravan (T98) 1.7 TD (F35)	X 17 DTL	02.98 - 08.00	1699	D	50 kW	1076	84
ASTRA G Caravan (T98) 1.8 16V (F35)	X 18 XE1	02.98 - 09.00	1796	B	85 kW	1074	75
ASTRA G Caravan (T98) 1.8 16V (F35)	Z 18 XE	09.00 - 07.04	1796	B	92 kW	1074	75
ASTRA G Caravan (T98) 2.0 16V (F35)	X 20 XEV	02.98 - 07.04	1998	B	100 kW	1079	106
ASTRA G Caravan (T98) 2.0 DI (F35)	X 20 DTL	02.98 - 07.04	1995	D	60 kW	1077	91
ASTRA G Caravan (T98) 2.0 DI (F35)	Y 20 DTL	02.98 - 07.04	1995	D	60 kW	1077	94
ASTRA G Caravan (T98) 2.0 DTI 16V (F35)	X 20 DTH	08.99 - 07.04	1995	D	74 kW	1077	91
ASTRA G Caravan (T98) 2.0 DTI 16V (F35)	Y 20 DTH	08.99 - 07.04	1995	D	74 kW	1077	91
ASTRA G Caravan (T98) 2.0 OPC (F35)	Z 20 LET	09.02 - 07.04	1998	B	141 kW	1079	106
ASTRA G Caravan (T98) 2.0 OPC (F35)	Z 20 LET	11.02 - 07.04	1998	B	147 kW	1079	106
ASTRA G Caravan (T98) 2.2 16V (F35)	Z 22 SE	03.01 - 07.04	2198	B	108 kW	1079	107
ASTRA G Caravan (T98) 2.2 DTI (F35)	Y 22 DTR	09.02 - 07.04	2172	D	86 kW	1077	94
ASTRA G Caravan (T98) 2.2 DTI (F35)	Y 22 DTR	09.02 - 07.04	2172	D	92 kW	1077	94
ASTRA G Coupe (T98) 1.6 16V (F07)	Z 16 XEP	03.00 - 05.05	1598	B	76 kW	1072	59
ASTRA G Coupe (T98) 1.6 16V (F07)	Z 16 XE	03.00 - 05.05	1598	B	74 kW	1070	44
ASTRA G Coupe (T98) 1.8 16V (F07)	X 18 XE1	03.00 - 10.00	1796	B	85 kW	1074	75
ASTRA G Coupe (T98) 1.8 16V (F07)	Z 18 XE	09.00 - 05.05	1796	B	92 kW	1074	75
ASTRA G Coupe (T98) 2.0 16V Turbo (F07)	Z 20 LET	09.00 - 08.01	1998	B	140 kW	1079	106
ASTRA G Coupe (T98) 2.0 16V Turbo (F07)	Z 20 LET	08.01 - 05.05	1998	B	141 kW	1079	106
ASTRA G Coupe (T98) 2.0 16V Turbo (F07)	Z 20 LET	11.02 - 05.05	1998	B	147 kW	1079	106
ASTRA G Coupe (T98) 2.2 16V (F07)	Z 22 SE	09.00 - 05.05	2198	B	108 kW	1079	107
ASTRA G Coupe (T98) 2.2 DTI (F07)	Y 22 DTR	09.02 - 05.05	2172	D	92 kW	1077	94
ASTRA G Kasten/Kombi (F70) 1.2 (F70)	X 12 XE	09.98 - 08.00	1199	B	48 kW	1065	10
ASTRA G Kasten/Kombi (F70) 1.4 (F70)	X 14 XE	09.98 - 04.05	1389	B	66 kW	1068	33
ASTRA G Kasten/Kombi (F70) 1.4 (F70)	Z 14 XE	09.98 - 04.05	1389	B	66 kW	1068	33
ASTRA G Kasten/Kombi (F70) 1.6 (F70)	C 16 SEL	09.98 - 01.04	1598	B	74 kW	1070	45

			<b>ccm</b>		<b>kw</b>		<b>1 POS</b>
ASTRA G Kasten/Kombi (F70) 1.6 (F70)	X 16 SZR	01.99 - 09.00	1598	B	55 kW	1069	39
ASTRA G Kasten/Kombi (F70) 1.6 (F70)	Z 16 SE	09.00 - 04.05	1598	B	62 kW	1070	43
ASTRA G Kasten/Kombi (F70) 1.6 (F70)	Z 16 XEP	02.04 - 11.04	1598	B	76 kW	1072	59
ASTRA G Kasten/Kombi (F70) 1.6 (F70)	Z 16 XE	09.98 - 01.04	1598	B	74 kW	1070	44
ASTRA G Kasten/Kombi (F70) 1.6 LPG (F70)	X 16 SZR	01.99 - 09.00	1598	B/G	55 kW	1069	39
ASTRA G Kasten/Kombi (F70) 1.6 LPG (F70)	Z 16 SE	12.00 - 04.05	1598	B/G	62 kW	1070	43
ASTRA G Kasten/Kombi (F70) 1.7 CDTi (F70)	Z 17 DTL	07.03 - 11.04	1686	D	59 kW	1072	57
ASTRA G Kasten/Kombi (F70) 1.7 DTi 16V (F70)	Y 17 DT	02.00 - 04.05	1686	D	55 kW	1072	57
ASTRA G Kasten/Kombi (F70) 1.7 TD (F70)	X 17 DTL	01.99 - 04.05	1699	D	50 kW	1076	84
ASTRA G Kasten/Kombi (F70) 2.0 DI (F70)	X 20 DTL	01.99 - 04.05	1995	D	60 kW	1077	91
ASTRA G Kasten/Kombi (F70) 2.0 DI (F70)	Y 20 DTL	01.99 - 04.05	1995	D	60 kW	1077	94
ASTRA G Kasten/Kombi (F70) 2.0 DTi (F70)	Y 20 DTH	09.00 - 04.05	1995	D	74 kW	1077	91
ASTRA G Stufenheck (T98) 1.2 16V (F69)	X 12 XE	09.98 - 09.00	1199	B	48 kW	1065	10
ASTRA G Stufenheck (T98) 1.2 16V (F69)	Z 12 XE	09.00 - 01.05	1199	B	55 kW	1065	10
ASTRA G Stufenheck (T98) 1.4 (F69)	Z 14 XEP	09.07 - 12.09	1364	B	66 kW	1065	11
ASTRA G Stufenheck (T98) 1.4 16V (F69)	X 14 XE	09.98 - 01.05	1389	B	66 kW	1068	33
ASTRA G Stufenheck (T98) 1.4 16V (F69)	Z 14 XE	09.98 - 01.05	1389	B	66 kW	1068	33
ASTRA G Stufenheck (T98) 1.4 LPG (F69)	X 14 XE	03.98 - 01.05	1389	B/G	66 kW	1068	33
ASTRA G Stufenheck (T98) 1.4 LPG (F69)	Z 14 XE	03.98 - 01.05	1389	B/G	66 kW	1068	33
ASTRA G Stufenheck (T98) 1.6 (F69)	X 16 SZR	09.98 - 09.00	1598	B	55 kW	1069	39
ASTRA G Stufenheck (T98) 1.6 (F69)	Z 16 SE	09.00 - 01.05	1598	B	62 kW	1070	43
ASTRA G Stufenheck (T98) 1.6 (F69)	Z 16 XEP	12.02 - 12.09	1598	B	76 kW	1072	59
ASTRA G Stufenheck (T98) 1.6 16V (F69)	X 16 XEL	09.98 - 01.05	1598	B	74 kW	1070	46
ASTRA G Stufenheck (T98) 1.6 16V (F69)	Z 16 XE	09.98 - 01.05	1598	B	74 kW	1070	44
ASTRA G Stufenheck (T98) 1.6 LPG (F69)	X 16 SZR	10.98 - 06.00	1598	B/G	55 kW	1069	39
ASTRA G Stufenheck (T98) 1.6 LPG (F69)	X 16 XEL	06.02 - 01.05	1598	B/G	74 kW	1070	46
ASTRA G Stufenheck (T98) 1.6 LPG (F69)	Z 16 SE	09.00 - 01.05	1598	B/G	62 kW	1070	43
ASTRA G Stufenheck (T98) 1.6 LPG (F69)	Z 16 XE	06.02 - 01.05	1598	B/G	74 kW	1070	44
ASTRA G Stufenheck (T98) 1.7 CDTi (F69)	Z 17 DTL	04.03 - 12.09	1686	D	59 kW	1072	57
ASTRA G Stufenheck (T98) 1.7 DTi 16V (F69)	Y 17 DT	02.00 - 01.05	1686	D	55 kW	1072	57
ASTRA G Stufenheck (T98) 1.7 TD (F69)	X 17 DTL	09.98 - 08.00	1699	D	50 kW	1076	84
ASTRA G Stufenheck (T98) 1.8 (F69)	Z 18 XEL	02.03 - 01.05	1796	B	81 kW	1074	75
ASTRA G Stufenheck (T98) 1.8 16V (F69)	X 18 XE1	09.98 - 09.00	1796	B	85 kW	1074	75
ASTRA G Stufenheck (T98) 1.8 16V (F69)	Z 18 XE	06.00 - 01.05	1796	B	92 kW	1074	75
ASTRA G Stufenheck (T98) 2.0 16V (F69)	X 20 XEV	09.98 - 01.05	1998	B	100 kW	1079	106
ASTRA G Stufenheck (T98) 2.0 DI (F69)	X 20 DTL	09.98 - 01.05	1995	D	60 kW	1077	91
ASTRA G Stufenheck (T98) 2.0 DI (F69)	Y 20 DTL	09.98 - 01.05	1995	D	60 kW	1077	94
ASTRA G Stufenheck (T98) 2.0 DTi 16V (F69)	X 20 DTH	08.99 - 01.05	1995	D	74 kW	1077	91
ASTRA G Stufenheck (T98) 2.0 DTi 16V (F69)	Y 20 DTH	08.99 - 01.05	1995	D	74 kW	1077	91
ASTRA G Stufenheck (T98) 2.2 16V (F69)	Z 22 SE	03.01 - 01.05	2198	B	108 kW	1079	107
ASTRA G Stufenheck (T98) 2.2 DTi (F69)	Y 22 DTR	09.02 - 01.05	2172	D	86 kW	1077	94
ASTRA G Stufenheck (T98) 2.2 DTi (F69)	Y 22 DTR	09.02 - 01.05	2172	D	92 kW	1077	94
ASTRA H (A04) 1.2 (L48)	Z 12 XEP	08.05 - 10.10	1229	B	59 kW	1065	11
ASTRA H (A04) 1.3 CDTi (L48)	Z 13 DTH	08.05 - 10.10	1248	D	66 kW	1064	4
ASTRA H (A04) 1.4 (L48)	Z 14 XEL	04.04 - 10.04	1364	B	55 kW	1065	11
ASTRA H (A04) 1.4 (L48)	Z 14 XEL	04.04 - 10.04	1364	B	59 kW	1065	11
ASTRA H (A04) 1.4 (L48)	Z 14 XEP	03.04 - 10.10	1364	B	66 kW	1065	11
ASTRA H (A04) 1.4 LPG (L48)	Z 14 XEP	08.09 - 10.10	1364	B/G	66 kW	1065	11
ASTRA H (A04) 1.6 (L48)	A 16 XER	12.06 - 05.14	1598	B	85 kW	1072	60
ASTRA H (A04) 1.6 (L48)	Z 16 XE1	03.04 - 10.10	1598	B	77 kW	1072	60
ASTRA H (A04) 1.6 (L48)	Z 16 XEP	03.04 - 10.10	1598	B	77 kW	1072	59
ASTRA H (A04) 1.6 (L48)	Z 16 XER	12.06 - 05.14	1598	B	85 kW	1072	60
ASTRA H (A04) 1.6 Turbo (L48)	A 16 LET	02.07 - 10.10	1598	B	132 kW	1072	60
ASTRA H (A04) 1.6 Turbo (L48)	Z 16 LET	02.07 - 10.10	1598	B	132 kW	1072	58
ASTRA H (A04) 1.7 CDTi (L48)	A 17 DTJ	02.07 - 05.14	1686	D	81 kW	1072	56
ASTRA H (A04) 1.7 CDTi (L48)	A 17 DTR	02.07 - 05.14	1686	D	92 kW	1072	56
ASTRA H (A04) 1.7 CDTi (L48)	Z 17 DTH	03.04 - 10.10	1686	D	74 kW	1072	57
ASTRA H (A04) 1.7 CDTi (L48)	Z 17 DTJ	02.07 - 05.14	1686	D	81 kW	1072	56
ASTRA H (A04) 1.7 CDTi (L48)	Z 17 DTL	03.04 - 10.10	1686	D	59 kW	1072	57
ASTRA H (A04) 1.7 CDTi (L48)	Z 17 DTR	02.07 - 05.14	1686	D	92 kW	1072	56
ASTRA H (A04) 1.8 (L48)	A 18 XER	01.06 - 10.10	1796	B	103 kW	1075	77
ASTRA H (A04) 1.8 (L48)	Z 18 XER	01.06 - 10.10	1796	B	103 kW	1075	76

















ASTRA H (A04) 1.8 (L48)	Z 18 XE	01.04 - 10.10	1796	B	92 kW	1074	75
ASTRA H (A04) 1.9 CDTI (L48)	Z 19 DTH	09.04 - 10.10	1910	D	110 kW	1075	82
ASTRA H (A04) 1.9 CDTI (L48)	Z 19 DTL	09.05 - 10.10	1910	D	74 kW	1076	83
ASTRA H (A04) 1.9 CDTI (L48)	Z 19 DT	06.04 - 10.10	1910	D	88 kW	1076	83
ASTRA H (A04) 1.9 CDTI 16V (L48)	Z 19 DTJ	04.04 - 10.10	1910	D	88 kW	1075	82
ASTRA H (A04) 2.0 Turbo (L48)	Z 20 LEH	03.05 - 10.10	1998	B	177 kW	1079	106
ASTRA H (A04) 2.0 Turbo (L48)	Z 20 LEL	03.04 - 10.10	1998	B	125 kW	1080	114
ASTRA H (A04) 2.0 Turbo (L48)	Z 20 LER	09.04 - 10.10	1998	B	147 kW	1079	106
ASTRA H CLASSIC Kombi (A04) 1.4 (L35)	Z 14 XEP	01.09	1364	B	66 kW	1065	11
ASTRA H CLASSIC Kombi (A04) 1.6 (L35)	Z 16 XER	12.06 - 05.14	1598	B	85 kW	1072	60
ASTRA H CLASSIC Kombi (A04) 1.7 CDTI (L35)	A 17 DTR	01.09	1686	D	92 kW	1072	56
ASTRA H CLASSIC Kombi (A04) 1.7 CDTI (L35)	Z 17 DTR	01.09	1686	D	92 kW	1072	56
ASTRA H CLASSIC Kombi (A04) 1.7 CDTI (L35)	Z 17 DTJ	01.09	1686	D	81 kW	1072	56
ASTRA H CLASSIC Kombi (A04) 1.8 (L35)	Z 18 XER	01.12 - 05.14	1796	B	103 kW	1075	76
ASTRA H CLASSIC Schrägheck (A04) 1.3 CDTI (L48)	Z 13 DTH	01.09	1248	D	66 kW	1064	4
ASTRA H CLASSIC Schrägheck (A04) 1.4 (L48)	Z 14 XEP	01.09	1364	B	66 kW	1065	11
ASTRA H CLASSIC Schrägheck (A04) 1.6 (L48)	Z 16 XER	01.09	1598	B	85 kW	1072	60
ASTRA H CLASSIC Schrägheck (A04) 1.7 CDTI (L48)	A 17 DTJ	01.09	1686	D	81 kW	1072	56
ASTRA H CLASSIC Schrägheck (A04) 1.7 CDTI (L48)	A 17 DTR	01.09	1686	D	92 kW	1072	56
ASTRA H CLASSIC Schrägheck (A04) 1.7 CDTI (L48)	Z 17 DTJ	01.09	1686	D	81 kW	1072	56
ASTRA H CLASSIC Schrägheck (A04) 1.7 CDTI (L48)	Z 17 DTR	01.09	1686	D	92 kW	1072	56
ASTRA H CLASSIC Schrägheck (A04) 1.8 (L48)	Z 18 XER	02.13	1796	B	103 kW	1075	76
ASTRA H CLASSIC Stufenheck (A04) 1.6 (L69)	Z 16 XER	01.09 - 05.14	1598	B	85 kW	1072	60
ASTRA H CLASSIC Stufenheck (A04) 1.7 CDTI (L69)	A 17 DTR	01.09	1686	D	92 kW	1072	56
ASTRA H CLASSIC Stufenheck (A04) 1.7 CDTI (L69)	Z 17 DTR	01.09	1686	D	92 kW	1072	56
ASTRA H CLASSIC Stufenheck (A04) 1.7 CDTI (L69)	Z 17 DTJ	01.09	1686	D	81 kW	1072	56
ASTRA H CLASSIC Stufenheck (A04) 1.8 (L69)	Z 18 XER	02.07 - 09.12	1796	B	103 kW	1075	76
ASTRA H Caravan (A04) 1.3 CDTI (L35)	Z 13 DTH	08.05 - 10.10	1248	D	66 kW	1064	4
ASTRA H Caravan (A04) 1.4 (L35)	Z 14 XEL	08.04 - 10.10	1364	B	55 kW	1065	11
ASTRA H Caravan (A04) 1.4 (L35)	Z 14 XEP	08.04 - 10.10	1364	B	66 kW	1065	11
ASTRA H Caravan (A04) 1.4 LPG (L35)	Z 14 XEP	08.09 - 10.10	1364	B/G	66 kW	1065	11
ASTRA H Caravan (A04) 1.6 (L35)	A 16 XER	12.06 - 05.14	1598	B	85 kW	1072	60
ASTRA H Caravan (A04) 1.6 (L35)	Z 16 XE1	08.04 - 10.10	1598	B	77 kW	1072	60
ASTRA H Caravan (A04) 1.6 (L35)	Z 16 XEP	08.04 - 10.10	1598	B	77 kW	1072	59
ASTRA H Caravan (A04) 1.6 (L35)	Z 16 XER	12.06 - 05.14	1598	B	85 kW	1072	60
ASTRA H Caravan (A04) 1.6 LPG (L35)	Z 16 XER	08.09 - 10.10	1598	B/G	85 kW	1072	60
ASTRA H Caravan (A04) 1.6 Turbo (L35)	A 16 LET	02.07 - 10.10	1598	B	132 kW	1072	60
ASTRA H Caravan (A04) 1.6 Turbo (L35)	Z 16 LET	02.07 - 10.10	1598	B	132 kW	1072	58
ASTRA H Caravan (A04) 1.7 CDTI (L35)	A 17 DTJ	02.07 - 05.14	1686	D	81 kW	1072	56
ASTRA H Caravan (A04) 1.7 CDTI (L35)	A 17 DTR	02.07 - 05.14	1686	D	92 kW	1072	56
ASTRA H Caravan (A04) 1.7 CDTI (L35)	Z 17 DTH	08.04 - 10.10	1686	D	74 kW	1072	57
ASTRA H Caravan (A04) 1.7 CDTI (L35)	Z 17 DTJ	02.07 - 05.14	1686	D	81 kW	1072	56
ASTRA H Caravan (A04) 1.7 CDTI (L35)	Z 17 DTL	08.04 - 10.10	1686	D	59 kW	1072	57
ASTRA H Caravan (A04) 1.7 CDTI (L35)	Z 17 DTR	02.07 - 05.14	1686	D	92 kW	1072	56
ASTRA H Caravan (A04) 1.8 (L35)	A 18 XER	08.05 - 05.14	1796	B	103 kW	1075	77
ASTRA H Caravan (A04) 1.8 (L35)	Z 18 XER	08.05 - 05.14	1796	B	103 kW	1075	76
ASTRA H Caravan (A04) 1.8 (L35)	Z 18 XE	08.04 - 10.10	1796	B	92 kW	1074	75
ASTRA H Caravan (A04) 1.9 CDTI (L35)	Z 19 DTH	09.04 - 10.10	1910	D	110 kW	1075	82
ASTRA H Caravan (A04) 1.9 CDTI (L35)	Z 19 DTL	09.05 - 10.10	1910	D	74 kW	1076	83
ASTRA H Caravan (A04) 1.9 CDTI (L35)	Z 19 DT	09.05 - 10.10	1910	D	88 kW	1076	83
ASTRA H Caravan (A04) 1.9 CDTI 16V (L35)	Z 19 DTJ	08.04 - 10.10	1910	D	88 kW	1075	82
ASTRA H Caravan (A04) 2.0 Turbo (L35)	Z 20 LEL	08.04 - 10.10	1998	B	125 kW	1080	114
ASTRA H Caravan (A04) 2.0 Turbo (L35)	Z 20 LER	09.04 - 10.10	1998	B	147 kW	1079	106
ASTRA H GTC (A04) 1.3 CDTI (L08)	Z 13 DTH	04.05 - 10.10	1248	D	66 kW	1064	4
ASTRA H GTC (A04) 1.4 (L08)	Z 14 XEL	03.05 - 10.10	1364	B	55 kW	1065	11
ASTRA H GTC (A04) 1.4 (L08)	Z 14 XEP	03.05 - 10.10	1364	B	66 kW	1065	11
ASTRA H GTC (A04) 1.6 (L08)	Z 16 XE1	03.05 - 10.10	1598	B	77 kW	1072	60
ASTRA H GTC (A04) 1.6 (L08)	Z 16 XEP	03.05 - 10.10	1598	B	77 kW	1072	59
ASTRA H GTC (A04) 1.6 (L08)	Z 16 XER	12.06 - 10.10	1598	B	85 kW	1072	60
ASTRA H GTC (A04) 1.6 Turbo (L08)	A 16 LET	02.07 - 10.10	1598	B	132 kW	1072	60
ASTRA H GTC (A04) 1.6 Turbo (L08)	Z 16 LET	02.07 - 10.10	1598	B	132 kW	1072	58
ASTRA H GTC (A04) 1.7 CDTI (L08)	A 17 DTJ	02.07 - 10.10	1686	D	81 kW	1072	56

			<b>ccm</b>		<b>kw</b>		<b>1</b> POS
ASTRA H GTC (A04) 1.7 CDTi (L08)	A 17 DTR	02.07 - 10.10	1686	D	92 kW	1072	56
ASTRA H GTC (A04) 1.7 CDTi (L08)	Z 17 DTJ	02.07 - 10.10	1686	D	81 kW	1072	56
ASTRA H GTC (A04) 1.7 CDTi (L08)	Z 17 DTL	03.05 - 10.10	1686	D	59 kW	1072	57
ASTRA H GTC (A04) 1.7 CDTi (L08)	Z 17 DTR	02.07 - 10.10	1686	D	92 kW	1072	56
ASTRA H GTC (A04) 1.7 CDTi (L08)	Z 17 DTH	03.05 - 10.10	1686	D	74 kW	1072	57
ASTRA H GTC (A04) 1.8 (L08)	Z 18 XER	01.06 - 10.10	1796	B	103 kW	1075	76
ASTRA H GTC (A04) 1.8 (L08)	Z 18 XE	03.05 - 10.10	1796	B	92 kW	1074	75
ASTRA H GTC (A04) 1.9 CDTi (L08)	Z 19 DTL	01.06 - 10.10	1910	D	74 kW	1076	83
ASTRA H GTC (A04) 1.9 CDTi (L08)	Z 19 DT	09.05 - 10.10	1910	D	88 kW	1076	83
ASTRA H GTC (A04) 1.9 CDTi (L08)	Z 19 DTH	03.05 - 10.10	1910	D	110 kW	1075	82
ASTRA H GTC (A04) 1.9 CDTi 16V (L08)	Z 19 DTJ	03.05 - 10.10	1910	D	88 kW	1075	82
ASTRA H GTC (A04) 2.0 Turbo (L08)	Z 20 LEH	08.05 - 10.10	1998	B	177 kW	1079	106
ASTRA H GTC (A04) 2.0 Turbo (L08)	Z 20 LEL	03.05 - 10.10	1998	B	125 kW	1080	114
ASTRA H GTC (A04) 2.0 Turbo (L08)	Z 20 LER	03.05 - 10.10	1998	B	147 kW	1079	106
ASTRA H Kasten/Kombi (L70) 1.3 CDTi (L70)	Z 13 DTH	08.05 - 10.10	1248	D	66 kW	1064	4
ASTRA H Kasten/Kombi (L70) 1.4 EcoTec (L70)	Z 14 XEP	12.04 - 12.12	1364	B	66 kW	1065	11
ASTRA H Kasten/Kombi (L70) 1.6 EcoTec (L70)	Z 16 XEP	02.04 - 11.04	1598	B	76 kW	1072	59
ASTRA H Kasten/Kombi (L70) 1.6 EcoTec (L70)	Z 16 XER	10.06 - 12.10	1598	B	85 kW	1072	60
ASTRA H Kasten/Kombi (L70) 1.7 CDTi (L70)	A 17 DTJ	02.07 - 10.10	1686	D	81 kW	1072	56
ASTRA H Kasten/Kombi (L70) 1.7 CDTi (L70)	A 17 DTR	02.07 - 12.13	1686	D	92 kW	1072	56
ASTRA H Kasten/Kombi (L70) 1.7 CDTi (L70)	Z 17 DTH	03.04 - 10.10	1686	D	74 kW	1072	57
ASTRA H Kasten/Kombi (L70) 1.7 CDTi (L70)	Z 17 DTJ	02.07 - 10.10	1686	D	81 kW	1072	56
ASTRA H Kasten/Kombi (L70) 1.7 CDTi (L70)	Z 17 DTL	12.04 - 07.07	1686	D	59 kW	1072	57
ASTRA H Kasten/Kombi (L70) 1.7 CDTi (L70)	Z 17 DTR	02.07 - 12.13	1686	D	92 kW	1072	56
ASTRA H Kasten/Kombi (L70) 1.9 CDTi (L70)	Z 19 DTH	09.04 - 10.10	1910	D	110 kW	1075	82
ASTRA H Kasten/Kombi (L70) 1.9 CDTi (L70)	Z 19 DTL	08.05 - 12.12	1910	D	74 kW	1076	83
ASTRA H Kasten/Kombi (L70) 1.9 CDTi (L70)	Z 19 DT	09.05 - 10.10	1910	D	88 kW	1076	83
ASTRA H Kasten/Kombi (L70) 1.9 CDTi 16V (L70)	Z 19 DTJ	08.04 - 10.10	1910	D	88 kW	1075	82
ASTRA H Stufenheck (A04) 1.3 CDTi (L69)	Z 13 DTH	02.07 - 10.10	1248	D	66 kW	1064	4
ASTRA H Stufenheck (A04) 1.4 (L69)	Z 14 XEP	02.07 - 06.10	1364	B	66 kW	1065	11
ASTRA H Stufenheck (A04) 1.6 (L69)	Z 16 XEP	02.07 - 06.10	1598	B	77 kW	1072	59
ASTRA H Stufenheck (A04) 1.6 (L69)	Z 16 XER	02.07 - 05.14	1598	B	85 kW	1072	60
ASTRA H Stufenheck (A04) 1.7 CDTi (L69)	Z 17 DTH	02.07 - 10.10	1686	D	74 kW	1072	57
ASTRA H Stufenheck (A04) 1.7 CDTi (L69)	Z 17 DTJ	02.07 - 05.14	1686	D	81 kW	1072	56
ASTRA H Stufenheck (A04) 1.8 (L69)	A 18 XER	02.07 - 09.12	1796	B	103 kW	1075	77
ASTRA H Stufenheck (A04) 1.8 (L69)	Z 18 XER	02.07 - 09.12	1796	B	103 kW	1075	76
ASTRA H TwinTop (A04) 1.4 (L67)	Z 14 XEP	10.05 - 10.10	1364	B	66 kW	1065	11
ASTRA H TwinTop (A04) 1.6 (L67)	Z 16 XE1	09.05 - 10.10	1598	B	77 kW	1072	60
ASTRA H TwinTop (A04) 1.6 (L67)	Z 16 XEP	09.05 - 10.10	1598	B	77 kW	1072	59
ASTRA H TwinTop (A04) 1.6 (L67)	Z 16 XER	12.06 - 10.10	1598	B	85 kW	1072	60
ASTRA H TwinTop (A04) 1.6 Turbo (L67)	A 16 LET	02.07 - 10.10	1598	B	132 kW	1072	60
ASTRA H TwinTop (A04) 1.6 Turbo (L67)	Z 16 LET	02.07 - 10.10	1598	B	132 kW	1072	58
ASTRA H TwinTop (A04) 1.8 (L67)	A 18 XER	09.05 - 10.10	1796	B	103 kW	1075	77
ASTRA H TwinTop (A04) 1.8 (L67)	Z 18 XER	09.05 - 10.10	1796	B	103 kW	1075	76
ASTRA H TwinTop (A04) 1.8 (L67)	Z 18 XE	09.05 - 10.10	1796	B	92 kW	1074	75
ASTRA H TwinTop (A04) 1.9 CDTi (L67)	Z 19 DTH	09.05 - 10.10	1910	D	110 kW	1075	82
ASTRA H TwinTop (A04) 2.0 Turbo (L67)	Z 20 LEL	09.05 - 10.10	1998	B	125 kW	1080	114
ASTRA H TwinTop (A04) 2.0 Turbo (L67)	Z 20 LER	09.05 - 10.10	1998	B	147 kW	1079	106
ASTRA J (P10) 1.3 CDTi (68)	A 13 DTE	12.09 - 10.15	1248	D	70 kW	1064	2
ASTRA J (P10) 1.4 (68)	A 14 XEL	12.09 - 10.15	1398	B	64 kW	1065	11
ASTRA J (P10) 1.4 (68)	A 14 XER	12.09 - 10.15	1398	B	74 kW	1065	11
ASTRA J (P10) 1.4 (68)	B 14 XER	12.09 - 10.15	1398	B	74 kW	1065	13
ASTRA J (P10) 1.4 LPG (68)	A 14 NET	01.12 - 10.15	1364	B/G	103 kW	1065	10
ASTRA J (P10) 1.4 Turbo (68)	A 14 NEL	10.10 - 10.15	1364	B	88 kW	1065	10
ASTRA J (P10) 1.4 Turbo (68)	A 14 NET	12.09 - 10.15	1364	B	103 kW	1065	10
ASTRA J (P10) 1.4 Turbo (68)	B 14 NEL	10.10 - 10.15	1364	B	88 kW	1065	9
ASTRA J (P10) 1.4 Turbo (68)	B 14 NET	12.09 - 10.15	1364	B	103 kW	1065	9
ASTRA J (P10) 1.6 (68)	A 16 XER	12.09 - 10.15	1598	B	85 kW	1072	60
ASTRA J (P10) 1.6 Turbo (68)	A 16 LET	12.09 - 10.15	1598	B	132 kW	1072	60
ASTRA J (P10) 1.6 Turbo 4x4 (68)	A 16 LET	12.09 - 10.15	1598	B	132 kW	1072	60
ASTRA J (P10) 1.7 CDTi (68)	A 17 DTC	09.09 - 10.15	1686	D	81 kW	1072	56
ASTRA J (P10) 1.7 CDTi (68)	A 17 DTE	07.11 - 10.15	1686	D	96 kW	1072	56















							
ASTRA J (P10) 1.7 CDTi (68)	A 17 DTE	09.09 - 10.15	1686	D	81 kW	1072	56
ASTRA J (P10) 1.7 CDTi (68)	A 17 DTF	07.11 - 10.15	1686	D	96 kW	1072	56
ASTRA J (P10) 1.7 CDTi (68)	A 17 DTJ	09.09 - 10.15	1686	D	81 kW	1072	56
ASTRA J (P10) 1.7 CDTi (68)	A 17 DTR	12.09 - 10.15	1686	D	92 kW	1072	56
ASTRA J (P10) 1.7 CDTi (68)	A 17 DTS	07.11 - 10.15	1686	D	96 kW	1072	56
ASTRA J (P10) 2.0 CDTi (68)	A 20 DTH	06.11 - 10.15	1956	D	121 kW	1076	89
ASTRA J (P10) 2.0 CDTi (68)	A 20 DTH	09.09 - 10.15	1956	D	118 kW	1076	89
ASTRA J (P10) 2.0 CDTi	A 20 DTH	10.14 - 10.15	1956	D	96 kW	1076	89
ASTRA J Caravan (P10) 1.3 CDTi (35)	A 13 DTE	10.10 - 10.14	1248	D	70 kW	1064	2
ASTRA J Caravan (P10) 1.4 (35)	A 14 XEL	10.10 - 10.15	1398	B	64 kW	1065	11
ASTRA J Caravan (P10) 1.4 (35)	A 14 XER	10.10 - 10.15	1398	B	74 kW	1065	11
ASTRA J Caravan (P10) 1.4 (35)	B 14 XER	10.10 - 10.15	1398	B	74 kW	1065	13
ASTRA J Caravan (P10) 1.4 LPG (35)	A 14 NET	12.11 - 10.15	1364	B/G	103 kW	1065	10
ASTRA J Caravan (P10) 1.4 Turbo (35)	A 14 NEL	10.10 - 10.15	1364	B	88 kW	1065	10
ASTRA J Caravan (P10) 1.4 Turbo (35)	A 14 NET	10.10 - 10.15	1364	B	103 kW	1065	10
ASTRA J Caravan (P10) 1.4 Turbo (35)	B 14 NEL	10.10 - 10.15	1364	B	88 kW	1065	9
ASTRA J Caravan (P10) 1.4 Turbo (35)	B 14 NET	10.10 - 10.15	1364	B	103 kW	1065	9
ASTRA J Caravan (P10) 1.6 (35)	A 16 XER	10.10 - 10.15	1598	B	85 kW	1072	60
ASTRA J Caravan (P10) 1.6 Turbo (35)	A 16 LET	10.10 - 10.15	1598	B	132 kW	1072	60
ASTRA J Caravan (P10) 1.7 CDTi (35)	A 17 DTC	10.10 - 10.15	1686	D	81 kW	1072	56
ASTRA J Caravan (P10) 1.7 CDTi (35)	A 17 DTE	10.10 - 10.15	1686	D	81 kW	1072	56
ASTRA J Caravan (P10) 1.7 CDTi (35)	A 17 DTF	10.10 - 10.15	1686	D	96 kW	1072	56
ASTRA J Caravan (P10) 1.7 CDTi (35)	A 17 DTJ	10.10 - 10.15	1686	D	81 kW	1072	56
ASTRA J Caravan (P10) 1.7 CDTi (35)	A 17 DTL	10.10 - 10.15	1686	D	74 kW	1072	56
ASTRA J Caravan (P10) 1.7 CDTi (35)	A 17 DTN	10.10 - 10.15	1686	D	74 kW	1072	56
ASTRA J Caravan (P10) 1.7 CDTi (35)	A 17 DTR	10.10 - 10.15	1686	D	92 kW	1072	56
ASTRA J Caravan (P10) 1.7 CDTi (35)	A 17 DTS	10.10 - 10.15	1686	D	96 kW	1072	56
ASTRA J Caravan (P10) 2.0 CDTi (35)	A 20 DTH	10.10 - 10.15	1956	D	118 kW	1076	89
ASTRA J Caravan (P10) 2.0 CDTi (35)	A 20 DTH	08.11 - 10.15	1956	D	121 kW	1076	89
ASTRA J Caravan (P10) 2.0 CDTi (35)	A 20 DTH	01.14 - 10.15	1956	D	96 kW	1076	89
ASTRA J GTC 1.4 (08)	A 14 NEL	10.11	1364	B	88 kW	1065	10
ASTRA J GTC 1.4 (08)	A 14 NET	10.11	1364	B	103 kW	1065	10
ASTRA J GTC 1.4 (08)	A 14 XER	10.11 - 10.15	1398	B	74 kW	1065	11
ASTRA J GTC 1.4 (08)	B 14 NEL	10.11	1364	B	88 kW	1065	9
ASTRA J GTC 1.4 (08)	B 14 NET	10.11	1364	B	103 kW	1065	9
ASTRA J GTC 1.6 (08)	A 16 LET	10.11	1598	B	132 kW	1072	60
ASTRA J GTC 1.7 CDTi (08)	A 17 DTC	10.11 - 10.15	1686	D	81 kW	1072	56
ASTRA J GTC 1.7 CDTi (08)	A 17 DTE	10.11 - 10.15	1686	D	81 kW	1072	56
ASTRA J GTC 1.7 CDTi (08)	A 17 DTF	10.11 - 10.15	1686	D	96 kW	1072	56
ASTRA J GTC 1.7 CDTi (08)	A 17 DTJ	10.11 - 10.15	1686	D	81 kW	1072	56
ASTRA J GTC 1.7 CDTi (08)	A 17 DTS	10.11 - 10.15	1686	D	96 kW	1072	56
ASTRA J GTC 1.8 (08)	A 18 XER	10.11 - 10.15	1796	B	103 kW	1075	77
ASTRA J GTC 2.0 (08)	A 20 NFT	04.12	1998	B	206 kW	1079	108
ASTRA J GTC 2.0 CDTi (08)	A 20 DTH	10.11 - 10.15	1956	D	121 kW	1076	89
ASTRA J GTC 2.0 CDTi (08)	A 20 DTH	04.15 - 10.15	1956	D	96 kW	1076	89
ASTRA J Kasten/Kombi (P10) 1.3 CDTi (35)	A 13 DTE	10.12 - 10.15	1248	D	70 kW	1064	2
ASTRA J Kasten/Kombi (P10) 1.7 CDTi (35)	A 17 DTF	10.12 - 10.15	1686	D	96 kW	1072	56
ASTRA J Kasten/Kombi (P10) 1.7 CDTi (35)	A 17 DTS	10.12 - 10.15	1686	D	96 kW	1072	56
ASTRA J Kasten/Kombi (P10) 2.0 CDTi (35)	A 20 DTH	10.12 - 10.15	1956	D	121 kW	1076	89
ASTRA J Kasten/Schrägheck (P10) 1.3 CDTi (68)	A 13 DTE	05.13 - 10.15	1248	D	70 kW	1064	2
ASTRA J Kasten/Schrägheck (P10) 1.7 CDTi (68)	A 17 DTC	05.13 - 10.15	1686	D	81 kW	1072	56
ASTRA J Kasten/Schrägheck (P10) 1.7 CDTi (68)	A 17 DTE	05.13 - 10.15	1686	D	81 kW	1072	56
ASTRA J Stufenheck 1.3 CDTi (69)	A 13 DTE	06.12 - 10.15	1248	D	70 kW	1064	2
ASTRA J Stufenheck 1.4 (69)	A 14 XER	06.12 - 10.15	1398	B	74 kW	1065	11
ASTRA J Stufenheck 1.4 (69)	B 14 XER	06.12 - 10.15	1398	B	74 kW	1065	13
ASTRA J Stufenheck 1.4 LPG (69)	A 14 NET	07.14	1364	B/G	103 kW	1065	10
ASTRA J Stufenheck 1.4 Turbo (69)	A 14 NEL	06.12 - 10.15	1364	B	88 kW	1065	10
ASTRA J Stufenheck 1.4 Turbo (69)	A 14 NET	06.12	1364	B	103 kW	1065	10
ASTRA J Stufenheck 1.4 Turbo (69)	B 14 NEL	06.12 - 10.15	1364	B	88 kW	1065	9
ASTRA J Stufenheck 1.4 Turbo (69)	B 14 NET	06.12	1364	B	103 kW	1065	9
ASTRA J Stufenheck 1.4	A 14 XEL	01.14 - 10.15	1398	B	64 kW	1065	11
ASTRA J Stufenheck 1.6 (69)	A 16 XER	06.12	1598	B	85 kW	1072	60

			<b>ccm</b>		<b>kw</b>		<b>1 POS</b>
ASTRA J Stufenheck 1.6 Turbo (69)	A 16 LET	06.12	1598	B	132 kW	1072	60
ASTRA J Stufenheck 1.7 CDTI (69)	A 17 DTC	06.12 - 10.15	1686	D	81 kW	1072	56
ASTRA J Stufenheck 1.7 CDTI (69)	A 17 DTE	06.12 - 10.15	1686	D	81 kW	1072	56
ASTRA J Stufenheck 1.7 CDTI (69)	A 17 DTF	06.12 - 10.15	1686	D	96 kW	1072	56
ASTRA J Stufenheck 1.7 CDTI (69)	A 17 DTJ	06.12 - 10.15	1686	D	81 kW	1072	56
ASTRA J Stufenheck 1.7 CDTI (69)	A 17 DTS	06.12 - 10.15	1686	D	96 kW	1072	56
ASTRA J Stufenheck 1.7 CDTI	A 17 DTL	06.12 - 10.15	1686	D	74 kW	1072	56
ASTRA K (B16) 1.0 Turbo (68)	B 10 XFL	06.15	999	B	77 kW	1066	15
ASTRA K (B16) 1.0 Turbo (68)	D 10 XFL	06.15	999	B	77 kW	1066	15
ASTRA K (B16) 1.0 Turbo (68)	D 10 XFL	06.18	999	B	66 kW	1066	15
ASTRA K (B16) 1.4 Turbo (68)	B 14 XFL	06.15	1399	B	92 kW	1066	15
ASTRA K (B16) 1.4 Turbo (68)	B 14 XFT	06.15	1399	B	110 kW	1066	15
ASTRA K (B16) 1.4 Turbo (68)	B 14 XFT	07.17	1399	B	103 kW	1066	15
ASTRA K Kasten/Kombi 1.0 (35)	D 10 XFL	05.18	999	B	77 kW	1066	15
ASTRA K Sports Tourer (B16) 1.0 Turbo (35)	B 10 XFL	11.15	999	B	77 kW	1066	15
ASTRA K Sports Tourer (B16) 1.0 Turbo (35)	D 10 XFL	11.15	999	B	77 kW	1066	15
ASTRA K Sports Tourer (B16) 1.0 Turbo (35)	D 10 XFL	06.18	999	B	66 kW	1066	15
ASTRA K Sports Tourer (B16) 1.4 Turbo (35)	B 14 XFL	11.15	1399	B	92 kW	1066	15
ASTRA K Sports Tourer (B16) 1.4 Turbo (35)	B 14 XFT	11.15	1399	B	110 kW	1066	15
ASTRA L (O5) 1.2 (FPHNSL, FPHNSR)	HNS (EB2ADTS)	10.21	1199	B	96 kW	1067	25
ASTRA L Sports Tourer (O5) 1.2 (FRHNPJ)	HNP (EB2ADT)	10.21	1199	B	81 kW	1067	25
ASTRA L Sports Tourer (O5) 1.2 (FRHNSL, FRHNSR)	HNS (EB2ADTS)	10.21	1199	B	96 kW	1067	25
BLAZER 2.2	C 22 NE	01.96 - 12.02	2198	B	84 kW	1079	109
BLAZER 2.2	C 22 SE	01.97 - 12.02	2198	B	101 kW	1079	109
CALIBRA A (C89) 2.0 i (M07)	C 20 NE	08.89 - 12.96	1998	B	85 kW	1079	105
CALIBRA A (C89) 2.0 i 16V (M07)	C 20 XE	06.90 - 02.94	1998	B	110 kW	1080	111
CALIBRA A (C89) 2.0 i 16V (M07)	X 20 XEV	02.94 - 07.97	1998	B	100 kW	1079	106
CALIBRA A (C89) 2.0 i 16V 4x4 (M07)	C 20 XE	06.90 - 02.94	1998	B	110 kW	1080	111
CALIBRA A (C89) 2.0 i 16V 4x4 (M07)	X 20 XEV	02.94 - 07.97	1998	B	100 kW	1079	106
CALIBRA A (C89) 2.0 i 4x4 (M07)	C 20 NE	06.90 - 07.97	1998	B	85 kW	1079	105
CALIBRA A (C89) 2.0 i Turbo 4x4 (M07)	C 20 LET	08.91 - 07.97	1998	B	150 kW	1080	111
CALIBRA A (C89) 2.5 i V6 (M07)	C 25 XE	04.93 - 07.97	2498	B	125 kW	1075	81
CALIBRA A (C89) 2.5 i V6 (M07)	X 25 XE	04.93 - 07.97	2498	B	125 kW	1075	81
CASCADA (W13) 1.4 (67)	A 14 NEL	04.13 - 04.18	1364	B	88 kW	1065	10
CASCADA (W13) 1.4 (67)	B 14 NEL	04.13 - 04.18	1364	B	88 kW	1065	9
CASCADA (W13) 1.4 Turbo (67)	A 14 NET	03.13 - 04.18	1364	B	103 kW	1065	10
CASCADA (W13) 1.4 Turbo (67)	B 14 NET	03.13 - 04.18	1364	B	103 kW	1065	9
CASCADA (W13) 2.0 CDTI (67)	A 20 DTH	04.13 - 06.15	1956	D	121 kW	1076	89
COMBO E Tour / Life (K9) 1.2	B 12 XHL (EB2DT)	06.18	1199	B	81 kW	1067	25
COMBO E Tour / Life (K9) 1.2	D 12 XHL (EB2ADT)	06.18	1199	B	81 kW	1067	25
COMBO E Tour / Life (K9) 1.2	F 12 XHL (EB2ADT)	06.18	1199	B	81 kW	1067	25
COMBO E Tour / Life (K9) 1.2	F 12 XHL (EB2ADTD)	06.18	1199	B	81 kW	1067	25
COMBO E Tour / Life (K9) 1.2	F 12 XHT (EB2ADTS)	07.19	1199	B	96 kW	1067	25
COMBO E Tour / Life (K9) 1.5	D 15 DT (DV5RD)	06.18	1499	D	75 kW	1067	24
COMBO E Tour / Life (K9) 1.5	D 15 DTH (DV5RC)	06.18	1499	D	96 kW	1067	24
COMBO E Tour / Life (K9) 1.5	D 15 DTL (DV5RE)	06.18	1499	D	56 kW	1067	24
COMBO Kasten/Großraumlimousine (71_) 1.2	C 12 NZ	07.94 - 10.01	1195	B	33 kW	1064	6
COMBO Kasten/Großraumlimousine (71_) 1.2	X 12 SZ	07.94 - 10.01	1195	B	33 kW	1064	6
COMBO Kasten/Großraumlimousine (71_) 1.4 16V	X 14 XE	08.99 - 10.01	1389	B	66 kW	1068	33
COMBO Kasten/Großraumlimousine (71_) 1.4	C 14 NZ	07.94 - 10.01	1389	B	44 kW	1068	30
COMBO Kasten/Großraumlimousine (71_) 1.4	C 14 SE	07.94 - 10.01	1389	B	60 kW	1068	31
COMBO Kasten/Großraumlimousine (71_) 1.4	X 14 SZ	07.94 - 10.01	1389	B	44 kW	1068	31
COMBO Kasten/Großraumlimousine (71_) 1.7 D	17 D (4EE1)	07.94 - 10.01	1686	D	44 kW	1072	54
COMBO Kasten/Großraumlimousine (71_) 1.7 D	X 17 D (4EE1)	07.94 - 10.01	1686	D	44 kW	1072	54
COMBO Kasten/Großraumlimousine (K9) 1.2	D 12 XHL (EB2ADT)	02.19	1199	B	81 kW	1067	25
COMBO Kasten/Großraumlimousine (K9) 1.2	F 12 XHL (EB2ADT)	02.19	1199	B	81 kW	1067	25
COMBO Kasten/Großraumlimousine (K9) 1.2	F 12 XHL (EB2ADTD)	02.19	1199	B	81 kW	1067	25
COMBO Kasten/Großraumlimousine (K9) 1.2	F 12 XHT (EB2ADTS)	09.19	1199	B	96 kW	1067	25
COMBO Kasten/Großraumlimousine (K9) 1.5 D 4x4	D 15 DTH (DV5RC)	08.18	1499	D	96 kW	1067	24
COMBO Kasten/Großraumlimousine (K9) 1.5 D	D 15 DT (DV5RD)	08.18	1499	D	75 kW	1067	24
COMBO Kasten/Großraumlimousine (K9) 1.5 D	D 15 DTH (DV5RC)	08.18	1499	D	96 kW	1067	24
COMBO Kasten/Großraumlimousine (K9) 1.5 D	D 15 DTL (DV5RE)	08.18	1499	D	56 kW	1067	24










							
COMBO Kasten/Großraumlimousine (K9) 1.6 D	B 16 DT (DV6FD)	06.18	1560	D	73 kW	1067	21
COMBO Kasten/Großraumlimousine (K9) 1.6 D	B 16 DTL (DV6FE)	06.18	1560	D	55 kW	1067	22
COMBO Kasten/Großraumlimousine (K9) 1.6	Z 16 XU (EC5F)	03.21	1587	B	85 kW	1069	36
COMBO Kasten/Großraumlimousine (X12) 1.3 CDTI (B05)	A 13 FD	02.12	1248	D	66 kW	1064	3
COMBO Kasten/Großraumlimousine (X12) 1.3 CDTI (B05)	A 13 FD	03.16	1248	D	70 kW	1064	3
COMBO Kasten/Großraumlimousine (X12) 1.3 CDTI (B05)	A 13 FD	02.12	1248	D	59 kW	1064	3
COMBO Kasten/Großraumlimousine (X12) 1.4 (B05)	A 14 FC	02.12	1368	B	88 kW	1065	7
COMBO Kasten/Großraumlimousine (X12) 1.4 (B05)	A 14 FP	02.12	1368	B	70 kW	1065	7
COMBO Kasten/Großraumlimousine (X12) 1.4 CNG (B05)	A 14 FC	02.12	1368	B/G	88 kW	1065	7
COMBO Kasten/Großraumlimousine (X12) 1.6 CDTI (B05)	A 16 FDH	02.12	1598	D	77 kW	1073	62
COMBO Kasten/Großraumlimousine (X12) 1.6 CDTI (B05)	A 16 FDH	02.12	1598	D	74 kW	1073	62
COMBO Kasten/Großraumlimousine (X12) 1.6 CDTI (B05)	A 16 FDH	02.12	1598	D	74 kW	1073	62
COMBO Kasten/Großraumlimousine (X12) 1.6 CDTI (B05)	A 16 FDL	02.12	1598	D	66 kW	1073	62
COMBO Kasten/Großraumlimousine (X12) 1.6 CDTI (B05)	A 16 FDL	04.15	1598	D	88 kW	1073	62
COMBO Kasten/Großraumlimousine 1.3 CDTI 16V	Z 13 DTJ	10.05 - 12.12	1248	D	55 kW	1064	4
COMBO Kasten/Großraumlimousine 1.3 CDTI 16V	Z 13 DT	05.02	1248	D	51 kW	1064	4
COMBO Kasten/Großraumlimousine 1.4 16V	Z 14 XEP	08.05	1364	B	66 kW	1065	11
COMBO Kasten/Großraumlimousine 1.6 CNG 16V	Z 16 YNG	06.06	1598	B/G	69 kW	1073	61
COMBO Kasten/Großraumlimousine 1.6 CNG 16V	Z 16 YNG	04.05	1598	B/G	71 kW	1073	61
COMBO Kasten/Großraumlimousine 1.6	Z 16 SE	10.01	1598	B	64 kW	1070	43
COMBO Kasten/Großraumlimousine 1.7 CDTI 16V	Z 17 DTH	05.02	1686	D	74 kW	1072	57
COMBO Kasten/Großraumlimousine 1.7 DI 16V	Y 17 DTL	10.01	1686	D	48 kW	1072	57
COMBO Kasten/Großraumlimousine 1.7 DTI 16V	Y 17 DT	10.01	1686	D	55 kW	1072	57
COMBO Tour (X12) 1.3 CDTI (C26, D26, E26, C05)	A 13 FD	02.12	1248	D	66 kW	1064	3
COMBO Tour (X12) 1.3 CDTI (C26, D26, E26, C05)	A 13 FD	03.15	1248	D	55 kW	1064	3
COMBO Tour (X12) 1.3 CDTI (C26, D26, E26, C05)	A 13 FD	03.15	1248	D	59 kW	1064	3
COMBO Tour (X12) 1.3 CDTI (C26, D26, E26, C05)	A 13 FD	03.16	1248	D	70 kW	1064	3
COMBO Tour (X12) 1.4 (C26, D26, E26, C06)	A 14 FC	02.12	1368	B	88 kW	1065	7
COMBO Tour (X12) 1.4 (C26, D26, E26, C06)	A 14 FP	02.12	1368	B	70 kW	1065	7
COMBO Tour (X12) 1.4 CNG (C26, D26, E26, C05)	A 14 FC	02.12	1368	B/G	88 kW	1065	7
COMBO Tour (X12) 1.6 CDTI (C26, D26, E26, C05)	A 16 FDH	02.12	1598	D	77 kW	1073	62
COMBO Tour (X12) 1.6 CDTI (C26, D26, E26, C05)	A 16 FDL	02.12	1598	D	66 kW	1073	62
COMBO Tour (X12) 1.6 CDTI (C26, D26, E26, C05)	A 16 FDL	03.15	1598	D	70 kW	1073	62
COMBO Tour (X12) 1.6 CDTI (C26, D26, E26, C05)	A 16 FDL	03.15	1598	D	88 kW	1073	62
COMBO Tour 1.3 CDTI 16V	Y 13 DT	06.04 - 01.11	1248	D	51 kW	1064	4
COMBO Tour 1.3 CDTI 16V	Z 13 DTJ	10.05 - 12.11	1248	D	55 kW	1064	4
COMBO Tour 1.3 CDTI 16V	Z 13 DT	06.04 - 01.11	1248	D	51 kW	1064	4
COMBO Tour 1.4	Z 14 XEP	10.04 - 12.11	1364	B	66 kW	1065	11
COMBO Tour 1.6 CNG	Z 16 YNG	06.06 - 12.11	1598	B/G	69 kW	1073	61
COMBO Tour 1.6 CNG	Z 16 YNG	04.05 - 01.11	1598	B/G	71 kW	1073	61
COMBO Tour 1.6	Z 16 SE	10.01 - 09.06	1598	B	64 kW	1070	43
COMBO Tour 1.6	Z 16 SE	10.01 - 09.06	1598	B	62 kW	1070	43
COMBO Tour 1.7 CDTI 16V	Z 17 DTH	07.04 - 12.11	1686	D	74 kW	1072	57
COMBO Tour 1.7 DI 16V	Y 17 DTL	10.01 - 06.04	1686	D	48 kW	1072	57
COMBO Tour 1.7 DTI 16V	Y 17 DT	10.01 - 06.04	1686	D	55 kW	1072	57
CORSA A CC (S83) 1.0 (F08, M08, F68, M68)	10 S	09.82 - 03.93	993	B	33 kW	1064	5
CORSA A CC (S83) 1.2 (F08, M08, F68, M68)	12 S	09.82 - 08.90	1196	B	44 kW	1071	47
CORSA A CC (S83) 1.2 N (F08, M08, F68, M68)	12 NV	01.90 - 03.93	1196	B	38 kW	1068	34
CORSA A CC (S83) 1.2 S (F08, M08, F68, M68)	12 ST	09.82 - 02.90	1196	B	40 kW	1069	35
CORSA A CC (S83) 1.2 i (F08, M08, F68, M68)	C 12 NZ	09.89 - 03.93	1195	B	33 kW	1064	6
CORSA A CC (S83) 1.3 (F08, M08, F68, M68)	13 NB	09.85 - 10.89	1297	B	44 kW	1066	17
CORSA A CC (S83) 1.3 S (F08, M08, F68, M68)	13 SB	09.82 - 10.89	1297	B	51 kW	1066	17
CORSA A CC (S83) 1.3 i (F08, M08, F68, M68)	C 13 N	09.86 - 09.90	1297	B	44 kW	1067	23
CORSA A CC (S83) 1.4 S (F08, M08, F68, M68)	14 NV	01.90 - 03.93	1389	B	53 kW	1068	29
CORSA A CC (S83) 1.4 Si (F08, M08, F68, M68)	C 14 SE	09.91 - 03.93	1389	B	60 kW	1068	31
CORSA A CC (S83) 1.4 i (F08, M08, F68, M68)	C 14 NZ	01.90 - 03.93	1389	B	44 kW	1068	30
CORSA A CC (S83) 1.4 i (F08, M08, F68, M68)	C 14 NZ	01.85 - 03.93	1389	B	40 kW	1068	30
CORSA A CC (S83) 1.5 D (F08, M08, F68, M68)	15 D (4EC1)	09.87 - 03.93	1488	D	37 kW	1067	26
CORSA A CC (S83) 1.5 TD (F08, M08, F68, M68)	15 DT (T4EC1)	03.88 - 03.93	1488	D	49 kW	1067	27
CORSA A CC (S83) 1.6 GSI (F08, M08, F68, M68)	C 16 NZ	09.88 - 08.90	1598	B	60 kW	1071	52
CORSA A CC (S83) 1.6 GSI (F08, M08, F68, M68)	C 16 SEI	09.89 - 03.93	1598	B	72 kW	1069	40
CORSA A CC (S83) 1.6 GSI (F08, M08, F68, M68)	E 16 SE	05.88 - 03.92	1598	B	74 kW	1071	49

			<b>ccm</b>		<b>kw</b>		<b>1</b> <b>POS</b>
CORSA A CC (S83) 1.6 GSI (F08, M08, M68, F68)	C 16 NZ	08.88 - 09.92	1598	B	55 kW	1071	52
CORSA A CC (S83) 1.6 GSI Cat (F08, M08, F68, M68)	C 16 SE	02.92 - 03.93	1598	B	74 kW	1069	39
CORSA A Kasten/Schrägheck (S83) 1.0 (F08, W5L)	10 S	02.86 - 12.91	993	B	33 kW	1064	5
CORSA A Kasten/Schrägheck (S83) 1.2 (F08, W5L)	12 NV	08.90 - 07.94	1196	B	37 kW	1068	34
CORSA A Kasten/Schrägheck (S83) 1.2 (F08, W5L)	12 ST	02.86 - 04.89	1196	B	40 kW	1069	35
CORSA A Kasten/Schrägheck (S83) 1.2 (F08, W5L)	12 S	02.86 - 07.90	1196	B	44 kW	1071	47
CORSA A Kasten/Schrägheck (S83) 1.2 (F08, W5L)	C 12 NZ	08.90 - 07.94	1195	B	33 kW	1064	6
CORSA A Kasten/Schrägheck (S83) 1.3 (F08, W5L)	13 NB	02.86 - 04.89	1297	B	44 kW	1066	17
CORSA A Kasten/Schrägheck (S83) 1.3 (F08, W5L)	13 SB	02.86 - 04.89	1297	B	51 kW	1066	17
CORSA A Kasten/Schrägheck (S83) 1.5 D (F08, W5L)	15 D (4EC1)	06.87 - 07.93	1488	D	37 kW	1067	26
CORSA A TR (S83) 1.0 (F11, M11, F19, M19)	10 S	09.82 - 09.92	993	B	33 kW	1064	5
CORSA A TR (S83) 1.2 S (F11, M11, F19, M19)	12 S	09.82 - 10.87	1196	B	43 kW	1071	47
CORSA A TR (S83) 1.2 S (F11, M11, M19, F19)	12 ST	09.82 - 03.93	1196	B	40 kW	1069	35
CORSA A TR (S83) 1.2 i (F11, M11, F19, M19)	C 12 NZ	09.89 - 03.93	1195	B	33 kW	1064	6
CORSA A TR (S83) 1.3 (F11, F19, M11, M19)	13 NB	09.85 - 12.89	1297	B	44 kW	1066	17
CORSA A TR (S83) 1.3 (F11, F19, M11, M19)	C 13 N	09.85 - 12.89	1297	B	44 kW	1067	23
CORSA A TR (S83) 1.3 S (F11, M11, F19, M19)	13 SB	09.82 - 10.87	1297	B	51 kW	1066	17
CORSA A TR (S83) 1.4 S (F11, M11, F19, M19)	14 NV	09.89 - 03.93	1389	B	53 kW	1068	29
CORSA A TR (S83) 1.4 i (F11, M11, F19, M19)	C 14 NZ	10.89 - 03.93	1389	B	44 kW	1068	30
CORSA A TR (S83) 1.5 D (F11, M11, F19, M19)	15 D (4EC1)	10.87 - 11.92	1488	D	37 kW	1067	26
CORSA A TR (S83) 1.5 TD (F11, M11, F19, M19)	15 DT (T4EC1)	10.87 - 03.93	1488	D	49 kW	1067	27
CORSA B (S93) 1.0 i 12V (F08, F68, M68)	X 10 XE	11.96 - 09.00	973	B	40 kW	1065	10
CORSA B (S93) 1.2 i (F08, F68, M68)	12 NZ	03.93 - 09.00	1195	B	33 kW	1064	6
CORSA B (S93) 1.2 i (F08, F68, M68)	C 12 NZ	03.93 - 09.00	1195	B	33 kW	1064	6
CORSA B (S93) 1.2 i (F08, F68, M68)	X 12 SZ	03.93 - 09.00	1195	B	33 kW	1064	6
CORSA B (S93) 1.2 i 16V (F08, F68, M68)	X 12 XE	03.98 - 09.00	1199	B	48 kW	1065	10
CORSA B (S93) 1.3 (F08, F68, M68)	13 NB	01.96 - 12.02	1297	B	44 kW	1066	17
CORSA B (S93) 1.4 (F08, F68, M68)	C 14 SE	04.93 - 08.94	1389	B	54 kW	1068	31
CORSA B (S93) 1.4 Si (F08, F68, M68)	C 14 SE	03.93 - 09.00	1389	B	60 kW	1068	31
CORSA B (S93) 1.4 i (F08, F68, M68)	C 14 NZ	03.93 - 09.00	1389	B	44 kW	1068	30
CORSA B (S93) 1.4 i (F08, F68, M68)	C 14 NZ	03.93 - 09.00	1389	B	40 kW	1068	30
CORSA B (S93) 1.4 i (F08, F68, M68)	X 14 SZ	03.93 - 09.00	1389	B	44 kW	1068	31
CORSA B (S93) 1.4 i (F08, F68, M68)	X 14 SZ	03.93 - 09.00	1389	B	40 kW	1068	31
CORSA B (S93) 1.4 i 16V (F08, F68, M68)	C 14 SEL	08.97 - 09.00	1389	B	63 kW	1068	32
CORSA B (S93) 1.4 i 16V (F08, F68, M68)	X 14 XE	09.94 - 09.00	1389	B	66 kW	1068	33
CORSA B (S93) 1.5 D (F08, F68, M68)	15 D (4EC1)	03.93 - 09.00	1488	D	37 kW	1067	26
CORSA B (S93) 1.5 TD (F08, F68, M68)	15 DT (T4EC1)	03.93 - 09.00	1488	D	49 kW	1067	27
CORSA B (S93) 1.5 TD (F08, F68, M68)	X 15 DT (T4EC1)	03.93 - 09.00	1488	D	49 kW	1067	26
CORSA B (S93) 1.6 GSI 16V (F08, F68, M68)	C 16 XE	03.93 - 09.00	1598	B	80 kW	1070	41
CORSA B (S93) 1.6 i 16V (F08, F68, M68)	C 16 SEL	08.97 - 09.00	1598	B	74 kW	1070	45
CORSA B (S93) 1.6 i 16V (F08, F68, M68)	X 16 XE	09.94 - 09.00	1598	B	78 kW	1070	42
CORSA B (S93) 1.7 D (F08, F68, M68)	17 D (4EE1)	02.96 - 09.00	1686	D	44 kW	1072	54
CORSA B (S93) 1.7 D (F08, F68, M68)	X 17 D (4EE1)	02.96 - 09.00	1686	D	44 kW	1072	54
CORSA B (S93) 130i	13 NE	10.96 - 08.02	1297	B	58 kW	1066	19
CORSA B Kasten/Schrägheck (S93) 1.2 (F08, W5L)	C 12 NZ	08.94 - 12.01	1195	B	33 kW	1064	6
CORSA B Kasten/Schrägheck (S93) 1.3 (F08, W5L)	13 NB	01.98 - 12.01	1297	B	44 kW	1066	17
CORSA B Kasten/Schrägheck (S93) 1.4 i (F08, W5L)	C 14 NZ	08.99 - 09.00	1389	B	44 kW	1068	30
CORSA B Kasten/Schrägheck (S93) 1.4 i (F08, W5L)	X 14 SZ	08.99 - 09.00	1389	B	44 kW	1068	31
CORSA B Kasten/Schrägheck (S93) 1.5 D (F08, W5L)	15 D (4EC1)	09.94 - 05.97	1488	D	37 kW	1067	26
CORSA B Kasten/Schrägheck (S93) 1.5 D (F08, W5L)	X 15 D	09.94 - 05.97	1488	D	37 kW	1068	28
CORSA B Kasten/Schrägheck (S93) 1.7 D (F08, W5L)	17 D (4EE1)	08.99 - 09.00	1686	D	44 kW	1072	54
CORSA B Kasten/Schrägheck (S93) 1.7 D (F08, W5L)	X 17 D (4EE1)	08.99 - 09.00	1686	D	44 kW	1072	54
CORSA B Kombi (S93) 1.2 i 16V (F35)	X 12 XE	04.98 - 07.00	1199	B	48 kW	1065	10
CORSA B Kombi (S93) 1.4 i 16V (F35)	X 14 XE	01.99 - 12.02	1389	B	66 kW	1068	33
CORSA B Kombi (S93) 1.5 TD (F35)	X 15 DT (T4EC1)	04.98 - 07.00	1488	D	49 kW	1067	26
CORSA B Kombi (S93) 1.7 D (F35)	X 17 D (4EE1)	01.99 - 12.02	1686	D	44 kW	1072	54
CORSA B Kombi (S93) 1.7 D (F35)	X 17 D	01.99 - 12.02	1686	D	44 kW	1071	53
CORSA C (X01) 1.0 (F08, F68)	Z 10 XEP	06.03 - 12.09	998	B	44 kW	1065	11
CORSA C (X01) 1.0 (F08, F68)	Z 10 XE	09.00 - 06.03	973	B	43 kW	1065	10
CORSA C (X01) 1.2 (F08, F68)	Z 12 XE	09.00 - 12.09	1199	B	55 kW	1065	10
CORSA C (X01) 1.2 Twinport (F08, F68)	Z 12 XEP	07.04 - 12.09	1229	B	59 kW	1065	11
CORSA C (X01) 1.3 CDTI (F08, F68)	Y 13 DT	06.03 - 12.09	1248	D	51 kW	1064	4















CORSA C (X01) 1.3 CDTi (F08, F68)	Z 13 DT	06.03 - 12.09	1248	D	51 kW	1064	4
CORSA C (X01) 1.4 (F08, F68)	14 SE	01.02 - 12.09	1389	B	60 kW	1068	31
CORSA C (X01) 1.4 (F08, F68)	Z 14 XE	09.00 - 12.09	1389	B	66 kW	1068	33
CORSA C (X01) 1.4 Twinport (F08, F68)	Z 14 XEP	06.03 - 12.09	1364	B	66 kW	1065	11
CORSA C (X01) 1.6 (F08, F68)	Y 16 YNG	01.03 - 12.07	1598	B	69 kW	1072	56
CORSA C (X01) 1.6 (F08, F68)	Z 16 SE	01.03 - 12.07	1598	B	69 kW	1070	43
CORSA C (X01) 1.6 (F08, F68)	Z 16 SE	09.00 - 12.09	1598	B	62 kW	1070	43
CORSA C (X01) 1.6 (F08, F68)	Z 16 YNG	01.03 - 12.07	1598	B	69 kW	1073	61
CORSA C (X01) 1.7 CDTi (F08, F68)	Z 17 DTH	06.03 - 12.09	1686	D	74 kW	1072	57
CORSA C (X01) 1.7 DI (F08, F68)	Y 17 DTL	09.00 - 12.09	1686	D	48 kW	1072	57
CORSA C (X01) 1.7 DTi (F08, F68)	Y 17 DT	09.00 - 12.09	1686	D	55 kW	1072	57
CORSA C (X01) 1.8 (F08, F68)	Z 18 XEL	01.02 - 12.09	1796	B	79 kW	1074	75
CORSA C (X01) 1.8 (F08, F68)	Z 18 XE	09.00 - 12.09	1796	B	92 kW	1074	75
CORSA C Kasten/Schrägheck (X01) 1.2 (F08, W5L)	Z 12 XEP	07.05 - 06.06	1229	B	59 kW	1065	11
CORSA C Kasten/Schrägheck (X01) 1.2 16V (F08, W5L)	Z 12 XE	09.00 - 07.03	1199	B	55 kW	1065	10
CORSA C Kasten/Schrägheck (X01) 1.3 CDTi 16V (F08, W5L)	Z 13 DT	07.05 - 06.06	1248	D	51 kW	1064	4
CORSA C Kasten/Schrägheck (X01) 1.3 CDTi 16V (F08, W5L)	Z 13 DT	07.05 - 06.06	1248	D	59 kW	1064	4
CORSA C Kasten/Schrägheck (X01) 1.4 (W5L, F08)	Z 14 XEP	08.03 - 06.12	1364	B	66 kW	1065	11
CORSA C Kasten/Schrägheck (X01) 1.7 CDTi (F08, W5L)	Z 17 DTH	08.03 - 12.12	1686	D	74 kW	1072	57
CORSA C Kasten/Schrägheck (X01) 1.7 DI 16V (F08, W5L)	Y 17 DTL	09.00 - 07.03	1686	D	48 kW	1072	57
CORSA C Kasten/Schrägheck (X01) 1.7 DTi 16V (F08, W5L)	Y 17 DT	09.00 - 07.03	1686	D	55 kW	1072	57
CORSA C Stufenheck (X01) 1.6	Z 16 SE	01.03 - 12.07	1598	B	69 kW	1070	43
CORSA C Stufenheck (X01) 1.7 CDTi	Z 17 DTH	01.05 - 12.08	1686	D	74 kW	1072	57
CORSA CLASSIC Stufenheck 1.3	13 NB	01.97 - 12.02	1297	B	44 kW	1066	17
CORSA CLASSIC Stufenheck 1.4	C 14 NZ	08.94 - 07.02	1389	B	44 kW	1068	30
CORSA CLASSIC Stufenheck 1.4	Z 14 XEP	07.00 - 12.03	1364	B	66 kW	1065	11
CORSA CLASSIC Stufenheck 1.4	Z 14 XE	07.00 - 05.01	1389	B	66 kW	1068	33
CORSA CLASSIC Stufenheck 1.6	C 16 SEL	01.00 - 12.03	1598	B	74 kW	1070	45
CORSA CLASSIC Stufenheck 1.8	Z 18 XEL	01.02 - 12.05	1796	B	79 kW	1074	75
CORSA D (S07) 1.0 (L08, L68)	A 10 XEP	12.09 - 08.14	998	B	48 kW	1065	11
CORSA D (S07) 1.0 (L08, L68)	Z 10 XEP	07.06 - 12.10	998	B	44 kW	1065	11
CORSA D (S07) 1.2 (L08, L68)	A 12 XEL	12.09 - 08.14	1229	B	51 kW	1065	13
CORSA D (S07) 1.2 (L08, L68)	A 12 XER	12.09 - 08.14	1229	B	63 kW	1065	11
CORSA D (S07) 1.2 (L08, L68)	Z 12 XEP	07.06 - 08.14	1229	B	59 kW	1065	11
CORSA D (S07) 1.2 LPG (L08, L68)	A 12 XER	06.11 - 08.14	1229	B/G	61 kW	1065	11
CORSA D (S07) 1.2 LPG (L08, L68)	A 12 XER	06.11 - 08.14	1229	B/G	63 kW	1065	11
CORSA D (S07) 1.2 LPG (L08, L68)	Z 12 XEP	08.06 - 08.14	1229	B/G	59 kW	1065	11
CORSA D (S07) 1.2 LPG (L08, L68)	Z 12 XEP	09.09 - 12.11	1229	B/G	55 kW	1065	11
CORSA D (S07) 1.3 CDTi (L08, L68)	A 13 DTC	07.06 - 08.14	1248	D	55 kW	1064	2
CORSA D (S07) 1.3 CDTi (L08, L68)	A 13 DTE	06.09 - 08.14	1248	D	70 kW	1064	2
CORSA D (S07) 1.3 CDTi (L08, L68)	A 13 DTR	06.09 - 08.14	1248	D	70 kW	1064	2
CORSA D (S07) 1.3 CDTi (L08, L68)	Z 13 DTE	06.09 - 08.14	1248	D	70 kW	1064	2
CORSA D (S07) 1.3 CDTi (L08, L68)	Z 13 DTH	07.06 - 06.11	1248	D	66 kW	1064	4
CORSA D (S07) 1.3 CDTi (L08, L68)	Z 13 DTJ	07.06 - 08.14	1248	D	55 kW	1064	4
CORSA D (S07) 1.4 (L08, L68)	A 14 NEL	07.12 - 08.14	1364	B	88 kW	1065	10
CORSA D (S07) 1.4 (L08, L68)	A 14 XEL	09.09 - 08.14	1398	B	64 kW	1065	11
CORSA D (S07) 1.4 (L08, L68)	A 14 XER	12.09 - 08.14	1398	B	74 kW	1065	11
CORSA D (S07) 1.4 (L08, L68)	Z 14 XEP	07.06 - 08.14	1364	B	66 kW	1065	11
CORSA D (S07) 1.4 LPG (L08, L68)	A 14 XEL	09.09 - 08.14	1398	B/G	64 kW	1065	11
CORSA D (S07) 1.4 LPG (L08, L68)	Z 14 XEP	08.06 - 12.11	1364	B/G	66 kW	1065	11
CORSA D (S07) 1.6 T (L08, L68)	A 16 LET	02.07 - 08.14	1598	B	132 kW	1072	60
CORSA D (S07) 1.6 T (L08, L68)	Z 16 LET	02.07 - 08.14	1598	B	132 kW	1072	58
CORSA D (S07) 1.6 Turbo (L08, L68)	Z 16 LEL	05.07 - 08.14	1598	B	110 kW	1072	60
CORSA D (S07) 1.6 Turbo (L08, L68)	Z 16 LER	11.06 - 08.14	1598	B	141 kW	1072	60
CORSA D (S07) 1.7 CDTi (L08, L68)	A 17 DTS	12.09 - 08.14	1686	D	96 kW	1072	56
CORSA D (S07) 1.7 CDTi (L08, L68)	Z 17 DTR	08.06 - 12.11	1686	D	92 kW	1072	56
CORSA D Kasten/Schrägheck (S07) 1.0 (L08)	A 10 XEP	01.10 - 08.14	998	B	48 kW	1065	11
CORSA D Kasten/Schrägheck (S07) 1.0 (L08)	A 10 XEP	08.06 - 08.14	998	B	44 kW	1065	11
CORSA D Kasten/Schrägheck (S07) 1.2 (L08)	A 12 XEL	01.10 - 08.14	1229	B	51 kW	1065	13
CORSA D Kasten/Schrägheck (S07) 1.2 (L08)	A 12 XER	06.10 - 08.14	1229	B	63 kW	1065	11
CORSA D Kasten/Schrägheck (S07) 1.2 (L08)	Z 12 XEP	08.06 - 08.14	1229	B	59 kW	1065	11
CORSA D Kasten/Schrägheck (S07) 1.3 CDTi (L08)	A 13 DTC	07.06 - 08.14	1248	D	55 kW	1064	2

			<b>ccm</b>		<b>kw</b>		<b>1 POS</b>
CORSA D Kasten/Schrägheck (S07) 1.3 CDTI (L08)	A 13 DTE	11.09 - 08.14	1248	D	70 kW	1064	2
CORSA D Kasten/Schrägheck (S07) 1.3 CDTI (L08)	A 13 DTR	11.09 - 08.14	1248	D	70 kW	1064	2
CORSA D Kasten/Schrägheck (S07) 1.3 CDTI (L08)	Z 13 DTE	11.09 - 08.14	1248	D	70 kW	1064	2
CORSA D Kasten/Schrägheck (S07) 1.3 CDTI (L08)	Z 13 DTH	07.06 - 06.10	1248	D	66 kW	1064	4
CORSA D Kasten/Schrägheck (S07) 1.3 CDTI (L08)	Z 13 DTJ	07.06 - 08.14	1248	D	55 kW	1064	4
CORSA D Kasten/Schrägheck (S07) 1.4 (L08)	A 14 NEL	07.12 - 08.14	1364	B	88 kW	1065	10
CORSA D Kasten/Schrägheck (S07) 1.4 (L08)	A 14 XER	07.12 - 08.14	1398	B	74 kW	1065	11
CORSA D Kasten/Schrägheck (S07) 1.6 (L08)	Z 16 LER	07.12 - 08.14	1598	B	141 kW	1072	60
CORSA D Kasten/Schrägheck (S07) 1.7 CDTI (L08)	A 17 DTS	07.12 - 08.14	1686	D	96 kW	1072	56
CORSA E (X15) 1.0 (08, 68)	B 10 XFL	09.14	999	B	66 kW	1066	15
CORSA E (X15) 1.0 (08, 68)	B 10 XFT	09.14	999	B	85 kW	1066	15
CORSA E (X15) 1.0 (08, 68)	D 10 XFL	09.14	999	B	66 kW	1066	15
CORSA E (X15) 1.0 (08, 68)	F 10 XFL	09.14	999	B	66 kW	1066	15
CORSA E (X15) 1.2 (08, 68)	B 12 XEL	09.14	1229	B	51 kW	1065	13
CORSA E (X15) 1.4 (08, 68)	B 14 XEJ	09.14	1398	B	55 kW	1065	13
CORSA E (X15) 1.4 (08, 68)	B 14 XEL	09.14	1398	B	66 kW	1065	13
CORSA E (X15) 1.4 LPG (08, 68)	B 14 XEL	03.15	1398	B/G	66 kW	1065	13
CORSA E (X15) 1.4 LPG (08, 68)	B 14 XEL	11.15	1398	B/G	64 kW	1065	13
CORSA E (X15) 1.4 Turbo (08, 68)	B 14 NEH	03.15	1364	B	110 kW	1065	8
CORSA E (X15) 1.4 Turbo (08, 68)	B 14 NEJ	09.14 - 06.19	1364	B	74 kW	1065	9
CORSA E Kasten/Schrägheck (X15) 1.2 (08)	B 12 XEL	01.15	1229	B	51 kW	1065	13
CORSA E Kasten/Schrägheck (X15) 1.4 (08)	B 14 XEJ	09.14	1398	B	55 kW	1065	13
CORSA E Kasten/Schrägheck (X15) 1.4 (08)	B 14 XEL	09.14	1398	B	66 kW	1065	13
CORSA F (P2JO) 1.2 (68)	F 12 XHL (EB2ADTD)	07.19	1199	B	74 kW	1067	25
CORSA F (P2JO) 1.2 (68)	F 12 XHT (EB2ADTS)	07.19	1199	B	96 kW	1067	25
CORSA F (P2JO) 1.5 (68)	D 15 DT (DV5RD)	07.19	1499	D	75 kW	1067	24
CORSA F Kasten/Schrägheck 1.5 (68)	D 15 DT (DV5RD)	07.19	1499	D	75 kW	1067	24
CORSA Utility C Pick-up 1.8	N 18 XFH	03.05 - 05.10	1796	B	79 kW	1075	78
CORSA Utility Pick-up 1.3	13 NB	01.96 - 12.02	1297	B	44 kW	1066	17
CORSA Utility Pick-up 1.4	Z 14 XE	01.03 - 12.10	1389	B	66 kW	1068	33
CORSA Utility Pick-up 1.4	Z 14 XE	07.00 - 12.03	1389	B	66 kW	1068	33
CORSA Utility Pick-up 1.7 DTi	Y 17 DT	01.03 - 12.10	1686	D	55 kW	1072	57
CORSA Utility Pick-up 1.7 DTi	Y 17 DT	08.01 - 06.04	1686	D	55 kW	1072	57
CORSA Utility Pick-up 1.7 D	X 17 D (4EE1)	01.03 - 12.06	1686	D	42 kW	1072	54
CORSA Utility Pick-up 1.7 Di	Y 17 DTL	11.01 - 06.04	1686	D	48 kW	1072	57
CORSA Utility Pick-up 1.8	Z 18 XEL	01.03 - 12.10	1796	B	79 kW	1074	75
CROSSLAND X / CROSSLAND (P17, P2QO) 1.2 (75)	B 12 XE (EB2F)	03.17	1199	B	60 kW	1066	20
CROSSLAND X / CROSSLAND (P17, P2QO) 1.2 (75)	B 12 XHL (EB2DT)	03.17	1199	B	81 kW	1067	25
CROSSLAND X / CROSSLAND (P17, P2QO) 1.2 (75)	B 12 XHT (EB2DTS)	03.17	1199	B	96 kW	1067	25
CROSSLAND X / CROSSLAND (P17, P2QO) 1.2 (75)	B 12 XHT (EB2DTS)	03.17	1199	B	81 kW	1067	25
CROSSLAND X / CROSSLAND (P17, P2QO) 1.2 (75)	D 12 XHL (EB2ADT)	03.17	1199	B	81 kW	1067	25
CROSSLAND X / CROSSLAND (P17, P2QO) 1.2 (75)	D 12 XHT (EB2ADTS)	03.17	1199	B	96 kW	1067	25
CROSSLAND X / CROSSLAND (P17, P2QO) 1.2 (75)	F 12 XHL (EB2ADT)	03.17	1199	B	81 kW	1067	25
CROSSLAND X / CROSSLAND (P17, P2QO) 1.2 (75)	F 12 XHL (EB2ADTD)	03.17	1199	B	81 kW	1067	25
CROSSLAND X / CROSSLAND (P17, P2QO) 1.2 (75)	F 12 XHT (EB2ADTS)	03.17	1199	B	96 kW	1067	25
CROSSLAND X / CROSSLAND (P17, P2QO) 1.2 LPG (75)	B 12 XE (EB2F)	10.17	1199	B/G	60 kW	1066	20
CROSSLAND X / CROSSLAND (P17, P2QO) 1.5 Turbo D (75)	D 15 DT (DV5RD)	06.18	1499	D	75 kW	1067	24
CROSSLAND X / CROSSLAND (P17, P2QO) 1.5 Turbo D (75)	D 15 DTH (DV5RC)	08.18	1499	D	88 kW	1067	24
CROSSLAND X / CROSSLAND (P17, P2QO) 1.6 Turbo D (75)	B 16 DT (DV6DTE)	07.19	1560	D	68 kW	1067	22
CROSSLAND X / CROSSLAND (P17, P2QO) 1.6 Turbo D (75)	B 16 DT (DV6FD)	03.17	1560	D	73 kW	1067	21
CROSSLAND X / CROSSLAND (P17, P2QO) 1.6 Turbo D (75)	B 16 DTH (DV6FC)	03.17	1560	D	88 kW	1067	21
CROSSLAND X / CROSSLAND (P17, P2QO) 1.6 Turbo D (75)	B 16 DTH (DV6FC)	08.17	1560	D	85 kW	1067	21
CROSSLAND X Van 1.2 (75)	D 12 XHL (EB2ADT)	07.19	1199	B	81 kW	1067	25
CROSSLAND X Van 1.2 (75)	F 12 XHL (EB2ADT)	07.19	1199	B	81 kW	1067	25
CROSSLAND X Van 1.2 (75)	F 12 XHL (EB2ADTD)	07.19	1199	B	81 kW	1067	25
CROSSLAND X Van 1.5 (75)	D 15 DT (DV5RD)	06.18	1499	D	75 kW	1067	24
FRONTERA A (U92) 2.0 i	C 20 NE	05.93 - 08.98	1998	B	85 kW	1079	105
FRONTERA A (U92) 2.0 i	X 20 SE	05.93 - 08.98	1998	B	85 kW	1079	105
FRONTERA A (U92) 2.2 i (54MWL4)	X 22 XE	03.95 - 10.98	2198	B	100 kW	1079	106
FRONTERA A (U92) 2.3 TD (5JMWL4)	23 DTR	03.92 - 10.98	2260	D	74 kW	1082	125
FRONTERA A (U92) 2.5 TDS	25TDS (VM41B)	09.96 - 10.98	2499	D	85 kW	1082	126
FRONTERA A (U92) 2.5 TDS	25TD	09.96 - 10.98	2499	D	85 kW	1082	126

















							
FRONTERA A Sport (U92) 2.0 i (52SUD2, 55SUD2)	C 20 NE	03.92 - 10.98	1998	B	85 kW	1079	105
FRONTERA A Sport (U92) 2.0 i (52SUD2, 55SUD2)	X 20 SE	03.92 - 10.98	1998	B	85 kW	1079	105
FRONTERA A Sport (U92) 2.5 TDS	25TDS (VM41B)	09.96 - 10.98	2499	D	85 kW	1082	126
FRONTERA A Sport (U92) 2.5 TDS	25TDS (VM41B)	09.96 - 10.98	2499	D	85 kW	1082	126
FRONTERA A Sport (U92) 2.5 TDS	25TD	09.96 - 10.98	2499	D	85 kW	1082	126
FRONTERA B (U99) 2.2 DTI (6B_66, 6B_76)	Y 22 DTH	09.02 - 07.04	2171	D	88 kW	1077	94
FRONTERA B (U99) 2.2 DTI (6B_ZC, 6B_VF, 6B_66, 6B_76)	X 22 DTH	09.98 - 12.03	2171	D	85 kW	1077	94
FRONTERA B (U99) 2.2 DTI (6B_ZC, 6B_VF, 6B_66, 6B_76)	Y 22 DTH	09.98 - 12.03	2171	D	85 kW	1077	94
FRONTERA B (U99) 2.2 i (6B_ZC, 6B_VF, 6B_66, 6B_76)	X 22 SE	10.98 - 07.04	2198	B	100 kW	1079	106
FRONTERA B (U99) 2.2 i (6B_ZC, 6B_VF, 6B_66, 6B_76)	Y 22 SE	10.98 - 07.04	2198	B	100 kW	1080	114
GRANDLAND / GRANDLAND X (A18, P1UO) 1.2 (75)	B 12 XHT (EB2DTS)	06.17	1199	B	96 kW	1067	25
GRANDLAND / GRANDLAND X (A18, P1UO) 1.2 (75)	D 12 XHT (EB2ADTS)	06.17	1199	B	96 kW	1067	25
GRANDLAND / GRANDLAND X (A18, P1UO) 1.2 (75)	F 12 XHT (EB2ADTS)	06.17	1199	B	96 kW	1067	25
GRANDLAND / GRANDLAND X (A18, P1UO) 1.5 Turbo D (75)	D 15 DT (DV5RD)	06.18	1499	D	75 kW	1067	24
GRANDLAND / GRANDLAND X (A18, P1UO) 1.5 Turbo D (75)	D 15 DTH (DV5RC)	04.18	1499	D	96 kW	1067	24
GRANDLAND / GRANDLAND X (A18, P1UO) 1.6 Turbo D (75)	B 16 DTH (DV6FC)	06.17	1560	D	88 kW	1067	21
GRANDLAND X Van 1.2 (75)	D 12 XHT (EB2ADTS)	04.18	1199	B	96 kW	1067	25
GRANDLAND X Van 1.5 (75)	D 15 DTH (DV5RC)	04.18	1499	D	96 kW	1067	24
GT Cabriolet (M07) 2.0 (G67)	Z 20 NHH	06.07 - 12.11	1998	B	194 kW	1079	108
GT 1.1	11 SR	09.68 - 12.70	1078	B	44 kW	1066	18
INSIGNIA A (G09) 1.4 (68)	A 14 NET	04.11 - 03.17	1364	B	103 kW	1065	10
INSIGNIA A (G09) 1.4 (68)	B 14 NET	04.11 - 03.17	1364	B	103 kW	1065	9
INSIGNIA A (G09) 1.4 LPG (68)	A 14 NET	07.12 - 03.17	1364	B/G	103 kW	1065	10
INSIGNIA A (G09) 1.4 LPG (68)	B 14 NET	07.12 - 03.17	1364	B/G	103 kW	1065	9
INSIGNIA A (G09) 1.6 (68)	A 16 XER	07.08 - 03.17	1598	B	85 kW	1072	60
INSIGNIA A (G09) 1.6 Turbo (68)	A 16 LET	07.08 - 03.17	1598	B	132 kW	1072	60
INSIGNIA A (G09) 1.8 (68)	A 18 XER	07.08 - 03.17	1796	B	103 kW	1075	77
INSIGNIA A (G09) 2.0 CDTI (68)	A 20 DTC	07.08 - 03.17	1956	D	81 kW	1076	89
INSIGNIA A (G09) 2.0 CDTI (68)	A 20 DTH	07.13 - 03.17	1956	D	120 kW	1076	89
INSIGNIA A (G09) 2.0 CDTI (68)	A 20 DTH	07.08 - 03.17	1956	D	118 kW	1076	89
INSIGNIA A (G09) 2.0 CDTI (68)	A 20 DTJ	07.08 - 03.17	1956	D	96 kW	1076	89
INSIGNIA A (G09) 2.0 CDTI 4x4 (68)	A 20 DTH	07.13 - 03.17	1956	D	120 kW	1076	89
INSIGNIA A (G09) 2.0 CDTI 4x4 (68)	A 20 DTH	06.10 - 03.17	1956	D	118 kW	1076	89
INSIGNIA A (G09) 2.0 E85 Turbo (68)	A 20 NFT	10.10 - 03.17	1998	B/E	162 kW	1079	108
INSIGNIA A (G09) 2.0 E85 Turbo (68)	A 20 NHT	10.10 - 03.17	1998	B/E	162 kW	1079	108
INSIGNIA A (G09) 2.0 Turbo (68)	A 20 NFT	07.08 - 03.17	1998	B	162 kW	1079	108
INSIGNIA A (G09) 2.0 Turbo (68)	A 20 NHT	07.08 - 03.17	1998	B	162 kW	1079	108
INSIGNIA A (G09) 2.0 Turbo (68)	A 20 NHT	04.14 - 03.17	1998	B	184 kW	1079	108
INSIGNIA A (G09) 2.0 Turbo 4x4 (68)	A 20 NFT	07.11 - 03.17	1998	B	184 kW	1079	108
INSIGNIA A (G09) 2.0 Turbo 4x4 (68)	A 20 NHT	07.11 - 03.17	1998	B	184 kW	1079	108
INSIGNIA A (G09) 2.0 Turbo 4x4 (68)	A 20 NHT	07.08 - 03.17	1998	B	162 kW	1079	108
INSIGNIA A Country Tourer (G09) 2.0 CDTi (47)	A 20 DTH	07.14 - 03.17	1956	D	120 kW	1076	89
INSIGNIA A Country Tourer (G09) 2.0 CDTi (47)	A 20 DTJ	07.08 - 03.17	1956	D	96 kW	1076	89
INSIGNIA A Country Tourer (G09) 2.0 CDTi 4x4 (47)	A 20 DTH	09.13 - 03.17	1956	D	120 kW	1076	89
INSIGNIA A Country Tourer (G09) 2.0 Turbo 4x4 (47)	A 20 NFT	09.13 - 03.17	1998	B	184 kW	1079	108
INSIGNIA A Country Tourer (G09) 2.0 Turbo 4x4 (47)	A 20 NHT	09.13 - 03.17	1998	B	184 kW	1079	108
INSIGNIA A Sports Tourer (G09) 1.4 (35)	A 14 NET	04.11 - 03.17	1364	B	103 kW	1065	10
INSIGNIA A Sports Tourer (G09) 1.4 (35)	B 14 NET	04.11 - 03.17	1364	B	103 kW	1065	9
INSIGNIA A Sports Tourer (G09) 1.4 LPG (35)	A 14 NET	09.12 - 03.17	1364	B/G	103 kW	1065	10
INSIGNIA A Sports Tourer (G09) 1.4 LPG (35)	B 14 NET	09.12 - 03.17	1364	B/G	103 kW	1065	9
INSIGNIA A Sports Tourer (G09) 1.6 (35)	A 16 XER	07.08 - 06.12	1598	B	85 kW	1072	60
INSIGNIA A Sports Tourer (G09) 1.6 Turbo (35)	A 16 LET	01.09 - 06.13	1598	B	132 kW	1072	60
INSIGNIA A Sports Tourer (G09) 1.8 (35)	A 18 XER	07.08 - 03.17	1796	B	103 kW	1075	77
INSIGNIA A Sports Tourer (G09) 2.0 CDTI (35)	A 20 DTC	07.08 - 06.13	1956	D	81 kW	1076	89
INSIGNIA A Sports Tourer (G09) 2.0 CDTI (35)	A 20 DTH	07.13 - 06.15	1956	D	120 kW	1076	89
INSIGNIA A Sports Tourer (G09) 2.0 CDTI (35)	A 20 DTH	07.08 - 06.15	1956	D	118 kW	1076	89
INSIGNIA A Sports Tourer (G09) 2.0 CDTI (35)	A 20 DTJ	07.08 - 06.15	1956	D	96 kW	1076	89
INSIGNIA A Sports Tourer (G09) 2.0 CDTI 4x4 (35)	A 20 DTH	07.13 - 06.15	1956	D	120 kW	1076	89
INSIGNIA A Sports Tourer (G09) 2.0 CDTI 4x4 (35)	A 20 DTH	06.10 - 06.15	1956	D	118 kW	1076	89
INSIGNIA A Sports Tourer (G09) 2.0 E85 Turbo (35)	A 20 NFT	09.10 - 11.11	1998	B/E	162 kW	1079	108
INSIGNIA A Sports Tourer (G09) 2.0 E85 Turbo (35)	A 20 NHT	09.10 - 11.11	1998	B/E	162 kW	1079	108
INSIGNIA A Sports Tourer (G09) 2.0 Turbo (35)	A 20 NFT	07.08 - 12.13	1998	B	162 kW	1079	108

			<b>ccm</b>		<b>kw</b>		<b>1</b> <b>POS</b>
INSIGNIA A Sports Tourer (G09) 2.0 Turbo (35)	A 20 NHT	07.08 - 12.13	1998	B	162 kW	1079	108
INSIGNIA A Sports Tourer (G09) 2.0 Turbo (35)	A 20 NHT	04.14 - 03.17	1998	B	184 kW	1079	108
INSIGNIA A Sports Tourer (G09) 2.0 Turbo 4x4 (35)	A 20 NFT	09.11 - 06.13	1998	B	184 kW	1079	108
INSIGNIA A Sports Tourer (G09) 2.0 Turbo 4x4 (35)	A 20 NHT	09.11 - 06.13	1998	B	184 kW	1079	108
INSIGNIA A Sports Tourer (G09) 2.0 Turbo 4x4 (35)	A 20 NHT	07.08 - 06.11	1998	B	162 kW	1079	108
INSIGNIA A Stufenheck (G09) 1.4 (69)	A 14 NET	04.11 - 03.17	1364	B	103 kW	1065	10
INSIGNIA A Stufenheck (G09) 1.4 (69)	B 14 NET	04.11 - 03.17	1364	B	103 kW	1065	9
INSIGNIA A Stufenheck (G09) 1.4 LPG (69)	A 14 NET	07.12 - 03.17	1364	B/G	103 kW	1065	10
INSIGNIA A Stufenheck (G09) 1.4 LPG (69)	B 14 NET	07.12 - 03.17	1364	B/G	103 kW	1065	9
INSIGNIA A Stufenheck (G09) 1.6 (69)	A 16 XER	07.08 - 03.17	1598	B	85 kW	1072	60
INSIGNIA A Stufenheck (G09) 1.6 Turbo (69)	A 16 LET	07.08 - 03.17	1598	B	132 kW	1072	60
INSIGNIA A Stufenheck (G09) 1.8 (69)	A 18 XER	07.08 - 03.17	1796	B	103 kW	1075	77
INSIGNIA A Stufenheck (G09) 2.0 CDTI (69)	A 20 DTC	07.08 - 03.17	1956	D	81 kW	1076	89
INSIGNIA A Stufenheck (G09) 2.0 CDTI (69)	A 20 DTH	07.13 - 03.17	1956	D	120 kW	1076	89
INSIGNIA A Stufenheck (G09) 2.0 CDTI (69)	A 20 DTH	07.08 - 03.17	1956	D	118 kW	1076	89
INSIGNIA A Stufenheck (G09) 2.0 CDTI (69)	A 20 DTJ	07.08 - 03.17	1956	D	96 kW	1076	89
INSIGNIA A Stufenheck (G09) 2.0 CDTI 4x4 (69)	A 20 DTH	07.13 - 03.17	1956	D	120 kW	1076	89
INSIGNIA A Stufenheck (G09) 2.0 CDTI 4x4 (69)	A 20 DTH	06.10 - 03.17	1956	D	118 kW	1076	89
INSIGNIA A Stufenheck (G09) 2.0 Turbo (69)	A 20 NFT	07.08 - 03.17	1998	B	162 kW	1079	108
INSIGNIA A Stufenheck (G09) 2.0 Turbo (69)	A 20 NHT	07.08 - 03.17	1998	B	162 kW	1079	108
INSIGNIA A Stufenheck (G09) 2.0 Turbo (69)	A 20 NHT	04.14 - 03.17	1998	B	184 kW	1079	108
INSIGNIA A Stufenheck (G09) 2.0 Turbo 4x4 (69)	A 20 NFT	07.11 - 03.17	1998	B	184 kW	1079	108
INSIGNIA A Stufenheck (G09) 2.0 Turbo 4x4 (69)	A 20 NHT	07.11 - 03.17	1998	B	184 kW	1079	108
INSIGNIA A Stufenheck (G09) 2.0 Turbo 4x4 (69)	A 20 NHT	07.08 - 03.17	1998	B	162 kW	1079	108
INSIGNIA A Stufenheck (G09) 2.0 Turbo E85 (69)	A 20 NFT	07.08 - 03.17	1998	B/E	162 kW	1079	108
INSIGNIA A Stufenheck (G09) 2.0 Turbo E85 (69)	A 20 NHT	07.08 - 03.17	1998	B/E	162 kW	1079	108
INSIGNIA B Country Tourer (Z18) 1.5 (47)	B 15 SFT	06.17	1490	B	121 kW	1066	15
INSIGNIA B Country Tourer (Z18) 1.5 (47)	D 15 SFT	06.17	1490	B	121 kW	1066	15
INSIGNIA B Grand Sport (Z18) 1.5 (68)	B 15 SFL	03.17	1490	B	103 kW	1066	15
INSIGNIA B Grand Sport (Z18) 1.5 (68)	B 15 SFT	03.17	1490	B	121 kW	1066	15
INSIGNIA B Grand Sport (Z18) 1.5 (68)	D 15 SFL	03.17	1490	B	103 kW	1066	15
INSIGNIA B Grand Sport (Z18) 1.5 (68)	D 15 SFT	03.17	1490	B	121 kW	1066	15
INSIGNIA B Sports Tourer (Z18) 1.5 (35)	B 15 SFL	03.17	1490	B	103 kW	1066	15
INSIGNIA B Sports Tourer (Z18) 1.5 (35)	B 15 SFT	03.17	1490	B	121 kW	1066	15
INSIGNIA B Sports Tourer (Z18) 1.5 (35)	D 15 SFL	03.17	1490	B	103 kW	1066	15
INSIGNIA B Sports Tourer (Z18) 1.5 (35)	D 15 SFT	03.17	1490	B	121 kW	1066	15
KADETT A Caravan 1.0 S	10 S	03.63 - 08.65	993	B	35 kW	1064	5
KADETT A Coupe 1.0 S	10 S	10.63 - 08.65	993	B	35 kW	1064	5
KADETT A 1.0 S	10 S	09.62 - 08.65	993	B	35 kW	1064	5
KADETT B Caravan 1.1	11 N	09.65 - 07.71	1078	B	33 kW	1066	18
KADETT B Caravan 1.1	11 N	08.71 - 08.73	1078	B	37 kW	1066	18
KADETT B Caravan 1.1	11 S	09.65 - 07.71	1078	B	40 kW	1066	18
KADETT B Caravan 1.2	12 S	08.71 - 08.73	1196	B	44 kW	1071	47
KADETT B Coupe 1.1	11 N	09.65 - 07.71	1078	B	33 kW	1066	18
KADETT B Coupe 1.1	11 N	08.71 - 08.73	1078	B	37 kW	1066	18
KADETT B Coupe 1.1	11 SR	11.66 - 07.71	1078	B	44 kW	1066	18
KADETT B Coupe 1.1	11 S	09.65 - 07.71	1078	B	40 kW	1066	18
KADETT B Coupe 1.2	12 S	08.71 - 08.73	1196	B	44 kW	1071	47
KADETT B 1.1 SR	11 SR	11.66 - 07.71	1078	B	44 kW	1066	18
KADETT B 1.1 S	11 S	09.65 - 12.72	1078	B	40 kW	1066	18
KADETT B 1.1	11 N	09.65 - 07.71	1078	B	33 kW	1066	18
KADETT B 1.1	11 N	08.71 - 08.73	1078	B	37 kW	1066	18
KADETT B 1.2 S	12 S	08.71 - 08.73	1196	B	44 kW	1071	47
KADETT B 1.7	17 L	08.67 - 08.71	1698	B	55 kW	1081	121
KADETT C AERO 1.2	12 S	09.76 - 08.79	1196	B	44 kW	1071	47
KADETT C CC 1.2 S	12 S	08.73 - 07.79	1196	B	44 kW	1071	47
KADETT C CC 1.2	12 N	05.75 - 04.77	1196	B	38 kW	1071	48
KADETT C CC 1.2	12 N	07.76 - 07.79	1196	B	40 kW	1071	48
KADETT C CC 1.6 S	16 S	05.77 - 07.79	1584	B	55 kW	1078	101
KADETT C Caravan 1.2 S	12 S	08.73 - 07.79	1196	B	44 kW	1071	47
KADETT C Caravan 1.2	12 N	08.73 - 04.77	1196	B	38 kW	1071	48
KADETT C Caravan 1.2	12 N	08.73 - 07.79	1196	B	40 kW	1071	48















							
KADETT C Caravan 1.6 S	16 S	05.77 - 07.79	1584	B	55 kW	1078	101
KADETT C Coupe 1.0 S	10 S	09.73 - 08.75	993	B	35 kW	1064	5
KADETT C Coupe 1.2 S	12 S	08.73 - 07.79	1196	B	44 kW	1071	47
KADETT C Coupe 1.2	12 N	08.73 - 04.77	1196	B	38 kW	1071	48
KADETT C Coupe 1.2	12 N	08.73 - 07.79	1196	B	40 kW	1071	48
KADETT C Coupe 1.6 S	16 S	05.77 - 07.79	1584	B	55 kW	1078	101
KADETT C Coupe 2.0 E Rallye	20 E	08.77 - 07.79	1979	B	81 kW	1082	130
KADETT CC 1.6	X 16 SZR	03.95 - 05.00	1598	B	55 kW	1069	39
KADETT CC 1.8 i	C 18 NZ	05.96 - 07.99	1796	B	66 kW	1078	98
KADETT CC 2.0 i	C 20 NE	09.94 - 05.00	1998	B	85 kW	1079	105
KADETT C 1.2 S	12 S	08.73 - 07.79	1196	B	44 kW	1071	47
KADETT C 1.2	12 N	08.73 - 04.77	1196	B	38 kW	1071	48
KADETT C 1.2	12 N	08.73 - 07.79	1196	B	40 kW	1071	48
KADETT C 1.6 S	16 S	09.76 - 07.79	1584	B	55 kW	1078	101
KADETT D (31_34_41_44_) 1.0	10 S	09.79 - 08.84	993	B	33 kW	1064	5
KADETT D (31_34_41_44_) 1.0	10 S	08.79 - 12.83	993	B	37 kW	1064	5
KADETT D (31_34_41_44_) 1.2 S	12 S	08.79 - 08.84	1196	B	44 kW	1071	47
KADETT D (31_34_41_44_) 1.2	12 N	08.79 - 07.82	1196	B	39 kW	1071	48
KADETT D (31_34_41_44_) 1.2	12 ST	08.82 - 08.84	1196	B	40 kW	1069	35
KADETT D (31_34_41_44_) 1.3 N	13 N	08.79 - 08.84	1297	B	44 kW	1066	16
KADETT D (31_34_41_44_) 1.3 S	13 S	08.79 - 08.84	1297	B	55 kW	1066	17
KADETT D (31_34_41_44_) 1.6 D	16 D	03.82 - 08.84	1598	D	40 kW	1073	63
KADETT D (31_34_41_44_) 1.6 S	16 SH	09.81 - 08.84	1598	B	66 kW	1074	68
KADETT D (31_34_41_44_) 1.8 GT/E	18 E	02.83 - 08.84	1796	B	85 kW	1077	95
KADETT D (32_37_39_42) 1.0	10 S	09.79 - 08.84	993	B	33 kW	1064	5
KADETT D (32_37_39_42) 1.2 S	12 S	08.79 - 08.84	1196	B	44 kW	1071	47
KADETT D (32_37_39_42) 1.3 N	C 13 N	08.79 - 08.84	1297	B	44 kW	1067	23
KADETT D (32_37_39_42) 1.3 S	13 S	08.79 - 08.84	1297	B	55 kW	1066	17
KADETT D (32_37_39_42) 1.6 D	16 D	03.82 - 08.84	1598	D	40 kW	1073	63
KADETT D Caravan (35_36_45_46_) 1.2 S	12 S	08.79 - 08.84	1196	B	44 kW	1071	47
KADETT D Caravan (35_36_45_46_) 1.2	12 N	08.79 - 07.82	1196	B	39 kW	1071	48
KADETT D Caravan (35_36_45_46_) 1.3 N	13 N	08.79 - 08.84	1297	B	44 kW	1066	16
KADETT D Caravan (35_36_45_46_) 1.3 S	13 S	08.79 - 08.84	1297	B	55 kW	1066	17
KADETT D Caravan (35_36_45_46_) 1.6 D	16 D	03.82 - 08.84	1598	D	40 kW	1073	63
KADETT D Caravan (35_36_45_46_) 1.6 S	16 SH	09.81 - 08.84	1598	B	66 kW	1074	68
KADETT E (T85) 1.2 (C19, D19)	12 SC	09.84 - 07.86	1196	B	40 kW	1071	48
KADETT E (T85) 1.3 N (C19, D19)	13 NB	09.84 - 08.89	1297	B	44 kW	1066	17
KADETT E (T85) 1.3 N (C19, D19)	13 N	09.84 - 08.89	1297	B	44 kW	1066	16
KADETT E (T85) 1.3 S (C19, D19)	13 S	09.84 - 08.87	1297	B	55 kW	1066	17
KADETT E (T85) 1.3 i Cat (C19, D19)	C 13 N	09.85 - 08.91	1297	B	44 kW	1067	23
KADETT E (T85) 1.4 S (C19, D19)	14 NV	01.90 - 08.91	1389	B	55 kW	1068	29
KADETT E (T85) 1.4 i (C19, D19)	C 14 NZ	01.90 - 08.91	1389	B	44 kW	1068	30
KADETT E (T85) 1.5 TD (C19, D19)	15 DT (T4EC1)	07.88 - 08.91	1488	D	53 kW	1067	27
KADETT E (T85) 1.6 (C19, D19)	E 16 SE	09.87 - 08.91	1598	B	75 kW	1071	49
KADETT E (T85) 1.6 D (C19, D19)	16 DA	09.84 - 01.89	1598	D	40 kW	1073	67
KADETT E (T85) 1.6 D (C19, D19)	16 D	09.84 - 01.89	1598	D	40 kW	1073	63
KADETT E (T85) 1.6 S (C19, D19)	16 SH	09.84 - 08.86	1598	B	66 kW	1074	68
KADETT E (T85) 1.6 S (C19, D19)	16 SV	09.86 - 08.91	1598	B	60 kW	1069	37
KADETT E (T85) 1.6 i (C19, D19)	E 16 NZ	09.86 - 08.91	1598	B	55 kW	1069	37
KADETT E (T85) 1.6 i Cat (C19, D19)	C 16 LZ	09.86 - 08.91	1598	B	55 kW	1069	37
KADETT E (T85) 1.6 i Cat (C19, D19)	C 16 NZ	09.86 - 08.91	1598	B	55 kW	1071	52
KADETT E (T85) 1.7 D (C19, D19)	17 D	02.89 - 08.91	1699	D	42 kW	1076	84
KADETT E (T85) 1.8 (C19, D19)	18 E	09.87 - 08.90	1796	B	84 kW	1077	95
KADETT E (T85) 1.8 (C19, D19)	18 SE	01.86 - 08.90	1796	B	82 kW	1078	97
KADETT E (T85) 1.8 S (C19, D19)	E 18 NV	09.87 - 08.91	1796	B	62 kW	1078	98
KADETT E (T85) 1.8 S (C19, D19)	S 18 NV	09.87 - 08.91	1796	B	62 kW	1078	98
KADETT E (T85) 1.8 i (C19, D19)	18 E	09.84 - 08.86	1796	B	85 kW	1077	95
KADETT E (T85) 1.8 i (C19, D19)	18 SE	09.84 - 08.86	1796	B	85 kW	1078	97
KADETT E (T85) 1.8 i (C19, D19)	18 SV	08.89 - 05.92	1796	B	66 kW	1078	98
KADETT E (T85) 1.8 i (C19, D19)	C 18 NE	10.85 - 08.86	1796	B	74 kW	1078	98
KADETT E (T85) 1.8 i (C19, D19)	C 18 NT	08.89 - 05.92	1796	B	66 kW	1078	98
KADETT E (T85) 1.8 i (C19, D19)	C 18 NZ	08.89 - 05.92	1796	B	66 kW	1078	98

			<b>ccm</b>		<b>kw</b>		<b>1</b> <b>POS</b>
KADETT E (T85) 2.0 (C19, D19)	20 NE	01.86 - 12.93	1998	B	95 kW	1079	105
KADETT E (T85) 2.0 i (C19, D19)	20 NE	09.87 - 05.92	1998	B	85 kW	1079	105
KADETT E (T85) 2.0 i (C19, D19)	20 SE	09.87 - 05.92	1998	B	85 kW	1079	105
KADETT E (T85) 2.0 i Cat (C19, D19)	C 20 NE	03.87 - 05.92	1998	B	85 kW	1079	105
KADETT E CC (T85) 1.2 (C08, C48, D08, D48)	12 SC	09.84 - 07.86	1196	B	40 kW	1071	48
KADETT E CC (T85) 1.3 (C08, C48, D08, D48)	13 S	01.85 - 12.87	1297	B	50 kW	1066	17
KADETT E CC (T85) 1.3 N (C08, C48, D08, D48)	13 NB	09.84 - 08.91	1297	B	44 kW	1066	17
KADETT E CC (T85) 1.3 N (C08, C48, D08, D48)	13 N	09.84 - 08.91	1297	B	44 kW	1066	16
KADETT E CC (T85) 1.3 S (C08, C48, D08, D48)	13 S	09.84 - 08.87	1297	B	55 kW	1066	17
KADETT E CC (T85) 1.3 i Cat (C08, C48, D08, D48)	C 13 N	09.85 - 08.91	1297	B	44 kW	1067	23
KADETT E CC (T85) 1.4 S (C08, C48, D08, D48)	14 NV	01.90 - 08.91	1389	B	55 kW	1068	29
KADETT E CC (T85) 1.4 S (C08, C48, D08, D48)	C 14 SE	09.89 - 08.91	1389	B	60 kW	1068	31
KADETT E CC (T85) 1.4 i (C08, C48, D08, D48)	C 14 NZ	01.90 - 08.91	1389	B	44 kW	1068	30
KADETT E CC (T85) 1.5 TD (C08, C48, D08, D48)	15 DT (T4EC1)	07.88 - 08.91	1488	D	53 kW	1067	27
KADETT E CC (T85) 1.6 D (C08, C48, D08, D48)	16 DA	09.84 - 01.89	1598	D	40 kW	1073	67
KADETT E CC (T85) 1.6 D (C08, C48, D08, D48)	16 D	09.84 - 01.89	1598	D	40 kW	1073	63
KADETT E CC (T85) 1.6 S (C08, C48, D08, D48)	16 SV	09.86 - 08.91	1598	B	60 kW	1069	37
KADETT E CC (T85) 1.6 S (C08, D08, C48, D48)	16 SH	09.84 - 08.86	1598	B	66 kW	1074	68
KADETT E CC (T85) 1.6 i (C08, C48, D08, D48)	E 16 NZ	09.86 - 08.91	1598	B	55 kW	1069	37
KADETT E CC (T85) 1.6 i Cat (C08, C48, D08, D48)	C 16 LZ	09.86 - 08.91	1598	B	55 kW	1069	37
KADETT E CC (T85) 1.6 i Cat (C08, C48, D08, D48)	C 16 NZ	09.86 - 08.91	1598	B	55 kW	1071	52
KADETT E CC (T85) 1.7 D (C08, C48, D08, D48)	17 D	02.89 - 08.91	1699	D	42 kW	1076	84
KADETT E CC (T85) 1.8 (43, 34, 44)	18 SE	08.85 - 08.88	1796	B	82 kW	1078	97
KADETT E CC (T85) 1.8 E (C08, C48, D08, D48)	C 18 NE	10.85 - 08.86	1796	B	74 kW	1078	98
KADETT E CC (T85) 1.8 GSi (C08, C48, D08, D48)	18 E	09.84 - 08.86	1796	B	85 kW	1077	95
KADETT E CC (T85) 1.8 S (C08, C48, D08, D48)	E 18 NV	09.87 - 08.91	1796	B	62 kW	1078	98
KADETT E CC (T85) 1.8 S (C08, C48, D08, D48)	S 18 NV	09.87 - 08.91	1796	B	62 kW	1078	98
KADETT E CC (T85) 1.8 i (C08, C48, D08, D48)	C 18 NT	06.85 - 08.91	1796	B	66 kW	1078	98
KADETT E CC (T85) 1.8 i (C08, C48, D08, D48)	C 18 NZ	06.85 - 08.91	1796	B	66 kW	1078	98
KADETT E CC (T85) 1.8 i (C08, C48, D08, D48)	S 18 NV	06.85 - 08.91	1796	B	66 kW	1078	98
KADETT E CC (T85) 2.0 GSi (C08, C48, D08, D48)	20 NE	09.86 - 08.91	1998	B	85 kW	1079	105
KADETT E CC (T85) 2.0 GSi (C08, C48, D08, D48)	20 SEH	09.86 - 08.91	1998	B	95 kW	1079	105
KADETT E CC (T85) 2.0 GSi 16V (C08, C48, D08, D48)	20 XEJ	03.88 - 08.91	1998	B	110 kW	1079	110
KADETT E CC (T85) 2.0 GSi 16V (C08, C48, D08, D48)	20 XE	12.87 - 08.91	1998	B	115 kW	1080	111
KADETT E CC (T85) 2.0 GSi 16V (C08, C48, D08, D48)	C 20 XE	03.88 - 08.91	1998	B	110 kW	1080	111
KADETT E CC (T85) 2.0 GSi 16V Cat (C08, C48, D08, D48)	C 20 XE	03.88 - 08.91	1998	B	110 kW	1080	111
KADETT E CC (T85) 2.0 GSi Cat (C08, C48, D08, D48)	C 20 NE	09.86 - 08.91	1998	B	85 kW	1079	105
KADETT E Cabriolet (T85) 1.3 S	13 S	03.87 - 02.93	1297	B	55 kW	1066	17
KADETT E Cabriolet (T85) 1.4 S	14 NV	08.90 - 02.93	1389	B	55 kW	1068	29
KADETT E Cabriolet (T85) 1.4 i	C 14 NZ	01.90 - 08.91	1389	B	44 kW	1068	30
KADETT E Cabriolet (T85) 1.6 i Cat	C 16 LZ	10.87 - 02.93	1598	B	55 kW	1069	37
KADETT E Cabriolet (T85) 1.6 i Cat	C 16 NZ	10.87 - 02.93	1598	B	55 kW	1071	52
KADETT E Cabriolet (T85) 1.6 i	16 SV	07.89 - 02.93	1598	B	60 kW	1069	37
KADETT E Cabriolet (T85) 1.6 i	C 16 NZ	10.86 - 02.93	1598	B	55 kW	1071	52
KADETT E Cabriolet (T85) 1.6 i	E 16 NZ	10.86 - 02.93	1598	B	55 kW	1069	37
KADETT E Cabriolet (T85) 2.0 GSi	20 SER	09.90 - 05.92	1998	B	115 kW	1079	109
KADETT E Cabriolet (T85) 2.0 GSi	20 XE	09.90 - 05.92	1998	B	115 kW	1080	111
KADETT E Cabriolet (T85) 2.0 i Cat	20 NE	10.86 - 02.93	1998	B	85 kW	1079	105
KADETT E Cabriolet (T85) 2.0 i Cat	20 SER	10.86 - 02.93	1998	B	85 kW	1079	109
KADETT E Cabriolet (T85) 2.0 i Cat	C 20 NE	10.86 - 02.93	1998	B	85 kW	1079	105
KADETT E Cabriolet (T85) 2.0 i	20 NE	10.86 - 02.93	1998	B	85 kW	1079	105
KADETT E Cabriolet (T85) 2.0 i	20 SER	10.86 - 02.93	1998	B	85 kW	1079	109
KADETT E Cabriolet (T85) 2.0 i	C 20 NE	10.86 - 02.93	1998	B	85 kW	1079	105
KADETT E Cabriolet (T85) 2.0	C 20 XE	09.90 - 05.92	1998	B	110 kW	1080	111
KADETT E Caravan (T85) 1.2 (C15, C35, D15, D35)	12 SC	09.84 - 07.86	1196	B	40 kW	1071	48
KADETT E Caravan (T85) 1.3 (C15, C35, D15, D35)	13 S	01.85 - 12.87	1297	B	50 kW	1066	17
KADETT E Caravan (T85) 1.3 N (C15, C35, D15, D35)	13 NB	09.84 - 08.91	1297	B	44 kW	1066	17
KADETT E Caravan (T85) 1.3 N (C15, C35, D15, D35)	13 N	09.84 - 08.91	1297	B	44 kW	1066	16
KADETT E Caravan (T85) 1.3 S (C15, C35, D15, D35)	13 S	09.84 - 08.87	1297	B	55 kW	1066	17
KADETT E Caravan (T85) 1.3 i Cat (C15, C35, D15, D35)	C 13 N	09.85 - 08.91	1297	B	44 kW	1067	23
KADETT E Caravan (T85) 1.4 S (C15, C35, D15, D35)	14 NV	01.90 - 08.91	1389	B	55 kW	1068	29
KADETT E Caravan (T85) 1.4 i (C15, C35, D15, D35)	C 14 NZ	01.90 - 08.91	1389	B	44 kW	1068	30












							
KADETT E Caravan (T85) 1.5 TD (C15, C35, D15, D35)	15 DT (T4EC1)	07.88 - 08.91	1488	D	53 kW	1067	27
KADETT E Caravan (T85) 1.6 (C15, C35, D15, D35)	16 SV	09.86 - 08.91	1598	B	60 kW	1069	37
KADETT E Caravan (T85) 1.6 D (C15, C35, D15, D35)	16 DA	09.84 - 01.89	1598	D	40 kW	1073	67
KADETT E Caravan (T85) 1.6 D (C15, C35, D15, D35)	16 D	09.84 - 01.89	1598	D	40 kW	1073	63
KADETT E Caravan (T85) 1.6 S (C15, C35, D35, D15)	16 SH	09.84 - 08.86	1598	B	66 kW	1074	68
KADETT E Caravan (T85) 1.6 i (C15, C35, D15, D35)	E 16 NZ	09.86 - 08.91	1598	B	55 kW	1069	37
KADETT E Caravan (T85) 1.6 i Cat (C15, C35, D15, D35)	C 16 LZ	09.86 - 08.91	1598	B	55 kW	1069	37
KADETT E Caravan (T85) 1.6 i Cat (C15, C35, D15, D35)	C 16 NZ	09.86 - 08.91	1598	B	55 kW	1071	52
KADETT E Caravan (T85) 1.7 D (C15, C35, D15, D35)	17 D	02.89 - 08.91	1699	D	42 kW	1076	84
KADETT E Caravan (T85) 1.8 (46)	18 SE	12.88 - 08.91	1796	B	82 kW	1078	97
KADETT E Caravan (T85) 1.8 E (C15, C35, D15, D35)	C 18 NE	10.85 - 08.86	1796	B	74 kW	1078	98
KADETT E Caravan (T85) 1.8 S (C15, C35, D15, D35)	E 18 NV	09.87 - 08.91	1796	B	62 kW	1078	98
KADETT E Caravan (T85) 1.8 S (C15, C35, D15, D35)	S 18 NV	09.87 - 08.91	1796	B	62 kW	1078	98
KADETT E Caravan (T85) 1.8 i (C15, C35, D15, D35)	18 E	09.84 - 08.86	1796	B	85 kW	1077	95
KADETT E Caravan (T85) 1.8 i (C15, C35, D15, D35)	18 SE	09.84 - 08.86	1796	B	85 kW	1078	97
KADETT E Caravan (T85) 1.8 i (C15, C35, D15, D35)	C 18 NT	06.85 - 08.91	1796	B	66 kW	1078	98
KADETT E Caravan (T85) 1.8 i (C15, C35, D15, D35)	C 18 NZ	06.85 - 08.91	1796	B	66 kW	1078	98
KADETT E Caravan (T85) 2.0 i (C15, C35, D15, D35)	20 NE	09.87 - 08.91	1998	B	85 kW	1079	105
KADETT E Caravan (T85) 2.0 i Cat (C15, C35, D15, D35)	C 20 NE	09.87 - 08.91	1998	B	85 kW	1079	105
KADETT E Combo (T85) 1.3 N (C25, D25)	13 N	01.86 - 12.89	1297	B	44 kW	1066	16
KADETT E Combo (T85) 1.3 S (C25, D25)	13 S	01.86 - 12.89	1297	B	55 kW	1066	17
KADETT E Combo (T85) 1.4 S (C25, D25)	14 NV	07.89 - 08.91	1389	B	55 kW	1068	29
KADETT E Combo (T85) 1.4 i (C25, D25)	C 14 NZ	08.91 - 07.94	1389	B	44 kW	1068	30
KADETT E Combo (T85) 1.6 (C25, D25)	16 SV	09.86 - 12.91	1598	B	60 kW	1069	37
KADETT E Combo (T85) 1.6 D (C25, D25)	16 DA	01.86 - 12.89	1598	D	40 kW	1073	67
KADETT E Combo (T85) 1.6 D (C25, D25)	16 D	01.86 - 12.89	1598	D	40 kW	1073	63
KADETT E Combo (T85) 1.6 i (C25, D25)	C 16 NZ	08.91 - 07.94	1598	B	55 kW	1071	52
KADETT E Combo (T85) 1.7 D (C25, D25)	17 DR	07.92 - 07.94	1699	D	44 kW	1076	84
KADETT E Combo (T85) 1.7 D (C25, D25)	17 D	01.89 - 07.94	1699	D	42 kW	1076	84
KADETT E Kasten/Kombi (T85) 1.2 (C70, D70)	12 SC	09.84 - 07.86	1196	B	40 kW	1071	48
KADETT E Kasten/Kombi (T85) 1.3 N (C70, D70)	13 NB	09.84 - 07.89	1297	B	44 kW	1066	17
KADETT E Kasten/Kombi (T85) 1.3 N (C70, D70)	13 N	09.84 - 07.89	1297	B	44 kW	1066	16
KADETT E Kasten/Kombi (T85) 1.4 i (C70, D70)	C 14 NZ	01.90 - 08.91	1389	B	44 kW	1068	30
KADETT E Kasten/Kombi (T85) 1.6 D (C70, D70)	16 DA	08.84 - 08.88	1598	D	40 kW	1073	67
KADETT E Kasten/Kombi (T85) 1.6 D (C70, D70)	16 D	08.84 - 08.88	1598	D	40 kW	1073	63
KADETT E Kasten/Kombi (T85) 1.6 i (C70, D70)	C 16 NZ	08.89 - 09.93	1598	B	55 kW	1071	52
KADETT E Kasten/Kombi (T85) 1.7 D (C70, D70)	17 D	08.88 - 09.92	1699	D	42 kW	1076	84
KADETT E Kasten/Kombi (T85) 1.8 i (C70, D70)	C 18 NT	08.84 - 09.92	1796	B	66 kW	1078	98
KARL (C16) 1.0	D 10 XE	01.18 - 03.19	999	B	54 kW	1066	15
MANTA A (58_, 59_) 1.2	12 S	04.72 - 08.75	1196	B	44 kW	1071	47
MANTA A (58_, 59_) 1.6 S	16 S	09.70 - 08.75	1584	B	59 kW	1078	101
MANTA A (58_, 59_) 1.6	16 N	02.75 - 08.75	15841598	B	44 kW	1078	10068
MANTA A (58_, 59_) 1.6	16 N	09.70 - 08.75	15841598	B	50 kW	1078	10068
MANTA A (58_, 59_) 1.6	16 S	02.75 - 08.75	1584	B	55 kW	1078	101
MANTA B (58_, 59_) 1.3 N	13 N	03.79 - 12.80	1297	B	44 kW	1066	16
MANTA B (58_, 59_) 1.3 S	13 S	08.81 - 08.86	1297	B	55 kW	1066	17
MANTA B (58_, 59_) 1.6 N	16 N	09.75 - 12.80	15841598	B	44 kW	1078	10068
MANTA B (58_, 59_) 1.6 S	16 S	09.75 - 12.81	1584	B	55 kW	1078	101
MANTA B (58_, 59_) 1.6	16 S	09.75 - 08.81	1584	B	51 kW	1078	101
MANTA B (58_, 59_) 1.8 S	18 S	07.82 - 08.87	1796	B	66 kW	1077	96
MANTA B (58_, 59_) 2.0 E	20 E	08.77 - 08.88	1979	B	81 kW	1082	130
MANTA B CC (53_, 55_) 1.2 N	12 N	08.76 - 07.83	1196	B	40 kW	1071	48
MANTA B CC (53_, 55_) 1.2 S	12 S	09.75 - 02.79	1196	B	44 kW	1071	47
MANTA B CC (53_, 55_) 1.3 N	13 N	03.79 - 12.80	1297	B	44 kW	1066	16
MANTA B CC (53_, 55_) 1.3 S	13 S	08.79 - 08.86	1297	B	55 kW	1066	17
MANTA B CC (53_, 55_) 1.6 N	16 N	09.75 - 12.80	15841598	B	44 kW	1078	10068
MANTA B CC (53_, 55_) 1.6	16 S	08.77 - 07.81	1584	B	55 kW	1078	101
MANTA B CC (53_, 55_) 1.6	16 S	09.75 - 08.81	1584	B	51 kW	1078	101
MANTA B CC (53_, 55_) 1.8 S	18 S	07.82 - 08.87	1796	B	66 kW	1077	96

			<b>ccm</b>		<b>kw</b>		<b>1 POS</b>
MANTA B CC (53_, 55_) 2.0 E	20 E	08.77 - 08.88	1979	B	81 kW	1082	130
MERIVA A Großraumlimousine (X03) 1.3 CDTi (E75)	Y 13 DT	04.05 - 05.10	1248	D	51 kW	1064	4
MERIVA A Großraumlimousine (X03) 1.3 CDTi (E75)	Z 13 DTJ	09.03 - 05.10	1248	D	55 kW	1064	4
MERIVA A Großraumlimousine (X03) 1.3 CDTi (E75)	Z 13 DT	04.05 - 05.10	1248	D	51 kW	1064	4
MERIVA A Großraumlimousine (X03) 1.4 16V Twinport (E75)	Z 14 XEP	07.04 - 05.10	1364	B	66 kW	1065	11
MERIVA A Großraumlimousine (X03) 1.4 16V Twinport LPG (E75)	Z 14 XEP	07.04 - 05.10	1364	B/G	66 kW	1065	11
MERIVA A Großraumlimousine (X03) 1.6 (E75)	Z 16 SE	05.03 - 05.10	1598	B	64 kW	1070	43
MERIVA A Großraumlimousine (X03) 1.6 (E75)	Z 16 XEP	01.06 - 05.10	1598	B	77 kW	1072	59
MERIVA A Großraumlimousine (X03) 1.6 16V (E75)	Z 16 XE	05.03 - 01.06	1598	B	74 kW	1070	44
MERIVA A Großraumlimousine (X03) 1.6 Turbo (E75)	Z 16 LET	09.05 - 05.10	1598	B	132 kW	1072	58
MERIVA A Großraumlimousine (X03) 1.7 CDTi (E75)	A 17 DTR	09.06 - 05.10	1686	D	92 kW	1072	56
MERIVA A Großraumlimousine (X03) 1.7 CDTi (E75)	Z 17 DTH	09.03 - 05.10	1686	D	74 kW	1072	57
MERIVA A Großraumlimousine (X03) 1.7 CDTi (E75)	Z 17 DTR	09.06 - 05.10	1686	D	92 kW	1072	56
MERIVA A Großraumlimousine (X03) 1.7 CDTi (E75)	Z 17 DT	09.03 - 05.10	1686	D	74 kW	1072	56
MERIVA A Großraumlimousine (X03) 1.7 DTi (E75)	Y 17 DT	09.03 - 05.10	1686	D	55 kW	1072	57
MERIVA A Großraumlimousine (X03) 1.8 (E75)	Z 18 XE	05.03 - 05.10	1796	B	92 kW	1074	75
MERIVA B Großraumlimousine (S10) 1.3 CDTi (75)	A 13 DTC	06.10 - 10.13	1248	D	55 kW	1064	2
MERIVA B Großraumlimousine (S10) 1.3 CDTi (75)	A 13 DTE	06.10 - 11.14	1248	D	70 kW	1064	2
MERIVA B Großraumlimousine (S10) 1.4 (75)	A 14 NEL	06.10 - 03.17	1364	B	88 kW	1065	10
MERIVA B Großraumlimousine (S10) 1.4 (75)	A 14 NET	06.10 - 03.17	1364	B	103 kW	1065	10
MERIVA B Großraumlimousine (S10) 1.4 (75)	A 14 XER	06.10 - 03.17	1398	B	74 kW	1065	11
MERIVA B Großraumlimousine (S10) 1.4 (75)	B 14 NEL	06.10 - 03.17	1364	B	88 kW	1065	9
MERIVA B Großraumlimousine (S10) 1.4 (75)	B 14 NET	06.10 - 03.17	1364	B	103 kW	1065	9
MERIVA B Großraumlimousine (S10) 1.4 (75)	B 14 XER	06.10 - 03.17	1398	B	74 kW	1065	13
MERIVA B Großraumlimousine (S10) 1.4 LPG (75)	A 14 NEL	06.11 - 03.17	1364	B/G	88 kW	1065	10
MERIVA B Großraumlimousine (S10) 1.4 LPG (75)	B 14 NEL	06.11 - 03.17	1364	B/G	88 kW	1065	9
MERIVA B Großraumlimousine (S10) 1.7 CDTi (75)	A 17 DTC	06.10 - 06.15	1686	D	81 kW	1072	56
MERIVA B Großraumlimousine (S10) 1.7 CDTi (75)	A 17 DTi	06.10 - 06.15	1686	D	81 kW	1072	56
MERIVA B Großraumlimousine (S10) 1.7 CDTi (75)	A 17 DTS	06.10 - 10.13	1686	D	96 kW	1072	56
MERIVA B Großraumlimousine (S10) 1.7 CDTi (75)	A 17 DT	06.10 - 01.17	1686	D	74 kW	1072	56
MERIVA B VAN (S10) 1.3 CDTi (75)	A 13 DTE	01.13 - 11.14	1248	D	70 kW	1064	2
MERIVA B VAN (S10) 1.4 ECOTEC (75)	A 14 XER	01.13 - 03.17	1398	B	74 kW	1065	11
MERIVA B VAN (S10) 1.7 CDTi (75)	A 17 DTC	01.13 - 10.13	1686	D	81 kW	1072	56
MERIVA B VAN (S10) 1.7 CDTi (75)	A 17 DTS	01.13 - 10.13	1686	D	96 kW	1072	56
MERIVA B VAN (S10) 1.7 CDTi (75)	A 17 DT	01.13 - 01.17	1686	D	74 kW	1072	56
MOKKA / MOKKA X (J13) 1.4 (_76)	A 14 NET	04.13	1364	B	103 kW	1065	10
MOKKA / MOKKA X (J13) 1.4 (_76)	B 14 NET	04.13	1364	B	103 kW	1065	9
MOKKA / MOKKA X (J13) 1.4 4x4 (_76)	A 14 NET	06.12	1364	B	103 kW	1065	10
MOKKA / MOKKA X (J13) 1.4 4x4 (_76)	B 14 NET	06.12	1364	B	103 kW	1065	9
MOKKA / MOKKA X (J13) 1.4 4x4 (_76)	B 14 XFT	06.16	1399	B	112 kW	1066	15
MOKKA / MOKKA X (J13) 1.4 LPG (_76)	A 14 NET	04.13	1364	B/G	103 kW	1065	10
MOKKA / MOKKA X (J13) 1.4 LPG (_76)	B 14 NET	04.13	1364	B/G	103 kW	1065	9
MOKKA / MOKKA X (J13) 1.6 (_76)	A 16 XER	06.12	1598	B	85 kW	1072	60
MOKKA / MOKKA X (J13) 1.7 CDTi (_76)	A 17 DTS	06.12	1686	D	96 kW	1072	56
MOKKA / MOKKA X (J13) 1.7 CDTi 4x4 (_76)	A 17 DTS	06.12	1686	D	96 kW	1072	56
MOKKA / MOKKA X (J13) 1.8 (_76)	A 18 XER	01.13	1796	B	103 kW	1075	77
MOKKA / MOKKA X (J13) 1.8 4x4 (_76)	A 18 XER	01.13	1796	B	103 kW	1075	77
MOKKA 1.2 (76)	F 12 XHL (EB2ADTD)	10.20	1199	B	74 kW	1067	25
MOKKA 1.2 (76)	F 12 XHT (EB2ADTS)	10.20	1199	B	96 kW	1067	25
MONTEREY A (M92) 3.2 (UBS25D, UBS25G)	6VD1 (DOHC)	08.91 - 03.94	3165	B	130 kW	1082	128
MONZA A (22_) 2.0 E	H 20 E	03.83 - 10.84	1979	B	85 kW	1082	132
MOVANO A Bus (X70) 1.9 DTi (JD)	F9Q 770	09.00 - 12.06	1870	D	59 kW	1073	66
MOVANO A Bus (X70) 1.9 DTi (JD)	F9Q 772	10.01	1870	D	60 kW	1073	66
MOVANO A Bus (X70) 1.9 DTi (JD)	F9Q 774	10.01	1870	D	60 kW	1073	66
MOVANO A Bus (X70) 2.2 DTi (JD)	G9T 720	09.00	2188	D	66 kW	1080	116
MOVANO A Bus (X70) 2.2 DTi (JD)	G9T 722	09.00	2188	D	66 kW	1080	116
MOVANO A Bus (X70) 2.2 DTi (JD)	G9T 750	09.00	2188	D	66 kW	1080	116
MOVANO A Bus (X70) 2.5 CDTi (JD)	G9U 632	08.06	2464	D	107 kW	1081	123
MOVANO A Bus (X70) 2.5 CDTi (JD)	G9U 632	08.06	2464	D	88 kW	1081	123
MOVANO A Bus (X70) 2.5 CDTi (JD)	G9U 650	08.06	2464	D	107 kW	1081	123
MOVANO A Bus (X70) 2.5 CDTi (JD)	G9U 650	08.06	2464	D	88 kW	1081	123
MOVANO A Bus (X70) 2.5 CDTi (JD)	G9U 650	11.03	2464	D	74 kW	1081	123















							
MOVANO A Bus (X70) 2.5 D (JD)	S8U 770	07.98 - 09.00	2499	D	59 kW	1082	127
MOVANO A Bus (X70) 2.5 D (JD)	S8U 772	07.98 - 09.00	2499	D	59 kW	1082	127
MOVANO A Bus (X70) 2.5 DTI (JD)	G9U 720	10.01	2464	D	84 kW	1081	123
MOVANO A Bus (X70) 2.5 DTI (JD)	G9U 724	10.01	2464	D	84 kW	1081	123
MOVANO A Bus (X70) 2.5 DTI (JD)	G9U 750	10.01	2464	D	84 kW	1081	123
MOVANO A Bus (X70) 2.5 DTI (JD)	G9U 754	10.01	2464	D	84 kW	1081	123
MOVANO A Bus (X70) 2.8 DTI (JD)	S9W 700	07.98 - 10.01	2799	D	84 kW	1082	129
MOVANO A Bus (X70) 2.8 DTI (JD)	S9W 702	07.98 - 10.01	2799	D	84 kW	1082	129
MOVANO A Kasten (X70) 1.9 DTI (FD)	F9Q 770	09.00 - 12.06	1870	D	59 kW	1073	66
MOVANO A Kasten (X70) 1.9 DTI (FD)	F9Q 772	10.01	1870	D	60 kW	1073	66
MOVANO A Kasten (X70) 1.9 DTI (FD)	F9Q 774	10.01	1870	D	60 kW	1073	66
MOVANO A Kasten (X70) 2.2 DTI (FD)	G9T 720	09.00	2188	D	66 kW	1080	116
MOVANO A Kasten (X70) 2.2 DTI (FD)	G9T 722	09.00	2188	D	66 kW	1080	116
MOVANO A Kasten (X70) 2.2 DTI (FD)	G9T 750	09.00	2188	D	66 kW	1080	116
MOVANO A Kasten (X70) 2.5 CDTI (FD)	G9U 632	10.03	2464	D	107 kW	1081	123
MOVANO A Kasten (X70) 2.5 CDTI (FD)	G9U 632	10.03	2464	D	88 kW	1081	123
MOVANO A Kasten (X70) 2.5 CDTI (FD)	G9U 650	10.03	2464	D	107 kW	1081	123
MOVANO A Kasten (X70) 2.5 CDTI (FD)	G9U 650	10.03	2464	D	88 kW	1081	123
MOVANO A Kasten (X70) 2.5 CDTI (FD)	G9U 650	10.03	2464	D	74 kW	1081	123
MOVANO A Kasten (X70) 2.5 D (FD)	S8U 770	01.99 - 09.00	2499	D	59 kW	1082	127
MOVANO A Kasten (X70) 2.5 D (FD)	S8U 772	01.99 - 09.00	2499	D	59 kW	1082	127
MOVANO A Kasten (X70) 2.5 DTI (FD)	G9U 720	10.01	2464	D	84 kW	1081	123
MOVANO A Kasten (X70) 2.5 DTI (FD)	G9U 724	10.01	2464	D	84 kW	1081	123
MOVANO A Kasten (X70) 2.5 DTI (FD)	G9U 754	10.01	2464	D	84 kW	1081	123
MOVANO A Kasten (X70) 2.5 DTi (FD)	G9U 754	10.03	2464	D	73 kW	1081	123
MOVANO A Kasten (X70) 2.8 DTI (FD)	S9W 700	01.99 - 10.01	2799	D	84 kW	1082	129
MOVANO A Kasten (X70) 2.8 DTI (FD)	S9W 702	01.99 - 10.01	2799	D	84 kW	1082	129
MOVANO A Pritsche/Fahrgestell (X70) 2.2 DTI (ED, HD, UD0, UD4)	G9T 720	09.00	2188	D	66 kW	1080	116
MOVANO A Pritsche/Fahrgestell (X70) 2.2 DTI (ED, HD, UD0, UD4)	G9T 722	09.00	2188	D	66 kW	1080	116
MOVANO A Pritsche/Fahrgestell (X70) 2.2 DTI (ED, HD, UD0, UD4)	G9T 750	09.00	2188	D	66 kW	1080	116
MOVANO A Pritsche/Fahrgestell (X70) 2.5 CDTI (ED, HD, UD0, UD4)	G9U 632	08.06	2464	D	107 kW	1081	123
MOVANO A Pritsche/Fahrgestell (X70) 2.5 CDTI (ED, HD, UD0, UD4)	G9U 632	08.06	2464	D	88 kW	1081	123
MOVANO A Pritsche/Fahrgestell (X70) 2.5 CDTI (ED, HD, UD0, UD4)	G9U 650	08.06	2464	D	107 kW	1081	123
MOVANO A Pritsche/Fahrgestell (X70) 2.5 CDTI (ED, HD, UD0, UD4)	G9U 650	08.06	2464	D	88 kW	1081	123
MOVANO A Pritsche/Fahrgestell (X70) 2.5 CDTI (ED, HD, UD0, UD4)	G9U 650	08.06	2464	D	74 kW	1081	123
MOVANO A Pritsche/Fahrgestell (X70) 2.5 D (ED, HD, UD0, UD4)	S8U 770	07.98 - 09.00	2499	D	59 kW	1082	127
MOVANO A Pritsche/Fahrgestell (X70) 2.5 D (ED, HD, UD0, UD4)	S8U 772	07.98 - 09.00	2499	D	59 kW	1082	127
MOVANO A Pritsche/Fahrgestell (X70) 2.5 DTI (ED, HD, UD0, UD4)	G9U 720	10.01	2464	D	84 kW	1081	123
MOVANO A Pritsche/Fahrgestell (X70) 2.5 DTI (ED, HD, UD0, UD4)	G9U 724	10.01	2464	D	84 kW	1081	123
MOVANO A Pritsche/Fahrgestell (X70) 2.5 DTI (ED, HD, UD0, UD4)	G9U 750	10.01	2464	D	84 kW	1081	123
MOVANO A Pritsche/Fahrgestell (X70) 2.5 DTI (ED, HD, UD0, UD4)	G9U 754	10.01	2464	D	84 kW	1081	123
MOVANO A Pritsche/Fahrgestell (X70) 2.5 DTi (ED, HD, UD0, UD4)	G9U 754	10.03	2464	D	73 kW	1081	123
MOVANO A Pritsche/Fahrgestell (X70) 2.8 DTI (ED, HD, UD0, UD4)	S9W 700	07.98 - 10.01	2799	D	84 kW	1082	129
MOVANO A Pritsche/Fahrgestell (X70) 2.8 DTI (ED, HD, UD0, UD4)	S9W 702	07.98 - 10.01	2799	D	84 kW	1082	129
MOVANO B Bus (X62) 2.3 CDTI FWD (JV)	M9T 670	12.10	2298	D	74 kW	1078	103
MOVANO B Bus (X62) 2.3 CDTI FWD (JV)	M9T 670	12.10	2298	D	92 kW	1078	103
MOVANO B Bus (X62) 2.3 CDTI FWD (JV)	M9T 672	12.10	2298	D	74 kW	1078	103
MOVANO B Bus (X62) 2.3 CDTI FWD (JV)	M9T 672	12.10	2298	D	92 kW	1078	103
MOVANO B Bus (X62) 2.3 CDTI FWD (JV)	M9T 676	12.10	2298	D	74 kW	1078	103
MOVANO B Bus (X62) 2.3 CDTI FWD (JV)	M9T 676	12.10	2298	D	92 kW	1078	103
MOVANO B Bus (X62) 2.3 CDTI FWD (JV)	M9T 678	12.10	2298	D	107 kW	1078	103
MOVANO B Bus (X62) 2.3 CDTI FWD (JV)	M9T 680	12.10	2298	D	92 kW	1078	103
MOVANO B Bus (X62) 2.3 CDTI FWD (JV)	M9T 680	12.10	2298	D	107 kW	1078	103
MOVANO B Bus (X62) 2.3 CDTI FWD (JV)	M9T 702	05.14	2299	D	100 kW	1078	103
MOVANO B Bus (X62) 2.3 CDTI FWD (JV)	M9T 702	05.14	2299	D	120 kW	1078	103
MOVANO B Bus (X62) 2.3 CDTI FWD (JV)	M9T 706	12.10	2298	D	107 kW	1078	103
MOVANO B Bus (X62) 2.3 CDTI FWD (JV)	M9T 706	07.15	2298	D	125 kW	1078	103
MOVANO B Bus (X62) 2.3 CDTI FWD (JV)	M9T 870	12.10	2299	D	74 kW	1078	99
MOVANO B Bus (X62) 2.3 CDTI FWD (JV)	M9T 870	12.10	2299	D	92 kW	1078	99
MOVANO B Bus (X62) 2.3 CDTI FWD (JV)	M9T 870	05.14	2299	D	81 kW	1078	99
MOVANO B Bus (X62) 2.3 CDTI FWD (JV)	M9T 876	12.10	2299	D	92 kW	1078	99
MOVANO B Bus (X62) 2.3 CDTI FWD (JV)	M9T 880	12.10	2298	D	92 kW	1078	99



















							
MOVANO B Pritsche/Fahrgestell (X62) 2.3 CDTI FWD (EV, HV, UV)	M9T 706	11.16	2298	D	125 kW	1078	103
MOVANO B Pritsche/Fahrgestell (X62) 2.3 CDTI FWD (EV, HV, UV)	M9T 870	05.10	2299	D	74 kW	1078	99
MOVANO B Pritsche/Fahrgestell (X62) 2.3 CDTI FWD (EV, HV, UV)	M9T 870	05.10	2299	D	92 kW	1078	99
MOVANO B Pritsche/Fahrgestell (X62) 2.3 CDTI FWD (EV, HV, UV)	M9T 870	05.14	2299	D	81 kW	1078	99
MOVANO B Pritsche/Fahrgestell (X62) 2.3 CDTI FWD (EV, HV, UV)	M9T 876	05.10	2299	D	74 kW	1078	99
MOVANO B Pritsche/Fahrgestell (X62) 2.3 CDTI FWD (EV, HV, UV)	M9T 876	05.10	2299	D	92 kW	1078	99
MOVANO B Pritsche/Fahrgestell (X62) 2.3 CDTI FWD (EV, HV, UV)	M9T 880	05.10	2298	D	92 kW	1078	99
MOVANO B Pritsche/Fahrgestell (X62) 2.3 CDTI FWD (EV, HV, UV)	M9T 880	01.13	2298	D	110 kW	1078	99
MOVANO B Pritsche/Fahrgestell (X62) 2.3 CDTI FWD (EV, HV, UV)	M9T 890	05.10	2298	D	74 kW	1079	104
MOVANO B Pritsche/Fahrgestell (X62) 2.3 CDTI RWD (EV, HV, UV)	M9T 686	05.10	2298	D	92 kW	1078	103
MOVANO B Pritsche/Fahrgestell (X62) 2.3 CDTI RWD (EV, HV, UV)	M9T 690	05.10	2298	D	74 kW	1078	103
MOVANO B Pritsche/Fahrgestell (X62) 2.3 CDTI RWD (EV, HV, UV)	M9T 690	05.10	2298	D	92 kW	1078	103
MOVANO B Pritsche/Fahrgestell (X62) 2.3 CDTI RWD (EV, HV, UV)	M9T 692	05.10	2298	D	74 kW	1078	103
MOVANO B Pritsche/Fahrgestell (X62) 2.3 CDTI RWD (EV, HV, UV)	M9T 692	05.10	2298	D	92 kW	1078	103
MOVANO B Pritsche/Fahrgestell (X62) 2.3 CDTI RWD (EV, HV, UV)	M9T 694	05.10	2298	D	107 kW	1078	103
MOVANO B Pritsche/Fahrgestell (X62) 2.3 CDTI RWD (EV, HV, UV)	M9T 694	01.13	2298	D	110 kW	1078	103
MOVANO B Pritsche/Fahrgestell (X62) 2.3 CDTI RWD (EV, HV, UV)	M9T 696	05.10	2298	D	92 kW	1078	103
MOVANO B Pritsche/Fahrgestell (X62) 2.3 CDTI RWD (EV, HV, UV)	M9T 696	05.10	2298	D	107 kW	1078	103
MOVANO B Pritsche/Fahrgestell (X62) 2.3 CDTI RWD (EV, HV, UV)	M9T 696	01.13	2298	D	110 kW	1078	103
MOVANO B Pritsche/Fahrgestell (X62) 2.3 CDTI RWD (EV, HV, UV)	M9T 698	05.10	2298	D	92 kW	1078	103
MOVANO B Pritsche/Fahrgestell (X62) 2.3 CDTI RWD (EV, HV, UV)	M9T 698	05.10	2298	D	107 kW	1078	103
MOVANO B Pritsche/Fahrgestell (X62) 2.3 CDTI RWD (EV, HV, UV)	M9T 698	01.13	2298	D	110 kW	1078	103
MOVANO B Pritsche/Fahrgestell (X62) 2.3 CDTI RWD (EV, HV, UV)	M9T 700	05.14	2299	D	100 kW	1078	103
MOVANO B Pritsche/Fahrgestell (X62) 2.3 CDTI RWD (EV, HV, UV)	M9T 700	05.14	2299	D	120 kW	1078	103
MOVANO B Pritsche/Fahrgestell (X62) 2.3 CDTI RWD (EV, HV, UV)	M9T 710	05.10	2298	D	107 kW	1078	103
MOVANO B Pritsche/Fahrgestell (X62) 2.3 CDTI RWD (EV, HV, UV)	M9T 710	11.16	2298	D	96 kW	1078	103
MOVANO B Pritsche/Fahrgestell (X62) 2.3 CDTI RWD (EV, HV, UV)	M9T 876	05.10	2299	D	92 kW	1078	99
MOVANO B Pritsche/Fahrgestell (X62) 2.3 CDTI RWD (EV, HV, UV)	M9T 890	05.10	2298	D	92 kW	1079	104
MOVANO B Pritsche/Fahrgestell (X62) 2.3 CDTI RWD (EV, HV, UV)	M9T 896	05.10	2298	D	92 kW	1079	104
MOVANO B Pritsche/Fahrgestell (X62) 2.3 CDTI RWD (EV, HV, UV)	M9T 896	05.10	2298	D	107 kW	1079	104
MOVANO B Pritsche/Fahrgestell (X62) 2.3 CDTI RWD (EV, HV, UV)	M9T 896	01.13	2298	D	110 kW	1079	104
MOVANO B Pritsche/Fahrgestell (X62) 2.3 CDTI RWD (EV, HV, UV)	M9T 898	05.10	2298	D	92 kW	1079	104
MOVANO B Pritsche/Fahrgestell (X62) 2.3 CDTI RWD (EV, HV, UV)	M9T 898	05.10	2298	D	107 kW	1079	104
MOVANO B Pritsche/Fahrgestell (X62) 2.3 CDTI RWD (EV, HV, UV)	M9T 898	01.13	2298	D	110 kW	1079	104
MOVANO C Kasten (U9) 2.2 D	4HB (DW12RUD)	12.21	2179	D	103 kW	1078	102
MOVANO C Kasten (U9) 2.2 D	4HH (DW12RUC)	12.21	2179	D	121 kW	1078	102
MOVANO C Pritsche/Fahrgestell (U9) 2.2 D	4HB (DW12RUD)	12.21	2179	D	103 kW	1078	102
MOVANO C Pritsche/Fahrgestell (U9) 2.2 D	4HH (DW12RUC)	12.21	2179	D	121 kW	1078	102
OLYMPIA A Coupe 1.0	11 SR	08.67 - 08.71	1078	B	44 kW	1066	18
OLYMPIA A 1.0	11 SR	08.67 - 08.71	1078	B	44 kW	1066	18
OMEGA A (V87) 1.8 (F19, M19, N19)	18 SEH	09.86 - 03.94	1796	B	85 kW	1078	98
OMEGA A (V87) 1.8 (F19, M19, N19)	E 18 NVR	09.87 - 03.94	1796	B	65 kW	1078	98
OMEGA A (V87) 1.8 N (F19, M19, N19)	18 NV	09.86 - 08.87	1796	B	60 kW	1078	98
OMEGA A (V87) 1.8 N (F19, M19, N19)	18 SV	11.86 - 09.88	1796	B	63 kW	1078	98
OMEGA A (V87) 1.8 S (F19, M19, N19)	18 NV	09.86 - 03.94	1796	B	66 kW	1078	98
OMEGA A (V87) 1.8 S (F19, M19, N19)	18 SV	09.86 - 03.94	1796	B	66 kW	1078	98
OMEGA A (V87) 2.0 (F19, M19, N19)	20 SE	09.86 - 03.94	1998	B	90 kW	1079	105
OMEGA A (V87) 2.0 (F19, M19, N19)	C 20 NEF	09.90 - 03.94	1998	B	74 kW	1080	112
OMEGA A (V87) 2.0 (F19, M19, N19)	C 20 NEJ	09.90 - 03.94	1998	B	73 kW	1079	105
OMEGA A (V87) 2.0 i (F19, M19, N19)	C 20 NE	09.86 - 03.94	1998	B	85 kW	1079	105
OMEGA A (V87) 2.3 TD (F19, M19, N19)	23 YDT	10.86 - 08.88	2260	D	66 kW	1082	125
OMEGA A (V87) 2.3 TD Interc. (F19, M19, N19)	23 DTR	08.88 - 03.94	2260	D	74 kW	1082	125
OMEGA A (V87) 3.0 24V (3000) (F19, M19, N19)	C 30 SE	09.89 - 03.94	2969	B	150 kW	1082	131
OMEGA A (V87) 3.6 24V Lotus (F19, M19, N19)	C 36 GET	08.90 - 09.92	3638	B	277 kW	1083	133
OMEGA A Caravan (V87) 1.8 (F35, M35)	18 SEH	09.86 - 03.94	1796	B	85 kW	1078	98
OMEGA A Caravan (V87) 1.8 (F35, M35)	E 18 NVR	09.87 - 03.94	1796	B	65 kW	1078	98
OMEGA A Caravan (V87) 1.8 N (F35, M35)	18 NV	09.86 - 08.87	1796	B	60 kW	1078	98
OMEGA A Caravan (V87) 1.8 N (F35, M35)	18 SV	11.86 - 09.88	1796	B	63 kW	1078	98
OMEGA A Caravan (V87) 1.8 S (F35, M35)	18 SV	09.86 - 03.94	1796	B	66 kW	1078	98
OMEGA A Caravan (V87) 2.0 (F35, M35)	20 SE	09.86 - 03.94	1998	B	90 kW	1079	105
OMEGA A Caravan (V87) 2.0 (F35, M35)	C 20 NEF	09.90 - 03.94	1998	B	74 kW	1080	112
OMEGA A Caravan (V87) 2.0 (F35, M35)	C 20 NE	09.87 - 04.94	1998	B	85 kW	1079	105

			<b>ccm</b>		<b>kw</b>		<b>1</b> <b>POS</b>
OMEGA A Caravan (V87) 2.0 i (F35, M35)	C 20 NEJ	09.90 - 03.94	1998	B	73 kW	1079	105
OMEGA A Caravan (V87) 2.0 i (F35, M35)	C 20 NE	09.86 - 04.94	1998	B	85 kW	1079	105
OMEGA A Caravan (V87) 2.3 TD (F35, M35)	23 YDT	09.86 - 08.88	2260	D	66 kW	1082	125
OMEGA A Caravan (V87) 2.3 TD Interc. (F35, M35)	23 DTR	09.88 - 03.94	2260	D	74 kW	1082	125
OMEGA A Caravan (V87) 3.0 24V Omega 3000 (F35, M35)	C 30 SE	09.88 - 04.94	2969	B	150 kW	1082	131
OMEGA B (V94) 2.0 (F69, M69, P69)	20 SE	03.94 - 12.00	1998	B	85 kW	1079	105
OMEGA B (V94) 2.0 (F69, M69, P69)	X 20 SE	03.94 - 09.99	1998	B	85 kW	1079	105
OMEGA B (V94) 2.0 16V (F69, M69, P69)	X 20 XEV	03.94 - 09.99	1998	B	100 kW	1079	106
OMEGA B (V94) 2.0 DTI 16V (F69, M69, P69)	X 20 DTH	09.97 - 09.00	1995	D	74 kW	1077	91
OMEGA B (V94) 2.2 16V (F69, M69, P69)	Y 22 XE	09.99 - 12.05	2198	B	106 kW	1080	114
OMEGA B (V94) 2.2 16V (F69, M69, P69)	Z 22 XE	09.99 - 12.05	2198	B	106 kW	1080	114
OMEGA B (V94) 2.2 DTI 16V (F69, M69, P69)	Y 22 DTH	09.00 - 07.03	2171	D	88 kW	1077	94
OMEGA B (V94) 2.2 DTI 16V (F69, M69, P69)	Y 22 DTH	09.00 - 07.03	2171	D	81 kW	1077	94
OMEGA B (V94) 2.5 DTI (F69, M69, P69)	Y 25 DT	09.01 - 07.03	2498	D	110 kW	1074	74
OMEGA B (V94) 2.5 TD (F69, M69, P69)	25 DT	04.94 - 07.03	2498	D	96 kW	1074	70
OMEGA B (V94) 2.5 TD (F69, M69, P69)	25 DT	04.94 - 07.03	2498	D	96 kW	1074	70
OMEGA B (V94) 2.5 TD (F69, M69, P69)	U 25 DT	04.94 - 07.03	2498	D	96 kW	1074	70
OMEGA B (V94) 2.5 TD (F69, M69, P69)	U 25 TD	04.94 - 07.03	2498	D	96 kW	1074	72
OMEGA B (V94) 2.5 TD (F69, M69, P69)	X 25 DT	04.94 - 07.03	2498	D	96 kW	1074	73
OMEGA B (V94) 2.5 TD (F69, M69, P69)	X 25 TD	04.94 - 07.03	2498	D	96 kW	1074	73
OMEGA B (V94) 2.5 V6 (F69, M69, P69)	X 25 XE	03.94 - 09.00	2498	B	125 kW	1075	81
OMEGA B (V94) 2.6 V6 (F69, M69, P69)	Y 26 SE	09.00 - 07.03	2597	B	132 kW	1077	90
OMEGA B (V94) 3.0 V6 (F69, M69, P69)	X 30 XE	04.94 - 02.01	2962	B	155 kW	1080	114
OMEGA B (V94) 3.2 V6 (F69, M69, P69)	Y 32 SE	02.01 - 07.03	3175	B	160 kW	1081	119
OMEGA B Caravan (V94) 2.0 (F35, M35, P35)	X 20 SE	03.94 - 09.99	1998	B	85 kW	1079	105
OMEGA B Caravan (V94) 2.0 16V (F35, M35, P35)	X 20 XEV	03.94 - 09.99	1998	B	100 kW	1079	106
OMEGA B Caravan (V94) 2.0 DTI 16V (F35, M35, P35)	X 20 DTH	09.97 - 09.00	1995	D	74 kW	1077	91
OMEGA B Caravan (V94) 2.2 16V (F35, M35, P35)	Y 22 XE	09.99 - 07.03	2198	B	106 kW	1080	114
OMEGA B Caravan (V94) 2.2 16V (F35, M35, P35)	Z 22 XE	09.99 - 07.03	2198	B	106 kW	1080	114
OMEGA B Caravan (V94) 2.2 DTI 16V (F35, M35, P35)	Y 22 DTH	09.00 - 07.03	2171	D	88 kW	1077	94
OMEGA B Caravan (V94) 2.2 DTI 16V (F35, M35, P35)	Y 22 DTH	09.00 - 07.03	2171	D	81 kW	1077	94
OMEGA B Caravan (V94) 2.5 DTI (F35, M35, P35)	Y 25 DT	09.01 - 07.03	2498	D	110 kW	1074	74
OMEGA B Caravan (V94) 2.5 TD (F35, M35, P35)	25 DT	04.94 - 07.01	2498	D	96 kW	1074	70
OMEGA B Caravan (V94) 2.5 TD (F35, M35, P35)	25 DT	04.94 - 07.01	2498	D	96 kW	1074	70
OMEGA B Caravan (V94) 2.5 TD (F35, M35, P35)	U 25 DT	04.94 - 07.01	2498	D	96 kW	1074	70
OMEGA B Caravan (V94) 2.5 TD (F35, M35, P35)	U 25 TD	04.94 - 07.01	2498	D	96 kW	1074	72
OMEGA B Caravan (V94) 2.5 TD (F35, M35, P35)	X 25 DT	04.94 - 07.01	2498	D	96 kW	1074	73
OMEGA B Caravan (V94) 2.5 TD (F35, M35, P35)	X 25 TD	04.94 - 07.01	2498	D	96 kW	1074	73
OMEGA B Caravan (V94) 2.5 V6 (F35, M35, P35)	X 25 XE	03.94 - 09.00	2498	B	125 kW	1075	81
OMEGA B Caravan (V94) 2.6 V6 (F35, M35, P35)	Y 26 SE	09.00 - 07.03	2597	B	132 kW	1077	90
OMEGA B Caravan (V94) 3.0 V6 (F35, M35, P35)	X 30 XE	04.94 - 02.01	2962	B	155 kW	1080	114
OMEGA B Caravan (V94) 3.2 V6 (F35, M35, P35)	Y 32 SE	02.01 - 07.03	3175	B	160 kW	1081	119
REKORD E (17_ 11_ 14_ 16_ 18_ 19_) 1.8 E	C 18 NV	05.85 - 08.86	1796	B	74 kW	1078	98
REKORD E (17_ 11_ 14_ 16_ 18_ 19_) 1.8 S	18 S	11.82 - 08.86	1796	B	66 kW	1077	96
REKORD E (17_ 11_ 14_ 16_ 18_ 19_) 1.8	18 N	11.82 - 08.86	1796	B	55 kW	1077	96
REKORD E (17_ 11_ 14_ 16_ 18_ 19_) 2.0 E	20 E	09.77 - 10.84	1979	B	81 kW	1082	130
REKORD E Caravan (61_ 66_ 67_) 1.8 E	C 18 NV	05.85 - 08.86	1796	B	74 kW	1078	98
REKORD E Caravan (61_ 66_ 67_) 1.8 S	18 S	11.82 - 08.86	1796	B	66 kW	1077	96
REKORD E Caravan (61_ 66_ 67_) 1.8	18 N	11.82 - 08.86	1796	B	55 kW	1077	96
REKORD E Caravan (61_ 66_ 67_) 2.0 E	20 E	09.77 - 10.84	1979	B	81 kW	1082	130
REKORD E 2.0	20 NE	12.83 - 12.91	1998	B	85 kW	1079	105
REKORD E 2.0	20 SEH	01.88 - 12.90	1998	B	95 kW	1079	105
REKORD E 2.0	20 SE	12.83 - 12.91	1998	B	85 kW	1079	105
REKORD P1 Caravan 1700	17 L	07.57 - 07.60	1698	B	40 kW	1081	121
SENATOR A (29_) 2.0 E	H 20 E	03.83 - 10.84	1979	B	85 kW	1082	132
SENATOR B (V88) 3.0 24V (P19)	C 30 SE	09.89 - 09.93	2969	B	150 kW	1082	131
SIGNUM CC (Z03) 1.8 (F48)	Z 18 XER	09.05 - 12.08	1796	B	103 kW	1075	76
SIGNUM CC (Z03) 1.8 (F48)	Z 18 XE	05.03 - 07.05	1796	B	90 kW	1074	75
SIGNUM CC (Z03) 1.9 CDTI (F48)	Z 19 DTH	04.04 - 02.08	1910	D	110 kW	1075	82
SIGNUM CC (Z03) 1.9 CDTI (F48)	Z 19 DTL	08.05 - 02.08	1910	D	74 kW	1076	83
SIGNUM CC (Z03) 1.9 CDTI (F48)	Z 19 DT	04.04 - 02.08	1910	D	88 kW	1076	83
SIGNUM CC (Z03) 1.9 CDTI (F48)	Z 19 DT	08.05 - 02.08	1910	D	74 kW	1076	83















							
SIGNUM CC (Z03) 2.0 DTI (F48)	Y 20 DTH	05.03 - 04.04	1995	D	74 kW	1077	91
SIGNUM CC (Z03) 2.0 Turbo (F48)	Z 20 NET	05.03 - 12.08	1998	B	129 kW	1080	115
SIGNUM CC (Z03) 2.2 DTI (F48)	Y 22 DTR	05.03 - 04.04	2172	D	92 kW	1077	94
SIGNUM CC (Z03) 2.2 direct (F48)	Z 22 YH	05.03 - 09.08	2198	B	114 kW	1079	107
SIGNUM CC (Z03) 3.2 V6 (F48)	Z 32 SE	05.03 - 07.05	3175	B	155 kW	1081	122
SINTRA (APV) 2.2 DTI	X 22 DTH	07.97 - 04.99	2171	D	85 kW	1077	94
SINTRA (APV) 2.2 i 16V (OUN16, Y94)	X 22 XE	11.96 - 04.99	2198	B	104 kW	1079	106
SINTRA (APV) 3.0 i 24V (OUN16, Y94)	X 30 XE	11.96 - 04.99	2962	B	148 kW	1080	114
SPEEDSTER (E01) 2.0 Turbo (R97)	Z 20 LET	08.02 - 08.06	1998	B	147 kW	1079	106
SPEEDSTER (E01) 2.2 (R97)	Z 22 SE	06.00 - 08.05	2198	B	108 kW	1079	107
TIGRA (S93) 1.4 16V (F07)	X 14 XE	07.94 - 12.00	1389	B	66 kW	1068	33
TIGRA (S93) 1.4 16V (F07)	X 14 XE	08.97 - 12.00	1389	B	63 kW	1068	33
TIGRA (S93) 1.6 16V (F07)	C 16 SEL	08.97 - 08.98	1598	B	74 kW	1070	45
TIGRA (S93) 1.6 16V (F07)	X 16 XE	07.94 - 08.98	1598	B	78 kW	1070	42
TIGRA TwinTop (X04) 1.3 CDTI (R97)	Z 13 DT	06.04 - 12.10	1248	D	51 kW	1064	4
TIGRA TwinTop (X04) 1.4 (R97)	Z 14 XEP	06.04 - 12.10	1364	B	66 kW	1065	11
TIGRA TwinTop (X04) 1.8 (R97)	Z 18 XE	06.04 - 12.10	1796	B	92 kW	1074	75
VECTRA A (J89) 1.4 S (F19, M19)	14 NV	09.88 - 06.92	1389	B	55 kW	1068	29
VECTRA A (J89) 1.6 (F19, M19)	16 SV	09.88 - 05.93	1598	B	60 kW	1069	37
VECTRA A (J89) 1.6 (F19, M19)	C 16 LZ2	08.92 - 07.93	1598	B	51 kW	1069	38
VECTRA A (J89) 1.6 i (F19, M19)	16 LZ2	09.93 - 11.95	1598	B	55 kW	1069	38
VECTRA A (J89) 1.6 i (F19, M19)	C 16 LZ2	09.93 - 11.95	1598	B	55 kW	1069	38
VECTRA A (J89) 1.6 i (F19, M19)	C 16 NZ2	09.88 - 11.95	1598	B	55 kW	1069	38
VECTRA A (J89) 1.6 i (F19, M19)	C 16 NZ	09.88 - 11.95	1598	B	55 kW	1071	52
VECTRA A (J89) 1.6 i (F19, M19)	E 16 NZ	09.88 - 11.95	1598	B	55 kW	1069	37
VECTRA A (J89) 1.6 i (F19, M19)	X 16 SZ	09.93 - 11.95	1598	B	52 kW	1069	39
VECTRA A (J89) 1.7 D (F19, M19)	17 DR	07.92 - 11.95	1699	D	44 kW	1076	84
VECTRA A (J89) 1.7 D (F19, M19)	17 D	10.88 - 09.92	1699	D	42 kW	1076	84
VECTRA A (J89) 1.7 TD (F19, M19)	17 DT (TC4EE1)	03.90 - 11.95	1686	D	60 kW	1071	50
VECTRA A (J89) 1.7 TD (F19, M19)	X 17 DT (TC4EE1)	03.90 - 11.95	1686	D	60 kW	1072	54
VECTRA A (J89) 1.8 S (F19, M19)	18 SV	09.89 - 10.90	1796	B	66 kW	1078	98
VECTRA A (J89) 1.8 S (F19, M19)	E 18 NVR	09.88 - 07.89	1796	B	65 kW	1078	98
VECTRA A (J89) 1.8 S 4x4 (F19, M19)	E 18 NVR	01.89 - 07.89	1796	B	65 kW	1078	98
VECTRA A (J89) 1.8 i Cat (F19, M19)	C 18 NZ	03.90 - 11.95	1796	B	66 kW	1078	98
VECTRA A (J89) 2.0 (F19, M19)	C 20 NEF	09.88 - 09.89	1998	B	74 kW	1080	112
VECTRA A (J89) 2.0 i (F19, M19)	20 NE	09.88 - 10.90	1998	B	85 kW	1079	105
VECTRA A (J89) 2.0 i (F19, M19)	20 SEH	09.88 - 09.92	1998	B	95 kW	1079	105
VECTRA A (J89) 2.0 i 16V (F19, M19)	X 20 XEV	08.92 - 08.95	1998	B	100 kW	1079	106
VECTRA A (J89) 2.0 i 16V 4x4 (F19, M19)	X 20 XEV	06.94 - 11.95	1998	B	100 kW	1079	106
VECTRA A (J89) 2.0 i 4x4 (F19, M19)	20 NE	01.89 - 10.90	1998	B	85 kW	1079	105
VECTRA A (J89) 2.0 i 4x4 (F19, M19)	20 SEH	08.89 - 07.92	1998	B	95 kW	1079	105
VECTRA A (J89) 2.0 i Cat (F19, M19)	C 20 NE	09.88 - 11.95	1998	B	85 kW	1079	105
VECTRA A (J89) 2.0 i Cat 4x4 (F19, M19)	C 20 NE	01.89 - 11.95	1998	B	85 kW	1079	105
VECTRA A (J89) 2.0 i Turbo 4x4 (F19, M19)	C 20 LET	08.92 - 11.95	1998	B	150 kW	1080	111
VECTRA A (J89) 2.5 CD 4x4 (F19, M19)	C 25 XE	08.92 - 08.95	2498	B	125 kW	1075	81
VECTRA A (J89) 2.5 V6 (F19, M19)	C 25 XE	02.93 - 11.95	2498	B	125 kW	1075	81
VECTRA A (J89) 2000 16V 4x4 (F19, M19)	20 XEJ	01.89 - 10.90	1998	B	110 kW	1079	110
VECTRA A (J89) 2000/GT 16V (F19, M19)	20 XEJ	01.89 - 06.94	1998	B	110 kW	1079	110
VECTRA A (J89) 2000/GT 16V Cat (F19, M19)	C 20 XE	02.90 - 11.95	1998	B	110 kW	1080	111
VECTRA A (J89) 2000/GT 16V Cat 4x4 (F19, M19)	C 20 XE	02.90 - 11.95	1998	B	110 kW	1080	111
VECTRA A CC (J89) 1.4 S (F68, M68)	14 NV	04.88 - 06.92	1389	B	55 kW	1068	29
VECTRA A CC (J89) 1.6 (F68, M68)	C 16 LZ2	08.92 - 07.93	1598	B	51 kW	1069	38
VECTRA A CC (J89) 1.6 (F68, M68)	E 16 NZ	08.88 - 06.94	1598	B	65 kW	1069	37
VECTRA A CC (J89) 1.6 S	16 SV	09.88 - 05.93	1598	B	60 kW	1069	37
VECTRA A CC (J89) 1.6 i (F68, M68)	16 LZ2	09.93 - 11.95	1598	B	55 kW	1069	38
VECTRA A CC (J89) 1.6 i (F68, M68)	X 16 SZ	09.93 - 11.95	1598	B	52 kW	1069	39
VECTRA A CC (J89) 1.6 i Cat (F68, M68)	C 16 NZ2	09.88 - 11.95	1598	B	55 kW	1069	38
VECTRA A CC (J89) 1.6 i Cat (F68, M68)	C 16 NZ	09.88 - 11.95	1598	B	55 kW	1071	52
VECTRA A CC (J89) 1.7 D (F68, M68)	17 DR	07.92 - 11.95	1699	D	44 kW	1076	84
VECTRA A CC (J89) 1.7 D (F68, M68)	17 D	09.88 - 09.92	1699	D	42 kW	1076	84
VECTRA A CC (J89) 1.7 TD (F68, M68)	17 DT (TC4EE1)	03.90 - 11.95	1686	D	60 kW	1071	50
VECTRA A CC (J89) 1.7 TD (F68, M68)	X 17 DT (TC4EE1)	03.90 - 11.95	1686	D	60 kW	1072	54

			<b>ccm</b>		<b>kw</b>		<b>1 POS</b>
VECTRA A CC (J89) 1.8 S (F68, M68)	18 SV	09.88 - 07.89	1796	B	65 kW	1078	98
VECTRA A CC (J89) 1.8 S (F68, M68)	E 18 NVR	09.88 - 07.89	1796	B	65 kW	1078	98
VECTRA A CC (J89) 1.8 i (F68, M68)	18 SV	09.88 - 10.90	1796	B	66 kW	1078	98
VECTRA A CC (J89) 1.8 i Cat (F68, M68)	C 18 NZ	03.90 - 11.95	1796	B	66 kW	1078	98
VECTRA A CC (J89) 2.0 (F68, M68)	C 20 NEF	04.88 - 09.89	1998	B	74 kW	1080	112
VECTRA A CC (J89) 2.0 Allrad (F68, M68)	C 20 XE	08.89 - 08.95	1998	B	110 kW	1080	111
VECTRA A CC (J89) 2.0 i (F68, M68)	20 NE	09.88 - 10.90	1998	B	85 kW	1079	105
VECTRA A CC (J89) 2.0 i 16V (F68, M68)	20 XEJ	02.89 - 10.90	1998	B	110 kW	1079	110
VECTRA A CC (J89) 2.0 i 16V (F68, M68)	X 20 XEV	08.92 - 08.95	1998	B	100 kW	1079	106
VECTRA A CC (J89) 2.0 i 16V Cat (F68, M68)	C 20 XE	02.90 - 11.95	1998	B	110 kW	1080	111
VECTRA A CC (J89) 2.0 i Cat (F68, M68)	C 20 NE	09.88 - 11.95	1998	B	85 kW	1079	105
VECTRA A CC (J89) 2.0 i GT (F68, M68)	20 SEH	09.88 - 11.95	1998	B	95 kW	1079	105
VECTRA A CC (J89) 2.5 V6 (F68, M68)	C 25 XE	02.93 - 11.95	2498	B	125 kW	1075	81
VECTRA B (J96) 1.6 GL (F19)	16 SV	09.95 - 08.96	1598	B	60 kW	1069	37
VECTRA B (J96) 1.6 i (F19)	16 LZ2	10.95 - 04.02	1598	B	55 kW	1069	38
VECTRA B (J96) 1.6 i (F19)	X 16 SZR	10.95 - 04.02	1598	B	55 kW	1069	39
VECTRA B (J96) 1.6 i 16V (F19)	X 16 XEL	10.95 - 04.02	1598	B	74 kW	1070	46
VECTRA B (J96) 1.6 i 16V (F19)	Y 16 XE	10.95 - 04.02	1598	B	74 kW	1072	55
VECTRA B (J96) 1.6 i 16V (F19)	Z 16 XE	10.95 - 04.02	1598	B	74 kW	1070	44
VECTRA B (J96) 1.7 TD (F19)	X 17 DT (TC4EE1)	10.95 - 12.98	1686	D	60 kW	1072	54
VECTRA B (J96) 1.8 i 16V (F19)	X 18 XE1	10.95 - 09.00	1796	B	85 kW	1074	75
VECTRA B (J96) 1.8 i 16V (F19)	X 18 XE	10.95 - 09.00	1799	B	85 kW	1075	79
VECTRA B (J96) 1.8 i 16V (F19)	Z 18 XEL	10.95 - 09.00	1796	B	85 kW	1074	75
VECTRA B (J96) 1.8 i 16V (F19)	Z 18 XE	09.00 - 04.02	1796	B	92 kW	1074	75
VECTRA B (J96) 2.0 DI 16V (F19)	X 20 DTL	11.96 - 04.02	1995	D	60 kW	1077	91
VECTRA B (J96) 2.0 DTI 16V (F19)	X 20 DTH	06.97 - 04.02	1995	D	74 kW	1077	91
VECTRA B (J96) 2.0 DTI 16V (F19)	Y 20 DTH	06.97 - 04.02	1995	D	74 kW	1077	91
VECTRA B (J96) 2.0 i (F19)	20 NEJ	10.95 - 04.02	1998	B	82 kW	1079	105
VECTRA B (J96) 2.0 i (F19)	C 20 NE	09.95 - 04.02	1998	B	85 kW	1079	105
VECTRA B (J96) 2.0 i 16V (F19)	C 20 SEL	09.95 - 06.00	1998	B	100 kW	1079	106
VECTRA B (J96) 2.0 i 16V (F19)	X 20 XEV	09.95 - 06.00	1998	B	100 kW	1079	106
VECTRA B (J96) 2.2 DTI 16V (F19)	Y 22 DTR	09.00 - 04.02	2172	D	88 kW	1077	94
VECTRA B (J96) 2.2 DTI 16V (F19)	Y 22 DTR	09.00 - 04.02	2172	D	92 kW	1077	94
VECTRA B (J96) 2.2 i 16V (F19)	C 22 SEL	07.00 - 07.02	2198	B	102 kW	1079	106
VECTRA B (J96) 2.2 i 16V (F19)	Z 22 SE	09.00 - 04.02	2198	B	108 kW	1079	107
VECTRA B (J96) 2.5 i V6 (F19)	X 25 XE	10.95 - 09.00	2498	B	125 kW	1075	81
VECTRA B (J96) 2.6 i V6 (F19)	Y 26 SE	09.00 - 04.02	2597	B	125 kW	1077	90
VECTRA B (J96) i 500 2.5 (F19)	X 25 XE	03.97 - 09.00	2498	B	143 kW	1075	81
VECTRA B CC (J96) 1.6 i (F68)	16 LZ2	10.95 - 07.03	1598	B	55 kW	1069	38
VECTRA B CC (J96) 1.6 i (F68)	X 16 SZR	10.95 - 07.03	1598	B	55 kW	1069	39
VECTRA B CC (J96) 1.6 i 16V (F68)	X 16 XEL	10.95 - 07.02	1598	B	74 kW	1070	46
VECTRA B CC (J96) 1.6 i 16V (F68)	Y 16 XE	10.95 - 07.02	1598	B	74 kW	1072	55
VECTRA B CC (J96) 1.6 i 16V (F68)	Z 16 XE	10.95 - 07.02	1598	B	74 kW	1070	44
VECTRA B CC (J96) 1.7 TD (F68)	X 17 DT (TC4EE1)	10.95 - 12.98	1686	D	60 kW	1072	54
VECTRA B CC (J96) 1.8 FlexFuel (F68)	X 18 XE	01.99 - 09.00	1799	B/G	85 kW	1075	79
VECTRA B CC (J96) 1.8 i 16V (F68)	X 18 XE1	10.95 - 09.00	1796	B	85 kW	1074	75
VECTRA B CC (J96) 1.8 i 16V (F68)	X 18 XE	10.95 - 09.00	1799	B	85 kW	1075	79
VECTRA B CC (J96) 1.8 i 16V (F68)	Z 18 XEL	10.95 - 09.00	1796	B	85 kW	1074	75
VECTRA B CC (J96) 1.8 i 16V (F68)	Z 18 XE	09.00 - 07.03	1796	B	92 kW	1074	75
VECTRA B CC (J96) 2.0 DI 16V (F68)	X 20 DTL	11.96 - 06.00	1995	D	60 kW	1077	91
VECTRA B CC (J96) 2.0 DTI 16V (F68)	X 20 DTH	06.97 - 07.03	1995	D	74 kW	1077	91
VECTRA B CC (J96) 2.0 DTI 16V (F68)	Y 20 DTH	06.97 - 07.03	1995	D	74 kW	1077	91
VECTRA B CC (J96) 2.0 i (F68)	20 NEJ	10.95 - 02.02	1998	B	82 kW	1079	105
VECTRA B CC (J96) 2.0 i 16V (F68)	C 20 SEL	09.95 - 06.00	1998	B	100 kW	1079	106
VECTRA B CC (J96) 2.0 i 16V (F68)	C 20 SEL	07.00 - 07.03	1998	B	85 kW	1079	106
VECTRA B CC (J96) 2.0 i 16V (F68)	X 20 XEV	09.95 - 06.00	1998	B	100 kW	1079	106
VECTRA B CC (J96) 2.2 DTI 16V (F68)	Y 22 DTR	09.00 - 04.02	2172	D	88 kW	1077	94
VECTRA B CC (J96) 2.2 DTI 16V (F68)	Y 22 DTR	09.00 - 07.03	2172	D	92 kW	1077	94
VECTRA B CC (J96) 2.2 i 16V (F68)	C 22 SEL	07.00 - 07.02	2198	B	102 kW	1079	106
VECTRA B CC (J96) 2.2 i 16V (F68)	Z 22 SE	09.00 - 07.03	2198	B	108 kW	1079	107
VECTRA B CC (J96) 2.5 (F68)	X 25 XE	10.99 - 06.00	2498	B	144 kW	1075	81
VECTRA B CC (J96) 2.5 i V6 (F68)	X 25 XE	10.95 - 09.00	2498	B	125 kW	1075	81

















							
VECTRA B CC (J96) 2.6 i V6 (F68)	Y 26 SE	09.00 - 07.03	2597	B	125 kW	1077	90
VECTRA B Caravan (J96) 1.6 i (F35)	16 LZ2	11.96 - 06.00	1598	B	55 kW	1069	38
VECTRA B Caravan (J96) 1.6 i (F35)	X 16 SZR	11.96 - 06.00	1598	B	55 kW	1069	39
VECTRA B Caravan (J96) 1.6 i 16V (F35)	X 16 XEL	11.96 - 07.02	1598	B	74 kW	1070	46
VECTRA B Caravan (J96) 1.6 i 16V (F35)	Y 16 XE	11.96 - 07.02	1598	B	74 kW	1072	55
VECTRA B Caravan (J96) 1.6 i 16V (F35)	Z 16 XE	11.96 - 07.02	1598	B	74 kW	1070	44
VECTRA B Caravan (J96) 1.7 TD (F35)	X 17 DT (TC4EE1)	11.96 - 12.97	1686	D	60 kW	1072	54
VECTRA B Caravan (J96) 1.8 i 16V (F35)	X 18 XE1	11.96 - 09.00	1796	B	85 kW	1074	75
VECTRA B Caravan (J96) 1.8 i 16V (F35)	X 18 XE	11.96 - 09.00	1799	B	85 kW	1075	79
VECTRA B Caravan (J96) 1.8 i 16V (F35)	Z 18 XEL	11.96 - 09.00	1796	B	85 kW	1074	75
VECTRA B Caravan (J96) 1.8 i 16V (F35)	Z 18 XE	09.00 - 07.03	1796	B	92 kW	1074	75
VECTRA B Caravan (J96) 2.0 DI 16V (F35)	X 20 DTL	11.96 - 06.00	1995	D	60 kW	1077	91
VECTRA B Caravan (J96) 2.0 DTI 16V (F35)	X 20 DTH	06.97 - 07.03	1995	D	74 kW	1077	91
VECTRA B Caravan (J96) 2.0 DTI 16V (F35)	Y 20 DTH	06.97 - 07.03	1995	D	74 kW	1077	91
VECTRA B Caravan (J96) 2.0 i (F35)	Z 0 NEJ	11.96 - 02.02	1998	B	82 kW	1079	105
VECTRA B Caravan (J96) 2.0 i 16V (F35)	C 20 SEL	11.96 - 06.00	1998	B	100 kW	1079	106
VECTRA B Caravan (J96) 2.0 i 16V (F35)	C 20 SEL	07.00 - 07.03	1998	B	85 kW	1079	106
VECTRA B Caravan (J96) 2.0 i 16V (F35)	X 20 XEV	11.96 - 06.00	1998	B	100 kW	1079	106
VECTRA B Caravan (J96) 2.2 DTI 16V (F35)	Y 22 DTR	09.00 - 04.02	2172	D	88 kW	1077	94
VECTRA B Caravan (J96) 2.2 DTI 16V (F35)	Y 22 DTR	09.00 - 07.03	2172	D	92 kW	1077	94
VECTRA B Caravan (J96) 2.2 i 16V (F35)	C 22 SEL	07.00 - 07.02	2198	B	102 kW	1079	106
VECTRA B Caravan (J96) 2.2 i 16V (F35)	Z 22 SE	09.00 - 07.03	2198	B	108 kW	1079	107
VECTRA B Caravan (J96) 2.5 i V6 (F35)	X 25 XE	11.96 - 09.00	2498	B	125 kW	1075	81
VECTRA B Caravan (J96) 2.6 i V6 (F35)	Y 26 SE	09.00 - 07.03	2597	B	125 kW	1077	90
VECTRA B Caravan (J96) i 500 2.5 (F35)	X 25 XE	05.98 - 09.00	2498	B	143 kW	1075	81
VECTRA C (Z02) 1.6 (F69)	Z 16 XEP	08.05 - 08.08	1598	B	77 kW	1072	59
VECTRA C (Z02) 1.6 16V (F69)	Z 16 XE	04.02 - 10.05	1598	B	74 kW	1070	44
VECTRA C (Z02) 1.8 (F69)	Z 18 XEL	04.02 - 07.08	1796	B	81 kW	1074	75
VECTRA C (Z02) 1.8 (F69)	Z 18 XER	08.05 - 08.08	1796	B	103 kW	1075	76
VECTRA C (Z02) 1.8 16V	Z 18 XE	04.02 - 09.08	1796	B	90 kW	1074	75
VECTRA C (Z02) 1.9 CDTI (F69)	Z 19 DTH	04.04 - 08.08	1910	D	110 kW	1075	82
VECTRA C (Z02) 1.9 CDTI (F69)	Z 19 DTL	10.05 - 08.08	1910	D	74 kW	1076	83
VECTRA C (Z02) 1.9 CDTI (F69)	Z 19 DT	04.04 - 01.09	1910	D	88 kW	1076	83
VECTRA C (Z02) 1.9 CDTI (F69)	Z 19 DT	10.05 - 08.08	1910	D	74 kW	1076	83
VECTRA C (Z02) 2.0 16V Turbo (F69)	Z 20 NET	03.03 - 08.08	1998	B	129 kW	1080	115
VECTRA C (Z02) 2.0 DTI 16V (F69)	Y 20 DTH	04.02 - 08.06	1995	D	74 kW	1077	91
VECTRA C (Z02) 2.2 16V (F69)	Z 22 SE	04.02 - 12.08	2198	B	108 kW	1079	107
VECTRA C (Z02) 2.2 DGi (F69)	Z 22 YH	10.03 - 08.08	2198	B	114 kW	1079	107
VECTRA C (Z02) 2.2 DTI 16V (F69)	Y 22 DTR	04.02 - 07.04	2172	D	92 kW	1077	94
VECTRA C (Z02) 2.2 DTI 16V (F69)	Y 22 DTR	04.02 - 12.04	2172	D	86 kW	1077	94
VECTRA C (Z02) 3.2 V6 (F69)	Z 32 SE	08.02 - 07.06	3175	B	155 kW	1081	122
VECTRA C CC (Z02) 1.6 (F68)	Z 16 XEP	01.06 - 08.08	1598	B	77 kW	1072	59
VECTRA C CC (Z02) 1.6 (F68)	Z 16 XE	08.05 - 08.08	1598	B	74 kW	1070	44
VECTRA C CC (Z02) 1.8 (F68)	Z 18 XER	08.05 - 08.08	1796	B	103 kW	1075	76
VECTRA C CC (Z02) 1.8 16V (F68)	Z 18 XEL	08.02 - 12.06	1796	B	81 kW	1074	75
VECTRA C CC (Z02) 1.8 16V (F68)	Z 18 XE	08.02 - 09.08	1796	B	90 kW	1074	75
VECTRA C CC (Z02) 1.9 CDTI (F68)	Z 19 DTH	04.04 - 08.08	1910	D	110 kW	1075	82
VECTRA C CC (Z02) 1.9 CDTI (F68)	Z 19 DTL	06.05 - 08.08	1910	D	74 kW	1076	83
VECTRA C CC (Z02) 1.9 CDTI (F68)	Z 19 DT	04.04 - 01.09	1910	D	88 kW	1076	83
VECTRA C CC (Z02) 2.0 16V Turbo (F68)	Z 20 NET	03.03 - 08.08	1998	B	129 kW	1080	115
VECTRA C CC (Z02) 2.0 DTI 16V (F68)	Y 20 DTH	08.02 - 08.05	1995	D	74 kW	1077	91
VECTRA C CC (Z02) 2.2 16V (F68)	Z 22 SE	08.02 - 08.08	2198	B	108 kW	1079	107
VECTRA C CC (Z02) 2.2 DGi (F68)	Z 22 YH	10.03 - 08.08	2198	B	114 kW	1079	107
VECTRA C CC (Z02) 2.2 DTI 16V (F68)	Y 22 DTR	08.02 - 07.06	2172	D	92 kW	1077	94
VECTRA C CC (Z02) 2.2 DTI 16V (F68)	Y 22 DTR	08.02 - 06.08	2172	D	86 kW	1077	94
VECTRA C CC (Z02) 3.2 V6 (F68)	Z 32 SE	08.02 - 07.06	3175	B	155 kW	1081	122
VECTRA C Caravan (Z02) 1.6 (F35)	Z 16 XEP	12.05 - 08.08	1598	B	77 kW	1072	59
VECTRA C Caravan (Z02) 1.6 16V (F35)	Z 16 XE	06.04 - 09.05	1598	B	74 kW	1070	44
VECTRA C Caravan (Z02) 1.8 (F35)	Z 18 XER	08.05 - 08.08	1796	B	103 kW	1075	76
VECTRA C Caravan (Z02) 1.8 (F35)	Z 18 XE	10.03 - 09.06	1796	B	90 kW	1074	75
VECTRA C Caravan (Z02) 1.9 CDTI (F35)	Z 19 DTH	04.04 - 08.08	1910	D	110 kW	1075	82
VECTRA C Caravan (Z02) 1.9 CDTI (F35)	Z 19 DTL	06.05 - 08.08	1910	D	74 kW	1076	83

			<b>ccm</b>		<b>kw</b>		<b>1 POS</b>
VECTRA C Caravan (Z02) 1.9 CDTI (F35)	Z 19 DT	04.04 - 01.09	1910	D	88 kW	1076	83
VECTRA C Caravan (Z02) 2.0 DTI (F35)	Y 20 DTH	10.03 - 08.05	1995	D	74 kW	1077	91
VECTRA C Caravan (Z02) 2.0 Turbo (F35)	Z 20 NET	10.03 - 08.08	1998	B	129 kW	1080	115
VECTRA C Caravan (Z02) 2.2 DTI (F35)	Y 22 DTR	10.03 - 12.05	2172	D	92 kW	1077	94
VECTRA C Caravan (Z02) 2.2 direct (F35)	Z 22 YH	10.03 - 08.08	2198	B	114 kW	1079	107
VECTRA C Caravan (Z02) 3.2 V6 (F35)	Z 32 SE	10.03 - 07.05	3175	B	155 kW	1081	122
VIVARO A Bus (X83) 1.9 DI (F7, J7, A07)	F9Q 762	08.01 - 07.06	1870	D	60 kW	1073	66
VIVARO A Bus (X83) 1.9 DI (F7, J7, A07)	F9Q 774	08.01 - 07.06	1870	D	60 kW	1073	66
VIVARO A Bus (X83) 1.9 DTI (F7, J7, A07)	F9Q 760	08.01 - 07.14	1870	D	74 kW	1073	66
VIVARO A Bus (X83) 2.0 16V (F7, J7, A07)	F4R 720	08.01 - 07.06	1998	B	88 kW	1076	85
VIVARO A Bus (X83) 2.0 CDTI (F7, J7, A07)	M9R 630	08.06 - 07.14	1995	D	66 kW	1077	93
VIVARO A Bus (X83) 2.0 CDTI (F7, J7, A07)	M9R 630	08.06 - 07.14	1995	D	84 kW	1077	93
VIVARO A Bus (X83) 2.0 CDTI (F7, J7, A07)	M9R 692	08.06 - 07.14	1995	D	66 kW	1077	92
VIVARO A Bus (X83) 2.0 CDTI (F7, J7, A07)	M9R 692	08.06 - 07.14	1995	D	84 kW	1077	92
VIVARO A Bus (X83) 2.0 CDTI (F7, J7, A07)	M9R 780	08.06 - 07.14	1995	D	66 kW	1077	93
VIVARO A Bus (X83) 2.0 CDTI (F7, J7, A07)	M9R 780	08.06 - 07.14	1995	D	84 kW	1077	93
VIVARO A Bus (X83) 2.0 CDTI (F7, J7, A07)	M9R 782	08.06 - 07.14	1995	D	66 kW	1077	93
VIVARO A Bus (X83) 2.0 CDTI (F7, J7, A07)	M9R 784	08.06 - 07.14	1995	D	84 kW	1077	93
VIVARO A Bus (X83) 2.0 CDTI (F7, J7, A07)	M9R 786	08.06 - 07.14	1995	D	66 kW	1077	93
VIVARO A Bus (X83) 2.0 CDTI (F7, J7, A07)	M9R 786	08.06 - 07.14	1995	D	84 kW	1077	93
VIVARO A Bus (X83) 2.0 CDTI (F7, J7, A07)	M9R 788	08.06 - 07.14	1995	D	84 kW	1077	93
VIVARO A Bus (X83) 2.0 ECOTEC (F7, A07, J7)	F4R 820	08.06 - 07.14	1998	B	86 kW	1076	85
VIVARO A Bus (X83) 2.5 CDTI (F7, J7, A07)	G9U 630	08.06 - 07.14	2464	D	107 kW	1081	123
VIVARO A Bus (X83) 2.5 CDTI (F7, J7, A07)	G9U 630	08.06 - 03.10	2464	D	84 kW	1081	123
VIVARO A Bus (X83) 2.5 DTI (F7, J7, A07)	G9U 730	04.03 - 03.10	2464	D	99 kW	1081	123
VIVARO A Kasten (X83) 1.9 DI (F7)	F9Q 762	08.01 - 07.06	1870	D	60 kW	1073	66
VIVARO A Kasten (X83) 1.9 DTI (F7)	F9Q 760	08.01 - 07.14	1870	D	74 kW	1073	66
VIVARO A Kasten (X83) 2.0 16V (F7)	F4R 720	08.01 - 07.06	1998	B	88 kW	1076	85
VIVARO A Kasten (X83) 2.0 CDTI (F7)	M9R 630	08.06 - 07.14	1995	D	66 kW	1077	93
VIVARO A Kasten (X83) 2.0 CDTI (F7)	M9R 630	08.06 - 07.14	1995	D	84 kW	1077	93
VIVARO A Kasten (X83) 2.0 CDTI (F7)	M9R 692	08.06 - 07.14	1995	D	66 kW	1077	92
VIVARO A Kasten (X83) 2.0 CDTI (F7)	M9R 692	08.06 - 07.14	1995	D	84 kW	1077	92
VIVARO A Kasten (X83) 2.0 CDTI (F7)	M9R 780	08.06 - 07.14	1995	D	66 kW	1077	93
VIVARO A Kasten (X83) 2.0 CDTI (F7)	M9R 780	08.06 - 07.14	1995	D	84 kW	1077	93
VIVARO A Kasten (X83) 2.0 CDTI (F7)	M9R 782	08.06 - 07.14	1995	D	66 kW	1077	93
VIVARO A Kasten (X83) 2.0 CDTI (F7)	M9R 784	08.06 - 07.14	1995	D	84 kW	1077	93
VIVARO A Kasten (X83) 2.0 CDTI (F7)	M9R 786	08.06 - 07.14	1995	D	66 kW	1077	93
VIVARO A Kasten (X83) 2.0 CDTI (F7)	M9R 786	08.06 - 07.14	1995	D	84 kW	1077	93
VIVARO A Kasten (X83) 2.0 CDTI (F7)	M9R 788	08.06 - 07.14	1995	D	84 kW	1077	93
VIVARO A Kasten (X83) 2.0 ECOTEC (F7)	F4R 820	08.06 - 07.14	1998	B	86 kW	1076	85
VIVARO A Kasten (X83) 2.5 CDTI (F7)	G9MB6	08.06 - 07.14	2463	D	107 kW	1081	124
VIVARO A Kasten (X83) 2.5 CDTI (F7)	G9U 630	08.06 - 07.14	2464	D	107 kW	1081	123
VIVARO A Kasten (X83) 2.5 CDTI (F7)	G9U 630	08.06 - 03.10	2464	D	84 kW	1081	123
VIVARO A Kasten (X83) 2.5 DTI (F7)	G9U 730	04.03 - 03.10	2464	D	99 kW	1081	123
VIVARO A Pritsche/Fahrgestell (X83) 1.9 DTI	F9Q 760	02.01 - 12.10	1870	D	74 kW	1073	66
VIVARO A Pritsche/Fahrgestell (X83) 1.9 Di	F9Q 762	08.01 - 07.14	1870	D	60 kW	1073	66
VIVARO A Pritsche/Fahrgestell (X83) 2.0 16V	F4R 720	01.02 - 07.06	1998	B	88 kW	1076	85
VIVARO A Pritsche/Fahrgestell (X83) 2.0 CDTI	M9R 630	01.06 - 07.14	1995	D	66 kW	1077	93
VIVARO A Pritsche/Fahrgestell (X83) 2.0 CDTI	M9R 630	08.06 - 07.14	1995	D	84 kW	1077	93
VIVARO A Pritsche/Fahrgestell (X83) 2.0 CDTI	M9R 692	01.06 - 07.14	1995	D	66 kW	1077	92
VIVARO A Pritsche/Fahrgestell (X83) 2.0 CDTI	M9R 692	08.06 - 07.14	1995	D	84 kW	1077	92
VIVARO A Pritsche/Fahrgestell (X83) 2.0 CDTI	M9R 780	01.06 - 07.14	1995	D	66 kW	1077	93
VIVARO A Pritsche/Fahrgestell (X83) 2.0 CDTI	M9R 780	08.06 - 07.14	1995	D	84 kW	1077	93
VIVARO A Pritsche/Fahrgestell (X83) 2.0 CDTI	M9R 782	01.06 - 07.14	1995	D	66 kW	1077	93
VIVARO A Pritsche/Fahrgestell (X83) 2.0 CDTI	M9R 782	08.06 - 07.14	1995	D	84 kW	1077	93
VIVARO A Pritsche/Fahrgestell (X83) 2.0 CDTI	M9R 784	08.06 - 07.14	1995	D	84 kW	1077	93
VIVARO A Pritsche/Fahrgestell (X83) 2.0 CDTI	M9R 786	01.06 - 07.14	1995	D	66 kW	1077	93
VIVARO A Pritsche/Fahrgestell (X83) 2.0 CDTI	M9R 786	08.06 - 07.14	1995	D	84 kW	1077	93
VIVARO A Pritsche/Fahrgestell (X83) 2.0 CDTI	M9R 788	08.06 - 07.14	1995	D	84 kW	1077	93
VIVARO A Pritsche/Fahrgestell (X83) 2.0 ECOTEC	F4R 820	08.06 - 07.14	1998	B	86 kW	1076	85
VIVARO A Pritsche/Fahrgestell (X83) 2.5 CDTI	G9U 630	08.06 - 03.10	2464	D	84 kW	1081	123
VIVARO A Pritsche/Fahrgestell (X83) 2.5 CDTI	G9U 630	08.06 - 07.14	2464	D	107 kW	1081	123









							
VIVARO A Pritsche/Fahrgestell (X83) 2.5 DTi	G9U 730	04.03 - 03.10	2464	D	99 kW	1081	123
VIVARO B Bus (X82) 1.6 CDTI (06)	R9M 408	06.14 - 12.16	1598	D	85 kW	1073	65
VIVARO B Bus (X82) 1.6 CDTI (06)	R9M 408	06.14 - 12.16	1598	D	66 kW	1073	65
VIVARO B Bus (X82) 1.6 CDTI (06)	R9M 408	04.15 - 12.19	1598	D	70 kW	1073	65
VIVARO B Bus (X82) 1.6 CDTI (06)	R9M 413	04.15 - 12.19	1598	D	70 kW	1073	65
VIVARO B Bus (X82) 1.6 CDTI (06)	R9M 415	04.15 - 12.19	1598	D	70 kW	1074	71
VIVARO B Bus (X82) 1.6 CDTI (06)	R9M 415	01.19 - 12.19	1598	D	89 kW	1074	71
VIVARO B Bus (X82) 1.6 CDTI (06)	R9M 450	06.14 - 12.16	1598	D	85 kW	1073	65
VIVARO B Bus (X82) 1.6 CDTI (06)	R9M 450	06.14 - 12.19	1598	D	88 kW	1073	65
VIVARO B Bus (X82) 1.6 CDTI (06)	R9M 450	06.14 - 12.16	1598	D	103 kW	1073	65
VIVARO B Bus (X82) 1.6 CDTI (06)	R9M 450	04.15 - 12.19	1598	D	92 kW	1073	65
VIVARO B Bus (X82) 1.6 CDTI (06)	R9M 450	04.15 - 12.19	1598	D	107 kW	1073	65
VIVARO B Bus (X82) 1.6 CDTI (06)	R9M 452	04.15 - 12.19	1598	D	92 kW	1073	65
VIVARO B Bus (X82) 1.6 CDTI (06)	R9M 452	04.15 - 12.19	1598	D	107 kW	1073	65
VIVARO B Kasten (X82) 1.6 CDTI (05)	R9M 408	06.14 - 12.16	1598	D	66 kW	1073	65
VIVARO B Kasten (X82) 1.6 CDTI (05)	R9M 408	06.14 - 12.16	1598	D	85 kW	1073	65
VIVARO B Kasten (X82) 1.6 CDTI (05)	R9M 413	06.14 - 12.19	1598	D	88 kW	1073	65
VIVARO B Kasten (X82) 1.6 CDTI (05)	R9M 413	03.16 - 12.19	1598	D	70 kW	1073	65
VIVARO B Kasten (X82) 1.6 CDTI (05)	R9M 413	03.16 - 12.19	1598	D	89 kW	1073	65
VIVARO B Kasten (X82) 1.6 CDTI (05)	R9M 415	03.16 - 12.19	1598	D	70 kW	1074	71
VIVARO B Kasten (X82) 1.6 CDTI (05)	R9M 415	03.16 - 12.19	1598	D	89 kW	1074	71
VIVARO B Kasten (X82) 1.6 CDTI (05)	R9M 450	06.14 - 12.16	1598	D	103 kW	1073	65
VIVARO B Kasten (X82) 1.6 CDTI (05)	R9M 450	06.14 - 12.16	1598	D	85 kW	1073	65
VIVARO B Kasten (X82) 1.6 CDTI (05)	R9M 450	06.14 - 12.19	1598	D	88 kW	1073	65
VIVARO B Kasten (X82) 1.6 CDTI (05)	R9M 452	03.16 - 12.19	1598	D	92 kW	1073	65
VIVARO B Kasten (X82) 1.6 CDTI (05)	R9M 452	03.16 - 12.19	1598	D	107 kW	1073	65
VIVARO B Pritsche/Fahrgestell (X82) 1.6 CDTI (03)	R9M 408	06.14 - 12.16	1598	D	85 kW	1073	65
VIVARO B Pritsche/Fahrgestell (X82) 1.6 CDTI (03)	R9M 450	08.15 - 12.19	1598	D	88 kW	1073	65
VIVARO B Pritsche/Fahrgestell (X82) 1.6 CDTI (03)	R9M 450	08.15 - 12.16	1598	D	103 kW	1073	65
VIVARO B Pritsche/Fahrgestell (X82) 1.6 CDTI (03)	R9M 450	06.14 - 12.16	1598	D	85 kW	1073	65
VIVARO B Pritsche/Fahrgestell (X82) 1.6 CDTI (03)	R9M 452	11.16 - 12.19	1598	D	92 kW	1073	65
VIVARO B Pritsche/Fahrgestell (X82) 1.6 CDTI (03)	R9M 452	11.16 - 12.19	1598	D	107 kW	1073	65
VIVARO C Bus (K0) 1.5	D 15 DT (DV5RUCD)	03.19	1499	D	75 kW	1067	24
VIVARO C Bus (K0) 1.5	D 15 DTH (DV5RUC)	03.19	1499	D	88 kW	1067	24
VIVARO C Kasten (K0) 1.5 4x4	D 15 DTH (DV5RUC)	03.19	1499	D	88 kW	1067	24
VIVARO C Kasten (K0) 1.5	D 15 DT (DV5RUCD)	03.19	1499	D	75 kW	1067	24
VIVARO C Kasten (K0) 1.5	D 15 DTH (DV5RUC)	03.19	1499	D	88 kW	1067	24
ZAFIRA / ZAFIRA FAMILY B (A05) 1.6 (M75)	A 16 XER	01.08 - 04.15	1598	B	85 kW	1072	60
ZAFIRA / ZAFIRA FAMILY B (A05) 1.6 (M75)	Z 16 XE1	07.05 - 09.12	1598	B	77 kW	1072	60
ZAFIRA / ZAFIRA FAMILY B (A05) 1.6 (M75)	Z 16 XEP	07.05 - 09.12	1598	B	77 kW	1072	59
ZAFIRA / ZAFIRA FAMILY B (A05) 1.6 (M75)	Z 16 XER	01.08 - 04.15	1598	B	85 kW	1072	60
ZAFIRA / ZAFIRA FAMILY B (A05) 1.6 CNG (M75)	Z 16 YNG	07.05 - 04.15	1598	B/G	69 kW	1073	61
ZAFIRA / ZAFIRA FAMILY B (A05) 1.6 CNG Turbo (M75)	A 16 XNT	04.10 - 04.15	1598	B/G	110 kW	1071	51
ZAFIRA / ZAFIRA FAMILY B (A05) 1.6 FlexFuel (M75)	Z 16 XER	08.08 - 12.12	1598	B/E	85 kW	1072	60
ZAFIRA / ZAFIRA FAMILY B (A05) 1.7 CDTI (M75)	A 17 DTJ	01.08 - 04.15	1686	D	81 kW	1072	56
ZAFIRA / ZAFIRA FAMILY B (A05) 1.7 CDTI (M75)	A 17 DTR	03.07 - 04.15	1686	D	92 kW	1072	56
ZAFIRA / ZAFIRA FAMILY B (A05) 1.7 CDTI (M75)	Z 17 DTJ	01.08 - 04.15	1686	D	81 kW	1072	56
ZAFIRA / ZAFIRA FAMILY B (A05) 1.7 CDTI (M75)	Z 17 DTR	03.07 - 04.15	1686	D	92 kW	1072	56
ZAFIRA / ZAFIRA FAMILY B (A05) 1.8 (M75)	A 18 XER	07.05 - 05.19	1796	B	103 kW	1075	77
ZAFIRA / ZAFIRA FAMILY B (A05) 1.8 (M75)	Z 18 XER	07.05 - 05.19	1796	B	103 kW	1075	76
ZAFIRA / ZAFIRA FAMILY B (A05) 1.8 LPG (M75)	Z 18 XER	07.09 - 04.15	1796	B/G	103 kW	1075	76
ZAFIRA / ZAFIRA FAMILY B (A05) 1.9 CDTI (M75)	Z 19 DTH	07.05 - 04.15	1910	D	110 kW	1075	82
ZAFIRA / ZAFIRA FAMILY B (A05) 1.9 CDTI (M75)	Z 19 DTL	07.05 - 12.10	1910	D	74 kW	1076	83
ZAFIRA / ZAFIRA FAMILY B (A05) 1.9 CDTI (M75)	Z 19 DT	07.05 - 04.15	1910	D	88 kW	1076	83
ZAFIRA / ZAFIRA FAMILY B (A05) 2.0 (M75)	Z 20 LEH	01.06 - 12.10	1998	B	177 kW	1079	106
ZAFIRA / ZAFIRA FAMILY B (A05) 2.0 (M75)	Z 20 LER	07.05 - 12.10	1998	B	147 kW	1079	106
ZAFIRA / ZAFIRA FAMILY B (A05) 2.2 (M75)	Z 22 YH	07.05 - 12.12	2198	B	110 kW	1079	107
ZAFIRA A Großraumlimousine (T98) 1.6 (F75)	Z 16 XEP	10.03 - 06.05	1598	B	76 kW	1072	59
ZAFIRA A Großraumlimousine (T98) 1.6 (F75)	Z 16 XE	10.03 - 06.05	1598	B	76 kW	1070	44
ZAFIRA A Großraumlimousine (T98) 1.6 16V (F75)	X 16 XEL	04.99 - 06.05	1598	B	74 kW	1070	46
ZAFIRA A Großraumlimousine (T98) 1.6 16V (F75)	Z 16 XE	04.99 - 06.05	1598	B	74 kW	1070	44
ZAFIRA A Großraumlimousine (T98) 1.6 CNG (F75)	Z 16 YNG	09.01 - 06.05	1598	B/G	71 kW	1073	61

			<b>ccm</b>		<b>kW</b>		<b>1</b> <b>POS</b>
ZAFIRA A Großraumlimousine (T98) 1.6 LPG (F75)	X 16 XEL	04.99 - 06.05	1598	B/G	74 kW	1070	46
ZAFIRA A Großraumlimousine (T98) 1.6 LPG (F75)	Z 16 XEP	10.03 - 06.05	1598	B/G	76 kW	1072	59
ZAFIRA A Großraumlimousine (T98) 1.6 LPG (F75)	Z 16 XE	04.99 - 06.05	1598	B/G	74 kW	1070	44
ZAFIRA A Großraumlimousine (T98) 1.8 16V (F75)	X 18 XE1	04.99 - 09.00	1796	B	85 kW	1074	75
ZAFIRA A Großraumlimousine (T98) 1.8 16V (F75)	Z 18 XE	09.00 - 06.05	1796	B	92 kW	1074	75
ZAFIRA A Großraumlimousine (T98) 2.0 DI 16V (F75)	X 20 DTL	07.99 - 06.05	1995	D	60 kW	1077	91
ZAFIRA A Großraumlimousine (T98) 2.0 DI 16V (F75)	Y 20 DTL	07.99 - 06.05	1995	D	60 kW	1077	94
ZAFIRA A Großraumlimousine (T98) 2.0 DTI 16V (F75)	Y 20 DTH	09.00 - 06.05	1995	D	74 kW	1077	91
ZAFIRA A Großraumlimousine (T98) 2.0 OPC (F75)	Z 20 LER	11.02 - 06.05	1998	B	147 kW	1079	106
ZAFIRA A Großraumlimousine (T98) 2.0 OPC (F75)	Z 20 LET	09.01 - 06.05	1998	B	141 kW	1079	106
ZAFIRA A Großraumlimousine (T98) 2.0 OPC (F75)	Z 20 LET	11.02 - 06.05	1998	B	147 kW	1079	106
ZAFIRA A Großraumlimousine (T98) 2.2 16V (F75)	Z 22 SE	09.00 - 06.05	2198	B	108 kW	1079	107
ZAFIRA A Großraumlimousine (T98) 2.2 DTI 16V (F75)	Y 22 DTR	01.02 - 06.05	2172	D	86 kW	1077	94
ZAFIRA A Großraumlimousine (T98) 2.2 DTI 16V (F75)	Y 22 DTR	01.02 - 06.05	2172	D	92 kW	1077	94
ZAFIRA B Kasten/Großraumlimousine (A05) 1.6 CNG Turbo VAN (M75)	A 16 XNT	02.09 - 04.15	1598	B/G	110 kW	1071	51
ZAFIRA B Kasten/Großraumlimousine (A05) 1.6 CNG VAN (M75)	Z 16 YNG	07.05 - 04.15	1598	B/G	69 kW	1073	61
ZAFIRA B Kasten/Großraumlimousine (A05) 1.7 CDTI VAN (M75)	A 17 DTJ	01.08 - 04.15	1686	D	81 kW	1072	56
ZAFIRA B Kasten/Großraumlimousine (A05) 1.7 CDTI VAN (M75)	A 17 DTR	01.08 - 04.15	1686	D	92 kW	1072	56
ZAFIRA B Kasten/Großraumlimousine (A05) 1.7 CDTI VAN (M75)	Z 17 DTJ	01.08 - 04.15	1686	D	81 kW	1072	56
ZAFIRA B Kasten/Großraumlimousine (A05) 1.8 VAN (M75)	A 18 XER	07.05 - 04.15	1796	B	103 kW	1075	77
ZAFIRA B Kasten/Großraumlimousine (A05) 1.8 VAN (M75)	Z 18 XER	07.05 - 04.15	1796	B	103 kW	1075	76
ZAFIRA B Kasten/Großraumlimousine (A05) 1.9 CDTI VAN (M75)	Z 19 DTH	07.05 - 04.15	1910	D	110 kW	1075	82
ZAFIRA B Kasten/Großraumlimousine (A05) 1.9 CDTI VAN (M75)	Z 19 DT	07.05 - 04.15	1910	D	88 kW	1076	83
ZAFIRA B Kasten/Großraumlimousine (A05) 2.0 VAN (M75)	Z 20 LER	07.05 - 12.10	1998	B	147 kW	1079	106
ZAFIRA B Kasten/Großraumlimousine (A05) 2.2 DGi VAN (M75)	Z 22 YH	07.05 - 12.11	2198	B	110 kW	1079	107
ZAFIRA LIFE Bus (K0) 1.5	D 15 DT (DV5RUCD)	03.19	1499	D	75 kW	1067	24
ZAFIRA LIFE Bus (K0) 1.5	D 15 DTH (DV5RUC)	03.19	1499	D	88 kW	1067	24
ZAFIRA TOURER C (P12) 1.4 (75)	A 14 NEL	10.11	1364	B	88 kW	1065	10
ZAFIRA TOURER C (P12) 1.4 (75)	A 14 NET	10.11	1364	B	103 kW	1065	10
ZAFIRA TOURER C (P12) 1.4 (75)	B 14 NEL	10.11	1364	B	88 kW	1065	9
ZAFIRA TOURER C (P12) 1.4 (75)	B 14 NET	10.11	1364	B	103 kW	1065	9
ZAFIRA TOURER C (P12) 1.4 LPG (75)	A 14 NET	10.11	1364	B/G	103 kW	1065	10
ZAFIRA TOURER C (P12) 1.4 LPG (75)	B 14 NET	10.11	1364	B/G	103 kW	1065	9
ZAFIRA TOURER C (P12) 1.6 CNG (75)	A 16 XNT	10.11	1598	B/G	110 kW	1071	51
ZAFIRA TOURER C (P12) 1.8 (75)	A 18 XER	10.11	1796	B	103 kW	1075	77
ZAFIRA TOURER C (P12) 2.0 CDTi (75)	A 20 DTH	10.11	1956	D	121 kW	1076	89
ZAFIRA TOURER C VAN (P12) 2.0 CDTi (75)	A 20 DTH	01.13	1956	D	121 kW	1076	89



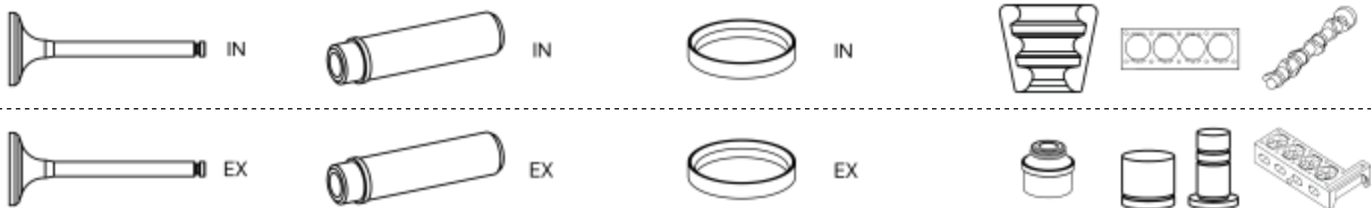
ENGINE			ccm	kW			1 POS	ENGINE			ccm	kW			1 POS
10 S	72,000	4	993	33 - 37 kW	B	1064	5	A 13 DTE	69,600	4	1248	70 kW	D	1064	2
11 N	75,000	4	1078	33 - 37 kW	B	1066	18	A 13 DTR	69,600	4	1248	70 kW	D	1064	2
11 SR	75,000	4	1078	44 kW	B	1066	18	A 13 FD	69,600	4	1248	55 - 70 kW	D	1064	3
11 S	75,000	4	1078	40 kW	B	1066	18	A 14 FC	72,000	4	1368	88 kW	B/G	1065	7
12 NV	77,800	4	1196	37 - 38 kW	B	1068	34	A 14 FP	72,000	4	1368	70 kW	B	1065	7
12 NZ	72,000	4	1195	33 kW	B	1064	6	A 14 NEL	72,500	4	1364	88 kW	B	1065	10
12 N	79,000	4	1196	38 - 40 kW	B	1071	48	A 14 NET	72,500	4	1364	103 kW	B	1065	10
12 SC	79,000	4	1196	40 kW	B	1071	48	A 14 XEL	73,400	4	1398	64 kW	B	1065	11
12 ST	77,800	4	1196	40 - 43 kW	B	1069	35	A 14 XER	73,400	4	1398	74 kW	B	1065	11
12 S	79,000	4	1196	40 - 44 kW	B	1071	47	A 14 XFL	73,400	4	1398	54 kW	B	1065	12
13 NB	75,000	4	1297	44 kW	B	1066	17	A 16 FDH	79,500	4	1598	74 - 77 kW	D	1073	62
13 NE	75,000	4	1297	58 kW	B	1066	19	A 16 FDL	79,500	4	1598	66 - 88 kW	D	1073	62
13 N	75,000	4	1297	39 - 44 kW	B	1066	16	A 16 LET	79,000	4	1598	132 kW	B	1072	60
13 SB	75,000	4	1297	51 kW	B	1066	17	A 16 XER	79,000	4	1598	84 - 85 kW	B	1072	60
13 S	75,000	4	1297	42 - 55 kW	B	1066	17	A 16 XNT	79,000	4	1598	110 kW	B/G	1071	51
14 NV	77,600	4	1389	53 - 55 kW	B	1068	29	A 17 DTC	79,000	4	1686	81 kW	D	1072	56
14 SE	77,600	4	1389	60 kW	B	1068	31	A 17 DTE	79,000	4	1686	81 kW	D	1072	56
15 D (4EC1)	76,000	4	1488	37 kW	D	1067	26	A 17 DTF	79,000	4	1686	96 kW	D	1072	56
15 DT (T4EC1)	76,000	4	1488	49 - 53 kW	D	1067	27	A 17 DTI	79,000	4	1686	81 kW	D	1072	56
16 DA	80,000	4	1598	40 kW	D	1073	67	A 17 DTJ	79,000	4	1686	81 kW	D	1072	56
16 D	80,000	4	1598	40 kW	D	1073	63	A 17 DTL	79,000	4	1686	74 kW	D	1072	56
16 LZ2	79,000	4	1598	55 kW	B	1069	38	A 17 DTN	79,000	4	1686	74 kW	D	1072	56
16 NZR	79,000	4	1598	55 kW	B	1071	49	A 17 DTR	79,000	4	1686	92 kW	D	1072	56
16 N	85,000	4	1584	44 - 50 kW	B	1078	100	A 17 DTS	79,000	4	1686	96 kW	D	1072	56
16 N	80,000	4	1598	51 - 55 kW	B	1074	68	A 17 DT	79,000	4	1686	74 kW	D	1072	56
16 SH	80,000	4	1598	66 kW	B	1074	68	A 18 XER	80,500	4	1796	101 - 103 kW	B	1075	77
16 SV	79,000	4	1598	60 kW	B	1069	37	A 20 DTC	83,000	4	1956	81 kW	D	1076	89
16 S	85,000	4	1584	51 - 59 kW	B	1078	101	A 20 DTH	83,000	4	1956	96 - 121 kW	D	1076	89
17 D (4EE1)	79,000	4	1686	44 kW	D	1072	54	A 20 DTJ	83,000	4	1956	96 kW	D	1076	89
17 DR	82,500	4	1699	42 - 44 kW	D	1076	84	A 20 NFT	86,000	4	1998	162 - 206 kW	B	1079	108
17 DT (T04EE1)	79,000	4	1686	60 kW	D	1071	50	A 20 NHT	86,000	4	1998	162 - 184 kW	B	1079	108
17 D	82,500	4	1699	42 - 44 kW	D	1076	84	B 10 XFL	74,000	3	999	66 - 77 kW	B	1066	15
17 L	88,000	4	1698	40 kW	B	1081	121	B 10 XFT	74,000	3	999	85 kW	B	1066	15
18 E	84,800	4	1796	82 - 85 kW	B	1077	95	B 12 XE (EB2F)	75,000	3	1199	60 kW	B	1066	20
18 NV	84,800	4	1796	60 - 66 kW	B	1078	98	B 12 XEL	73,400	4	1229	51 kW	B	1065	13
18 N	84,800	4	1796	55 kW	B	1077	96	B 12 XHL (EB2DT)	75,000	3	1199	81 kW	B	1067	25
18 SEH	84,800	4	1796	85 kW	B	1078	98	B 12 XHT (EB2DTS)	75,000	3	1199	81 - 96 kW	B	1067	25
18 SE	84,800	4	1796	82 - 85 kW	B	1078	97	B 14 NEH	72,500	4	1364	110 kW	B	1065	8
18 SV	84,800	4	1796	63 - 66 kW	B	1078	98	B 14 NEJ	72,500	4	1364	74 kW	B	1065	9
18 S	84,800	4	1796	65 - 66 kW	B	1077	96	B 14 NEL	72,500	4	1364	88 kW	B	1065	9
19 DJ	80,000	4	1870	44 kW	D	1074	69	B 14 NET	72,500	4	1364	103 - 110 kW	B	1065	9
19 DL	80,000	4	1870	44 kW	D	1074	69	B 14 XEJ	73,400	4	1398	55 kW	B	1065	13
20 E	95,000	4	1979	81 kW	B	1082	130	B 14 XEL	73,400	4	1398	64 - 66 kW	B	1065	13
20 NEJ	86,000	4	1998	82 kW	B	1079	105	B 14 XER	73,400	4	1398	74 kW	B	1065	13
20 NE	86,000	4	1998	85 - 95 kW	B	1079	105	B 14 XFL	74,000	4	1399	88 - 92 kW	B	1066	15
20 SEH	86,000	4	1998	95 kW	B	1079	105	B 14 XFT	74,000	4	1399	103 - 112 kW	B	1066	15
20 SER	86,000	4	1998	85 kW	B	1079	109	B 15 SFL	74,000	4	1490	103 kW	B	1066	15
20 SE	86,000	4	1998	85 - 90 kW	B	1079	105	B 15 SFT	74,000	4	1490	121 kW	B	1066	15
20 XEJ	86,000	4	1998	110 kW	B	1079	110	B 16 DT (DV6DTED)	75,000	4	1560	68 kW	D	1067	22
20 XE	86,000	4	1998	115 kW	B	1080	111	B 16 DT (DV6FD)	75,000	4	1560	73 kW	D	1067	21
23 DTR	92,000	4	2260	74 kW	D	1082	125	B 16 DTH (DV6FC)	75,000	4	1560	85 - 88 kW	D	1067	21
23 YDT	92,000	4	2260	66 kW	D	1082	125	B 16 DTL (DV6FE)	75,000	4	1560	55 kW	D	1067	22
25 DT	80,000	6	2498	96 kW	D	1074	70	C 12 NZ	72,000	4	1195	33 kW	B	1064	6
25TDS (VM41B)	92,000	4	2499	85 kW	D	1082	126	C 13 N	75,000	4	1297	44 kW	B	1067	23
25TD	92,000	4	2499	85 kW	D	1082	126	C 14 NZ	77,600	4	1389	40 - 44 kW	B	1068	30
4HB (DW12RUD)	85,000	4	2179	103 kW	D	1078	102	C 14 SEL	77,600	4	1389	63 kW	B	1068	32
4HH (DW12RUC)	85,000	4	2179	121 kW	D	1078	102	C 14 SE	77,600	4	1389	54 - 60 kW	B	1068	31
6VD1 (DOHC)	93,400	6	3165	130 - 151 kW	B	1082	128	C 16 LZ2	79,000	4	1598	51 - 55 kW	B	1069	38
A 10 XEP	73,400	3	998	44 - 48 kW	B	1065	11	C 16 LZ	79,000	4	1598	55 kW	B	1069	37
A 12 XEL	73,400	4	1229	51 kW	B	1065	13	C 16 NZ2	79,000	4	1598	55 kW	B	1069	38
A 12 XER	73,400	4	1229	61 - 63 kW	B	1065	11	C 16 NZ	79,000	4	1598	55 - 60 kW	B	1071	52
A 13 DTC	69,600	4	1248	55 kW	D	1064	2	C 16 SEI	79,000	4	1598	72 kW	B	1069	40



ENGINE		ccm	kW			1 POS	ENGINE		ccm	kW			1 POS		
C 16 SEL	79,000	4	1598	74 kW	B	1070	45	G9U 730	89,000	4	2464	99 kW	D	1081	123
C 16 SE	79,000	4	1598	74 kW	B	1069	39	G9U 750	89,000	4	2464	84 kW	D	1081	123
C 16 XE	79,000	4	1598	80 kW	B	1070	41	G9U 754	89,000	4	2464	73 - 84 kW	D	1081	123
C 18 NE	84,800	4	1796	74 kW	B	1078	98	H 20 E	95,000	4	1979	85 kW	B	1082	132
C 18 NT	84,800	4	1796	66 kW	B	1078	98	HNK (EB2ADTD)	75,000	3	1199	74 kW	B	1067	25
C 18 NV	84,800	4	1796	74 kW	B	1078	98	HNP (EB2ADT)	75,000	3	1199	81 kW	B	1067	25
C 18 NZ	84,800	4	1796	66 kW	B	1078	98	HNS (EB2ADTS)	75,000	3	1199	96 kW	B	1067	25
C 18 SEL	81,600	4	1799	85 kW	B	1075	80	HNV (EB2DTM)	75,000	3	1199	81 kW	B	1067	25
C 18 XEL	81,600	4	1799	85 kW	B	1075	81	HNZ (EB2DT)	75,000	3	1199	81 kW	B	1067	25
C 18 XE	81,600	4	1799	92 kW	B	1075	81	M9R 630	84,000	4	1995	66 - 84 kW	D	1077	93
C 20 LET	86,000	4	1998	150 kW	B	1080	111	M9R 692	84,000	4	1995	66 - 84 kW	D	1077	92
C 20 NEF	86,000	4	1998	74 kW	B	1080	112	M9R 780	84,000	4	1995	66 - 84 kW	D	1077	93
C 20 NEJ	86,000	4	1998	73 - 74 kW	B	1079	105	M9R 782	84,000	4	1995	66 - 84 kW	D	1077	93
C 20 NE	86,000	4	1998	85 kW	B	1079	105	M9R 784	84,000	4	1995	84 kW	D	1077	93
C 20 SEL	86,000	4	1998	85 - 100 kW	B	1079	106	M9R 786	84,000	4	1995	66 - 84 kW	D	1077	93
C 20 XE	86,000	4	1998	110 kW	B	1080	111	M9R 788	84,000	4	1995	84 kW	D	1077	93
C 22 NE	86,000	4	2198	81 - 91 kW	B	1079	109	M9T 670	85,000	4	2298	74 - 92 kW	D	1078	103
C 22 SEL	86,000	4	2198	102 - 104 kW	B	1079	106	M9T 672	85,000	4	2298	74 - 92 kW	D	1078	103
C 22 SE	86,000	4	2198	101 kW	B	1079	109	M9T 676	85,000	4	2298	74 - 92 kW	D	1078	103
C 25 XE	81,600	6	2498	125 kW	B	1075	81	M9T 678	85,000	4	2298	107 kW	D	1078	103
C 30 SE	95,000	6	2969	150 kW	B	1082	131	M9T 680	85,000	4	2298	92 - 107 kW	D	1078	103
C 36 GET	95,300	6	3638	277 kW	B	1083	133	M9T 686	85,000	4	2298	92 kW	D	1078	103
D 10 XE	74,000	3	999	52 - 55 kW	B	1066	15	M9T 690	85,000	4	2298	74 - 92 kW	D	1078	103
D 10 XFL	74,000	3	999	66 - 77 kW	B	1066	15	M9T 692	85,000	4	2298	74 - 92 kW	D	1078	103
D 12 XEL	73,400	4	1229	51 kW	B	1066	14	M9T 694	85,000	4	2298	107 - 110 kW	D	1078	103
D 12 XHL (EB2ADT)	75,000	3	1199	81 kW	B	1067	25	M9T 696	85,000	4	2298	92 - 110 kW	D	1078	103
D 12 XHT (EB2ADTS)	75,000	3	1199	96 kW	B	1067	25	M9T 698	85,000	4	2298	92 - 110 kW	D	1078	103
D 15 DT (DV5RD)	75,000	4	1499	75 kW	D	1067	24	M9T 700	85,000	4	2299	100 - 120 kW	D	1078	103
D 15 DT (DV5RUCD)	75,000	4	1499	75 kW	D	1067	24	M9T 702	85,000	4	2299	100 - 120 kW	D	1078	103
D 15 DTH (DV5RC)	75,000	4	1499	88 - 96 kW	D	1067	24	M9T 704	85,000	4	2298	96 kW	D	1078	103
D 15 DTH (DV5RUC)	75,000	4	1499	88 kW	D	1067	24	M9T 706	85,000	4	2298	107 - 125 kW	D	1078	103
D 15 DTL (DV5RE)	75,000	4	1499	56 kW	D	1067	24	M9T 710	85,000	4	2298	96 - 120 kW	D	1078	103
D 15 SFL	74,000	4	1490	103 kW	B	1066	15	M9T 870	85,000	4	2299	74 - 92 kW	D	1078	99
D 15 SFT	74,000	4	1490	121 kW	B	1066	15	M9T 876	85,000	4	2299	74 - 92 kW	D	1078	99
D13A	69,600	4	1248	55 kW	D	1064	1	M9T 880	85,000	4	2298	92 - 110 kW	D	1078	99
E 16 LZ	79,000	4	1598	55 kW	B	1069	40	M9T 890	85,000	4	2298	74 - 92 kW	D	1079	104
E 16 NZ	79,000	4	1598	55 - 65 kW	B	1069	37	M9T 896	85,000	4	2298	92 - 110 kW	D	1079	104
E 16 SE	79,000	4	1598	74 - 75 kW	B	1071	49	M9T 898	85,000	4	2298	92 - 110 kW	D	1079	104
E 18 NVR	84,800	4	1796	65 kW	B	1078	98	N 18 XFH	80,500	4	1796	79 kW	B	1075	78
E 18 NV	84,800	4	1796	62 kW	B	1078	98	R9M 408	80,000	4	1598	66 - 85 kW	D	1073	65
F 10 XFL	74,000	3	999	66 kW	B	1066	15	R9M 413	80,000	4	1598	70 - 89 kW	D	1073	65
F 12 XHL (EB2ADT)	75,000	3	1199	81 kW	B	1067	25	R9M 415	80,000	4	1598	70 - 89 kW	D	1074	71
F 12 XHL (EB2ADTD)	75,000	3	1199	74 kW	B	1067	25	R9M 450	80,000	4	1598	85 - 107 kW	D	1073	65
F 12 XHT (EB2ADTS)	75,000	3	1199	96 kW	B	1067	25	R9M 452	80,000	4	1598	92 - 107 kW	D	1073	65
F4R 720	82,700	4	1998	88 kW	B	1076	85	S 18 NV	84,800	4	1796	62 - 74 kW	B	1078	98
F4R 820	82,700	4	1998	86 kW	B	1076	85	S8U 758	93,000	4	2499	55 - 58 kW	D	1082	127
F8Q 600	80,000	4	1870	44 kW	D	1073	64	S8U 770	93,000	4	2499	59 kW	D	1082	127
F8Q 606	80,000	4	1870	44 kW	D	1073	64	S8U 772	93,000	4	2499	59 kW	D	1082	127
F9Q 760	80,000	4	1870	74 kW	D	1073	66	S8U 780	93,000	4	2499	55 kW	D	1082	127
F9Q 762	80,000	4	1870	59 - 60 kW	D	1073	66	S8U 782	93,000	4	2499	55 kW	D	1082	127
F9Q 770	80,000	4	1870	59 kW	D	1073	66	S9W 700	94,400	4	2799	84 kW	D	1082	129
F9Q 772	80,000	4	1870	60 kW	D	1073	66	S9W 702	94,400	4	2799	84 kW	D	1082	129
F9Q 774	80,000	4	1870	60 kW	D	1073	66	U 25 DT	80,000	6	2498	96 kW	D	1074	70
G9MB6	89,000	4	2463	107 kW	D	1081	124	U 25 TD	80,000	6	2498	96 kW	D	1074	72
G9T 720	87,000	4	2188	66 kW	D	1080	116	X 10 XE	72,500	3	973	40 kW	B	1065	10
G9T 722	87,000	4	2188	66 kW	D	1080	116	X 12 SZ	72,000	4	1195	33 kW	B	1064	6
G9T 750	87,000	4	2188	66 kW	D	1080	116	X 12 XE	72,500	4	1199	48 kW	B	1065	10
G9U 630	89,000	4	2464	84 - 107 kW	D	1081	123	X 14 NZ	77,600	4	1389	44 kW	B	1068	30
G9U 632	89,000	4	2464	88 - 107 kW	D	1081	123	X 14 SZ	77,600	4	1389	40 - 44 kW	B	1068	31
G9U 650	89,000	4	2464	74 - 107 kW	D	1081	123	X 14 XE	77,600	4	1389	63 - 69 kW	B	1068	33
G9U 720	89,000	4	2464	84 - 85 kW	D	1081	123	X 15 DT (T4EC1)	76,000	4	1488	49 kW	D	1067	26
G9U 724	89,000	4	2464	84 kW	D	1081	123	X 15 D	76,000	4	1488	37 kW	D	1068	28



ENGINE			ccm	kW			1 POS	ENGINE			ccm	kW			1 POS
X 16 SZR	79,000	4	1598	55 kW	B	1069	39	Z 13 DTR	69,600	4	1248	70 kW	D	1064	4
X 16 SZ	79,000	4	1598	52 kW	B/G	1069	39	Z 13 DT	69,600	4	1248	51 - 59 kW	D	1064	4
X 16 XEL	79,000	4	1598	74 kW	B/G	1070	46	Z 14 XEL	73,400	4	1364	55 - 59 kW	B	1065	11
X 16 XE	79,000	4	1598	78 kW	B	1070	42	Z 14 XEP	73,400	4	1364	66 kW	B	1065	11
X 17 D (4EE1)	79,000	4	1686	42 - 44 kW	D	1072	54	Z 14 XE	77,600	4	1389	66 kW	B	1068	33
X 17 DT (TC4EE1)	79,000	4	1686	60 kW	D	1072	54	Z 16 LEL	79,000	4	1598	110 kW	B	1072	60
X 17 DTL	82,500	4	1699	50 kW	D	1076	84	Z 16 LER	79,000	4	1598	141 kW	B	1072	60
X 17 D	79,000	4	1686	42 - 44 kW	D	1071	53	Z 16 LET	79,000	4	1598	132 kW	B	1072	58
X 18 XE1	80,500	4	1796	85 kW	B	1074	75	Z 16 SE	79,000	4	1598	62 - 69 kW	B	1070	43
X 18 XE	81,600	4	1799	85 kW	B	1075	79	Z 16 XE1	79,000	4	1598	77 kW	B	1072	60
X 20 DTH	84,000	4	1995	74 kW	D	1077	91	Z 16 XEP	79,000	4	1598	74 - 77 kW	B	1072	59
X 20 DTL	84,000	4	1995	60 - 63 kW	D	1077	91	Z 16 XER	79,000	4	1598	85 kW	B	1072	60
X 20 SE	86,000	4	1998	85 kW	B	1079	105	Z 16 XE	79,000	4	1598	74 - 76 kW	B	1070	44
X 20 XER	86,000	4	1998	118 kW	B	1080	113	Z 16 XU (EC5F)	78,500	4	1587	85 kW	B	1069	36
X 20 XEV	86,000	4	1998	100 kW	B	1079	106	Z 16 YNG	79,000	4	1598	69 - 74 kW	B/G	1073	61
X 22 DTH	84,000	4	2171	85 kW	D	1077	94	Z 17 DTH	79,000	4	1686	74 kW	D	1072	57
X 22 SE	86,000	4	2198	100 - 104 kW	B	1079	106	Z 17 DTJ	79,000	4	1686	81 kW	D	1072	56
X 22 XE	86,000	4	2198	100 - 104 kW	B	1079	106	Z 17 DTL	79,000	4	1686	59 kW	D	1072	57
X 25 DT	80,000	6	2498	96 kW	D	1074	73	Z 17 DTR	79,000	4	1686	92 kW	D	1072	56
X 25 TD	80,000	6	2498	96 kW	D	1074	73	Z 17 DT	79,000	4	1686	74 kW	D	1072	56
X 25 XE	81,600	6	2498	125 - 144 kW	B	1075	81	Z 18 XEL	80,500	4	1796	79 - 85 kW	B	1074	75
X 30 XE	86,000	6	2962	148 - 155 kW	B	1080	114	Z 18 XER	80,500	4	1796	101 - 103 kW	B	1075	76
Y 13 DT	69,600	4	1248	51 kW	D	1064	4	Z 18 XE	80,500	4	1796	90 - 92 kW	B	1074	75
Y 16 XE	79,000	4	1598	74 kW	B	1072	55	Z 19 DTH	82,000	4	1910	110 kW	D	1075	82
Y 16 YNG	79,000	4	1598	69 - 71 kW	B/G	1072	56	Z 19 DTJ	82,000	4	1910	88 kW	D	1075	82
Y 17 DTL	79,000	4	1686	48 kW	D	1072	57	Z 19 DTL	82,000	4	1910	74 kW	D	1076	83
Y 17 DT	79,000	4	1686	55 kW	D	1072	57	Z 19 DT	82,000	4	1910	74 - 88 kW	D	1076	83
Y 20 DTH	84,000	4	1995	74 kW	D	1077	91	Z 20 DMH	83,000	4	1991	110 kW	D	1076	87
Y 20 DTL	84,000	4	1995	60 - 63 kW	D	1077	94	Z 20 DM	83,000	4	1991	93 kW	D	1076	86
Y 22 DTH	84,000	4	2171	81 - 88 kW	D	1077	94	Z 20 LEH	86,000	4	1998	177 kW	B	1079	106
Y 22 DTR	84,000	4	2172	86 - 92 kW	D	1077	94	Z 20 LEL	86,000	4	1998	125 kW	B	1080	114
Y 22 SE	86,000	4	2198	100 kW	B	1080	114	Z 20 LER	86,000	4	1998	147 kW	B	1079	106
Y 22 XE	86,000	4	2198	106 kW	B	1080	114	Z 20 LET	86,000	4	1998	140 - 162 kW	B	1079	106
Y 25 DT	80,000	6	2498	110 kW	D	1074	74	Z 20 NET	86,000	4	1998	129 kW	B	1080	115
Y 26 SE	83,200	6	2597	125 - 132 kW	B	1077	90	Z 20 NHH	86,000	4	1998	194 kW	B	1079	108
Y 32 SE	87,500	6	3175	160 kW	B	1081	119	Z 20 S	83,000	4	1991	93 - 110 kW	D	1076	88
Z 10 XEP	73,400	3	998	44 kW	B	1065	11	Z 22 SE	86,000	4	2198	108 kW	B	1079	107
Z 10 XE	72,500	3	973	43 kW	B	1065	10	Z 22 XE	86,000	4	2198	106 kW	B	1080	114
Z 12 XEP	73,400	4	1229	55 - 59 kW	B	1065	11	Z 22 YH	86,000	4	2198	110 - 114 kW	B	1079	107
Z 12 XE	72,500	4	1199	55 kW	B	1065	10	Z 24 SED	87,500	4	2405	100 - 103 kW	B	1080	117
Z 13 DTE	69,600	4	1248	70 kW	D	1064	2	Z 24 XED	87,500	4	2405	104 kW	B	1081	118
Z 13 DTH	69,600	4	1248	66 - 74 kW	D	1064	4	Z 24 XE	87,500	4	2405	103 kW	B	1081	120
Z 13 DTJ	69,600	4	1248	55 kW	D	1064	4	Z 32 SE	88,500	6	3175	155 kW	B	1081	122



## 69,600 mm

1

D13A ,

**852011-4**

21,90 x 6,00 x 109,20 x 45°

**882078-4**

10,035 x 6,00 x 43,00 | IN | EX

**882102-4**

13,57 x 8,00 x 67,90 | IN | EX

## 69,600 mm

2

A 13 DTC , A 13 DTE , A 13 DTR , Z 13 DTE ,

**852011-4**

21,90 x 6,00 x 109,20 x 45°

**882078-4**

10,035 x 6,00 x 43,00 | IN | EX

**882102-4**

13,57 x 8,00 x 67,90 | IN | EX

M-6

**862096-4**

22,50 x 6,00 x 109,20 x 45°

## 69,600 mm

3

A 13 FD ,

**882078-4**

10,035 x 6,00 x 43,00 | IN | EX

**882102-4**

13,57 x 8,00 x 67,90 | IN | EX

## 69,600 mm

4

Y 13 DT , Z 13 DTH , Z 13 DTJ , Z 13 DTR , Z 13 DT ,

**852011-4**

21,90 x 6,00 x 109,20 x 45°

**882078-4**

10,035 x 6,00 x 43,00 | IN | EX

**882102-4**

13,57 x 8,00 x 67,90 | IN | EX

M-6

**862012-4**

21,90 x 6,00 x 109,20 x 45°

## 72,000 mm

5

10 S ,

**883560-4**

11,03 x 7,00 x 45,80 | IN | EX

## 72,000 mm

6

12 NZ , C 12 NZ , X 12 SZ ,

**883560-4**

11,03 x 7,00 x 45,80 | IN | EX

K-7

**863512-4**

29,00 x 7,00 x 105,00 x 45°

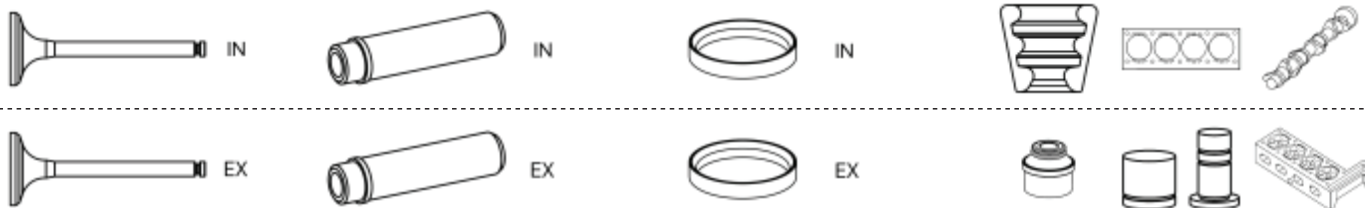
**913501-8**

Ø 7,00

**973501-8**

Hydro





## 72,000 mm

7

A 14 FC , A 14 FP ,

852015-4

M-6

26,80 x 6,00 x 95,00 x 45°

862016-4

22,40 x 6,00 x 96,20 x 45°

## 72,500 mm

8

B 14 NEH ,

853504-4

28,00 x 5,00 x 93,85 x 45°

863505-4

25,00 x 5,00 x 93,85 x 45°

## 72,500 mm

9

B 14 NEJ , B 14 NEL , B 14 NET ,

853504-4

28,00 x 5,00 x 93,85 x 45°

863505-4

25,00 x 5,00 x 93,85 x 45°

973506-8

Hydro

## 72,500 mm

10

A 14 NEL , A 14 NET , X 10 XE , X 12 XE , Z 10 XE , Z 12 XE ,

853504-4

M-5

28,00 x 5,00 x 93,85 x 45°

863505-4

25,00 x 5,00 x 93,85 x 45°

973506-8

Hydro

## 73,400 mm

11

A 10 XEP , A 12 XER , A 14 XEL , A 14 XER , Z 10 XEP , Z 12 XEP , Z 14 XEL , Z 14 XEP ,

853504-4

M-5

28,00 x 5,00 x 93,85 x 45°

863505-4

25,00 x 5,00 x 93,85 x 45°

973506-8

Hydro

## 73,400 mm

12

A 14 XFL ,

973506-8

Hydro

## 73,400 mm

13

A 12 XEL , B 12 XEL , B 14 XEJ , B 14 XEL , B 14 XER ,

853504-4

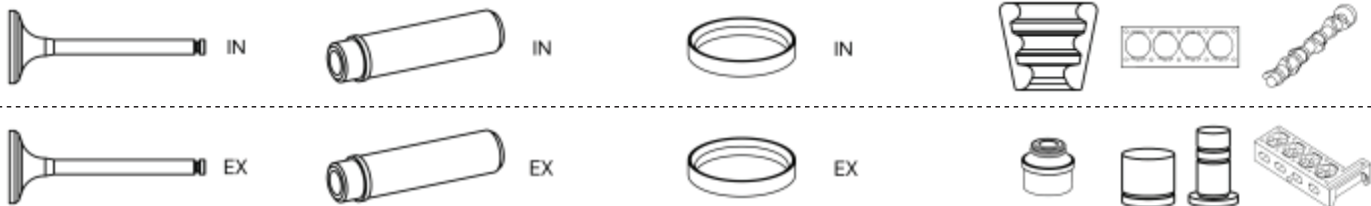
28,00 x 5,00 x 93,85 x 45°

863505-4

25,00 x 5,00 x 93,85 x 45°

973506-8

Hydro



**73,400 mm**

**14**

D 12 XEL ,

**853504-4**

28,00 x 5,00 x 93,85 x 45°

**863505-4**

25,00 x 5,00 x 93,85 x 45°

**74,000 mm**

**15**

B 10 XFL , B 10 XFT , B 14 XFL , B 14 XFT , B 15 SFL , B 15 SFT , D 10 XE , D 10 XFL , D 15 SFL , D 15 SFT , F 10 XFL ,

**M-5**

**75,000 mm**

**16**

13 N ,

**853543-4**

33,020 x 7,00 x 104,90 x 45°

**883560-4**

11,03 x 7,00 x 45,80 | IN | EX

**913501-8**

Ø 7,00

**973501-8**

Hydro

**75,000 mm**

**17**

13 NB , 13 SB , 13 S ,

**853543-4**

33,020 x 7,00 x 104,90 x 45°

**883560-4**

11,03 x 7,00 x 45,80 | IN | EX

**513501-1**

**913501-8**

Ø 7,00

**973501-8**

Hydro

**75,000 mm**

**18**

11 N , 11 SR , 11 S ,

**883560-4**

11,03 x 7,00 x 45,80 | IN | EX

**75,000 mm**

**19**

13 NE ,

**913501-8**

Ø 7,00

**75,000 mm**

**20**

B 12 XE (EB2F) ,

**853775-6**

29,10 x 5,00 x 92,60 x 45°

**863776-6**

26,00 x 5,00 x 91,90 x 45°



## 75,000 mm

**21**

B 16 DT (DV6FD) , B 16 DTH (DV6FC) ,

**853777-4**

30,00 x 5,50 x 95,60 x 45°

**863778-4**

27,60 x 5,50 x 95,60 x 45°

**973801-8**

Hydro

## 75,000 mm

**22**

B 16 DT (DV6DTED) , B 16 DTL (DV6FE) ,

**973801-8**

Hydro

## 75,000 mm

**23**

C 13 N ,

**853543-4**

33,020 x 7,00 x 104,90 x 45°

**883560-4**

11,03 x 7,00 x 45,80 | IN | EX

**513507-1****913501-8**

Ø 7,00

**973501-8**

Hydro

## 75,000 mm

**24**

D 15 DT (DV5RD) , D 15 DT (DV5RUCD) , D 15 DTH (DV5RC) , D 15 DTH (DV5RUC) , D 15 DTL (DV5RE) ,

**853783-4**

25,30 x 5,50 x 95,47 x 45°

**863784-4**

22,00 x 5,50 x 94,80 x 45°

## 75,000 mm

**25**

B 12 XHL (EB2DT) , B 12 XHT (EB2DTS) , D 12 XHL (EB2ADT) , D 12 XHT (EB2ADTS) , F 12 XHL (EB2ADT) , F 12 XHL (EB2ADTD) , F 12 XHT (EB2ADTS) , HNK (EB2ADTD) , HNP (EB2ADT) , HNS (EB2ADTS) , HNV (EB2DTM) , HNZ (EB2DT) ,

**853785-6**

26,40 x 5,00 x 93,50 x 45°

**863786-6**

23,80 x 5,00 x 92,90 x 45°

## 76,000 mm

**26**

15 D (4EC1) , X 15 DT (T4EC1) ,

**853571-4**

34,50 x 7,00 x 104,10 x 45°

**863572-4**

30,70 x 7,00 x 104,05 x 45°

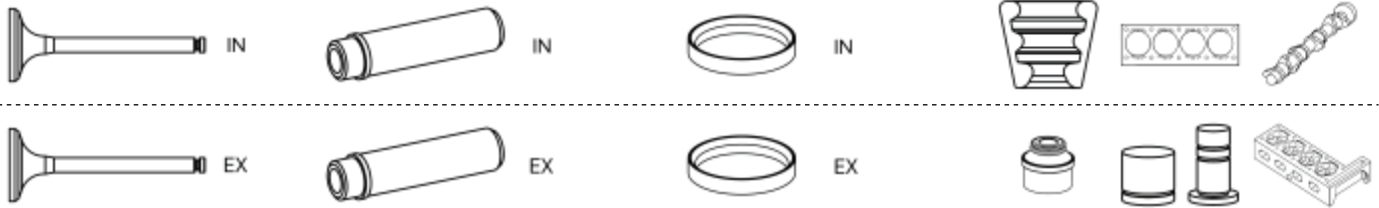
## 76,000 mm

**27**

15 DT (T4EC1) ,

**853571-4**

34,50 x 7,00 x 104,10 x 45°



**76,000 mm**

**28**

X 15 D ,

**863572-4**

30,70 x 7,00 x 104,05 x 45°

**77,600 mm**

**29**

14 NV ,

**883560-4**

11,03 x 7,00 x 45,80 | IN | EX

**K-7**

**863512-4**

29,00 x 7,00 x 105,00 x 45°

**913501-8**

Ø 7,00

**973501-8**

Hydro

**77,600 mm**

**30**

C 14 NZ , X 14 NZ ,

**883560-4**

11,03 x 7,00 x 45,80 | IN | EX

**K-7**

**513503-1**

**863512-4**

29,00 x 7,00 x 105,00 x 45°

**913501-8**

Ø 7,00

**973501-8**

Hydro

**77,600 mm**

**31**

14 SE , C 14 SE , X 14 SZ ,

**853565-4**

38,00 x 7,00 x 104,60 x 45°

**883560-4**

11,03 x 7,00 x 45,80 | IN | EX

**863566-4**

31,10 x 7,00 x 104,80 x 45°

**913501-8**

Ø 7,00

**973501-8**

Hydro

**77,600 mm**

**32**

C 14 SEL ,

**853561-4**

31,00 x 6,00 x 103,07 x 45°

**883560-4**

11,03 x 7,00 x 45,80 | IN | EX

**863562-4**

27,50 x 6,00 x 102,07 x 45°

**915097-8**

Ø 6,00

**973502-8**

Hydro

**77,600 mm**

**33**

X 14 XE , Z 14 XE ,

**853561-4**

31,00 x 6,00 x 103,07 x 45°

**883558-4**

10,04 x 6,00 x 45,00 | IN | EX

**863562-4**

27,50 x 6,00 x 102,07 x 45°

**915097-8**

Ø 6,00

**973502-8**

Hydro

**77,800 mm**

**34**

12 NV ,

**883560-4**

11,03 x 7,00 x 45,80 | IN | EX

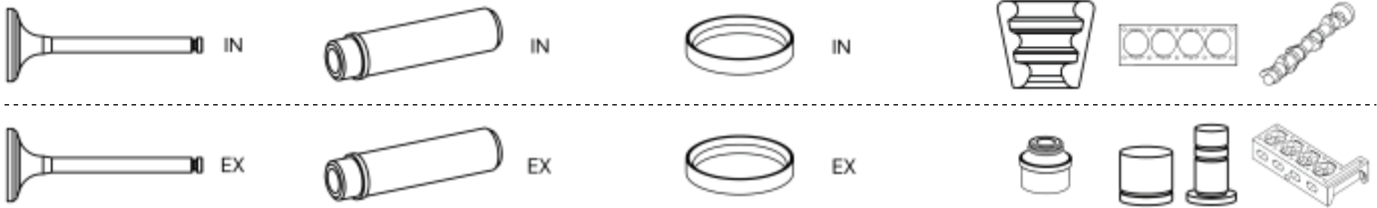
**513502-1**

**913501-8**

Ø 7,00

**973501-8**

Hydro



## 77,800 mm

**35**

12 ST ,

**853543-4****883560-4****513502-1**

33,020 x 7,00 x 104,90 x 45°

11,03 x 7,00 x 45,80 | IN | EX

**913501-8****973501-8**

Ø 7,00

Hydro

## 78,500 mm

**36**

Z 16 XU (EC5F) ,

**915097-8**

Ø 6,00

## 79,000 mm

**37**

16 SV , C 16 LZ , E 16 NZ ,

**853511-4****883560-4****K-7****903501-1****513507-1**

38,10 x 7,00 x 101,50 x 45°

11,03 x 7,00 x 45,80 | IN | EX

**863514-4**

31,00 x 7,00 x 101,50 x 45°

**913501-8****973501-8**

Ø 7,00

Hydro

## 79,000 mm

**38**

16 LZ2 , C 16 LZ2 , C 16 NZ2 ,

**853511-4****883560-4****K-7**

38,10 x 7,00 x 101,50 x 45°

11,03 x 7,00 x 45,80 | IN | EX

**863514-4**

31,00 x 7,00 x 101,50 x 45°

**913501-8****973501-8**

Ø 7,00

Hydro

## 79,000 mm

**39**

C 16 SE , X 16 SZR , X 16 SZ ,

**853511-4****883560-4****K-7****903501-1**

38,10 x 7,00 x 101,50 x 45°

11,03 x 7,00 x 45,80 | IN | EX

**863514-4**

31,00 x 7,00 x 101,50 x 45°

**913501-8****973501-8**

Ø 7,00

Hydro

**863516-4**

31,00 x 7,00 x 101,00 x 45°

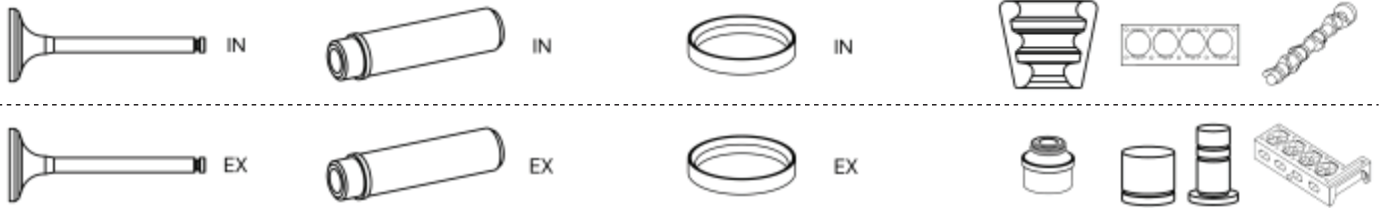
## 79,000 mm

**40**

C 16 SEI , E 16 LZ ,

**903501-1****913501-8**

Ø 7,00



## 79,000 mm

41

C 16 XE ,

**853561-4**

31,00 x 6,00 x 103,07 x 45°

**883558-4**

10,04 x 6,00 x 45,00 | IN | EX

**863512-4**

29,00 x 7,00 x 105,00 x 45°

**915097-8**

Ø 6,00

**863562-4**

27,50 x 6,00 x 102,07 x 45°

## 79,000 mm

42

X 16 XE ,

**853561-4**

31,00 x 6,00 x 103,07 x 45°

**883558-4**

10,04 x 6,00 x 45,00 | IN | EX

**863562-4**

27,50 x 6,00 x 102,07 x 45°

**915097-8**

Ø 6,00

**973502-8**

Hydro

## 79,000 mm

43

Z 16 SE ,

**853511-4**

38,10 x 7,00 x 101,50 x 45°

**883560-4**

11,03 x 7,00 x 45,80 | IN | EX

**K-7**

**863514-4**

31,00 x 7,00 x 101,50 x 45°

**913501-8**

Ø 7,00

**973501-8**

Hydro

**863516-4**

31,00 x 7,00 x 101,00 x 45°

## 79,000 mm

44

Z 16 XE ,

**853561-4**

31,00 x 6,00 x 103,07 x 45°

**883558-4**

10,04 x 6,00 x 45,00 | IN | EX

**M-6**

**883560-4**

11,03 x 7,00 x 45,80 | IN | EX

**M-5**

**863562-4**

27,50 x 6,00 x 102,07 x 45°

**915097-8**

Ø 6,00

**973502-8**

Hydro

## 79,000 mm

45

C 16 SEL ,

**853561-4**

31,00 x 6,00 x 103,07 x 45°

**863562-4**

27,50 x 6,00 x 102,07 x 45°

**915097-8**

Ø 6,00

**973502-8**

Hydro

## 79,000 mm

46

X 16 XEL ,

**853561-4**

31,00 x 6,00 x 103,07 x 45°

**M-5**

**863562-4**

27,50 x 6,00 x 102,07 x 45°

**915097-8**

Ø 6,00

**973502-8**

Hydro



**79,000 mm**

**47**

12 S ,

**853543-4**

**883560-4**

33,020 x 7,00 x 104,90 x 45°

11,03 x 7,00 x 45,80 | IN | EX

**79,000 mm**

**48**

12 N , 12 SC ,

**883560-4**

11,03 x 7,00 x 45,80 | IN | EX

**79,000 mm**

**49**

16 NZR , E 16 SE ,

**853511-4**

**883560-4**

**K-7**

**903501-1**

38,10 x 7,00 x 101,50 x 45°

11,03 x 7,00 x 45,80 | IN | EX

**863514-4**

31,00 x 7,00 x 101,50 x 45°

**913501-8**

Ø 7,00

**973501-8**

Hydro

**79,000 mm**

**50**

17 DT (TC4EE1) ,

**853571-4**

34,50 x 7,00 x 104,10 x 45°

**79,000 mm**

**51**

A 16 XNT ,

**973502-8**

Hydro

**79,000 mm**

**52**

C 16 NZ ,

**853511-4**

**883560-4**

**K-7**

**903501-1**

**513507-1**

38,10 x 7,00 x 101,50 x 45°

11,03 x 7,00 x 45,80 | IN | EX

**863514-4**

31,00 x 7,00 x 101,50 x 45°

**913501-8**

Ø 7,00

**973501-8**

Hydro

**863516-4**

31,00 x 7,00 x 101,00 x 45°

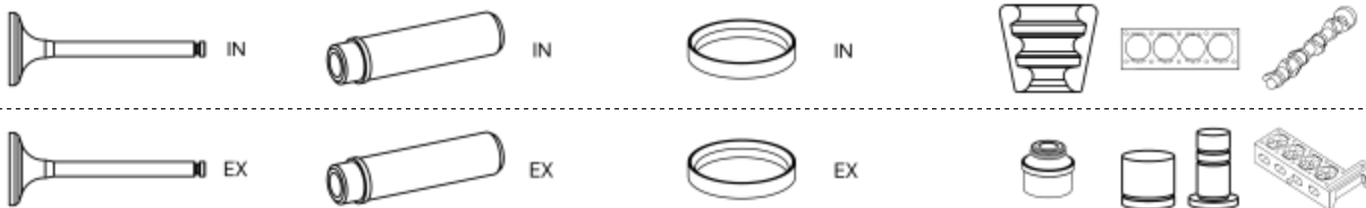
**79,000 mm**

**53**

X 17 D ,

**863572-4**

30,70 x 7,00 x 104,05 x 45°



**79,000 mm**

**54**

17 D (4EE1), X 17 D (4EE1), X 17 DT (TC4EE1),

**853571-4**

34,50 x 7,00 x 104,10 x 45°

**863572-4**

30,70 x 7,00 x 104,05 x 45°

**79,000 mm**

**55**

Y 16 XE,

**853561-4**

31,00 x 6,00 x 103,07 x 45°

**863562-4**

27,50 x 6,00 x 102,07 x 45°

**915097-8**

Ø 6,00

**79,000 mm**

**56**

A 17 DTC, A 17 DTE, A 17 DTF, A 17 DTI, A 17 DTJ, A 17 DTL, A 17 DTN, A 17 DTR, A 17 DTS, A 17 DT, Y 16 YNG, Z 17 DTJ, Z 17 DTR, Z 17 DT,

**915097-8**

Ø 6,00

**79,000 mm**

**57**

Y 17 DTL, Y 17 DT, Z 17 DTH, Z 17 DTL,

**853545-4**

27,60 x 6,00 x 98,50 x 45°

**863546-4**

26,60 x 6,00 x 98,25 x 45°

**915097-8**

Ø 6,00

**79,000 mm**

**58**

Z 16 LET,

**M-5**

**973502-8**

Hydro

**79,000 mm**

**59**

Z 16 XEP,

**853561-4**

31,00 x 6,00 x 103,07 x 45°

**863562-4**

27,50 x 6,00 x 102,07 x 45°

**M-5**

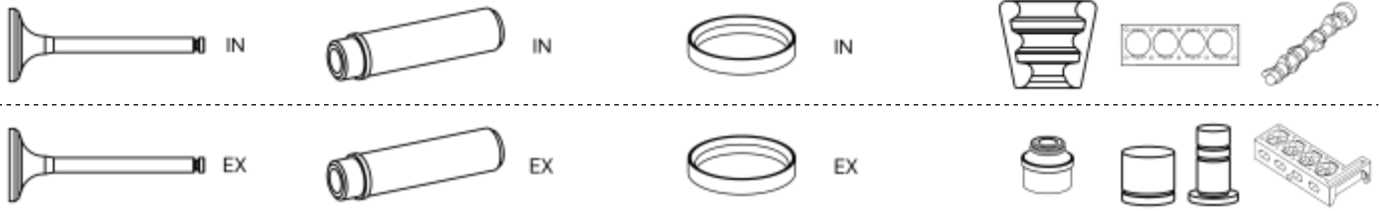
**79,000 mm**

**60**

A 16 LET, A 16 XER, Z 16 LEL, Z 16 LER, Z 16 XE1, Z 16 XER,

**M-5**





**79,000 mm**

**61**

Z 16 YNG ,

915097-8

973502-8

Ø 6,00

Hydro

**79,500 mm**

**62**

A 16 FDH , A 16 FDL ,

M-5

863532-4

24,30 x 5,00 x 114,40 x 45°

**80,000 mm**

**63**

16 D ,

853551-4

36,00 x 8,00 x 123,20 x 45°

883555-4

12,00 x 8,00 x 50,00 | IN | EX

K-8

513508-1

863552-4

31,95 x 8,00 x 123,20 x 45°

973501-8

Hydro

**80,000 mm**

**64**

F8Q 600 , F8Q 606 ,

853814-4

35,15 x 8,00 x 110,00 x 45°

K-8

903805-1

863878-4

31,40 x 8,00 x 109,70 x 45°

483803-1

**80,000 mm**

**65**

R9M 408 , R9M 413 , R9M 450 , R9M 452 ,

853873-4

23,50 x 6,00 x 104,10 x 45°

M-6

863874-4

23,40 x 6,00 x 104,10 x 45°

915097-8

Ø 6,00

**80,000 mm**

**66**

F9Q 760 , F9Q 762 , F9Q 770 , F9Q 772 , F9Q 774 ,

853803-4

35,30 x 7,00 x 111,00 x 45°

883803-4

12,06 x 7,00 x 38,30 | IN | EX

K-7

863804-4

32,70 x 7,00 x 110,80 x 45°

915001-8

Ø 7,00

**80,000 mm**

**67**

16 DA ,

853551-4

36,00 x 8,00 x 123,20 x 45°

883555-4

12,00 x 8,00 x 50,00 | IN | EX

K-8

513506-1

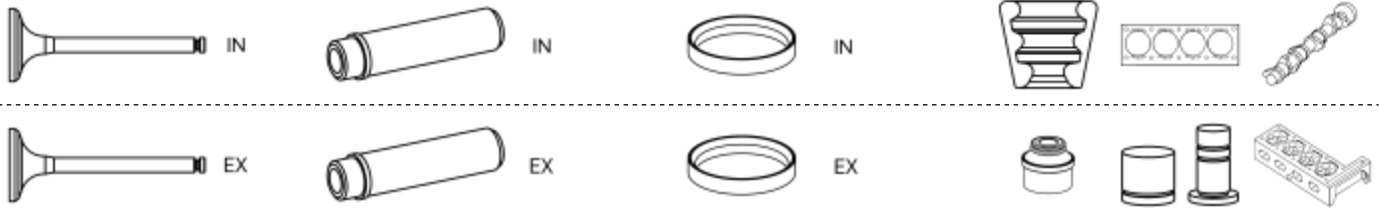
513508-1

863552-4

31,95 x 8,00 x 123,20 x 45°

973501-8

Hydro



**80,000 mm**

**68**

16 N , 16 SH ,

513509-1

913502-8 973501-8  
Ø 7,00 Hydro

**80,000 mm**

**69**

19 DJ , 19 DL ,

903805-1

**80,000 mm**

**70**

25 DT , U 25 DT ,

915097-8  
Ø 6,00

**80,000 mm**

**71**

R9M 415 ,

853873-4

23,50 x 6,00 x 104,10 x 45°

915097-8  
Ø 6,00

**80,000 mm**

**72**

U 25 TD ,

863528-4

30,80 x 6,00 x 103,00 x 45°

915097-8 970702-8  
Ø 6,00 Hydro

**80,000 mm**

**73**

X 25 DT , X 25 TD ,

853527-4

35,90 x 6,00 x 104,00 x 45°

M-6

863528-4

30,80 x 6,00 x 103,00 x 45°

915097-8 970702-8  
Ø 6,00 Hydro

**80,000 mm**

**74**

Y 25 DT ,

973701-8  
Hydro

**80,500 mm**

**75**

X 18 XE1 , Z 18 XEL , Z 18 XE ,

853523-4

31,20 x 5,00 x 102,00 x 45°

M-5

863524-4

27,55 x 5,00 x 100,85 x 45°

973502-8  
Hydro



**80,500 mm**

**76**

Z 18 XER ,

M-5

973502-8

Hydro

**80,500 mm**

**77**

A 18 XER ,

M-5

**80,500 mm**

**78**

N 18 XFH ,

913501-8

Ø 7,00

**81,600 mm**

**79**

X 18 XE ,

853563-4

883558-4

32,00 x 6,00 x 102,00 x 45°

10,04 x 6,00 x 45,00 | IN | EX

863564-4

29,00 x 6,00 x 92,20 x 45°

915097-8

Ø 6,00

973502-8

Hydro

**81,600 mm**

**80**

C 18 SEL ,

853563-4

32,00 x 6,00 x 102,00 x 45°

863564-4

29,00 x 6,00 x 92,20 x 45°

915097-8

Ø 6,00

**81,600 mm**

**81**

C 18 XEL , C 18 XE , C 25 XE , X 25 XE ,

853563-4

32,00 x 6,00 x 102,00 x 45°

863564-4

29,00 x 6,00 x 92,20 x 45°

915097-8

Ø 6,00

973502-8

Hydro

**82,000 mm**

**82**

Z 19 DTH , Z 19 DTJ ,

853531-4

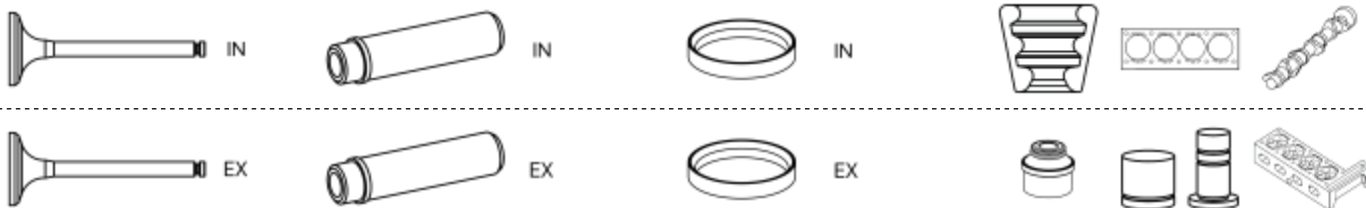
27,90 x 5,00 x 114,40 x 45°

M-6

M-5

863532-4

24,30 x 5,00 x 114,40 x 45°



## 82,000 mm

83

Z 19 DTL , Z 19 DT ,

**852047-4**

35,60 x 8,00 x 115,00 x 45°

M-8

**862048-4**

34,60 x 8,00 x 115,00 x 45°

912801-8

Ø 8,00

## 82,500 mm

84

17 DR , 17 D , X 17 DTL ,

**853551-4**

36,00 x 8,00 x 123,20 x 45°

**883555-4**

12,00 x 8,00 x 50,00 | IN | EX

K-8

513506-1

**863552-4**

31,95 x 8,00 x 123,20 x 45°

973501-8

Hydro

## 82,700 mm

85

F4R 720 , F4R 820 ,

**853863-4**

33,50 x 5,50 x 110,10 x 45°

**863864-4**

29,00 x 5,50 x 108,90 x 45°

973802-8

Hydro

**863880-4**

23,50 x 5,50 x 101,70 x 30°

## 83,000 mm

86

Z 20 DM ,

**851403-4**

28,60 x 6,00 x 95,70 x 45°

M-6

**861404-4**

24,40 x 6,00 x 95,70 x 45°

## 83,000 mm

87

Z 20 DMH ,

**851403-4**

28,60 x 6,00 x 95,70 x 45°

**883558-4**

10,04 x 6,00 x 45,00 | IN | EX

M-6

**861404-4**

24,40 x 6,00 x 95,70 x 45°

## 83,000 mm

88

Z 20 S ,

**883558-4**

10,04 x 6,00 x 45,00 | IN | EX

## 83,000 mm

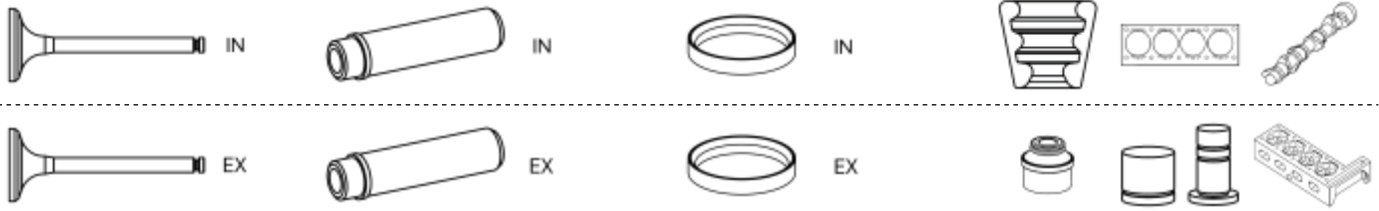
89

A 20 DTC , A 20 DTH , A 20 DTJ ,

M-5

**863532-4**

24,30 x 5,00 x 114,40 x 45°



## 83,200 mm

**90**

Y 26 SE ,

**853563-4**

32,00 x 6,00 x 102,00 x 45°

**863564-4**

29,00 x 6,00 x 92,20 x 45°

**915097-8**

Ø 6,00

**973502-8**

Hydro

## 84,000 mm

**91**

X 20 DTH , X 20 DTL , Y 20 DTH ,

**853577-4**

29,10 x 6,00 x 97,20 x 45°

**883558-4**

10,04 x 6,00 x 45,00 | IN | EX

**M-6****863578-4**

26,10 x 6,00 x 97,20 x 45°

**915097-8**

Ø 6,00

**973502-8**

Hydro

## 84,000 mm

**92**

M9R 692 ,

**883811-4**

11,05 x 6,00 x 42,40 | IN | EX

**863810-4**

26,00 x 6,00 x 103,80 x 45°

**973801-8**

Hydro

## 84,000 mm

**93**

M9R 630 , M9R 780 , M9R 782 , M9R 784 , M9R 786 , M9R 788 ,

**853809-4**

27,70 x 6,00 x 103,95 x 45°

**883811-4**

11,05 x 6,00 x 42,40 | IN | EX

**M-6****863810-4**

26,00 x 6,00 x 103,80 x 45°

**973801-8**

Hydro

## 84,000 mm

**94**

X 22 DTH , Y 20 DTL , Y 22 DTH , Y 22 DTR ,

**853577-4**

29,10 x 6,00 x 97,20 x 45°

**M-6****863578-4**

26,10 x 6,00 x 97,20 x 45°

**915097-8**

Ø 6,00

**973502-8**

Hydro

## 84,800 mm

**95**

18 E ,

**883560-4**

11,03 x 7,00 x 45,80 | IN | EX

**K-7****913502-8**

Ø 7,00

**973501-8**

Hydro

## 84,800 mm

**96**

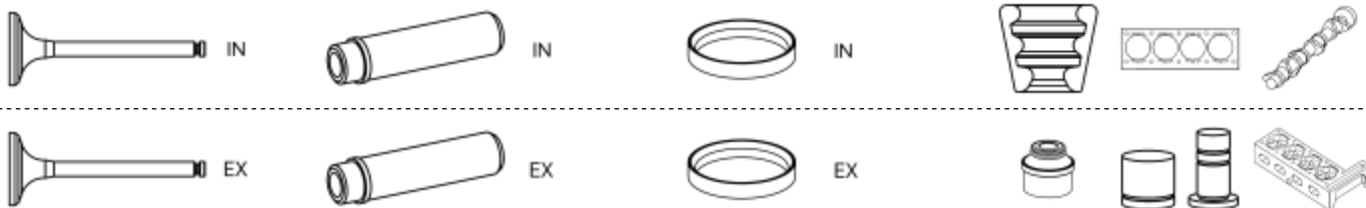
18 N , 18 S ,

**913502-8**

Ø 7,00

**973501-8**

Hydro



<b>84,800 mm</b>	<b>97</b>
------------------	-----------

18 SE ,		
<b>853513-4</b> 41,90 x 7,00 x 104,00 x 45°	<b>883560-4</b> 11,03 x 7,00 x 45,80   IN   EX	<b>K-7</b>
		<b>913502-8</b> <b>973501-8</b> Ø 7,00   Hydro

<b>84,800 mm</b>	<b>98</b>
------------------	-----------

18 NV , 18 SEH , 18 SV , C 18 NE , C 18 NT , C 18 NV , C 18 NZ , E 18 NVR , E 18 NV , S 18 NV ,		
<b>853513-4</b> 41,90 x 7,00 x 104,00 x 45°	<b>883560-4</b> 11,03 x 7,00 x 45,80   IN   EX	<b>K-7</b>
		<b>913501-8</b> <b>973501-8</b> Ø 7,00   Hydro

<b>85,000 mm</b>	<b>99</b>
------------------	-----------

M9T 870 , M9T 876 , M9T 880 ,		
<b>853809-4</b> 27,70 x 6,00 x 103,95 x 45°	<b>883811-4</b> 11,05 x 6,00 x 42,40   IN   EX	<b>M-6</b>
<b>863810-4</b> 26,00 x 6,00 x 103,80 x 45°		

<b>85,000 mm</b>	<b>100</b>
------------------	------------

16 N ,		
		<b>913502-8</b> Ø 7,00

<b>85,000 mm</b>	<b>101</b>
------------------	------------

16 S ,		
		<b>513509-1</b>
		<b>973501-8</b> Hydro

<b>85,000 mm</b>	<b>102</b>
------------------	------------

4HB (DW12RUD) , 4HH (DW12RUC) ,		
		<b>M-6</b>

<b>85,000 mm</b>	<b>103</b>
------------------	------------

M9T 670 , M9T 672 , M9T 676 , M9T 678 , M9T 680 , M9T 686 , M9T 690 , M9T 692 , M9T 694 , M9T 696 , M9T 698 , M9T 700 , M9T 702 , M9T 704 , M9T 706 , M9T 710 ,		
<b>853809-4</b> 27,70 x 6,00 x 103,95 x 45°	<b>883811-4</b> 11,05 x 6,00 x 42,40   IN   EX	<b>M-6</b>
<b>863810-4</b> 26,00 x 6,00 x 103,80 x 45°	<b>973801-8</b> Hydro	



## 85,000 mm

104

M9T 890 , M9T 896 , M9T 898 ,

853809-4

M-6

27,70 x 6,00 x 103,95 x 45°

863810-4

26,00 x 6,00 x 103,80 x 45°

## 86,000 mm

105

20 NEJ , 20 NE , 20 SEH , 20 SE , C 20 NEJ , C 20 NE , X 20 SE ,

853513-4

883560-4

K-7

41,90 x 7,00 x 104,00 x 45°

11,03 x 7,00 x 45,80 | IN | EX

913501-8

973501-8

Ø 7,00

Hydro

## 86,000 mm

106

C 20 SEL , C 22 SEL , X 20 XEV , X 22 SE , X 22 XE , Z 20 LEH , Z 20 LER , Z 20 LET ,

853563-4

883558-4

32,00 x 6,00 x 102,00 x 45°

10,04 x 6,00 x 45,00 | IN | EX

863564-4

29,00 x 6,00 x 92,20 x 45°

915097-8

973502-8

Ø 6,00

Hydro

## 86,000 mm

107

Z 22 SE , Z 22 YH ,

853583-4

883558-4

M-6

35,25 x 6,00 x 102,20 x 45°

10,04 x 6,00 x 45,00 | IN | EX

853585-4

35,10 x 6,00 x 102,30 x 45°

863584-4

30,10 x 6,00 x 101,00 x 45°

## 86,000 mm

108

A 20 NFT , A 20 NHT , Z 20 NHH ,

853583-4

M-6

35,25 x 6,00 x 102,20 x 45°

853585-4

35,10 x 6,00 x 102,30 x 45°

863584-4

30,10 x 6,00 x 101,00 x 45°

## 86,000 mm

109

20 SER , C 22 NE , C 22 SE ,

913501-8

Ø 7,00

## 86,000 mm

110

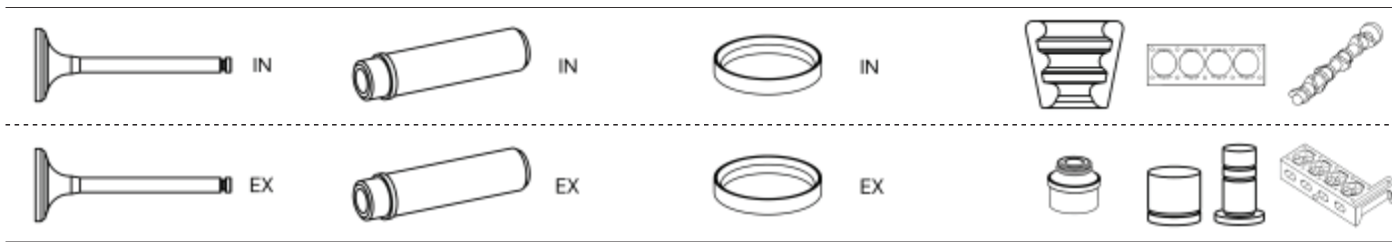
20 XEJ ,

913501-8

973502-8

Ø 7,00

Hydro



**86,000 mm** **111**

20 XE , C 20 LET , C 20 XE ,

**M-7**

**913501-8** **973502-8**  
Ø 7,00 Hydro

**86,000 mm** **112**

C 20 NEF ,

**853513-4**

41,90 x 7,00 x 104,00 x 45°

**913501-8** **973501-8**  
Ø 7,00 Hydro

**86,000 mm** **113**

X 20 XER ,

**853563-4**

32,00 x 6,00 x 102,00 x 45°

**863564-4**

29,00 x 6,00 x 92,20 x 45°

**915097-8**  
Ø 6,00

**86,000 mm** **114**

X 30 XE , Y 22 SE , Y 22 XE , Z 20 LEL , Z 22 XE ,

**853563-4**

32,00 x 6,00 x 102,00 x 45°

**863564-4**

29,00 x 6,00 x 92,20 x 45°

**915097-8** **973502-8**  
Ø 6,00 Hydro

**86,000 mm** **115**

Z 20 NET ,

**883558-4**

10,04 x 6,00 x 45,00 | IN | EX

**87,000 mm** **116**

G9T 720 , G9T 722 , G9T 750 ,

**853801-4**

30,70 x 6,00 x 123,20 x 45°

**883813-4**

11,04 x 6,00 x 50,00 | IN | EX

**863802-4**

29,50 x 6,00 x 123,00 x 45°

**915097-8**  
Ø 6,00

**87,500 mm** **117**

Z 24 SED ,

**883558-4**

10,04 x 6,00 x 45,00 | IN | EX

**915097-8**  
Ø 6,00





## 87,500 mm

**118**

Z 24 XED ,

**853563-4****883558-4**

32,00 x 6,00 x 102,00 x 45°

10,04 x 6,00 x 45,00 | IN | EX

**863564-4**

29,00 x 6,00 x 92,20 x 45°

**915097-8**

Ø 6,00

**973502-8**

Hydro

## 87,500 mm

**119**

Y 32 SE ,

**853563-4**

32,00 x 6,00 x 102,00 x 45°

**863564-4**

29,00 x 6,00 x 92,20 x 45°

**915097-8**

Ø 6,00

**973502-8**

Hydro

## 87,500 mm

**120**

Z 24 XE ,

**853563-4**

32,00 x 6,00 x 102,00 x 45°

**863564-4**

29,00 x 6,00 x 92,20 x 45°

**915097-8**

Ø 6,00

## 88,000 mm

**121**

17 L ,

**913502-8**

Ø 7,00

## 88,500 mm

**122**

Z 32 SE ,

**853563-4****883558-4**

32,00 x 6,00 x 102,00 x 45°

10,04 x 6,00 x 45,00 | IN | EX

**863564-4**

29,00 x 6,00 x 92,20 x 45°

**915097-8**

Ø 6,00

**973502-8**

Hydro

## 89,000 mm

**123**

G9U 630 , G9U 632 , G9U 650 , G9U 720 , G9U 724 , G9U 730 , G9U 750 , G9U 754 ,

**853801-4****883813-4**

30,70 x 6,00 x 123,20 x 45°

11,04 x 6,00 x 50,00 | IN | EX

**863802-4**

29,50 x 6,00 x 123,00 x 45°

**915097-8**

Ø 6,00

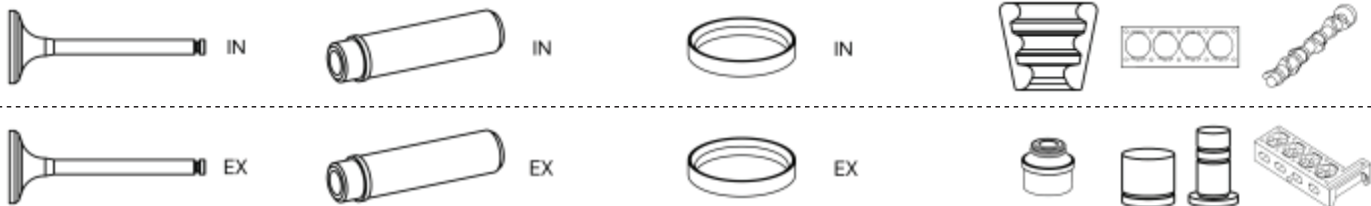
## 89,000 mm

**124**

G9MB6 ,

**915097-8**

Ø 6,00



## 92,000 mm

125

23 DTR , 23 YDT ,

853573-4

42,10 x 8,00 x 127,20 x 45°

## 92,000 mm

126

25TDS (VM41B) , 25TD ,

911005-8

Ø 8,00

## 93,000 mm

127

S8U 758 , S8U 770 , S8U 772 , S8U 780 , S8U 782 ,

852052-4

882059-4

R-8

41,00 x 8,00 x 120,80 x 30°

13,07 x 8,00 x 60,00 | IN | EX

## 93,400 mm

128

6VD1 (DOHC) ,

853529-6

34,00 x 6,00 x 104,00 x 30°

863530-6

29,00 x 6,00 x 103,00 x 45°

972401-8

Hydro

## 94,400 mm

129

S9W 700 , S9W 702 ,

852052-4

882059-4

R-8

41,00 x 8,00 x 120,80 x 30°

13,07 x 8,00 x 60,00 | IN | EX

## 95,000 mm

130

20 E ,

853513-4

41,90 x 7,00 x 104,00 x 45°

K-7

913501-8

Ø 7,00

## 95,000 mm

131

C 30 SE ,

M-7

## 95,000 mm

132

H 20 E ,

973501-8

Hydro



IN



IN



IN



EX



EX



EX



95,300 mm

133

C 36 GET ,

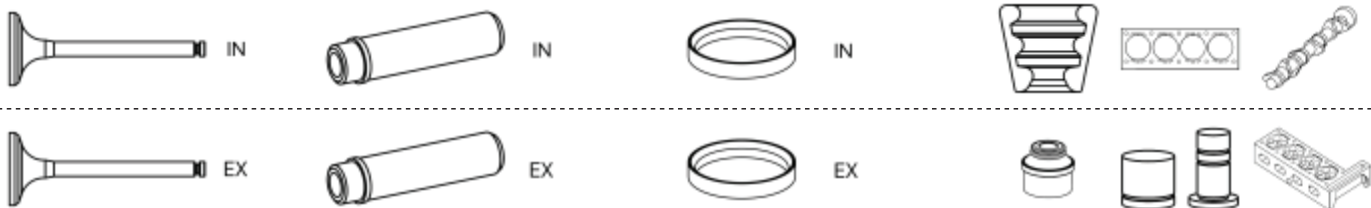
M-7



**siehe Motorenliste**  
**see engline list**  
**voir la liste des moteurs**  
**ver lista de motores**  
**см. список двигателей**  
**تالكر حطلا قمىق رظنا**



ENGINE			ccm	kW			1 POS	ENGINE			ccm	kW			1 POS
1004-40T	100,000	4	3990	67 - 75 kW	D	1088	16	4.236	98,430	4	3866	55 - 65 kW	D	1087	9
1004-40	100,000	4	3990	48 - 52 kW	D	1087	15	4.2482	101,050	4	4067	60 kW	D	1088	17
1004-42	103,000	4	4233	45 - 59 kW	D	1088	19	4.248	101,050	4	4067	53 kW	D	1088	17
1004-4	100,000	4	3990	63 kW	D	1087	14	4.99	76,200	4	1624	37 kW	D	1086	1
1006-60T	100,000	6	5984	112 kW	D	1088	16	6.305	91,500	6	5000	73 kW	D	1086	7
1006-60	100,000	6	5984	79 kW	D	1087	14	6.354 V	98,430	6	5798	71 - 87 kW	D	1086	8
1006-6	100,000	6	5984	96 kW	D	1087	15	6.354.2	98,430	6	5798	84 - 87 kW	D	1087	10
1103B-33	105,000	3	3299	43 kW	D	1088	20	6.354.3	98,430	6	5798	86 kW	D	1087	11
1103C-33T	105,000	3	3299	55 kW	D	1088	20	6.354.4	98,430	6	5798	94 kW	D	1087	10
1103C-33	105,000	3	3299	41 - 43 kW	D	1088	20	6.354	98,430	6	5798	71 - 82 kW	D	1087	10
1104A-44	105,000	4	4399	50 - 64 kW	D	1088	20	6.372.4	101,050	6	6100	82 - 87 kW	D	1088	17
1104C-44	105,000	4	4399	50 - 64 kW	D	1088	21	6.372	101,050	6	6100	87 kW	D	1088	18
1104D-44TA	105,000	4	4399	56 - 89 kW	D	1088	20	AD 3.152	91,480	3	2490	28 - 42 kW	D	1086	6
1104D-44T	105,000	4	4399	54 - 73 kW	D	1088	20	AD 4.203	91,480	4	3335	40 - 43 kW	D	1086	6
1104D-44	105,000	4	4399	54 kW	D	1088	20	D 3.152	91,480	3	2503	35 kW	D	1086	6
1104D-E44TA	105,000	4	4399	70 - 100 kW	D	1088	20	D 4.203	91,480	4	3335	40 kW	D	1086	6
1104D-E44T	105,000	4	4399	66 kW	D	1088	20	Phaser 110 T	100,000	4	3990	82 kW	D	1088	16
3.152	91,440	3	2502	22 - 33 kW	D	1086	4	Phaser 160T	100,000	6	5985	119 kW	D	1088	16
4.107	79,380	4	1760	30 kW	D	1086	2	T 6.354	98,430	6	5798	119 kW	D	1087	9
4.108	79,380	4	1760	36 - 42 kW	D	1086	2	T4.236	98,430	4	3866	66 - 76 kW	D	1087	12
4.192	88,930	4	3150	29 - 37 kW	D	1086	3	T6.3544	98,430	6	5798	110 - 119 kW	D	1087	10
4.203	91,480	4	3335	44 kW	D	1086	5	V 8.510	108,000	8	8355	128 kW	D	1088	22
4.212	98,480	4	3475	44 - 47 kW	D	1087	13	V8.540	108,000	8	8846	133 - 134 kW	D	1088	22
4.236 V	98,430	4	3866	57 - 66 kW	D	1086	8								



**76,200 mm**

**1**

4.99 ,

**883626-6**

12,74 x 8,00 x 62,00 | IN | EX

**79,380 mm**

**2**

4.107 , 4.108 ,

**883626-6**

12,74 x 8,00 x 62,00 | IN | EX

**88,930 mm**

**3**

4.192 ,

**883626-6**

12,74 x 8,00 x 62,00 | IN | EX

**91,440 mm**

**4**

3.152 ,

**883626-6**

12,74 x 8,00 x 62,00 | IN | EX

**91,480 mm**

**5**

4.203 ,

**883626-6**

12,74 x 8,00 x 62,00 | IN | EX

**91,480 mm**

**6**

AD 3.152 , AD 4.203 , D 3.152 , D 4.203 ,

**863601-6**

33,40 x 8,00 x 114,30 x 45°

**91,500 mm**

**7**

6.305 ,

**883626-6**

12,74 x 8,00 x 62,00 | IN | EX

**98,430 mm**

**8**

4.236 V , 6.354 V ,

**853604-6**

44,40 x 9,50 x 122,90 x 45°

**863605-6**

36,50 x 9,50 x 123,35 x 45°



## 98,430 mm

9

4.236 , T 6.354 ,

853604-6

883627-6

44,40 x 9,50 x 122,90 x 45°

15,90 x 9,50 x 58,00 | IN

863605-6

883628-6

36,50 x 9,50 x 123,35 x 45°

15,90 x 9,50 x 61,00 | EX

911001-8

Ø 10,00

## 98,430 mm

10

6.354.2 , 6.354.4 , 6.354 , T6.3544 ,

853604-6

883627-6

44,40 x 9,50 x 122,90 x 45°

15,90 x 9,50 x 58,00 | IN

863605-6

883628-6

36,50 x 9,50 x 123,35 x 45°

15,90 x 9,50 x 61,00 | EX

## 98,430 mm

11

6.354.3 ,

853604-6

44,40 x 9,50 x 122,90 x 45°

863605-6

36,50 x 9,50 x 123,35 x 45°

911001-8

Ø 10,00

## 98,430 mm

12

T4.236 ,

883628-6

15,90 x 9,50 x 61,00 | EX

## 98,480 mm

13

4.212 ,

853604-6

883627-6

44,40 x 9,50 x 122,90 x 45°

15,90 x 9,50 x 58,00 | IN

863605-6

36,50 x 9,50 x 123,35 x 45°

## 100,000 mm

14

1004-4 , 1006-60 ,

883628-6

15,90 x 9,50 x 61,00 | EX

## 100,000 mm

15

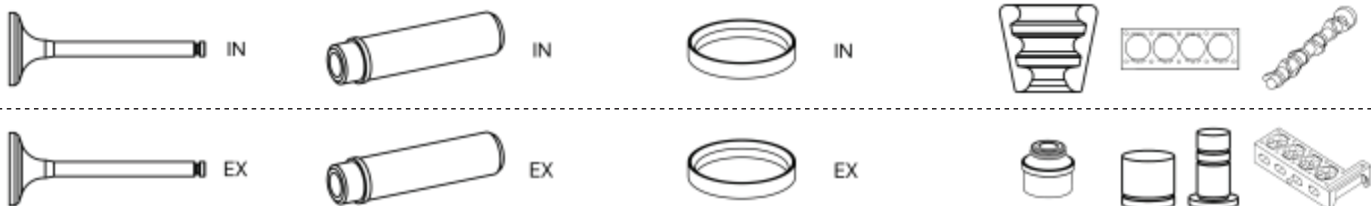
1004-40 , 1006-6 ,

883627-6

15,90 x 9,50 x 58,00 | IN

883628-6

15,90 x 9,50 x 61,00 | EX



## 100,000 mm

16

1004-40T, 1006-60T, Phaser 110 T, Phaser 160T,

**853602-6**

45,10 x 9,50 x 122,85 x 45°

**883628-6**

15,90 x 9,50 x 61,00 | EX

## 101,050 mm

17

4.2482, 4.248, 6.372.4,

**853604-6**

44,40 x 9,50 x 122,90 x 45°

**883627-6**

15,90 x 9,50 x 58,00 | IN

**863605-6**

36,50 x 9,50 x 123,35 x 45°

## 101,050 mm

18

6.372,

**853604-6**

44,40 x 9,50 x 122,90 x 45°

**883627-6**

15,90 x 9,50 x 58,00 | IN

**863605-6**

36,50 x 9,50 x 123,35 x 45°

**883628-6**

15,90 x 9,50 x 61,00 | EX

**911001-8**

Ø 10,00

## 103,000 mm

19

1004-42,

**883627-6**

15,90 x 9,50 x 58,00 | IN

## 105,000 mm

20

1103B-33, 1103C-33T, 1103C-33, 1104A-44, 1104D-44TA, 1104D-44T, 1104D-44, 1104D-E44TA, 1104D-E44T,

**R-9**

## 105,000 mm

21

1104C-44,

**883627-6**

15,90 x 9,50 x 58,00 | IN

## 108,000 mm

22

V 8.510, V8.540,






**911001-8**

Ø 10,00










	ENGINE	00000	ccm			1 POS	
1007 (KM_) 1.4 16V	KFU (ET3J4)	10.05	1360	B	65 kW	1121	19
1007 (KM_) 1.4 HDi	8HX (DV4TD)	04.05	1398	D	50 kW	1120	12
1007 (KM_) 1.4 HDi	8HZ (DV4TD)	04.05	1398	D	50 kW	1120	12
1007 (KM_) 1.4	KFV (TU3A)	04.05	1360	B	54 kW	1123	30
1007 (KM_) 1.4	KFV (TU3JP)	04.05	1360	B	54 kW	1123	30
1007 (KM_) 1.6 16V	NFU (TU5JP4)	04.05	1587	B	80 kW	1125	47
1007 (KM_) 1.6 HDi	9HZ (DV6TED4)	06.07	1560	D	80 kW	1122	22
104 1.0	108C (XV8)	09.83 - 06.88	954	B	32 kW	1119	3
106 I (1A, 1C) 1.0	CDY (TU9M)	09.91 - 04.96	954	B	33 kW	1119	4
106 I (1A, 1C) 1.0	CDZ (TU9M)	09.91 - 04.96	954	B	37 kW	1119	4
106 I (1A, 1C) 1.0	TU9	09.91 - 04.96	954	B	33 kW	1119	4
106 I (1A, 1C) 1.1	HDZ (TU1M)	09.91 - 04.96	1124	B	44 kW	1120	9
106 I (1A, 1C) 1.3	TU2J2	10.93 - 04.96	1294	B	72 kW	1123	33
106 I (1A, 1C) 1.4 D	K9Y (TUD3Y)	09.92 - 04.96	1361	D	37 kW	1123	29
106 I (1A, 1C) 1.4 Le Mans	KFZ (TU3FJ2/Z)	09.91 - 11.94	1361	B	69 kW	1123	32
106 I (1A, 1C) 1.4	K5A (TU3)	08.91 - 03.96	1360	B	51 kW	1123	28
106 I (1A, 1C) 1.4	K6B (TU3FJ2/K)	08.91 - 03.96	1360	B	72 kW	1123	32
106 I (1A, 1C) 1.4	KDX (TU3MC)	09.91 - 04.96	1360	B	55 kW	1123	28
106 I (1A, 1C) 1.4	KDY (TU3M)	09.91 - 04.96	1360	B	55 kW	1123	28
106 I (1A, 1C) 1.5 D	VJY (TUD5)	06.94 - 04.96	1527	D	40 kW	1125	44
106 I (1A, 1C) 1.5 D	VJY (TUD5)	06.94 - 04.96	1527	D	43 kW	1125	44
106 I (1A, 1C) 1.5 D	VJZ (TUD5)	06.94 - 04.96	1527	D	43 kW	1124	36
106 I (1A, 1C) 1.6	NFY (TU5J2)	11.94 - 04.96	1587	B	76 kW	1126	48
106 I (1A, 1C) 1.6	NFZ (TU5JP)	06.93 - 04.96	1587	B	65 kW	1126	48
106 II (1A_, 1C_) 1.0 i	CDY (TU9M)	05.96 - 05.05	954	B	33 kW	1119	4
106 II (1A_, 1C_) 1.0 i	CDZ (TU9M)	04.96 - 12.01	954	B	37 kW	1119	4
106 II (1A_, 1C_) 1.1 BiFuel	HDZ (TU1M+)	04.96 - 03.01	1124	B/G	44 kW	1120	7
106 II (1A_, 1C_) 1.1 i	HDY (TU1M)	01.97 - 03.01	1124	B	40 kW	1120	9
106 II (1A_, 1C_) 1.1 i	HDY (TU1M+)	01.97 - 03.01	1124	B	40 kW	1119	5
106 II (1A_, 1C_) 1.1 i	HDZ (TU1M)	05.96 - 07.04	1124	B	44 kW	1120	9
106 II (1A_, 1C_) 1.1 i	HDZ (TU1M+)	05.96 - 07.04	1124	B	44 kW	1120	7
106 II (1A_, 1C_) 1.1 i	HFX (TU1JP)	05.96 - 07.04	1124	B	44 kW	1120	9
106 II (1A_, 1C_) 1.1	HDZ (TU1M+)	09.00 - 10.02	1124	B	42 kW	1120	7
106 II (1A_, 1C_) 1.4 i	KFW (TU3JP)	05.96 - 07.04	1360	B	55 kW	1123	30
106 II (1A_, 1C_) 1.4 i	KFX (TU3JP)	05.96 - 07.04	1360	B	55 kW	1123	28
106 II (1A_, 1C_) 1.5 D	VJX (TUD5B)	11.96 - 07.04	1527	D	42 kW	1125	44
106 II (1A_, 1C_) 1.5 D	VJY (TUD5)	05.96 - 03.01	1527	D	40 kW	1125	44
106 II (1A_, 1C_) 1.5 D	VJY (TUD5)	11.96 - 07.04	1527	D	42 kW	1125	44
106 II (1A_, 1C_) 1.5 D	VJZ (TUD5)	11.96 - 07.04	1527	D	42 kW	1124	36
106 II (1A_, 1C_) 1.6 S16	NFX (TU5J4)	05.96 - 07.04	1587	B	87 kW	1126	50
106 II (1A_, 1C_) 1.6 S16	NFX (TU5J4)	04.98 - 09.01	1587	B	88 kW	1126	50
106 II (1A_, 1C_) 1.6 i	NFW (TU5J2)	05.96 - 01.01	1587	B	74 kW	1126	48
106 II (1A_, 1C_) 1.6 i	NFY (TU5J2)	05.96 - 01.01	1587	B	74 kW	1126	48
106 II (1A_, 1C_) 1.6 i	NFZ (TU5JP)	05.96 - 10.99	1587	B	65 kW	1126	48
106 Van I Kasten/Schrägheck (1S_) 1.0	CDY (TU9M)	08.91 - 03.96	954	B	33 kW	1119	4
106 Van I Kasten/Schrägheck (1S_) 1.0	TU9	08.91 - 03.96	954	B	33 kW	1119	4
106 Van I Kasten/Schrägheck (1S_) 1.4 D	K9Y (TUD3Y)	08.91 - 03.96	1361	D	37 kW	1123	29
106 Van II Kasten/Schrägheck (1S_) 1.0	CDY (TU9M)	04.96 - 03.01	954	B	33 kW	1119	4
106 Van II Kasten/Schrägheck (1S_) 1.0	TU9	04.96 - 03.01	954	B	33 kW	1119	4
106 Van II Kasten/Schrägheck (1S_) 1.5 D	VJX (TUD5B)	06.96 - 03.01	1527	D	42 kW	1125	44
106 Van II Kasten/Schrägheck (1S_) 1.5 D	VJY (TUD5)	05.96 - 03.01	1527	D	40 kW	1125	44
107 (PM_, PN_) 1.4 HDi	8HT (DV4TD)	06.05 - 05.14	1398	D	40 kW	1120	12
108 1.2	HMT (EB2D)	05.14	1199	B	60 kW	1122	27
108 1.2	HMZ (EB2)	05.14	1199	B	60 kW	1122	27
108 1.2	HMZ (EB2F)	05.14	1199	B	60 kW	1122	27
2008 I (CU_) 1.2 THP 110 / PureTech 110	HNP (EB2ADT)	01.15	1199	B	81 kW	1121	15
2008 I (CU_) 1.2 THP 110 / PureTech 110	HNV (EB2DTM)	01.15	1199	B	81 kW	1121	15
2008 I (CU_) 1.2 THP 110 / PureTech 110	HNZ (EB2DT)	01.15	1199	B	81 kW	1121	15
2008 I (CU_) 1.2 THP 130 / PureTech 130	HNS (EB2ADTS)	01.15	1199	B	96 kW	1121	15
2008 I (CU_) 1.2 THP 130 / PureTech 130	HNY (EB2DTS)	01.15	1199	B	96 kW	1121	15
2008 I (CU_) 1.2 VTi	HMZ (EB2)	03.13 - 12.18	1199	B	60 kW	1122	27
2008 I (CU_) 1.2 VTi	HMZ (EB2F)	03.13 - 12.18	1199	B	60 kW	1122	27

			<b>ccm</b>		<b>kw</b>		<b>1 POS</b>
2008 I (CU_) 1.4 HDi	8HR (DV4C)	06.13	1398	D	50 kW	1120	12
2008 I (CU_) 1.5 BlueHDi 100	YHY (DV5RD)	05.18	1499	D	75 kW	1122	21
2008 I (CU_) 1.5 BlueHDi 120	YHX (DV5RC)	05.18	1499	D	88 kW	1122	21
2008 I (CU_) 1.6 BlueHDi 100	BHY (DV6FD)	01.15	1560	D	73 kW	1121	14
2008 I (CU_) 1.6 BlueHDi 120	BHZ (DV6FC)	07.14	1560	D	88 kW	1121	14
2008 I (CU_) 1.6 BlueHDi 75	BHW (DV6FE)	01.15	1560	D	55 kW	1121	14
2008 I (CU_) 1.6 BlueHDi	BHX (DV6FC)	07.14	1560	D	85 kW	1121	14
2008 I (CU_) 1.6 Flex	5FS (EP6C)	04.15	1598	B/E	90 kW	1124	34
2008 I (CU_) 1.6 Flex	NFP (EC5)	04.15	1587	B/E	90 kW	1125	45
2008 I (CU_) 1.6 Flex	NFP (EC5)	01.19	1587	B/E	87 kW	1125	45
2008 I (CU_) 1.6 Griffes Flex	5FY (EP6DTS)	04.15	1598	B/E	127 kW	1124	39
2008 I (CU_) 1.6 HDi	9HD (DV6C)	03.13	1560	D	84 kW	1121	14
2008 I (CU_) 1.6 HDi	9HD (DV6CTED)	03.13	1560	D	84 kW	1121	14
2008 I (CU_) 1.6 HDi	9HP (DV6DTE)	03.13	1560	D	68 kW	1121	14
2008 I (CU_) 1.6 THP 165	5GZ (EP6FDT)	02.16	1598	B	121 kW	1125	41
2008 I (CU_) 1.6 VTi	5FS (EP6C)	03.13	1598	B	88 kW	1124	34
2008 I (CU_) 1.6 VTi	5FS (EP6C)	05.13	1598	B	85 kW	1124	34
2008 I (CU_) 1.6 VTi	EC5F	02.16	1587	B	85 kW	1125	45
2008 I (CU_) 1.6 VTi	NFP (EC5)	03.13	1587	B	88 kW	1125	45
2008 I (CU_) 1.6 VTi	NFP (EC5)	02.16	1587	B	85 kW	1125	45
2008 I Van (CU_) BlueHDi 100 (CUYHYM)	YHY (DV5RD)	05.18	1499	D	75 kW	1122	21
2008 I Van (CU_) BlueHDi 120 (CUYHXX)	YHX (DV5RC)	05.18	1499	D	88 kW	1122	21
2008 I Van (CU_) PureTech 130 (CUHNYM, CUHNSS)	HNS (EB2ADTS)	01.18	1199	B	96 kW	1121	15
2008 I Van (CU_) PureTech 130 (CUHNYM, CUHNSS)	HNY (EB2DTS)	01.18	1199	B	96 kW	1121	15
2008 II (UD_, US_, UY_, UK_) 1.2 PureTech 100	HNK (EB2ADTD)	11.19	1199	B	74 kW	1121	15
2008 II (UD_, US_, UY_, UK_) 1.2 PureTech 130	HNS (EB2ADTS)	08.19	1199	B	96 kW	1121	15
2008 II (UD_, US_, UY_, UK_) 1.2 THP / PureTech 155 (USHNNS, URHNNS, UXHNJP, URHN-JP,...	HNN (EB2ADTX)	11.19	1199	B	114 kW	1121	15
2008 II (UD_, US_, UY_, UK_) 1.5 BlueHDi 100	YHY (DV5RD)	08.19	1499	D	75 kW	1122	21
2008 II (UD_, US_, UY_, UK_) 1.5 BlueHDi 130	YHZ (DV5RC)	08.19	1499	D	96 kW	1122	21
205 I (741A/C) 1.0	108C (XV8)	02.83 - 10.87	954	B	33 kW	1119	3
205 I (741A/C) 1.6 GTI	180A (XU5J)	12.84 - 10.87	1580	B	76 kW	1128	62
205 I (741A/C) 1.6 GTI	180A (XU5J)	06.85 - 06.87	1580	B	77 kW	1128	62
205 I (741A/C) 1.6 GTI	180Z (XU5J)	12.84 - 10.87	1580	B	76 kW	1128	62
205 I (741A/C) 1.6	B1A (XU51C)	08.86 - 10.87	1580	B	55 kW	1128	62
205 I (741A/C) 1.6	B1E (XU51C)	03.87 - 10.87	1580	B	53 kW	1128	62
205 I (741A/C) 1.6	BAZ (XU5CP)	08.86 - 10.87	1580	B	55 kW	1128	62
205 I (741A/C) 1.7 Diesel	161A (XUD7)	08.83 - 10.87	1769	D	44 kW	1126	52
205 I (741A/C) 1.9 GTI	D6B (XU9JA)	10.86 - 10.87	1905	B	94 kW	1128	62
205 I Cabriolet (741B, 20D) 1.1 CJ	HDZ (TU1M)	10.89 - 12.94	1124	B	44 kW	1120	9
205 I Cabriolet (741B, 20D) 1.1	H1B (TU1)	08.87 - 12.94	1124	B	40 kW	1120	9
205 I Cabriolet (741B, 20D) 1.4 CJ Cat	KAY (TU3CP)	01.89 - 09.93	1361	B	44 kW	1123	28
205 I Cabriolet (741B, 20D) 1.4 CJ	K1D (TU3A)	03.89 - 12.94	1360	B	49 kW	1123	28
205 I Cabriolet (741B, 20D) 1.4 CJ	KDY (TU3M)	01.89 - 11.95	1360	B	55 kW	1123	28
205 I Cabriolet (741B, 20D) 1.4 CJ	KDZ (TU3M)	01.89 - 11.95	1360	B	55 kW	1123	28
205 I Cabriolet (741B, 20D) 1.4	K1D (TU3A)	08.87 - 07.90	1360	B	50 kW	1123	28
205 I Cabriolet (741B, 20D) 1.4	K2B (TU3S)	08.87 - 06.94	1360	B	62 kW	1123	28
205 I Cabriolet (741B, 20D) 1.6 CTI	180A (XU5J)	03.86 - 10.90	1580	B	76 kW	1128	62
205 I Cabriolet (741B, 20D) 1.6 CTI	180Z (XU5J)	03.86 - 10.90	1580	B	76 kW	1128	62
205 I Cabriolet (741B, 20D) 1.9 CTI	DKZ (XU9JAZ)	08.90 - 07.92	1905	B	92 kW	1128	62
205 II (20A/C) 1.0	CDY (TU9M)	08.87 - 07.90	954	B	32 kW	1119	4
205 II (20A/C) 1.0	CDZ (TU9M)	08.92 - 05.97	954	B	37 kW	1119	4
205 II (20A/C) 1.0	TU9	10.87 - 09.98	954	B	33 kW	1119	4
205 II (20A/C) 1.1	H1B (TU1)	10.87 - 07.92	1124	B	40 kW	1120	9
205 II (20A/C) 1.1	HDZ (TU1M)	07.89 - 09.98	1124	B	44 kW	1120	9
205 II (20A/C) 1.3 Rallye	TU24	10.87 - 10.90	1294	B	74 kW	1123	32
205 II (20A/C) 1.4 Cat	KAY (TU3CP)	08.87 - 09.93	1361	B	44 kW	1123	28
205 II (20A/C) 1.4	K1D (TU3A)	10.87 - 10.90	1360	B	49 kW	1123	28
205 II (20A/C) 1.4	K1D (TU3A)	08.90 - 07.92	1360	B	50 kW	1123	28
205 II (20A/C) 1.4	K2B (TU3S)	06.87 - 12.89	1360	B	62 kW	1123	28
205 II (20A/C) 1.4	KDX (TU3MC)	07.88 - 09.98	1360	B	55 kW	1123	28
205 II (20A/C) 1.4	KDY (TU3M)	07.88 - 09.98	1360	B	55 kW	1123	28








205 II (20A/C) 1.4	KDY (TU3M)	07.88 - 09.98	1360	B	55 kW	1123	28
205 II (20A/C) 1.4	KDZ (TU3M)	07.88 - 09.98	1360	B	55 kW	1123	28
205 II (20A/C) 1.4	KDZ (TU3M)	07.88 - 09.98	1360	B	55 kW	1123	28
205 II (20A/C) 1.4	KFX (TU3JP)	07.88 - 09.98	1360	B	55 kW	1123	28
205 II (20A/C) 1.4	TU32	07.88 - 09.98	1360	B	55 kW	1123	28
205 II (20A/C) 1.6 Aut.	B1E (XU51C)	10.87 - 09.98	1580	B	58 kW	1128	62
205 II (20A/C) 1.6 GTI	180A (XU5J)	10.87 - 12.89	1580	B	76 kW	1128	62
205 II (20A/C) 1.6 GTI	180Z (XU5J)	10.87 - 12.89	1580	B	76 kW	1128	62
205 II (20A/C) 1.6	171 (XU5S)	08.90 - 07.92	1580	B	66 kW	1128	62
205 II (20A/C) 1.6	B1A (XU51C)	10.87 - 09.98	1580	B	55 kW	1128	62
205 II (20A/C) 1.6	B1E (XU51C)	10.87 - 09.98	1580	B	53 kW	1128	62
205 II (20A/C) 1.6	BAZ (XU5CP)	10.87 - 09.98	1580	B	55 kW	1128	62
205 II (20A/C) 1.7 Diesel	161A (XUD7)	07.87 - 09.98	1769	D	44 kW	1126	52
205 II (20A/C) 1.8 Diesel	161A (XUD7)	07.87 - 12.00	1769	D	44 kW	1126	52
205 II (20A/C) 1.8 TD	A8B (XUD7TE)	01.90 - 09.98	1769	D	57 kW	1127	54
205 II (20A/C) 1.8 XDT	XUD7T	08.90 - 05.97	1769	D	58 kW	1127	54
205 II (20A/C) 1.9 Diesel	DJZ (XUD9A)	10.87 - 09.98	1905	D	47 kW	1128	61
205 II (20A/C) 1.9 Diesel	XUD9	08.87 - 06.94	1905	D	51 kW	1130	75
205 II (20A/C) 1.9 GTI	D2A (XU92C)	10.87 - 05.89	1905	B	75 kW	1128	62
205 II (20A/C) 1.9 GTI	D6B (XU9JA)	10.87 - 09.98	1905	B	94 kW	1128	62
205 II (20A/C) 1.9 GTI	D6B (XU9JA)	08.90 - 08.96	1905	B	96 kW	1128	62
205 II (20A/C) 1.9 GTI	DKZ (XU9JAZ)	10.87 - 10.94	1905	B	88 kW	1128	62
205 II (20A/C) 1.9	DKZ (XU9JAZ)	08.90 - 05.97	1905	B	89 kW	1128	62
205 Kasten/Schrägheck 1.0	TU9	08.90 - 04.95	954	B	33 kW	1119	4
205 Kasten/Schrägheck 1.1	H1B (TU1)	08.87 - 07.90	1124	B	40 kW	1120	9
205 Kasten/Schrägheck 1.1	HDZ (TU1M)	08.90 - 05.97	1124	B	44 kW	1120	9
205 Kasten/Schrägheck 1.7 Diesel	161A (XUD7)	03.94 - 05.97	1769	D	44 kW	1126	52
205 Kasten/Schrägheck 1.8 DT	XUD7T	08.90 - 12.94	1769	D	58 kW	1127	54
205 Kasten/Schrägheck 1.8 D	A9A (XUD7)	02.83 - 07.90	1769	D	44 kW	1126	52
205 Kasten/Schrägheck 1.9 D	DJY (XUD9A)	08.90 - 07.92	1905	D	47 kW	1129	66
206 CC (2D) 1.6 16V (2DNFUF, 2DNFUR)	NFU (TU5JP4)	09.00 - 12.08	1587	B	80 kW	1125	47
206 CC (2D) 1.6 HDi 110	9HZ (DV6TED4)	04.05 - 02.07	1560	D	80 kW	1122	22
206 CC (2D) 1.6	NFU (TU5JP4)	09.01 - 12.08	1587	B	81 kW	1125	47
206 CC (2D) 2.0 S16	RFN (EW10J4)	09.00 - 11.08	1997	B	100 kW	1132	83
206 SW (2E/K) 1.1	HFX (TU1JP)	07.02 - 02.07	1124	B	44 kW	1120	9
206 SW (2E/K) 1.4 16V	KFU (ET3J4)	10.03	1360	B	65 kW	1121	19
206 SW (2E/K) 1.4 Flex	KFW (TU3JP)	01.06 - 07.08	1360	B/E	59 kW	1123	30
206 SW (2E/K) 1.4 HDi	8HX (DV4TD)	07.02 - 02.07	1398	D	50 kW	1120	12
206 SW (2E/K) 1.4 LPG	KFW (TU3JP)	07.02 - 02.07	1360	B/G	55 kW	1123	30
206 SW (2E/K) 1.4	KFV (TU3A)	07.02 - 02.07	1360	B	55 kW	1123	30
206 SW (2E/K) 1.4	KFW (TU3JP)	07.02 - 02.07	1360	B	55 kW	1123	30
206 SW (2E/K) 1.6 16V	NFU (TU5JP4)	07.02	1587	B	80 kW	1125	47
206 SW (2E/K) 1.6 Flex	NFU (TU5JP4)	05.05 - 07.08	1587	B/E	81 kW	1125	47
206 SW (2E/K) 1.6 Flex	NFU (TU5JP4)	05.05 - 07.08	1587	B/E	83 kW	1125	47
206 SW (2E/K) 1.6 HDi 110	9HZ (DV6TED4)	05.04	1560	D	80 kW	1122	22
206 SW (2E/K) 1.6 LPG	NFU (TU5JP4)	07.02 - 02.07	1587	B/G	80 kW	1125	47
206 SW (2E/K) 1.6	NFU (TU5JP4)	07.02 - 09.09	1587	B	81 kW	1125	47
206 SW (2E/K) 2.0 16V	RFN (EW10J4)	07.02 - 02.07	1997	B	100 kW	1132	83
206 SW (2E/K) 2.0 HDi	RHY (DW10TD)	07.02 - 02.07	1997	D	66 kW	1134	98
206 Schrägheck (2A/C) 1.1 i	HFX (TU1JP)	09.98 - 02.07	1124	B	44 kW	1120	9
206 Schrägheck (2A/C) 1.1 i	HFZ (TU1JP)	09.98 - 02.07	1124	B	44 kW	1120	9
206 Schrägheck (2A/C) 1.1	HFY (TU1JP)	08.98 - 07.00	1124	B	40 kW	1120	8
206 Schrägheck (2A/C) 1.4 16V	KFU (ET3J4)	10.03 - 02.08	1360	B	65 kW	1121	19
206 Schrägheck (2A/C) 1.4 CNG	KFW (TU3A)	05.06 - 09.07	1360	B/G	55 kW	1123	31
206 Schrägheck (2A/C) 1.4 Flex	KFV (TU3A)	01.06 - 11.09	1360	B/E	60 kW	1123	30
206 Schrägheck (2A/C) 1.4 HDi eco 70	8HX (DV4TD)	09.01 - 04.09	1398	D	50 kW	1120	12
206 Schrägheck (2A/C) 1.4 HDi eco 70	8HZ (DV4TD)	09.01 - 04.09	1398	D	50 kW	1120	12
206 Schrägheck (2A/C) 1.4 HDi	8HX (DV4TD)	09.02 - 02.07	1398	D	51 kW	1120	12
206 Schrägheck (2A/C) 1.4 LPG	KFV (TU3JP)	05.06 - 09.07	1360	B/G	55 kW	1123	31
206 Schrägheck (2A/C) 1.4 i	KFW (TU3A)	09.98 - 12.12	1360	B	55 kW	1123	30
206 Schrägheck (2A/C) 1.4 i	KFW (TU3JP)	09.98 - 12.12	1360	B	55 kW	1123	30
206 Schrägheck (2A/C) 1.4 i	KFX (TU3JP)	09.98 - 12.12	1360	B	55 kW	1123	28

			<b>ccm</b>		<b>kw</b>		<b>1</b>	<b>POS</b>
206 Schrägheck (2A/C) 1.6 16V	NFU (TU5JP4)	07.00 - 04.09	1587	B	80 kW	1125	47	
206 Schrägheck (2A/C) 1.6 16V	NFU (TU5JP4)	06.01 - 04.09	1587	B	79 kW	1125	47	
206 Schrägheck (2A/C) 1.6 8V	NFZ (TU5JP)	05.99 - 10.03	1587	B	66 kW	1126	48	
206 Schrägheck (2A/C) 1.6 BiFuel	NFU (TU5JP4)	07.00 - 04.09	1587	B/G	80 kW	1125	47	
206 Schrägheck (2A/C) 1.6 Flex	NFU (TU5JP4)	05.05 - 07.08	1587	B/E	81 kW	1125	47	
206 Schrägheck (2A/C) 1.6 Flex	NFU (TU5JP4)	05.05 - 07.08	1587	B/E	83 kW	1125	47	
206 Schrägheck (2A/C) 1.6 HDi 110	9HY (DV6TED4)	05.04 - 02.07	1560	D	80 kW	1122	22	
206 Schrägheck (2A/C) 1.6 HDi 110	9HZ (DV6TED4)	05.04 - 02.07	1560	D	80 kW	1122	22	
206 Schrägheck (2A/C) 1.6 i	NFZ (TU5JP)	09.98 - 09.04	1587	B	65 kW	1126	48	
206 Schrägheck (2A/C) 1.6	NFU (TU5JP4)	08.99 - 09.09	1587	B	81 kW	1125	47	
206 Schrägheck (2A/C) 1.9 D	WJY (DW8B)	08.98 - 09.09	1868	D	51 kW	1127	59	
206 Schrägheck (2A/C) 1.9 D	WJZ (DW8)	08.98 - 09.09	1868	D	51 kW	1127	59	
206 Schrägheck (2A/C) 2.0 HDi 90	RHY (DW10TD)	12.99 - 09.09	1997	D	66 kW	1134	98	
206 Schrägheck (2A/C) 2.0 RC	RFK (EW10J4S)	10.02 - 12.07	1997	B	130 kW	1132	84	
206 Schrägheck (2A/C) 2.0 RC	RFK (EW10J4S)	07.03 - 02.07	1997	B	132 kW	1132	84	
206 Schrägheck (2A/C) 2.0 S16	RFN (EW10J4)	06.99 - 12.07	1997	B	100 kW	1132	83	
206 Stufenheck 1.4 HDi eco 70	8HZ (DV4TD)	09.08	1398	D	50 kW	1120	12	
206 Stufenheck 1.4	KFV (TU3A)	03.07	1360	B	55 kW	1123	30	
206 Stufenheck 1.4	KFW (TU3JP)	03.07	1360	B	55 kW	1123	30	
206 Stufenheck 1.6 16V	NFU (TU5JP4)	03.07	1587	B	80 kW	1125	47	
206 Van 1.1	HFZ (TU1JP)	09.02 - 02.07	1124	B	44 kW	1120	9	
206 Van 1.4 HDi	8HX (DV4TD)	09.01 - 03.09	1398	D	50 kW	1120	12	
206 Van 1.4 HDi	8HZ (DV4TD)	09.01 - 03.09	1398	D	50 kW	1120	12	
206 Van 1.9 D	WJY (DW8B)	04.99 - 05.07	1868	D	51 kW	1127	59	
206 Van 1.9 D	WJZ (DW8)	04.99 - 05.07	1868	D	51 kW	1127	59	
206+ (2L_, 2M_) 1.1 LPG	HFX (TU1A)	04.09 - 06.13	1124	B/G	44 kW	1119	6	
206+ (2L_, 2M_) 1.1 LPG	HFX (TU1JP)	04.09 - 06.13	1124	B/G	44 kW	1120	9	
206+ (2L_, 2M_) 1.1	HFX (TU1A)	01.09 - 06.13	1124	B	44 kW	1119	6	
206+ (2L_, 2M_) 1.1	HFX (TU1JP)	01.09 - 06.13	1124	B	44 kW	1120	9	
206+ (2L_, 2M_) 1.1	TU1AE5	01.09 - 06.13	1124	B	44 kW	1120	8	
206+ (2L_, 2M_) 1.4 HDi eco 70	8HR (DV4C)	01.09 - 06.13	1398	D	50 kW	1120	12	
206+ (2L_, 2M_) 1.4 HDi eco 70	8HX (DV4TD)	01.09 - 06.13	1398	D	50 kW	1120	12	
206+ (2L_, 2M_) 1.4 HDi eco 70	8HZ (DV4TD)	01.09 - 06.13	1398	D	50 kW	1120	12	
206+ (2L_, 2M_) 1.4 i (2LKFWA, 2MKFWA)	KFV (TU3A)	01.09 - 08.13	1360	B	55 kW	1123	30	
206+ (2L_, 2M_) 1.4 i (2LKFWA, 2MKFWA)	KFW (TU3A)	01.09 - 08.13	1360	B	55 kW	1123	31	
206+ (2L_, 2M_) 1.4 i	KFT (TU3A)	09.10 - 06.13	1360	B	54 kW	1123	28	
206+ (2L_, 2M_) 1.4 i	KFT (TU3AE5)	09.10 - 06.13	1360	B	54 kW	1121	18	
207 (WA_, WC_) 1.4 16V	8FR (EP3)	10.09 - 12.12	1397	B	72 kW	1124	38	
207 (WA_, WC_) 1.4 16V	8FS (EP3)	06.07 - 10.13	1397	B	70 kW	1124	34	
207 (WA_, WC_) 1.4 16V	EP3C	06.07 - 10.13	1397	B	70 kW	1125	42	
207 (WA_, WC_) 1.4 16V	EP3	06.07 - 10.13	1397	B	70 kW	1125	42	
207 (WA_, WC_) 1.4 16V	KFU (ET3J4)	02.06 - 10.13	1360	B	65 kW	1121	19	
207 (WA_, WC_) 1.4 BiFuel	KFV (TU3A)	08.07 - 12.13	1360	B/G	54 kW	1123	30	
207 (WA_, WC_) 1.4 Bioflex	KFW (TU3JP)	08.08 - 12.14	1360	B/E	60 kW	1123	30	
207 (WA_, WC_) 1.4 HDi	8HR (DV4C)	02.06 - 12.15	1398	D	50 kW	1120	12	
207 (WA_, WC_) 1.4 HDi	8HZ (DV4TD)	02.06 - 12.15	1398	D	50 kW	1120	12	
207 (WA_, WC_) 1.4 HDi	8HZ (DV4TD)	02.11 - 12.15	1398	D	52 kW	1120	12	
207 (WA_, WC_) 1.4	KFT (TU3A)	04.06 - 10.13	1360	B	54 kW	1123	28	
207 (WA_, WC_) 1.4	KFT (TU3AE5)	04.06 - 10.13	1360	B	54 kW	1121	18	
207 (WA_, WC_) 1.4	KFV (TU3A)	08.08 - 12.15	1360	B	55 kW	1123	30	
207 (WA_, WC_) 1.4	KFV (TU3A)	02.06 - 10.13	1360	B	53 kW	1123	30	
207 (WA_, WC_) 1.4	KFV (TU3A)	04.06 - 10.13	1360	B	54 kW	1123	30	
207 (WA_, WC_) 1.4	KFW (TU3A)	08.08 - 12.15	1360	B	55 kW	1123	31	
207 (WA_, WC_) 1.6 16V RC	5FY (EP6DTS)	02.07 - 12.12	1598	B	128 kW	1124	39	
207 (WA_, WC_) 1.6 16V Turbo	5FR (EP6DT)	10.09 - 12.12	1598	B	115 kW	1124	39	
207 (WA_, WC_) 1.6 16V Turbo	5FX (EP6DT)	02.06 - 10.13	1598	B	110 kW	1125	41	
207 (WA_, WC_) 1.6 16V VTi	5FS (EP6C)	02.07 - 12.12	1598	B	88 kW	1124	34	
207 (WA_, WC_) 1.6 16V VTi	5FW (EP6)	02.07 - 12.12	1598	B	88 kW	1125	42	
207 (WA_, WC_) 1.6 16V VTi	EP6	02.07 - 12.12	1598	B	88 kW	1125	43	
207 (WA_, WC_) 1.6 16V VTi	EP6	09.08 - 12.12	1598	B	81 kW	1125	43	
207 (WA_, WC_) 1.6 16V	NFU (TU5JP4)	08.08 - 12.13	1587	B	79 kW	1125	47	
207 (WA_, WC_) 1.6 16V	NFU (TU5JP4)	02.06 - 10.13	1587	B	80 kW	1125	47	








207 (WA_ WC_) 1.6 Flex	N6A (TU5JP4)	08.08 - 12.13	1587	B/E	83 kW	1125	45
207 (WA_ WC_) 1.6 HDi 110	9HD (DV6CTED)	08.09 - 12.12	1560	D	82 kW	1121	14
207 (WA_ WC_) 1.6 HDi 110	9HR (DV6C)	08.09 - 12.12	1560	D	82 kW	1121	14
207 (WA_ WC_) 1.6 HDi	9HP (DV6DTE4)	11.09 - 12.12	1560	D	68 kW	1121	14
207 (WA_ WC_) 1.6 HDi	9HV (DV6TED4)	02.06 - 10.13	1560	D	66 kW	1122	24
207 (WA_ WC_) 1.6 HDi	9HV (DV6TED4)	02.06 - 10.13	1560	D	66 kW	1122	24
207 (WA_ WC_) 1.6 HDi	9HV (DV6TED4B)	02.06 - 10.13	1560	D	66 kW	1122	25
207 (WA_ WC_) 1.6 HDi	9HV (DV6TED4BU)	02.06 - 10.13	1560	D	66 kW	1122	25
207 (WA_ WC_) 1.6 HDi	9HX (DV6ATED4)	02.06 - 10.13	1560	D	66 kW	1122	22
207 (WA_ WC_) 1.6 HDi	9HY (DV6TED4)	02.06 - 10.13	1560	D	80 kW	1122	22
207 (WA_ WC_) 1.6 HDi	9HZ (DV6TED4)	02.06 - 10.13	1560	D	80 kW	1122	22
207 (WA_ WC_) 1.6	N6A (TU5JP4)	08.08 - 12.13	1587	B	81 kW	1125	45
207 (WA_ WC_) 1.9 D	WJZ (DW8)	10.08 - 12.12	1868	D	51 kW	1127	59
207 (WA_ WC_) 2.0 HDi	RHY (DW10TD)	10.08 - 12.12	1997	D	66 kW	1134	98
207 CC (WD_) 1.6 16V Turbo	5FR (EP6DT)	10.09 - 12.13	1598	B	115 kW	1124	39
207 CC (WD_) 1.6 16V Turbo	5FV (EP6COT)	10.09 - 12.13	1598	B	115 kW	1124	39
207 CC (WD_) 1.6 16V Turbo	5FX (EP6DT)	02.07 - 12.12	1598	B	110 kW	1125	41
207 CC (WD_) 1.6 16V	5FS (EP6C)	02.07 - 10.13	1598	B	88 kW	1124	34
207 CC (WD_) 1.6 16V	5FW (EP6)	02.07 - 10.13	1598	B	88 kW	1125	42
207 CC (WD_) 1.6 16V	EP6	02.07 - 10.13	1598	B	88 kW	1125	43
207 CC (WD_) 1.6 HDi	9HD (DV6CTED)	08.09 - 10.13	1560	D	82 kW	1121	14
207 CC (WD_) 1.6 HDi	9HR (DV6C)	08.09 - 10.13	1560	D	82 kW	1121	14
207 CC (WD_) 1.6 HDi	9HZ (DV6TED4)	02.07 - 01.15	1560	D	80 kW	1122	22
207 Kasten/Schrägheck (WA_ WC_) 1.4 HDi	8HR (DV4C)	04.07	1398	D	50 kW	1120	12
207 Kasten/Schrägheck (WA_ WC_) 1.4 HDi	8HZ (DV4TD)	04.07	1398	D	50 kW	1120	12
207 Kasten/Schrägheck (WA_ WC_) 1.4	KFV (TU3A)	06.07 - 10.08	1360	B	54 kW	1123	30
207 Kasten/Schrägheck (WA_ WC_) 1.6 HDi	9HP (DV6DTE4)	11.09 - 03.13	1560	D	68 kW	1121	14
207 Kasten/Schrägheck (WA_ WC_) 1.6 HDi	9HV (DV6TED4)	04.07 - 10.12	1560	D	66 kW	1122	24
207 Kasten/Schrägheck (WA_ WC_) 1.6 HDi	9HX (DV6ATED4)	04.07 - 10.12	1560	D	66 kW	1122	22
207 Kasten/Schrägheck (WA_ WC_) 1.6 HDi	9HZ (DV6TED4)	04.06 - 12.12	1560	D	80 kW	1122	22
207 Kasten/Schrägheck (WA_ WC_) 1.6 VTi	5FW (EP6)	03.07 - 12.12	1598	B	88 kW	1125	42
207 SW (WK_) 1.4 16V	8FP (EP3C)	06.07 - 10.13	1397	B	70 kW	1124	35
207 SW (WK_) 1.4 16V	8FS (EP3)	06.07 - 10.13	1397	B	70 kW	1124	34
207 SW (WK_) 1.4 Flex	KFW (TU3JP)	08.08 - 01.13	1360	B/E	59 kW	1123	30
207 SW (WK_) 1.4 LPG	KFT (TU3A)	08.07 - 12.12	1360	B/G	54 kW	1123	28
207 SW (WK_) 1.4 LPG	KFV (TU3A)	08.07 - 12.12	1360	B/G	54 kW	1123	30
207 SW (WK_) 1.4 LPG	KFV (TU3JP)	08.07 - 12.12	1360	B/G	54 kW	1123	30
207 SW (WK_) 1.4	KFT (TU3AE5)	06.07 - 12.12	1360	B	54 kW	1121	18
207 SW (WK_) 1.4	KFV (TU3A)	06.07 - 12.12	1360	B	54 kW	1123	30
207 SW (WK_) 1.6 16V RC	5FY (EP6DTS)	02.07 - 12.12	1598	B	128 kW	1124	39
207 SW (WK_) 1.6 16V Turbo	5FX (EP6DT)	02.07 - 12.12	1598	B	110 kW	1125	41
207 SW (WK_) 1.6 16V	5FS (EP6C)	06.07 - 10.13	1598	B	88 kW	1124	34
207 SW (WK_) 1.6 16V	5FW (EP6)	06.07 - 10.13	1598	B	88 kW	1125	42
207 SW (WK_) 1.6 16V	EP6	06.07 - 10.13	1598	B	88 kW	1125	43
207 SW (WK_) 1.6 Flex	N6A (TU5JP4)	08.08 - 12.13	1587	B/E	83 kW	1125	45
207 SW (WK_) 1.6 HDi	9HD (DV6CTED)	08.09 - 10.13	1560	D	82 kW	1121	14
207 SW (WK_) 1.6 HDi	9HP (DV6DTE4)	11.09 - 12.13	1560	D	68 kW	1121	14
207 SW (WK_) 1.6 HDi	9HR (DV6C)	08.09 - 10.13	1560	D	82 kW	1121	14
207 SW (WK_) 1.6 HDi	9HV (DV6TED4)	06.07 - 12.12	1560	D	66 kW	1122	24
207 SW (WK_) 1.6 HDi	9HV (DV6TED4)	06.07 - 12.12	1560	D	66 kW	1122	24
207 SW (WK_) 1.6 HDi	9HV (DV6TED4B)	06.07 - 12.12	1560	D	66 kW	1122	25
207 SW (WK_) 1.6 HDi	9HV (DV6TED4BU)	06.07 - 12.12	1560	D	66 kW	1122	25
207 SW (WK_) 1.6 HDi	9HX (DV6ATED4)	06.07 - 12.12	1560	D	66 kW	1122	22
207 SW (WK_) 1.6 HDi	9HX (DV6ATED4)	06.07 - 12.12	1560	D	66 kW	1122	22
207 SW (WK_) 1.6 HDi	9HZ (DV6TED4)	06.07 - 12.12	1560	D	80 kW	1122	22
207 SW (WK_) 1.6	N6A (TU5JP4)	08.08 - 12.12	1587	B	81 kW	1125	45
207 SW (WK_) 1.6	NFU (TU5JP4)	08.08 - 12.12	1587	B	81 kW	1125	47
207 SW (WK_) 2.0 HDi	RHY (DW10TD)	10.08 - 12.12	1997	D	66 kW	1134	98
207 SW Kasten/Kombi (WK_) 1.6 HDi	9HX (DV6ATED4)	08.07 - 12.12	1560	D	66 kW	1122	22
207 SW Kasten/Kombi (WK_) 1.6 HDi	9HZ (DV6TED4)	08.07 - 12.12	1560	D	80 kW	1122	22
207 Stufenheck 1.4 Flex	KFW (TU3A)	11.08 - 12.14	1360	B/E	60 kW	1123	31
207 Stufenheck 1.4 Flex	KFV (TU3JP)	11.08 - 12.14	1360	B/E	60 kW	1123	30



			<b>ccm</b>		<b>kw</b>		<b>1</b> POS
207 Stufenheck 1.4	KFT (TU3A)	12.07 - 12.12	1360	B	54 kW	1123	28
207 Stufenheck 1.4	KFV (TU3A)	12.07 - 12.12	1360	B	54 kW	1123	30
207 Stufenheck 1.4	KFW (TU3A)	11.08 - 12.12	1360	B	55 kW	1123	31
207 Stufenheck 1.4	KFW (TU3JP)	11.08 - 12.12	1360	B	55 kW	1123	30
207 Stufenheck 1.6 16V	NFU (TU5JP4)	11.08 - 10.13	1587	B	80 kW	1125	47
207 Stufenheck 1.6 Bioflex	N6A (TU5JP4)	01.08 - 12.13	1587	B/E	83 kW	1125	45
207 Stufenheck 1.6	EP6	02.09 - 10.13	1598	B	81 kW	1125	43
207 Stufenheck 1.9 XSD	WJY (DW8B)	12.07 - 12.12	1868	D	51 kW	1127	59
207 Stufenheck 1.9 XSD	WJZ (DW8)	12.07 - 12.12	1868	D	51 kW	1127	59
207 Stufenheck 2.0 HDi	RHY (DW10TD)	12.07 - 12.12	1997	D	66 kW	1134	98
208 I (CA_ , CC_ ) 1.2 Flex	HMZ (EB2F)	02.16 - 03.20	1199	B/E	66 kW	1122	27
208 I (CA_ , CC_ ) 1.2 GPL	HMX (EB2)	06.15 - 12.19	1199	B/G	60 kW	1122	27
208 I (CA_ , CC_ ) 1.2 GPL	HMZ (EB2F)	06.15 - 12.19	1199	B/G	60 kW	1122	27
208 I (CA_ , CC_ ) 1.2 PureTech 82	HMZ (EB2F)	03.18 - 12.19	1199	B	61 kW	1122	27
208 I (CA_ , CC_ ) 1.2 THP 110	HNP (EB2ADT)	01.13 - 12.19	1199	B	81 kW	1121	15
208 I (CA_ , CC_ ) 1.2 THP 110	HNV (EB2DTM)	01.13 - 12.19	1199	B	81 kW	1121	15
208 I (CA_ , CC_ ) 1.2 THP 110	HNZ (EB2DT)	01.13 - 12.19	1199	B	81 kW	1121	15
208 I (CA_ , CC_ ) 1.2 VTI 82	HMZ (EB2)	03.12 - 12.19	1199	B	60 kW	1122	27
208 I (CA_ , CC_ ) 1.2 VTI 82	HMZ (EB2F)	03.12 - 12.19	1199	B	60 kW	1122	27
208 I (CA_ , CC_ ) 1.2 VTI 68 / PureTech 68	HMP (EB2FB)	08.16 - 12.19	1199	B	50 kW	1122	27
208 I (CA_ , CC_ ) 1.4 GPL	EP3C	10.13 - 12.19	1397	B/G	70 kW	1125	42
208 I (CA_ , CC_ ) 1.4 HDi	8HP (DV4C)	03.12 - 12.19	1398	D	50 kW	1120	10
208 I (CA_ , CC_ ) 1.4 HDi	8HR (DV4C)	03.12 - 12.19	1398	D	50 kW	1120	12
208 I (CA_ , CC_ ) 1.4 VTI	8FP (EP3C)	03.12 - 12.19	1397	B	70 kW	1124	35
208 I (CA_ , CC_ ) 1.4 VTI	8FS (EP3)	03.12 - 12.19	1397	B	70 kW	1124	34
208 I (CA_ , CC_ ) 1.4 VTI	EP3C	03.12 - 12.19	1397	B	70 kW	1125	42
208 I (CA_ , CC_ ) 1.5 BlueHDI 100	YHY (DV5RD)	05.18 - 12.19	1499	D	75 kW	1122	21
208 I (CA_ , CC_ ) 1.5 Flex	YFY (TU4M)	01.13 - 12.16	1449	B/E	68 kW	1121	20
208 I (CA_ , CC_ ) 1.5	YFZ (TU4M)	11.16 - 12.19	1449	B	66 kW	1121	20
208 I (CA_ , CC_ ) 1.6 BlueHDI 100	BHY (DV6FD)	01.15 - 12.19	1560	D	73 kW	1121	14
208 I (CA_ , CC_ ) 1.6 BlueHDI 120	BHZ (DV6FC)	01.15 - 12.19	1560	D	88 kW	1121	14
208 I (CA_ , CC_ ) 1.6 Flex	NFP (EC5)	07.13 - 10.17	1587	B/E	90 kW	1125	45
208 I (CA_ , CC_ ) 1.6 Flex	NFP (EC5)	10.17 - 03.20	1587	B/E	87 kW	1125	45
208 I (CA_ , CC_ ) 1.6 Flex	NFU (TU5JP4)	07.13 - 10.17	1587	B/E	90 kW	1125	47
208 I (CA_ , CC_ ) 1.6 GT Turbo Flex	5FM (EP6CDTM)	02.16 - 03.20	1598	B/E	127 kW	1124	40
208 I (CA_ , CC_ ) 1.6 GTi	5FU (EP6CDTX)	08.12 - 12.19	1598	B	147 kW	1124	39
208 I (CA_ , CC_ ) 1.6 HDi / BlueHDI 75	9HK (DV6ETEDM)	01.13 - 12.19	1560	D	55 kW	1121	14
208 I (CA_ , CC_ ) 1.6 HDi / BlueHDI 75	BHW (DV6FE)	01.13 - 12.19	1560	D	55 kW	1121	14
208 I (CA_ , CC_ ) 1.6 HDi	9HD (DV6C)	03.12 - 12.19	1560	D	84 kW	1121	14
208 I (CA_ , CC_ ) 1.6 HDi	9HD (DV6CTED)	03.12 - 12.19	1560	D	84 kW	1121	14
208 I (CA_ , CC_ ) 1.6 HDi	9HJ (DV6DTEDEM)	03.12 - 12.19	1560	D	68 kW	1121	14
208 I (CA_ , CC_ ) 1.6 HDi	9HP (DV6DTEDEM)	03.12 - 12.19	1560	D	68 kW	1121	14
208 I (CA_ , CC_ ) 1.6 HDi	BHX (DV6FC)	01.15 - 12.19	1560	D	85 kW	1121	14
208 I (CA_ , CC_ ) 1.6 THP 165	5GZ (EP6FDT)	03.15 - 12.19	1598	B	121 kW	1125	41
208 I (CA_ , CC_ ) 1.6 e-HDi	9HR (DV6C)	07.15 - 12.19	1560	D	82 kW	1121	14
208 I (CA_ , CC_ ) 1.6	5FS (EP6C)	03.12 - 12.19	1598	B	88 kW	1124	34
208 I (CA_ , CC_ ) 1.6	5FV (EP6CDT)	03.12 - 12.19	1598	B	115 kW	1124	39
208 I (CA_ , CC_ ) 1.6	EC5F	01.13 - 12.19	1587	B	85 kW	1125	45
208 II (UB_ , UP_ , UW_ , UJ_ ) 1.2 PureTech 100	HNK (EB2ADT)	06.19	1199	B	74 kW	1121	15
208 II (UB_ , UP_ , UW_ , UJ_ ) 1.2 PureTech 130	HNS (EB2ADTS)	06.19	1199	B	96 kW	1121	15
208 II (UB_ , UP_ , UW_ , UJ_ ) 1.2 PureTech 130	HNY (EB2DTS)	06.19	1199	B	96 kW	1121	15
208 II (UB_ , UP_ , UW_ , UJ_ ) 1.5 BlueHDI 100	YHY (DV5RD)	06.19	1499	D	75 kW	1122	21
208 II (UB_ , UP_ , UW_ , UJ_ ) 1.5 BlueHDI 130	YHZ (DV5RC)	09.19	1499	D	96 kW	1122	21
208 II (UB_ , UP_ , UW_ , UJ_ ) 1.6 HDi 90 (UB9HPA)	9HP (DV6DTEDEM)	10.19	1560	D	68 kW	1121	14
208 II (UB_ , UP_ , UW_ , UJ_ ) 1.6 VTI 115 (UWNFPW, UWNFJW)	NFJ (EC5F)	11.19	1587	B	85 kW	1126	49
208 II (UB_ , UP_ , UW_ , UJ_ ) 1.6 VTI 115 (UWNFPW, UWNFJW)	NFP (EC5F)	11.19	1587	B	85 kW	1126	49
208 II (UB_ , UP_ , UW_ , UJ_ ) 208 FlexFuel	NFP (EC5)	01.21	1587	B/E	87 kW	1125	45
208 Kasten/Schrägheck (CR_ ) 1.2 VTI 68 / PureTech 68 (CRHMP6, CRHMM6)	HMP (EB2FB)	06.15 - 12.19	1199	B	50 kW	1122	27
208 Kasten/Schrägheck (CR_ ) 1.2 VTI 82 / PureTech 82 (CRHMZ6, CRHMRP)	HMZ (EB2)	06.15 - 12.19	1199	B	60 kW	1122	27
208 Kasten/Schrägheck (CR_ ) 1.2 VTI 82 / PureTech 82 (CRHMZ6, CRHMRP)	HMZ (EB2F)	06.15 - 12.19	1199	B	60 kW	1122	27
208 Kasten/Schrägheck (CR_ ) 1.4 HDi 68 (CR8HR0)	8HR (DV4C)	02.13 - 12.19	1398	D	50 kW	1120	12
208 Kasten/Schrägheck (CR_ ) 1.5 BlueHdi 100	YHY (DV5RD)	05.18 - 12.19	1499	D	75 kW	1122	21









208 Kasten/Schrägheck (CR_) 1.6 Blue HDi 100	BHY (DV6FD)	06.15 - 12.19	1560	D	73 kW	1121	14
208 Kasten/Schrägheck (CR_) 1.6 BlueHdi 75	BHW (DV6FE)	04.15 - 12.19	1560	D	55 kW	1121	14
208 Kasten/Schrägheck (CR_) 1.6 HDi 92	9HP (DV6DTEd)	03.14 - 12.19	1560	D	68 kW	1121	14
3008 Großraumlimousine (OU_) 1.2	HNY (EB2DTS)	01.15 - 08.16	1199	B	96 kW	1121	15
3008 Großraumlimousine (OU_) 1.6 BlueHdi 120	BHZ (DV6FC)	05.14 - 08.16	1560	D	88 kW	1121	14
3008 Großraumlimousine (OU_) 1.6 HDi 115 / BlueHdi 115	9HC (DV6C)	02.13 - 08.16	1560	D	85 kW	1120	13
3008 Großraumlimousine (OU_) 1.6 HDi 115 / BlueHdi 115	9HD (DV6C)	02.13 - 08.16	1560	D	85 kW	1121	14
3008 Großraumlimousine (OU_) 1.6 HDi 115 / BlueHdi 115	BHX (DV6FC)	02.13 - 08.16	1560	D	85 kW	1121	14
3008 Großraumlimousine (OU_) 1.6 HDi	9HD (DV6CTED)	03.13 - 08.16	1560	D	84 kW	1121	14
3008 Großraumlimousine (OU_) 1.6 HDi	9HR (DV6C)	12.09 - 08.16	1560	D	82 kW	1121	14
3008 Großraumlimousine (OU_) 1.6 HDi	9HZ (DV6TED4)	06.09 - 08.16	1560	D	80 kW	1122	22
3008 Großraumlimousine (OU_) 1.6 THP	5FM (EP6CDTM)	09.10 - 08.17	1598	B	120 kW	1124	40
3008 Großraumlimousine (OU_) 1.6 THP	5FV (EP6CDT)	06.09 - 08.16	1598	B	115 kW	1124	39
3008 Großraumlimousine (OU_) 1.6 THP	5FX (EP6DT)	06.09 - 08.16	1598	B	110 kW	1125	41
3008 Großraumlimousine (OU_) 1.6 Turbo	5GZ (EP6FDT)	05.14 - 12.17	1598	B	121 kW	1125	41
3008 Großraumlimousine (OU_) 1.6 VTi	5FS (EP6C)	06.09 - 08.16	1598	B	88 kW	1124	34
3008 Großraumlimousine (OU_) 1.6 VTi	5FW (EP6)	06.09 - 08.16	1598	B	88 kW	1125	42
3008 Großraumlimousine (OU_) 1.6 VTi	EP6	06.09 - 08.16	1598	B	88 kW	1125	43
3008 Großraumlimousine (OU_) 2.0 HDi 150 / BlueHdi 150	AHX (DW10FD)	06.09 - 08.16	1997	D	110 kW	1131	81
3008 Großraumlimousine (OU_) 2.0 HDi 150 / BlueHdi 150	RHE (DW10CTED4)	06.09 - 08.16	1997	D	110 kW	1134	96
3008 Großraumlimousine (OU_) 2.0 HDi Hybrid4 (OURHCA)	RHC (DW10CTED4)	02.11 - 08.16	1997	D	147 kW	1134	96
3008 Großraumlimousine (OU_) 2.0 HDi	RHD (DW10CB)	09.11 - 08.16	1997	D	100 kW	1134	96
3008 Großraumlimousine (OU_) 2.0 HDi	RHH (DW10CTED4)	06.09 - 08.16	1997	D	120 kW	1132	85
3008 SUV (MC_, MR_, MJ_, M4_) 1.2 THP/ PureTech 130 (MRHNSM, MRHNSU, MRHNSJ, MRHNYW,...	HNS (EB2ADTS)	05.16	1199	B	96 kW	1121	15
3008 SUV (MC_, MR_, MJ_, M4_) 1.2 THP/ PureTech 130 (MRHNSM, MRHNSU, MRHNSJ, MRHNYW,...	HNY (EB2DTS)	05.16	1199	B	96 kW	1121	15
3008 SUV (MC_, MR_, MJ_, M4_) 1.5 BlueHdi 130	YHZ (DV5RC)	02.18	1499	D	96 kW	1122	21
3008 SUV (MC_, MR_, MJ_, M4_) 1.6 BlueHdi 100	BHY (DV6FD)	11.16	1560	D	73 kW	1121	14
3008 SUV (MC_, MR_, MJ_, M4_) 1.6 BlueHdi 115 (MCBHXW, MCBHYB)	BHX (DV6FC)	11.16 - 12.19	1560	D	85 kW	1121	14
3008 SUV (MC_, MR_, MJ_, M4_) 1.6 BlueHdi 120	BHZ (DV6FC)	05.16	1560	D	88 kW	1121	14
3008 SUV (MC_, MR_, MJ_, M4_) 1.6 THP 165 (M45GYW, M45GZW, M45GYV)	5GZ (EP6FDT)	05.16	1598	B	121 kW	1125	41
3008 SUV (MC_, MR_, MJ_, M4_) 2.0 BlueHdi 136	AHV (DW10FD)	11.16	1997	D	100 kW	1134	96
3008 SUV (MC_, MR_, MJ_, M4_) 2.0 BlueHdi 150 (MJAHXH, MJAHXV, MJAHXG, MJAHS, MJARRH,...	AHR (DW10FD)	05.16 - 09.20	1997	D	110 kW	1131	81
3008 SUV (MC_, MR_, MJ_, M4_) 2.0 BlueHdi 150 (MJAHXH, MJAHXV, MJAHXG, MJAHS, MJARRH,...	AHS (DW10FD)	05.16 - 09.20	1997	D	110 kW	1134	96
3008 SUV (MC_, MR_, MJ_, M4_) 2.0 BlueHdi 150 (MJAHXH, MJAHXV, MJAHXG, MJAHS, MJARRH,...	AHX (DW10FD)	05.16 - 09.20	1997	D	110 kW	1131	81
3008 SUV (MC_, MR_, MJ_, M4_) 2.0 BlueHdi 180	AHW (DW10FC)	05.16	1997	D	133 kW	1131	81
3008 Van (OU_) HDi (OURHHT)	RHH (DW10CTED4)	06.09 - 08.16	1997	D	120 kW	1132	85
3008 Van (OU_) HDi 110 (OU9HZ8, OU9HZT)	9HZ (DV6TED4)	06.09 - 08.16	1560	D	80 kW	1122	22
3008 Van (OU_) HDi 150 (OURHEM)	RHE (DW10CTED4)	06.09 - 08.16	1997	D	110 kW	1134	96
3008 Van (MR_, MC_, MJ_) BlueHdi 130 (MCYHQB)	YHZ (DV5RC)	02.18	1499	D	96 kW	1122	21
3008 Van (MR_, MC_, MJ_) PureTech 130 (MRHNYH)	HNY (EB2DTS)	05.16	1199	B	96 kW	1121	15
301 1.2 VTi 72	HMY (EB2M)	11.12	1199	B	53 kW	1122	27
301 1.2 VTi 82	HMZ (EB2F)	12.14	1199	B	60 kW	1122	27
301 1.5 BlueHdi 100	YHY (DV5RD)	05.18	1499	D	75 kW	1122	21
301 1.6 BlueHdi 100	BHY (DV6FD)	04.14	1560	D	73 kW	1121	14
301 1.6 HDi 90	9HF (DV6DTEd)	11.12	1560	D	68 kW	1121	14
301 1.6 HDi 90	9HJ (DV6DTEdM)	11.12	1560	D	68 kW	1121	14
301 1.6 LPG	NFP (EC5)	07.14	1587	B/G	85 kW	1125	45
301 1.6 VTi 115	NFP (EC5)	11.12 - 10.17	1587	B	85 kW	1125	45
305 II (581M) 1.6	171 (XU5S)	07.84 - 08.87	1580	B	66 kW	1128	62
305 II (581M) 1.6	171 (XU5S)	10.82 - 06.84	1580	B	71 kW	1128	62
305 II (581M) 1.6	171 (XU5S)	10.82 - 06.88	1580	B	69 kW	1128	62
305 II (581M) 1.6	B1A (XU51C)	10.82 - 07.88	1580	B	55 kW	1128	62
305 II (581M) 1.6	B1A (XU51C)	11.82 - 12.88	1580	B	58 kW	1128	62
305 II (581M) 1.6	BAZ (XU5CP)	11.86 - 12.88	1580	B	54 kW	1128	62
305 II (581M) 1.8 D	161A (XUD7)	11.82 - 12.88	1769	D	44 kW	1126	52
305 II (581M) 1.8	KF6	11.82 - 12.88	1796	B	59 kW	1131	78
305 II (581M) 1.9 D	162 (XUD9)	10.82 - 07.88	1905	D	47 kW	1128	61
305 II (581M) 1.9 D	162 (XUD9)	10.82 - 07.88	1905	D	48 kW	1128	61
305 II (581M) 1.9 D	D9A (XUD9)	10.82 - 07.88	1905	D	47 kW	1128	61

			<b>ccm</b>		<b>kw</b>		<b>1</b> POS
305 II Break (581E) 1.6	171 (XU5S)	09.83 - 06.84	1580	B	71 kW	1128	62
305 II Break (581E) 1.6	171 (XU5S)	07.84 - 12.87	1580	B	66 kW	1128	62
305 II Break (581E) 1.6	B1A (XU51C)	02.86 - 12.88	1580	B	55 kW	1128	62
305 II Break (581E) 1.6	B1A (XU51C)	11.82 - 12.88	1580	B	58 kW	1128	62
305 II Break (581E) 1.6	BAZ (XU5CP)	11.86 - 12.88	1580	B	54 kW	1128	62
305 II Break (581E) 1.8 D	161A (XUD7)	11.82 - 12.88	1769	D	44 kW	1126	52
305 II Break (581E) 1.9 Diesel	162 (XUD9)	10.82 - 12.88	1905	D	47 kW	1128	61
305 II Break (581E) 1.9 Diesel	162 (XUD9)	10.82 - 12.88	1905	D	48 kW	1128	61
305 II Break (581E) 1.9 Diesel	D9A (XUD9)	10.82 - 12.88	1905	D	47 kW	1128	61
305 Kasten/Kombi (581S) 1.6	B1A (XU51C)	11.82 - 12.88	1580	B	58 kW	1128	62
305 Kasten/Kombi (581S) 1.9 D	D9A (XUD9)	11.82 - 12.88	1905	D	47 kW	1128	61
306 (7B, N3, N5) 1.1	HDZ (TU1M)	06.94 - 05.01	1124	B	44 kW	1120	9
306 (7B, N3, N5) 1.4 SL	KDX (TU3MC)	06.94 - 05.01	1360	B	55 kW	1123	28
306 (7B, N3, N5) 1.4 SL	KFW (TU3JP)	06.94 - 05.01	1360	B	55 kW	1123	30
306 (7B, N3, N5) 1.4 SL	KFX (TU3JP)	06.94 - 05.01	1360	B	55 kW	1123	28
306 (7B, N3, N5) 1.4	K5A (TU3)	04.93 - 10.94	1360	B	48 kW	1123	28
306 (7B, N3, N5) 1.6 SR	NFZ (TU5JP)	06.94 - 10.00	1587	B	65 kW	1126	48
306 (7B, N3, N5) 1.6	NFT (TU5JP)	10.00 - 05.01	1587	B	72 kW	1125	46
306 (7B, N3, N5) 1.6	NFZ (TU5JP)	09.96 - 05.01	1587	B	66 kW	1126	48
306 (7B, N3, N5) 1.8 16V	LFY (XU7JP4)	03.97 - 10.03	1761	B	81 kW	1129	67
306 (7B, N3, N5) 1.8 16V	LFY (XU7JP4)	10.99 - 10.03	1761	B	86 kW	1129	67
306 (7B, N3, N5) 1.8 16V	LFY (XU7JP4)	02.96 - 07.01	1761	B	82 kW	1129	67
306 (7B, N3, N5) 1.8 16V	LFY (XU7JP4)	07.97 - 08.99	1761	B	84 kW	1129	67
306 (7B, N3, N5) 1.8 8V	LFZ (XU7JP)	01.98 - 09.99	1761	B	75 kW	1128	62
306 (7B, N3, N5) 1.8 8V	LFZ (XU7JP)	01.94 - 08.99	1761	B	77 kW	1128	62
306 (7B, N3, N5) 1.8 D	A9A (XUD7)	05.97 - 06.00	1769	D	44 kW	1126	52
306 (7B, N3, N5) 1.8 ST	LFZ (XU7JP)	06.94 - 10.03	1761	B	74 kW	1128	62
306 (7B, N3, N5) 1.8	LFY (XU7JP4)	09.97 - 12.02	1761	B	76 kW	1129	67
306 (7B, N3, N5) 1.8	LFZ (XU7JP)	06.94 - 05.01	1761	B	74 kW	1128	62
306 (7B, N3, N5) 1.9 D	D8A (XUD9TE)	02.94 - 10.02	1905	D	68 kW	1129	69
306 (7B, N3, N5) 1.9 D	DHV (XUD9BSD)	03.98 - 05.01	1905	D	55 kW	1128	65
306 (7B, N3, N5) 1.9 D	DHY (XUD9TE)	02.94 - 10.02	1905	D	68 kW	1130	74
306 (7B, N3, N5) 1.9 D	WJY (DW8B)	09.98 - 05.01	1868	D	51 kW	1127	59
306 (7B, N3, N5) 1.9 D	WJZ (DW8)	09.98 - 05.01	1868	D	51 kW	1127	59
306 (7B, N3, N5) 1.9 D	WJZ (DW8)	01.99 - 08.03	1868	D	52 kW	1127	59
306 (7B, N3, N5) 1.9 D	XUD9TE	02.94 - 10.02	1905	D	68 kW	1131	76
306 (7B, N3, N5) 1.9 SLD	DJY (XUD9A)	06.94 - 05.01	1905	D	50 kW	1129	66
306 (7B, N3, N5) 1.9 SLD	DJZ (XUD9A)	06.94 - 05.01	1905	D	47 kW	1128	61
306 (7B, N3, N5) 1.9 SRDT	D8A (XUD9TE)	06.94 - 05.01	1905	D	66 kW	1129	69
306 (7B, N3, N5) 1.9 SRDT	DHY (XUD9TE)	06.94 - 05.01	1905	D	66 kW	1130	74
306 (7B, N3, N5) 1.9 STD	D9B (XUD9A)	02.94 - 10.95	1905	D	51 kW	1129	68
306 (7B, N3, N5) 1.9 STD	XUD9	02.94 - 10.95	1905	D	51 kW	1130	75
306 (7B, N3, N5) 2.0 HDI 90	RHY (DW10TD)	06.99 - 08.03	1997	D	66 kW	1134	98
306 (7B, N3, N5) 2.0 S16	RFT (XU10J4)	06.94 - 05.01	1998	B	110 kW	1136	107
306 (7B, N3, N5) 2.0 S16	RFY (XU10J4Z)	06.94 - 05.01	1998	B	112 kW	1136	107
306 (7B, N3, N5) 2.0 ST	RFX (XU10J2)	07.94 - 05.01	1998	B	89 kW	1136	106
306 (7B, N3, N5) 2.0	RFV (XU10J4R)	03.97 - 05.01	1998	B	97 kW	1135	102
306 (7B, N3, N5) 2.0	RFV (XU10J4R)	05.97 - 06.00	1998	B	99 kW	1135	102
306 (7B, N3, N5) 2.0	RFX (XU10J2)	11.95 - 06.97	1998	B	92 kW	1136	106
306 Break (7E, N3, N5) 1.4	KFW (TU3JP)	03.97 - 04.02	1360	B	55 kW	1123	30
306 Break (7E, N3, N5) 1.4	KFX (TU3JP)	03.97 - 04.02	1360	B	55 kW	1123	28
306 Break (7E, N3, N5) 1.6	NFT (TU5JP)	10.00 - 04.02	1587	B	72 kW	1125	46
306 Break (7E, N3, N5) 1.6	NFZ (TU5JP)	03.97 - 10.00	1587	B	65 kW	1126	48
306 Break (7E, N3, N5) 1.8 16V	LFY (XU7JP4)	03.97 - 04.02	1761	B	81 kW	1129	67
306 Break (7E, N3, N5) 1.8 16V	LFY (XU7JP4)	03.97 - 07.01	1761	B	82 kW	1129	67
306 Break (7E, N3, N5) 1.8 D	A9A (XUD7)	05.97 - 06.00	1769	D	44 kW	1126	52
306 Break (7E, N3, N5) 1.8	LFZ (XU7JP)	03.97 - 04.02	1761	B	74 kW	1128	62
306 Break (7E, N3, N5) 1.9 D	DHV (XUD9BSD)	03.98 - 04.02	1905	D	55 kW	1128	65
306 Break (7E, N3, N5) 1.9 D	DJY (XUD9A)	03.97 - 04.02	1905	D	50 kW	1129	66
306 Break (7E, N3, N5) 1.9 D	DJY (XUD9A)	05.97 - 05.99	1905	D	51 kW	1129	66
306 Break (7E, N3, N5) 1.9 D	WJY (DW8B)	09.98 - 04.02	1868	D	51 kW	1127	59
306 Break (7E, N3, N5) 1.9 D	WJZ (DW8)	09.98 - 04.02	1868	D	51 kW	1127	59

















306 Break (7E, N3, N5) 1.9 TD	D8A (XUD9TE)	02.97 - 04.02	1905	D	66 kW	1129	69
306 Break (7E, N3, N5) 1.9 TD	DHY (XUD9TE)	02.97 - 04.02	1905	D	66 kW	1130	74
306 Break (7E, N3, N5) 1.9 TD	DHY (XUD9TE)	01.99 - 04.02	1905	D	67 kW	1130	74
306 Break (7E, N3, N5) 1.9 Td	DJY (XUD9A)	07.95 - 08.00	1905	D	52 kW	1129	66
306 Break (7E, N3, N5) 2.0 16V	RFV (XU10J4R)	03.97 - 12.02	1998	B	99 kW	1135	102
306 Break (7E, N3, N5) 2.0 HDI 90	RHY (DW10TD)	06.99 - 04.02	1997	D	66 kW	1134	98
306 Break (7E, N3, N5) 2.0	RFV (XU10J4R)	03.97 - 04.02	1998	B	97 kW	1135	102
306 Cabriolet (7D, N3, N5) 1.6	NFT (TU5JP)	10.00 - 04.02	1587	B	72 kW	1125	46
306 Cabriolet (7D, N3, N5) 1.6	NFZ (TU5JP)	04.96 - 10.00	1587	B	65 kW	1126	48
306 Cabriolet (7D, N3, N5) 1.8 16V	LFY (XU7JP4)	05.97 - 04.02	1761	B	81 kW	1129	67
306 Cabriolet (7D, N3, N5) 1.8	LFZ (XU7JP)	03.94 - 04.02	1761	B	74 kW	1128	62
306 Cabriolet (7D, N3, N5) 1.8	LFZ (XU7JP)	05.97 - 04.99	1761	B	74 kW	1128	62
306 Cabriolet (7D, N3, N5) 1.8	LFZ (XU7JP)	01.94 - 06.97	1761	B	77 kW	1128	62
306 Cabriolet (7D, N3, N5) 2.0 16V	RFV (XU10J4R)	03.97 - 04.02	1998	B	97 kW	1135	102
306 Cabriolet (7D, N3, N5) 2.0 16V	RFV (XU10J4R)	03.97 - 04.02	1998	B	99 kW	1135	102
306 Cabriolet (7D, N3, N5) 2.0	RFX (XU10J2)	03.94 - 04.02	1998	B	89 kW	1136	106
306 Cabriolet (7D, N3, N5) 2.0	RFX (XU10J2)	02.95 - 11.97	1998	B	90 kW	1136	106
306 Cabriolet (7D, N3, N5) 2.0	RFX (XU10J2)	01.94 - 06.97	1998	B	92 kW	1136	106
306 Kasten/Kombi (N_, 7_) 1.4	KFW (TU3A)	03.96 - 07.01	1360	B	55 kW	1123	31
306 Kasten/Kombi (N_, 7_) 1.4	KFW (TU3JP)	03.96 - 07.01	1360	B	55 kW	1123	30
306 Kasten/Kombi (N_, 7_) 1.8 D	A9A (XUD7)	05.97 - 06.00	1769	D	44 kW	1126	52
306 Kasten/Kombi (N_, 7_) 1.9 D	WJY (DW8B)	02.99 - 08.02	1868	D	51 kW	1127	59
306 Kasten/Kombi (N_, 7_) 1.9 D	WJZ (DW8)	02.99 - 08.02	1868	D	51 kW	1127	59
306 Kasten/Kombi (N_, 7_) 1.9 D	XUD9TE	02.94 - 04.99	1905	D	68 kW	1131	76
306 Kasten/Kombi (N_, 7_) 1.9 D	XUD9	05.97 - 05.99	1905	D	50 kW	1130	75
306 Kasten/Kombi (N_, 7_) 1.9 STD	XUD9	02.94 - 05.99	1905	D	51 kW	1130	75
306 Kasten/Kombi (N_, 7_) 2.0 HDi	RHY (DW10TD)	08.98 - 06.00	1997	D	66 kW	1134	98
306 Kasten/Schrägheck 1.1	HDY (TU1M)	07.93 - 12.94	1124	B	44 kW	1120	9
306 Kasten/Schrägheck 1.4	KFX (TU3JP)	03.96 - 07.01	1360	B	55 kW	1123	28
306 Kasten/Schrägheck 1.8 D	A9A (XUD7)	04.93 - 05.99	1769	D	44 kW	1126	52
306 Kasten/Schrägheck 1.9 D	DJY (XUD9A)	05.97 - 05.99	1905	D	50 kW	1129	66
306 Kasten/Schrägheck 1.9 D	WJY (DW8B)	02.99 - 08.01	1868	D	51 kW	1127	59
306 Kasten/Schrägheck 1.9 D	WJZ (DW8)	02.99 - 08.01	1868	D	51 kW	1127	59
306 Kasten/Schrägheck 1.9 STD	D9B (XUD9A)	02.94 - 10.95	1905	D	51 kW	1129	68
306 Kasten/Schrägheck 1.9 STD	DJY (XUD9A)	02.94 - 10.95	1905	D	51 kW	1129	66
306 Schrägheck (7A, 7C, N3, N5) 1.1	HDZ (TU1M)	05.93 - 05.01	1124	B	44 kW	1120	9
306 Schrägheck (7A, 7C, N3, N5) 1.4	KDX (TU3MC)	04.93 - 08.01	1360	B	55 kW	1123	28
306 Schrägheck (7A, 7C, N3, N5) 1.4	KFW (TU3JP)	04.93 - 08.01	1360	B	55 kW	1123	30
306 Schrägheck (7A, 7C, N3, N5) 1.4	KFX (TU3JP)	04.93 - 08.01	1360	B	55 kW	1123	28
306 Schrägheck (7A, 7C, N3, N5) 1.6	NFT (TU5JP)	10.00 - 05.01	1587	B	72 kW	1125	46
306 Schrägheck (7A, 7C, N3, N5) 1.6	NFZ (TU5JP)	05.93 - 10.00	1587	B	65 kW	1126	48
306 Schrägheck (7A, 7C, N3, N5) 1.6	NFZ (TU5JP)	01.93 - 05.01	1587	B	66 kW	1126	48
306 Schrägheck (7A, 7C, N3, N5) 1.8 16V	LFY (XU7JP4)	03.97 - 10.03	1761	B	81 kW	1129	67
306 Schrägheck (7A, 7C, N3, N5) 1.8 16V	LFY (XU7JP4)	10.99 - 10.03	1761	B	86 kW	1129	67
306 Schrägheck (7A, 7C, N3, N5) 1.8 16V	LFY (XU7JP4)	03.97 - 10.03	1761	B	82 kW	1129	67
306 Schrägheck (7A, 7C, N3, N5) 1.8 16V	LFY (XU7JP4)	07.97 - 10.00	1761	B	84 kW	1129	67
306 Schrägheck (7A, 7C, N3, N5) 1.8 8V	LFZ (XU7JP)	02.93 - 09.99	1761	B	75 kW	1128	62
306 Schrägheck (7A, 7C, N3, N5) 1.8 D	A9A (XUD7)	05.93 - 05.01	1769	D	43 kW	1126	52
306 Schrägheck (7A, 7C, N3, N5) 1.8 D	A9A (XUD7)	04.93 - 05.99	1769	D	44 kW	1126	52
306 Schrägheck (7A, 7C, N3, N5) 1.8	LFZ (XU7JP)	05.93 - 10.03	1761	B	74 kW	1128	62
306 Schrägheck (7A, 7C, N3, N5) 1.8	LFZ (XU7JP)	01.93 - 08.99	1761	B	77 kW	1128	62
306 Schrägheck (7A, 7C, N3, N5) 1.9 DT	D8A (XUD9TE)	05.93 - 05.01	1905	D	66 kW	1129	69
306 Schrägheck (7A, 7C, N3, N5) 1.9 DT	DHY (XUD9TE)	05.93 - 05.01	1905	D	66 kW	1130	74
306 Schrägheck (7A, 7C, N3, N5) 1.9 D	D8A (XUD9TE)	01.93 - 10.02	1905	D	68 kW	1129	69
306 Schrägheck (7A, 7C, N3, N5) 1.9 D	D9B (XUD9A)	04.93 - 05.99	1905	D	51 kW	1129	68
306 Schrägheck (7A, 7C, N3, N5) 1.9 D	DHV (XUD9BSD)	03.98 - 05.01	1905	D	55 kW	1128	65
306 Schrägheck (7A, 7C, N3, N5) 1.9 D	DHY (XUD9TE)	01.93 - 10.02	1905	D	68 kW	1130	74
306 Schrägheck (7A, 7C, N3, N5) 1.9 D	DJY (XUD9A)	06.94 - 05.01	1905	D	50 kW	1129	66
306 Schrägheck (7A, 7C, N3, N5) 1.9 D	DJY (XUD9A)	04.93 - 05.99	1905	D	51 kW	1129	66
306 Schrägheck (7A, 7C, N3, N5) 1.9 D	DJZ (XUD9A)	05.93 - 05.01	1905	D	47 kW	1128	61
306 Schrägheck (7A, 7C, N3, N5) 1.9 D	WJY (DW8B)	09.98 - 05.01	1868	D	51 kW	1127	59
306 Schrägheck (7A, 7C, N3, N5) 1.9 D	WJZ (DW8)	09.98 - 05.01	1868	D	51 kW	1127	59

	 ENGINE		ccm		kw		 1 POS
306 Schrägheck (7A, 7C, N3, N5) 1.9 D	WJZ (DW8)	01.99 - 08.03	1868	D	52 kW	1127	59
306 Schrägheck (7A, 7C, N3, N5) 1.9 D	XUD9TE	01.93 - 10.02	1905	D	68 kW	1131	76
306 Schrägheck (7A, 7C, N3, N5) 1.9 D	XUD9	04.93 - 05.99	1905	D	51 kW	1130	75
306 Schrägheck (7A, 7C, N3, N5) 1.9 Td	DJY (XUD9A)	07.95 - 08.00	1905	D	52 kW	1129	66
306 Schrägheck (7A, 7C, N3, N5) 2.0 16V	RFV (XU10J4R)	03.97 - 05.01	1998	B	97 kW	1135	102
306 Schrägheck (7A, 7C, N3, N5) 2.0 16V	RFV (XU10J4R)	03.97 - 06.00	1998	B	99 kW	1135	102
306 Schrägheck (7A, 7C, N3, N5) 2.0 16V	RFV (XU10J4R)	07.97 - 12.01	1998	B	100 kW	1135	102
306 Schrägheck (7A, 7C, N3, N5) 2.0 HDi 90	RHY (DW10TD)	07.97 - 08.03	1997	D	66 kW	1134	98
306 Schrägheck (7A, 7C, N3, N5) 2.0 S16	RFS (XU10J4RS)	06.96 - 05.01	1998	B	120 kW	1135	101
306 Schrägheck (7A, 7C, N3, N5) 2.0 S16	RFT (XU10J4)	08.93 - 05.01	1998	B	110 kW	1136	107
306 Schrägheck (7A, 7C, N3, N5) 2.0 S16	RFT (XU10J4)	07.94 - 08.96	1998	B	111 kW	1136	107
306 Schrägheck (7A, 7C, N3, N5) 2.0 S16	RFT (XU10J4)	05.94 - 12.95	1998	B	114 kW	1136	107
306 Schrägheck (7A, 7C, N3, N5) 2.0 S16	RFY (XU10J4Z)	05.93 - 05.01	1998	B	112 kW	1136	107
306 Schrägheck (7A, 7C, N3, N5) 2.0 S16	RFY (XU10J4Z)	08.93 - 05.01	1998	B	110 kW	1136	107
306 Schrägheck (7A, 7C, N3, N5) 2.0 S16	RFY (XU10J4Z)	07.94 - 08.96	1998	B	111 kW	1136	107
306 Schrägheck (7A, 7C, N3, N5) 2.0 XSi	RFX (XU10J2)	05.93 - 05.01	1998	B	89 kW	1136	106
306 Schrägheck (7A, 7C, N3, N5) 2.0	RFS (XU10J4RS)	01.97 - 05.00	1998	B	123 kW	1135	101
306 Schrägheck (7A, 7C, N3, N5) 2.0	RFS (XU10J4RS)	07.97 - 10.00	1998	B	124 kW	1135	101
306 Schrägheck (7A, 7C, N3, N5) 2.0	RFX (XU10J2)	01.94 - 12.99	1998	B	92 kW	1136	106
307 (3A/C) 1.4 16V	KFU (ET3J4)	11.03 - 07.07	1360	B	65 kW	1121	19
307 (3A/C) 1.4 HDi	8HX (DV4TD)	10.01 - 06.05	1398	D	50 kW	1120	12
307 (3A/C) 1.4 HDi	8HZ (DV4TD)	10.01 - 06.05	1398	D	50 kW	1120	12
307 (3A/C) 1.4	KFW (TU3JP)	08.00 - 09.03	1360	B	55 kW	1123	30
307 (3A/C) 1.6 16V	NFU (TU5JP4)	08.00 - 09.09	1587	B	80 kW	1125	47
307 (3A/C) 1.6 BioFlex	NFU (TU5JP4)	09.07 - 04.09	1587	B/E	80 kW	1125	47
307 (3A/C) 1.6 Flex	N6A (TU5JP4)	07.06 - 12.12	1587	B/E	83 kW	1125	45
307 (3A/C) 1.6 HDi 110	9HY (DV6TED4)	02.04 - 09.09	1560	D	80 kW	1122	22
307 (3A/C) 1.6 HDi 110	9HZ (DV6TED4)	02.04 - 09.09	1560	D	80 kW	1122	22
307 (3A/C) 1.6 HDi	9HV (DV6TED4)	04.05 - 03.09	1560	D	66 kW	1122	24
307 (3A/C) 1.6 HDi	9HV (DV6TED4B)	04.05 - 03.09	1560	D	66 kW	1122	25
307 (3A/C) 1.6 HDi	9HV (DV6TED4BU)	04.05 - 03.09	1560	D	66 kW	1122	25
307 (3A/C) 1.6 HDi	9HX (DV6ATED4)	04.05 - 03.09	1560	D	66 kW	1122	22
307 (3A/C) 1.6 HDi	9HX (DV6AUTED4)	04.05 - 03.09	1560	D	66 kW	1122	26
307 (3A/C) 1.6	NFU (TU5JP4)	01.01 - 04.12	1587	B	81 kW	1125	47
307 (3A/C) 2.0 16V	RFJ (EW10A)	01.01 - 12.09	1997	B	103 kW	1132	83
307 (3A/C) 2.0 16V	RFK (EW10J4S)	06.05 - 09.09	1997	B	130 kW	1132	84
307 (3A/C) 2.0 16V	RFN (EW10J4)	08.00 - 09.09	1997	B	100 kW	1132	83
307 (3A/C) 2.0 16V	RFN (EW10J4)	01.01 - 12.09	1997	B	103 kW	1132	83
307 (3A/C) 2.0 HDi 110	RHS (DW10ATED)	08.00 - 03.12	1997	D	79 kW	1134	98
307 (3A/C) 2.0 HDi 135	RHR (DW10BTED4)	10.03 - 09.09	1997	D	100 kW	1132	85
307 (3A/C) 2.0 HDi 90	RHY (DW10TD)	08.00 - 03.07	1997	D	66 kW	1134	98
307 (3A/C) 2.0	RFJ (EW10A)	02.01 - 12.12	1997	B	105 kW	1132	83
307 (3A/C) 2.0	RFN (EW10J4)	02.01 - 12.12	1997	B	105 kW	1132	83
307 Break (3E) 1.4 16V	KFU (ET3J4)	11.03 - 07.07	1360	B	65 kW	1121	19
307 Break (3E) 1.4 HDi	8HZ (DV4TD)	03.02 - 06.05	1398	D	50 kW	1120	12
307 Break (3E) 1.4	KFW (TU3JP)	04.02 - 09.03	1360	B	55 kW	1123	30
307 Break (3E) 1.6 16V	NFU (TU5JP4)	03.02 - 04.08	1587	B	80 kW	1125	47
307 Break (3E) 1.6 BioFlex	NFU (TU5JP4)	09.07 - 04.08	1587	B/E	80 kW	1125	47
307 Break (3E) 1.6 HDi 110	9HY (DV6TED4)	02.04 - 09.09	1560	D	80 kW	1122	22
307 Break (3E) 1.6 HDi 110	9HZ (DV6TED4)	02.04 - 09.09	1560	D	80 kW	1122	22
307 Break (3E) 1.6 HDi	9HV (DV6TED4B)	04.05 - 04.08	1560	D	66 kW	1122	25
307 Break (3E) 1.6 HDi	9HV (DV6TED4BU)	04.05 - 04.08	1560	D	66 kW	1122	25
307 Break (3E) 1.6 HDi	9HX (DV6ATED4)	04.05 - 04.08	1560	D	66 kW	1122	22
307 Break (3E) 1.6 HDi	9HX (DV6AUTED4)	04.05 - 04.08	1560	D	66 kW	1122	26
307 Break (3E) 2.0 16V	RFJ (EW10A)	03.05 - 09.09	1997	B	103 kW	1132	83
307 Break (3E) 2.0 16V	RFK (EW10J4S)	06.05 - 04.08	1997	B	130 kW	1132	84
307 Break (3E) 2.0 HDi 110	RHS (DW10ATED)	03.02 - 12.09	1997	D	79 kW	1134	98
307 Break (3E) 2.0 HDi 90	RHY (DW10TD)	03.02 - 09.09	1997	D	66 kW	1134	98
307 Break (3E) 2.0 HDi 135	RHR (DW10BTED4)	02.04 - 09.09	1997	D	100 kW	1132	85
307 Break (3E) 2.0	RFN (EW10J4)	03.02 - 09.09	1997	B	100 kW	1132	83
307 CC (3B) 1.6 16V	NFU (TU5JP4)	03.03 - 04.09	1587	B	80 kW	1125	47
307 CC (3B) 2.0 16V	RFJ (EW10A)	12.04 - 04.09	1997	B	103 kW	1132	83








							
307 CC (3B) 2.0 16V	RFJ (EW10A)	03.03 - 06.09	1997	B	105 kW	1132	83
307 CC (3B) 2.0 16V	RFK (EW10J4S)	10.03 - 04.09	1997	B	130 kW	1132	84
307 CC (3B) 2.0 16V	RFK (EW10J4S)	04.05 - 06.09	1997	B	132 kW	1132	84
307 CC (3B) 2.0 16V	RFN (EW10J4)	10.03 - 04.09	1997	B	100 kW	1132	83
307 CC (3B) 2.0 HDi 135	RHR (DW10BTED4)	06.05 - 04.09	1997	D	100 kW	1132	85
307 SW (3H) 1.4 16V	KFU (ET3J4)	11.03 - 07.07	1360	B	65 kW	1121	19
307 SW (3H) 1.4	KFW (TU3JP)	04.02 - 01.04	1360	B	55 kW	1123	30
307 SW (3H) 1.6 16V	NFU (TU5JP4)	03.02 - 04.08	1587	B	80 kW	1125	47
307 SW (3H) 1.6 BioFlex	NFU (TU5JP4)	09.07 - 04.08	1587	B/E	80 kW	1125	47
307 SW (3H) 1.6 HDi 110	9HY (DV6TED4)	11.03 - 10.09	1560	D	80 kW	1122	22
307 SW (3H) 1.6 HDi 110	9HZ (DV6TED4)	11.03 - 10.09	1560	D	80 kW	1122	22
307 SW (3H) 1.6 HDi 90	9HV (DV6TED4B)	04.05 - 04.08	1560	D	66 kW	1122	25
307 SW (3H) 1.6 HDi 90	9HV (DV6TED4BU)	04.05 - 04.08	1560	D	66 kW	1122	25
307 SW (3H) 1.6 HDi 90	9HX (DV6ATED4)	04.05 - 04.08	1560	D	66 kW	1122	22
307 SW (3H) 1.6 HDi 90	9HX (DV6AUTED4)	04.05 - 04.08	1560	D	66 kW	1122	26
307 SW (3H) 2.0 16V	RFJ (EW10A)	03.02 - 09.09	1997	B	103 kW	1132	83
307 SW (3H) 2.0 16V	RFJ (EW10A)	10.05 - 12.09	1997	B	105 kW	1132	83
307 SW (3H) 2.0 16V	RFN (EW10J4)	03.02 - 09.09	1997	B	100 kW	1132	83
307 SW (3H) 2.0 16V	RFN (EW10J4)	03.02 - 09.09	1997	B	103 kW	1132	83
307 SW (3H) 2.0 HDi 110	RHS (DW10ATED)	03.02 - 12.09	1997	D	79 kW	1134	98
307 SW (3H) 2.0 HDi 90	RHY (DW10TD)	03.02 - 09.09	1997	D	66 kW	1134	98
307 SW (3H) 2.0 HDi 135	RHR (DW10BTED4)	02.04 - 12.09	1997	D	100 kW	1132	85
307 SW Kasten/Kombi (3E_, 3H_) 1.4 HDi	8HZ (DV4TD)	04.02 - 06.05	1398	D	51 kW	1120	12
307 SW Kasten/Kombi (3E_, 3H_) 1.6 HDi	9HX (DV6ATED4)	04.06 - 10.08	1560	D	66 kW	1122	22
307 SW Kasten/Kombi (3E_, 3H_) 2.0 HDi	RHR (DW10BTED4)	04.04 - 11.07	1997	D	100 kW	1132	85
307 SW Kasten/Kombi (3E_, 3H_) 2.0 HDi	RHY (DW10TD)	04.03 - 04.08	1997	D	66 kW	1134	98
307 SW Kasten/Kombi (3E_, 3H_) 2.0 HDi	RHZ (DW10ATED)	01.03 - 12.09	1997	D	79 kW	1134	98
307 Stufenheck 1.6 Flex	NFU (TU5JP4)	08.06 - 12.12	1587	B/E	83 kW	1125	47
307 Stufenheck 1.6	NFU (TU5JP4)	01.01 - 12.12	1587	B	81 kW	1125	47
307 Stufenheck 2.0 Flex	RFJ (EW10A)	08.08 - 04.09	1997	B/E	105 kW	1132	83
307 Stufenheck 2.0 Flex	RFN (EW10J4)	08.08 - 04.09	1997	B/E	105 kW	1132	83
307 Stufenheck 2.0 HDi	RHY (DW10TD)	09.06 - 10.10	1997	D	66 kW	1134	98
307 Stufenheck 2.0 HDi	RHZ (DW10ATED)	03.04 - 03.12	1997	D	80 kW	1134	98
307 Stufenheck 2.0	RFJ (EW10A)	03.04 - 12.12	1997	B	105 kW	1132	83
307 Stufenheck 2.0	RFN (EW10J4)	03.04 - 12.12	1997	B	105 kW	1132	83
308 CC (4B_) 1.6 16V	5FV (EP6CDT)	06.09 - 12.14	1598	B	115 kW	1124	39
308 CC (4B_) 1.6 16V	5FX (EP6DT)	06.09 - 12.14	1598	B	110 kW	1125	41
308 CC (4B_) 1.6 16V	EP6	06.09 - 12.14	1598	B	88 kW	1125	43
308 CC (4B_) 1.6 HDi	9HD (DV6C)	03.13 - 12.14	1560	D	84 kW	1121	14
308 CC (4B_) 1.6 HDi	9HR (DV6C)	06.09 - 12.14	1560	D	82 kW	1121	14
308 CC (4B_) 1.6 HDi	9HZ (DV6TED4)	03.13 - 12.14	1560	D	84 kW	1122	22
308 CC (4B_) 1.6 HDi	9HZ (DV6TED4)	02.09 - 05.12	1560	D	82 kW	1122	22
308 CC (4B_) 1.6 THP	5FM (EP6CDTM)	08.12 - 12.14	1598	B	120 kW	1124	40
308 CC (4B_) 1.6 THP	EP6CDTX	10.10 - 12.14	1598	B	147 kW	1124	37
308 CC (4B_) 2.0 CVVT	RFJ (EW10A)	07.09 - 12.14	1997	B	103 kW	1132	83
308 CC (4B_) 2.0 HDi	RHF (DW10BTED4)	04.09 - 12.12	1997	D	103 kW	1134	96
308 CC (4B_) 2.0 HDi	RHH (DW10CTED4)	06.09 - 12.14	1997	D	120 kW	1132	85
308 CC (4B_) 2.0 HDi	RHR (DW10BTED4)	04.09 - 12.14	1997	D	100 kW	1132	85
308 I (4A_, 4C_) 1.4 16V	8FR (EP3)	12.09 - 10.14	1397	B	72 kW	1124	38
308 I (4A_, 4C_) 1.4 16V	8FS (EP3)	09.07 - 10.14	1397	B	70 kW	1124	34
308 I (4A_, 4C_) 1.4 16V	EP3	09.07 - 10.14	1397	B	70 kW	1125	42
308 I (4A_, 4C_) 1.6 16V	5FS (EP6C)	09.07 - 10.14	1598	B	88 kW	1124	34
308 I (4A_, 4C_) 1.6 16V	5FW (EP6)	09.07 - 10.14	1598	B	88 kW	1125	42
308 I (4A_, 4C_) 1.6 16V	5FX (EP6DT)	09.07 - 10.14	1598	B	110 kW	1125	41
308 I (4A_, 4C_) 1.6 16V	5FY (EP6DTS)	03.08 - 10.14	1598	B	128 kW	1124	39
308 I (4A_, 4C_) 1.6 BioFlex	NFP (EC5)	02.12 - 12.16	1587	B/E	90 kW	1125	45
308 I (4A_, 4C_) 1.6 BioFlex	NFU (TU5JP4)	04.08 - 10.14	1587	B/E	80 kW	1125	47
308 I (4A_, 4C_) 1.6 BioFlex	NFU (TU5JP4)	02.12 - 12.16	1587	B/E	90 kW	1125	47
308 I (4A_, 4C_) 1.6 GTi	EP6CDTX	07.10 - 10.14	1598	B	147 kW	1124	37
308 I (4A_, 4C_) 1.6 HDi	9HD (DV6C)	12.11 - 12.15	1560	D	84 kW	1121	14
308 I (4A_, 4C_) 1.6 HDi	9HJ (DV6DTEDM)	11.09 - 10.14	1560	D	68 kW	1121	14
308 I (4A_, 4C_) 1.6 HDi	9HP (DV6DTEd)	11.09 - 10.14	1560	D	68 kW	1121	14

			<b>ccm</b>		<b>kw</b>		<b>1</b>	<b>POS</b>
308 I (4A_, 4C_) 1.6 HDi	9HR (DV6C)	12.09 - 10.14	1560	D	82 kW	1121	14	
308 I (4A_, 4C_) 1.6 HDi	9HV (DV6TED4)	09.07 - 10.14	1560	D	66 kW	1122	24	
308 I (4A_, 4C_) 1.6 HDi	9HV (DV6TED4B)	09.07 - 10.14	1560	D	66 kW	1122	25	
308 I (4A_, 4C_) 1.6 HDi	9HV (DV6TED4BU)	09.07 - 10.14	1560	D	66 kW	1122	25	
308 I (4A_, 4C_) 1.6 HDi	9HX (DV6ATED4)	09.07 - 10.14	1560	D	66 kW	1122	22	
308 I (4A_, 4C_) 1.6 HDi	9HY (DV6TED4)	09.07 - 10.14	1560	D	80 kW	1122	22	
308 I (4A_, 4C_) 1.6 HDi	9HZ (DV6TED4)	09.07 - 10.14	1560	D	80 kW	1122	22	
308 I (4A_, 4C_) 1.6 THP 16V	5FV (EP6CDT)	10.09 - 10.14	1598	B	115 kW	1124	39	
308 I (4A_, 4C_) 1.6	5FM (EP6CDTM)	09.09 - 12.16	1598	B	121 kW	1124	40	
308 I (4A_, 4C_) 1.6	NFP (EC5)	12.11 - 12.15	1587	B	85 kW	1125	45	
308 I (4A_, 4C_) 2.0 Bioflex	RFJ (EW10A)	02.12 - 12.16	1997	B/E	111 kW	1132	83	
308 I (4A_, 4C_) 2.0 Bioflex	RFJ (EW10A)	01.08 - 12.12	1997	B/E	103 kW	1132	83	
308 I (4A_, 4C_) 2.0 HDi	RHE (DW10CTED4)	10.11 - 10.14	1997	D	110 kW	1134	96	
308 I (4A_, 4C_) 2.0 HDi	RHH (DW10CTED4)	04.12 - 10.14	1997	D	120 kW	1132	85	
308 I (4A_, 4C_) 2.0 HDi	RHR (DW10BTED4)	09.07 - 10.14	1997	D	100 kW	1132	85	
308 I (4A_, 4C_) 2.0 HDi	RHR (DW10BTED4)	07.10 - 12.12	1997	D	103 kW	1132	85	
308 I (4A_, 4C_) 2.0	RFJ (EW10A)	02.09 - 12.14	1997	B	105 kW	1132	83	
308 II (LB_, LP_, LW_, LH_, L3_) 1.2 THP 110	HNP (EB2ADT)	11.13 - 06.21	1199	B	81 kW	1121	15	
308 II (LB_, LP_, LW_, LH_, L3_) 1.2 THP 110	HNV (EB2DTM)	11.13 - 06.21	1199	B	81 kW	1121	15	
308 II (LB_, LP_, LW_, LH_, L3_) 1.2 THP 110	HNZ (EB2DT)	11.13 - 06.21	1199	B	81 kW	1121	15	
308 II (LB_, LP_, LW_, LH_, L3_) 1.2 THP 130	HNS (EB2ADTS)	11.13 - 06.21	1199	B	96 kW	1121	15	
308 II (LB_, LP_, LW_, LH_, L3_) 1.2 THP 130	HNY (EB2DTS)	11.13 - 06.21	1199	B	96 kW	1121	15	
308 II (LB_, LP_, LW_, LH_, L3_) 1.2 VTi 72	HMZ (EB2F)	09.13 - 06.21	1199	B	60 kW	1122	27	
308 II (LB_, LP_, LW_, LH_, L3_) 1.5 BlueHDI 100	YHY (DV5RD)	05.18 - 06.21	1499	D	75 kW	1122	21	
308 II (LB_, LP_, LW_, LH_, L3_) 1.5 BlueHDI 130	YHZ (DV5RC)	06.17 - 06.21	1499	D	96 kW	1122	21	
308 II (LB_, LP_, LW_, LH_, L3_) 1.6 BlueHDI 120	BHZ (DV6FC)	11.13 - 06.21	1560	D	88 kW	1121	14	
308 II (LB_, LP_, LW_, LH_, L3_) 1.6 Flex	5FM (EP6CDTM)	11.15 - 02.19	1598	B/E	127 kW	1124	40	
308 II (LB_, LP_, LW_, LH_, L3_) 1.6 HDi / BlueHDI 115	9HC (DV6C)	09.13 - 06.21	1560	D	85 kW	1120	13	
308 II (LB_, LP_, LW_, LH_, L3_) 1.6 HDi / BlueHDI 115	BHX (DV6FC)	09.13 - 06.21	1560	D	85 kW	1121	14	
308 II (LB_, LP_, LW_, LH_, L3_) 1.6 HDi / BlueHDI 115	BHZ (DV6FC)	09.13 - 06.21	1560	D	85 kW	1121	14	
308 II (LB_, LP_, LW_, LH_, L3_) 1.6 HDi 100	BHY (DV6FD)	04.14 - 06.21	1560	D	73 kW	1121	14	
308 II (LB_, LP_, LW_, LH_, L3_) 1.6 HDi	9HP (DV6DTE)	09.13 - 06.21	1560	D	68 kW	1121	14	
308 II (LB_, LP_, LW_, LH_, L3_) 1.6 THP 125	5FA (EP6CDT)	09.13 - 06.21	1598	B	92 kW	1125	41	
308 II (LB_, LP_, LW_, LH_, L3_) 1.6 THP 163	5FM (EP6CDTM)	06.14 - 06.21	1598	B	120 kW	1124	40	
308 II (LB_, LP_, LW_, LH_, L3_) 1.6 THP	5FV (EP6CDT)	09.13 - 06.21	1598	B	115 kW	1124	39	
308 II (LB_, LP_, LW_, LH_, L3_) 1.6 VTi 115	NFP (EC5)	05.15 - 06.21	1587	B	85 kW	1125	45	
308 II (LB_, LP_, LW_, LH_, L3_) 2.0 BlueHDI 150	AHX (DW10FD)	11.13 - 06.21	1997	D	110 kW	1131	81	
308 II (LB_, LP_, LW_, LH_, L3_) 2.0 GT BlueHDI 180	AHW (DW10FC)	06.14 - 06.21	1997	D	133 kW	1131	81	
308 II (LB_, LP_, LW_, LH_, L3_) 2.0 GT BlueHDI 180	AHW (DW10FC)	05.16 - 06.21	1997	D	132 kW	1131	81	
308 III (FB_, FH_, FP_, F3_) BlueHDI 130 (FBYHZL, FBYHZT)	YHZ (DV5RC)	07.21	1499	D	96 kW	1122	21	
308 III (FB_, FH_, FP_, F3_) PureTech 110 (FPHNPL)	HNP (EB2ADT)	07.21	1199	B	81 kW	1121	15	
308 III (FB_, FH_, FP_, F3_) PureTech 130 (FPHNPL, FPHNST)	HNS (EB2ADTS)	07.21	1199	B	96 kW	1121	15	
308 Kasten/Schrägheck (LB_) 1.5 BlueHDI 130 (LBZHYP)	YHZ (DV5RC)	06.17 - 06.21	1499	D	96 kW	1122	21	
308 Kasten/Schrägheck (LB_) 1.6 BlueHDI 120 (LBBHJM)	BHX (DV6FC)	03.15 - 06.21	1560	D	88 kW	1121	14	
308 Kasten/Schrägheck (LB_) 1.6 e-HDi 115 (LB9HCG)	9HC (DV6C)	03.15 - 06.21	1560	D	85 kW	1120	13	
308 SW I (4E_, 4H_) 1.4 16V	8FR (EP3)	12.09 - 10.14	1397	B	72 kW	1124	38	
308 SW I (4E_, 4H_) 1.4 16V	8FS (EP3)	09.07 - 10.14	1397	B	70 kW	1124	34	
308 SW I (4E_, 4H_) 1.6 16V	5FS (EP6C)	09.07 - 10.14	1598	B	88 kW	1124	34	
308 SW I (4E_, 4H_) 1.6 16V	5FW (EP6)	09.07 - 10.14	1598	B	88 kW	1125	42	
308 SW I (4E_, 4H_) 1.6 16V	5FX (EP6DT)	09.07 - 10.14	1598	B	110 kW	1125	41	
308 SW I (4E_, 4H_) 1.6 16V	5FY (EP6DTS)	03.08 - 10.14	1598	B	128 kW	1124	39	
308 SW I (4E_, 4H_) 1.6 Bioflex	NFU (TU5JP4)	03.09 - 10.14	1587	B/E	82 kW	1125	47	
308 SW I (4E_, 4H_) 1.6 HDi	9HD (DV6C)	03.13 - 10.14	1560	D	84 kW	1121	14	
308 SW I (4E_, 4H_) 1.6 HDi	9HP (DV6DTE)	11.09 - 10.14	1560	D	68 kW	1121	14	
308 SW I (4E_, 4H_) 1.6 HDi	9HR (DV6C)	12.09 - 10.14	1560	D	82 kW	1121	14	
308 SW I (4E_, 4H_) 1.6 HDi	9HV (DV6TED4B)	09.07 - 10.14	1560	D	66 kW	1122	25	
308 SW I (4E_, 4H_) 1.6 HDi	9HV (DV6TED4BU)	09.07 - 10.14	1560	D	66 kW	1122	25	
308 SW I (4E_, 4H_) 1.6 HDi	9HX (DV6ATED4)	09.07 - 10.14	1560	D	66 kW	1122	22	
308 SW I (4E_, 4H_) 1.6 HDi	9HY (DV6TED4)	09.07 - 10.14	1560	D	80 kW	1122	22	
308 SW I (4E_, 4H_) 1.6 HDi	9HZ (DV6TED4)	09.07 - 10.14	1560	D	80 kW	1122	22	
308 SW I (4E_, 4H_) 1.6 THP 16V	5FV (EP6CDT)	10.09 - 10.14	1598	B	115 kW	1124	39	
308 SW I (4E_, 4H_) 2.0 Bioflex	RFJ (EW10A)	01.08 - 12.11	1997	B/E	103 kW	1132	83	








308 SW I (4E_, 4H_) 2.0 HDi	RHE (DW10CTED4)	04.11 - 10.14	1997	D	110 kW	1134	96
308 SW I (4E_, 4H_) 2.0 HDi	RHH (DW10CTED4)	06.09 - 10.14	1997	D	120 kW	1132	85
308 SW I (4E_, 4H_) 2.0 HDi	RHR (DW10BTED4)	09.07 - 12.12	1997	D	100 kW	1132	85
308 SW I (4E_, 4H_) 2.0 HDi	RHR (DW10BTED4)	09.07 - 10.14	1997	D	103 kW	1132	85
308 SW I Kasten/Kombi (4E_) 1.6 HDi	9HX (DV6ATED4)	01.08 - 12.11	1560	D	66 kW	1122	22
308 SW I Kasten/Kombi (4E_) 1.6 HDi	9HZ (DV6TED4)	01.08 - 12.12	1560	D	80 kW	1122	22
308 SW I Kasten/Kombi (4E_) 2.0 HDi	RHR (DW10BTED4)	01.08 - 12.11	1997	D	100 kW	1132	85
308 SW II (LC_, LJ_, LR_, LX_, L4_) 1.2 THP 110	HNP (EB2ADT)	03.14 - 06.21	1199	B	81 kW	1121	15
308 SW II (LC_, LJ_, LR_, LX_, L4_) 1.2 THP 110	HNV (EB2DTM)	03.14 - 06.21	1199	B	81 kW	1121	15
308 SW II (LC_, LJ_, LR_, LX_, L4_) 1.2 THP 110	HNZ (EB2DT)	03.14 - 06.21	1199	B	81 kW	1121	15
308 SW II (LC_, LJ_, LR_, LX_, L4_) 1.2 THP 130	HNS (EB2ADTS)	03.14 - 06.21	1199	B	96 kW	1121	15
308 SW II (LC_, LJ_, LR_, LX_, L4_) 1.2 THP 130	HNY (EB2DTS)	03.14 - 06.21	1199	B	96 kW	1121	15
308 SW II (LC_, LJ_, LR_, LX_, L4_) 1.5 BlueHDi 100	YHY (DV5RD)	04.18 - 06.21	1499	D	75 kW	1122	21
308 SW II (LC_, LJ_, LR_, LX_, L4_) 1.5 BlueHDi 130	YHZ (DV5RC)	06.17 - 06.21	1499	D	96 kW	1122	21
308 SW II (LC_, LJ_, LR_, LX_, L4_) 1.6 BlueHDi 100	BHY (DV6FD)	04.14 - 06.21	1560	D	73 kW	1121	14
308 SW II (LC_, LJ_, LR_, LX_, L4_) 1.6 BlueHDi 120	BHZ (DV6FC)	03.14 - 06.21	1560	D	88 kW	1121	14
308 SW II (LC_, LJ_, LR_, LX_, L4_) 1.6 HDi / BlueHDi 115 (LCBHXM, LCBHXT)	9HC (DV6C)	03.14 - 06.21	1560	D	85 kW	1120	13
308 SW II (LC_, LJ_, LR_, LX_, L4_) 1.6 HDi / BlueHDi 115 (LCBHXM, LCBHXT)	BHX (DV6FC)	03.14 - 06.21	1560	D	85 kW	1121	14
308 SW II (LC_, LJ_, LR_, LX_, L4_) 1.6 HDi / BlueHDi 115 (LCBHXM, LCBHXT)	BHZ (DV6FC)	03.14 - 06.21	1560	D	85 kW	1121	14
308 SW II (LC_, LJ_, LR_, LX_, L4_) 1.6 HDi 92	9HP (DV6DTE)	03.14 - 06.21	1560	D	68 kW	1121	14
308 SW II (LC_, LJ_, LR_, LX_, L4_) 1.6 PureTech 225 (L45GGR)	5GG (EP6FADTX)	01.18 - 06.21	1598	B	165 kW	1124	40
308 SW II (LC_, LJ_, LR_, LX_, L4_) 1.6 THP 125	5FA (EP6CDT)	03.14 - 06.21	1598	B	92 kW	1125	41
308 SW II (LC_, LJ_, LR_, LX_, L4_) 1.6 THP 155	5FV (EP6CDT)	03.14 - 06.21	1598	B	115 kW	1124	39
308 SW II (LC_, LJ_, LR_, LX_, L4_) 1.6 VTi (LWNFPA)	NFP (EC5)	03.14 - 06.21	1587	B	85 kW	1125	45
308 SW II (LC_, LJ_, LR_, LX_, L4_) 2.0 BlueHDi 150	AHR (DW10FD)	03.14 - 06.21	1997	D	110 kW	1131	81
308 SW II (LC_, LJ_, LR_, LX_, L4_) 2.0 GT BlueHDi 180	AHW (DW10FC)	06.17 - 06.21	1997	D	132 kW	1131	81
308 SW II (LC_, LJ_, LR_, LX_, L4_) 2.0 GT HDi 180 / BlueHDi 180	AHW (DW10FC)	06.14 - 06.21	1997	D	133 kW	1131	81
308 SW II Kasten/Kombi (LC_) 1.5 BlueHDi 130 (LCYHZP)	YHZ (DV5RC)	06.17 - 06.21	1499	D	96 kW	1122	21
308 SW II Kasten/Kombi (LC_) 1.6 BlueHDi	BHY (DV6FD)	04.14 - 06.21	1560	D	73 kW	1121	14
308 SW III (FC_, FJ_, FR_, F4_) BlueHDi 130 (FCYHZL, FCYHZT)	YHZ (DV5RC)	07.21	1499	D	96 kW	1122	21
308 SW III (FC_, FJ_, FR_, F4_) PureTech 110 (FRHNPL)	HNP (EB2ADT)	07.21	1199	B	81 kW	1121	15
308 SW III (FC_, FJ_, FR_, F4_) PureTech 130 (FRHNSL, FRHNST)	HNS (EB2ADTS)	07.21	1199	B	96 kW	1121	15
309 I (10C, 10A) 1.4	K1D (TU3A)	03.89 - 07.89	1360	B	49 kW	1123	28
309 I (10C, 10A) 1.4	K2B (TU3S)	08.88 - 08.89	1360	B	62 kW	1123	28
309 I (10C, 10A) 1.4	KDY (TU3M)	03.89 - 07.89	1360	B	55 kW	1123	28
309 I (10C, 10A) 1.4	KDZ (TU3M)	03.89 - 07.89	1360	B	55 kW	1123	28
309 I (10C, 10A) 1.6 Cat	BAZ (XU5CP)	09.86 - 12.89	1580	B	55 kW	1128	62
309 I (10C, 10A) 1.6	180Z (XU5J)	11.85 - 09.88	1580	B	76 kW	1128	62
309 I (10C, 10A) 1.6	B1A (XU51C)	10.85 - 07.89	1580	B	55 kW	1128	62
309 I (10C, 10A) 1.6	B1A (XU51C)	10.85 - 07.89	1580	B	59 kW	1128	62
309 I (10C, 10A) 1.6	B1D (XU51C)	10.85 - 07.89	1580	B	59 kW	1128	62
309 I (10C, 10A) 1.6	B1E (XU51C)	08.87 - 07.89	1580	B	53 kW	1128	62
309 I (10C, 10A) 1.6	B6B (XU5J)	11.85 - 09.88	1580	B	76 kW	1128	62
309 I (10C, 10A) 1.9 D	162 (XUD9)	10.85 - 07.89	1905	D	47 kW	1128	61
309 I (10C, 10A) 1.9 D	D9A (XUD9)	10.85 - 07.89	1905	D	47 kW	1128	61
309 I (10C, 10A) 1.9 GTI	D6B (XU9JA)	10.86 - 07.89	1905	B	94 kW	1128	62
309 I (10C, 10A) 1.9 GTI	D6B (XU9JA)	10.85 - 08.89	1905	B	96 kW	1128	62
309 I (10C, 10A) 1.9 GTI	DKZ (XU9JAZ)	07.88 - 07.89	1905	B	88 kW	1128	62
309 I (10C, 10A) 1.9	DDZ (XU9M)	07.88 - 07.89	1905	B	80 kW	1128	62
309 II (3C, 3A) 1.1	H1B (TU1)	09.89 - 10.93	1124	B	40 kW	1120	9
309 II (3C, 3A) 1.1	HDZ (TU1M)	08.90 - 12.93	1124	B	44 kW	1120	9
309 II (3C, 3A) 1.4	K1D (TU3A)	07.90 - 12.93	1360	B	49 kW	1123	28
309 II (3C, 3A) 1.4	KDY (TU3M)	07.89 - 12.93	1360	B	55 kW	1123	28
309 II (3C, 3A) 1.4	KDZ (TU3M)	07.89 - 12.93	1360	B	55 kW	1123	28
309 II (3C, 3A) 1.6	B2A (XU52C/K)	07.89 - 12.93	1580	B	69 kW	1128	62
309 II (3C, 3A) 1.6	B2A (XU52C/K)	07.89 - 12.93	1580	B	68 kW	1128	62
309 II (3C, 3A) 1.6	BDZ (XU5M)	07.89 - 12.93	1580	B	65 kW	1128	62
309 II (3C, 3A) 1.8 D	161 (XUD7)	10.91 - 10.93	1769	D	43 kW	1126	51
309 II (3C, 3A) 1.8 Diesel	161A (XUD7)	07.89 - 12.93	1769	D	44 kW	1126	52
309 II (3C, 3A) 1.8 TD	A8B (XUD7TE)	08.89 - 12.93	1769	D	57 kW	1127	54
309 II (3C, 3A) 1.9 Diesel	162 (XUD9)	07.89 - 12.93	1905	D	47 kW	1128	61
309 II (3C, 3A) 1.9 Diesel	D9A (XUD9)	07.89 - 12.93	1905	D	47 kW	1128	61



			<b>ccm</b>		<b>kw</b>		<b>1</b> POS
309 II (3C, 3A) 1.9 Diesel	DJZ (XUD9A)	07.89 - 12.93	1905	D	47 kW	1128	61
309 II (3C, 3A) 1.9 GTI 16V	D6C (XU9J4)	08.89 - 07.90	1905	B	116 kW	1128	63
309 II (3C, 3A) 1.9 GTI 16V	DFW (XU9J4Z)	10.90 - 12.93	1905	B	108 kW	1130	72
309 II (3C, 3A) 1.9 GTI	D6B (XU9JA)	09.89 - 10.93	1905	B	96 kW	1128	62
309 II (3C, 3A) 1.9 GTI	DKZ (XU9JAZ)	07.89 - 12.93	1905	B	88 kW	1128	62
309 II (3C, 3A) 1.9	DDZ (XU9M)	10.90 - 12.93	1905	B	80 kW	1128	62
309 Kasten/Schrägheck (10S, 3S) 1.1	H1B (TU1)	09.89 - 10.93	1124	B	40 kW	1120	9
309 Kasten/Schrägheck (10S, 3S) 1.4	K5A (TU3)	09.89 - 10.93	1360	B	48 kW	1123	28
309 Kasten/Schrägheck (10S, 3S) 1.4	KDY (TU3M)	09.89 - 10.93	1360	B	55 kW	1123	28
309 Kasten/Schrägheck (10S, 3S) 1.8 D	A9A (XUD7)	05.87 - 10.93	1769	D	44 kW	1126	52
309 Kasten/Schrägheck (10S, 3S) 1.9 D	DJY (XUD9A)	10.91 - 10.93	1905	D	50 kW	1129	66
309 Kasten/Schrägheck (10S, 3S) 1.9 D	XUD9	10.85 - 10.93	1905	D	47 kW	1130	75
4007 (VU_, VV_) 2.2 HDi	4HK (DW12ME5)	02.07 - 03.13	2179	D	115 kW	1131	81
4007 (VU_, VV_) 2.2 HDi	4HK (DW12MTED4)	02.07 - 03.13	2179	D	115 kW	1131	81
4007 (VU_, VV_) 2.2 HDi	4HN (DW12MTED4)	02.07 - 03.13	2179	D	115 kW	1131	81
4007 Van (VU_, VV_) HDi 155 (VU4HNN, VV4HK8)	4HK (DW12ME5)	02.07 - 03.13	2179	D	115 kW	1131	81
4007 Van (VU_, VV_) HDi 155 (VU4HNN, VV4HK8)	4HN (DW12MTED4)	02.07 - 03.13	2179	D	115 kW	1131	81
4008 1.6 HDi AWC	9HC (DV6C)	05.12	1560	D	85 kW	1120	13
4008 1.6 HDi AWC	9HD (DV6C)	05.12	1560	D	84 kW	1121	14
4008 1.6 HDi AWC	9HD (DV6C)	05.12	1560	D	85 kW	1121	14
4008 1.6 HDi	9HD (DV6C)	05.12	1560	D	84 kW	1121	14
404 Cabriolet 1.6	XC6	04.63 - 12.68	1618	B	59 kW	1131	78
404 Kombi 1.6	XC7	04.62 - 05.71	1618	B	54 kW	1131	78
404 1.6 GT	XC6	07.71 - 12.71	1618	B	50 kW	1131	78
404 1.6	XC6	04.63 - 12.71	1618	B	48 kW	1131	78
404 1.6	XC6	04.62 - 12.71	1618	B	54 kW	1131	78
404 1.6	XC6	01.67 - 12.70	1618	B	60 kW	1131	78
404 1.8	XM7	01.70 - 12.70	1796	B	65 kW	1131	78
405 I (15B) 1.4	K5A (TU3)	01.87 - 07.92	1360	B	47 kW	1123	28
405 I (15B) 1.4	TU3AC	06.87 - 07.92	1360	B	50 kW	1123	32
405 I (15B) 1.6 4x4	BDZ (XU5M)	04.88 - 07.92	1580	B	65 kW	1128	62
405 I (15B) 1.6	B1E (XU51C)	07.87 - 12.92	1580	B	53 kW	1128	62
405 I (15B) 1.6	B1E (XU51C)	07.87 - 06.88	1580	B	55 kW	1128	62
405 I (15B) 1.6	B2A (XU52C/K)	01.87 - 12.92	1580	B	69 kW	1128	62
405 I (15B) 1.6	BAZ (XU5CP)	07.87 - 06.88	1580	B	55 kW	1128	62
405 I (15B) 1.6	BDZ (XU5M)	10.89 - 12.92	1580	B	66 kW	1128	62
405 I (15B) 1.6	BDZ (XU5M)	07.87 - 12.92	1580	B	65 kW	1128	62
405 I (15B) 1.8 D 4x4	A8A (XUD7TE)	10.87 - 07.92	1769	D	66 kW	1126	53
405 I (15B) 1.8 Turbo Diesel	A8A (XUD7TE)	03.88 - 12.92	1769	D	66 kW	1126	53
405 I (15B) 1.8 Turbo Diesel	AJZ (XUD7TEY)	03.88 - 12.92	1769	D	66 kW	1127	55
405 I (15B) 1.9 4x4	D6C (XU9J4)	06.87 - 07.92	1905	B	116 kW	1128	63
405 I (15B) 1.9 4x4	DDZ (XU9M)	07.88 - 12.92	1905	B	80 kW	1128	62
405 I (15B) 1.9 4x4	DKZ (XU9JAZ)	06.87 - 07.92	1905	B	88 kW	1128	62
405 I (15B) 1.9 Diesel	D9B (XUD9A)	03.88 - 12.92	1905	D	51 kW	1129	68
405 I (15B) 1.9 Diesel	DJZ (XUD9A)	07.88 - 09.92	1905	D	47 kW	1128	61
405 I (15B) 1.9 Sport MI-16 4x4	DFW (XU9J4Z)	06.87 - 07.92	1905	B	108 kW	1130	72
405 I (15B) 1.9 Sport MI-16	D6C (XU9J4)	07.87 - 11.92	1905	B	116 kW	1128	63
405 I (15B) 1.9 Sport MI-16	DFW (XU9J4Z)	06.87 - 04.93	1905	B	108 kW	1130	72
405 I (15B) 1.9	D2C (XU92C)	07.87 - 04.93	1905	B	70 kW	1128	62
405 I (15B) 1.9	DDZ (XU9M)	06.87 - 07.92	1905	B	80 kW	1128	62
405 I (15B) 1.9	DKZ (XU9JAZ)	06.87 - 07.92	1905	B	88 kW	1128	62
405 I Break (15E) 1.4	K5A (TU3)	05.88 - 07.92	1360	B	47 kW	1123	28
405 I Break (15E) 1.6 SRi 4x4	BDZ (XU5M)	04.88 - 07.92	1580	B	65 kW	1128	62
405 I Break (15E) 1.6	B1E (XU51C)	10.88 - 08.92	1580	B	53 kW	1128	62
405 I Break (15E) 1.6	B2A (XU52C/K)	05.88 - 07.92	1580	B	68 kW	1128	62
405 I Break (15E) 1.6	BAZ (XU5CP)	10.88 - 08.92	1580	B	55 kW	1128	62
405 I Break (15E) 1.6	BDZ (XU5M)	10.88 - 08.92	1580	B	66 kW	1128	62
405 I Break (15E) 1.6	BDZ (XU5M)	10.88 - 08.92	1580	B	65 kW	1128	62
405 I Break (15E) 1.6	BDZ (XU5M)	10.88 - 08.92	1580	B	69 kW	1128	62
405 I Break (15E) 1.8 DT 4x4	A8A (XUD7TE)	05.90 - 07.92	1769	D	66 kW	1126	53
405 I Break (15E) 1.8 TD	A8A (XUD7TE)	10.88 - 08.92	1769	D	66 kW	1126	53
405 I Break (15E) 1.8 TD	AJZ (XUD7TEY)	10.88 - 08.92	1769	D	66 kW	1127	55








405 I Break (15E) 1.9 4x4	D6C (XU9J4)	07.90 - 07.92	1905	B	108 kW	1128	63
405 I Break (15E) 1.9 4x4	DDZ (XU9M)	10.88 - 08.92	1905	B	80 kW	1128	62
405 I Break (15E) 1.9 4x4	DKZ (XU9JAZ)	07.90 - 07.92	1905	B	88 kW	1128	62
405 I Break (15E) 1.9 Allrad	D6C (XU9J4)	06.87 - 07.92	1905	B	116 kW	1128	63
405 I Break (15E) 1.9 D	D9B (XUD9A)	10.88 - 08.92	1905	D	51 kW	1129	68
405 I Break (15E) 1.9 D	DJY (XUD9A)	10.88 - 08.92	1905	D	51 kW	1129	66
405 I Break (15E) 1.9 D	DJZ (XUD9A)	10.88 - 08.92	1905	D	47 kW	1128	61
405 I Break (15E) 1.9	D2C (XU92C)	10.88 - 08.92	1905	B	70 kW	1128	62
405 I Break (15E) 1.9	D6C (XU9J4)	06.87 - 07.92	1905	B	116 kW	1128	63
405 I Break (15E) 1.9	DDZ (XU9M)	10.88 - 08.92	1905	B	80 kW	1128	62
405 I Break (15E) 1.9	DKZ (XU9JAZ)	10.88 - 08.92	1905	B	88 kW	1128	62
405 I Break (15E) 1.9	DKZ (XU9JAZ)	10.88 - 08.92	1905	B	93 kW	1128	62
405 I Kasten/Kombi (15_) 1.8 D	A9A (XUD7)	04.90 - 07.92	1769	D	44 kW	1126	52
405 I Kasten/Kombi (15_) 1.9 D	XUD9	09.89 - 07.92	1905	D	51 kW	1130	75
405 II (4B) 1.4	KDX (TU3MC)	08.92 - 10.95	1360	B	55 kW	1123	28
405 II (4B) 1.4	KDX (TU3MC)	08.92 - 06.94	1360	B	58 kW	1123	28
405 II (4B) 1.6	B2A (XU52C/K)	01.92 - 11.97	1580	B	68 kW	1128	62
405 II (4B) 1.6	B2A (XU52C/K)	08.92 - 05.97	1580	B	66 kW	1128	62
405 II (4B) 1.6	BDZ (XU5M)	08.92 - 10.95	1580	B	65 kW	1128	62
405 II (4B) 1.6	BFZ (XU5JP)	08.92 - 10.95	1580	B	65 kW	1128	62
405 II (4B) 1.6	BFZ (XU5JP)	01.92 - 11.97	1580	B	68 kW	1128	62
405 II (4B) 1.6	BFZ (XU5JP)	08.92 - 05.97	1580	B	66 kW	1128	62
405 II (4B) 1.6	NFU (TU5JP4)	08.92 - 05.97	1587	B	80 kW	1125	47
405 II (4B) 1.8	LFZ (XU7JP)	08.92 - 12.96	1761	B	74 kW	1128	62
405 II (4B) 1.8	LFZ (XU7JP)	02.93 - 11.99	1761	B	76 kW	1128	62
405 II (4B) 1.9 D	D9B (XUD9A)	02.92 - 11.99	1905	D	52 kW	1129	68
405 II (4B) 1.9 D	DJY (XUD9A)	06.94 - 10.95	1905	D	50 kW	1129	66
405 II (4B) 1.9 D	DJY (XUD9A)	08.92 - 08.94	1905	D	51 kW	1129	66
405 II (4B) 1.9 D	DJZ (XUD9)	08.92 - 10.95	1905	D	47 kW	1129	70
405 II (4B) 1.9 D	DJZ (XUD9A)	08.92 - 10.95	1905	D	47 kW	1128	61
405 II (4B) 1.9 TD	DHY (XUD9TE)	08.92 - 10.95	1905	D	66 kW	1130	74
405 II (4B) 1.9 TD	XUD9TE	08.92 - 05.97	1905	D	69 kW	1131	76
405 II (4B) 1.9	DKZ (XU9JAZ)	01.92 - 11.97	1905	B	90 kW	1128	62
405 II (4B) 2.0 16V	RFT (XU10J4)	02.93 - 10.95	1998	B	110 kW	1136	107
405 II (4B) 2.0 16V	RFT (XU10J4)	01.92 - 12.95	1998	B	114 kW	1136	107
405 II (4B) 2.0 MI-16	RFY (XU10J4Z)	08.92 - 10.95	1998	B	112 kW	1136	107
405 II (4B) 2.0 T 16 X4	RGZ (XU10J4TE/Z)	08.92 - 10.95	1998	B	144 kW	1136	108
405 II (4B) 2.0 X4	RFX (XU10J2)	08.92 - 10.95	1998	B	89 kW	1136	106
405 II (4B) 2.0	RFT (XU10J4)	01.97 - 12.99	1998	B	116 kW	1136	107
405 II (4B) 2.0	RFX (XU10J2)	06.92 - 06.99	1998	B	89 kW	1136	106
405 II Break (4E) 1.4	KDX (TU3MC)	08.92 - 10.96	1360	B	55 kW	1123	28
405 II Break (4E) 1.6	BDZ (XU5M)	08.92 - 10.96	1580	B	65 kW	1128	62
405 II Break (4E) 1.6	BDZ (XU5M)	08.92 - 08.94	1580	B	68 kW	1128	62
405 II Break (4E) 1.6	BFZ (XU5JP)	08.92 - 10.96	1580	B	65 kW	1128	62
405 II Break (4E) 1.6	BFZ (XU5JP)	08.92 - 08.94	1580	B	68 kW	1128	62
405 II Break (4E) 1.6	BFZ (XU5JP)	08.92 - 05.97	1580	B	66 kW	1128	62
405 II Break (4E) 1.6	NFU (TU5JP4)	08.92 - 10.96	1587	B	80 kW	1125	47
405 II Break (4E) 1.8	LFZ (XU7JP)	08.92 - 10.96	1761	B	74 kW	1128	62
405 II Break (4E) 1.9 D	D9B (XUD9A)	08.92 - 10.98	1905	D	52 kW	1129	68
405 II Break (4E) 1.9 D	DJY (XUD9A)	06.94 - 10.96	1905	D	50 kW	1129	66
405 II Break (4E) 1.9 D	DJZ (XUD9)	08.92 - 10.96	1905	D	47 kW	1129	70
405 II Break (4E) 1.9 D	DJZ (XUD9A)	08.92 - 10.96	1905	D	47 kW	1128	61
405 II Break (4E) 1.9 D	XUD9	09.93 - 12.95	1905	D	51 kW	1130	75
405 II Break (4E) 1.9 TD	DHY (XUD9TE)	08.92 - 10.96	1905	D	66 kW	1130	74
405 II Break (4E) 1.9 TD	DHY (XUD9TE)	08.92 - 10.96	1905	D	69 kW	1130	74
405 II Break (4E) 2.0 4x4	RFX (XU10J2)	08.92 - 10.96	1998	B	89 kW	1136	106
405 II Break (4E) 2.0 4x4	RGZ (XU10J4TE/Z)	08.92 - 12.95	1998	B	144 kW	1136	108
405 II Break (4E) 2.0	RFX (XU10J2)	08.92 - 11.97	1998	B	89 kW	1136	106
405 II Kasten/Kombi (4E_) 1.9 D	XUD9	08.92 - 12.95	1905	D	51 kW	1130	75
406 (8B) 1.6	BFZ (XU5JP)	11.95 - 05.04	1580	B	65 kW	1128	62
406 (8B) 1.8 16V	6FZ (EW7J4)	10.00 - 05.04	1749	B	85 kW	1128	60
406 (8B) 1.8 16V	LFY (XU7JP4)	11.95 - 10.00	1761	B	81 kW	1129	67

			<b>ccm</b>		<b>kw</b>		<b>1 POS</b>
406 (8B) 1.8 BiFuel	6FZ (EW7J4)	09.00 - 05.04	1749	B/G	85 kW	1128	60
406 (8B) 1.8 Bifuel	LFY (XU7JP4)	04.99 - 05.03	1761	B/E	81 kW	1129	67
406 (8B) 1.8	LFX (XU7JB)	05.97 - 05.04	1761	B	66 kW	1128	62
406 (8B) 1.8	LFZ (XU7JP)	08.95 - 03.99	1761	B	74 kW	1128	62
406 (8B) 1.9 D	DHW (XUD9SD)	10.96 - 05.04	1905	D	55 kW	1130	73
406 (8B) 1.9 TD	D8B (XUD9TE)	10.95 - 10.97	1905	D	69 kW	1128	64
406 (8B) 1.9 TD	DHX (XUD9TE)	01.96 - 05.04	1905	D	66 kW	1130	74
406 (8B) 1.9 TD	DHY (XUD9TE)	10.95 - 05.04	1905	D	68 kW	1130	74
406 (8B) 2.0 16V HPi	RLZ (EW10D)	03.00 - 05.04	1997	B	103 kW	1133	92
406 (8B) 2.0 16V	RFN (EW10J4)	02.96 - 06.04	1997	B	100 kW	1132	83
406 (8B) 2.0 16V	RFV (XU10J4R)	11.95 - 05.04	1998	B	97 kW	1135	102
406 (8B) 2.0 HDi 110	RHZ (DW10ATED)	06.98 - 06.04	1997	D	80 kW	1134	98
406 (8B) 2.0 HDi 90	RHY (DW10TD)	02.99 - 05.04	1997	D	66 kW	1134	98
406 (8B) 2.0 HDi 110	RHS (DW10ATED)	08.99 - 05.04	1997	D	79 kW	1134	98
406 (8B) 2.0 HDi 110	RHZ (DW10ATED)	08.99 - 05.04	1997	D	79 kW	1134	98
406 (8B) 2.0 Turbo	RGX (XU10J2TE)	04.96 - 05.04	1998	B	108 kW	1136	106
406 (8B) 2.0	RGY (XU10J2TE)	11.96 - 03.99	1998	B	104 kW	1136	106
406 (8B) 2.1 TD 12V	P8C (XUD11BTE)	01.96 - 05.04	2088	D	80 kW	1132	82
406 (8B) 2.2 HDi	4HX (DW12TED4)	03.00 - 05.04	2179	D	98 kW	1134	93
406 (8B) 3.0 24V	XFZ (ES9J4)	08.96 - 12.04	2946	B	140 kW	1136	110
406 (8B) 3.0 24V	XFZ (ES9J4)	01.98 - 06.04	2946	B	143 kW	1136	110
406 (8B) 3.0 V6	AFX (ES9J4S)	03.00 - 05.04	2946	B	152 kW	1136	109
406 (8B) 3.0	AFX (ES9J4S)	12.99 - 06.04	2946	B	150 kW	1136	109
406 Break (8E/F) 1.8 16V	6FZ (EW7J4)	10.00 - 10.04	1749	B	85 kW	1128	60
406 Break (8E/F) 1.8 16V	LFY (XU7JP4)	10.96 - 10.00	1761	B	81 kW	1129	67
406 Break (8E/F) 1.8 BiFuel	6FZ (EW7J4)	10.00 - 02.04	1749	B/G	85 kW	1128	60
406 Break (8E/F) 1.8	LFX (XU7JB)	05.97 - 10.04	1761	B	66 kW	1128	62
406 Break (8E/F) 1.8	LFZ (XU7JP)	10.96 - 03.99	1761	B	74 kW	1128	62
406 Break (8E/F) 1.9 D	DHW (XUD9SD)	10.96 - 10.04	1905	D	55 kW	1130	73
406 Break (8E/F) 1.9 TD	DHX (XUD9TE)	10.96 - 10.04	1905	D	66 kW	1130	74
406 Break (8E/F) 2.0 16V HPi	RLZ (EW10D)	05.01 - 10.04	1997	B	103 kW	1133	92
406 Break (8E/F) 2.0 16V	RFN (EW10J4)	01.99 - 10.04	1997	B	100 kW	1132	83
406 Break (8E/F) 2.0 16V	RFV (XU10J4R)	10.96 - 10.04	1998	B	97 kW	1135	102
406 Break (8E/F) 2.0 HDi 110	RHZ (DW10ATED)	02.99 - 06.04	1997	D	80 kW	1134	98
406 Break (8E/F) 2.0 HDi 90	RHY (DW10TD)	02.99 - 10.04	1997	D	66 kW	1134	98
406 Break (8E/F) 2.0 HDi 110	RHS (DW10ATED)	08.01 - 10.04	1997	D	79 kW	1134	98
406 Break (8E/F) 2.0 HDi 110	RHZ (DW10ATED)	08.01 - 10.04	1997	D	79 kW	1134	98
406 Break (8E/F) 2.0 Turbo	RGX (XU10J2TE)	10.96 - 10.04	1998	B	108 kW	1136	106
406 Break (8E/F) 2.0	RGY (XU10J2TE)	11.96 - 03.99	1998	B	104 kW	1136	106
406 Break (8E/F) 2.1 TD 12V	P8C (XUD11BTE)	10.96 - 10.04	2088	D	80 kW	1132	82
406 Break (8E/F) 2.2 HDi	4HX (DW12TED4)	03.00 - 10.04	2179	D	98 kW	1134	93
406 Break (8E/F) 3.0 24V	XFZ (ES9J4)	10.96 - 10.04	2946	B	140 kW	1136	110
406 Break (8E/F) 3.0 V6	AFX (ES9J4S)	03.00 - 10.04	2946	B	152 kW	1136	109
406 Coupe (8C) 1.8	LFY (XU7JP4)	10.97 - 03.99	1761	B	82 kW	1129	67
406 Coupe (8C) 2.0 16V	RFN (EW10J4)	03.97 - 12.04	1997	B	100 kW	1132	83
406 Coupe (8C) 2.0 16V	RFV (XU10J4R)	03.97 - 12.04	1998	B	97 kW	1135	102
406 Coupe (8C) 2.0 16V	RFV (XU10J4R)	03.97 - 12.04	1998	B	100 kW	1135	102
406 Coupe (8C) 2.0 16V	RFV (XU10J4R)	04.99 - 09.04	1998	B	99 kW	1135	102
406 Coupe (8C) 2.2 HDi	4HX (DW12TED4)	03.00 - 12.04	2179	D	98 kW	1134	93
406 Coupe (8C) 3.0 24V	XFZ (ES9J4)	05.97 - 11.02	2946	B	143 kW	1136	110
406 Coupe (8C) 3.0 V6 24V	XFZ (ES9J4)	03.97 - 02.05	2946	B	140 kW	1136	110
406 Coupe (8C) 3.0 V6	AFX (ES9J4S)	03.00 - 12.04	2946	B	152 kW	1136	109
406 Coupe (8C) 3.0 V6	AFX (ES9J4S)	03.99 - 06.01	2946	B	154 kW	1136	109
407 (6D_) 1.6 HDi 110 (6D9HZC, 6D9HYC)	9HY (DV6TED4)	05.04 - 12.10	1560	D	80 kW	1122	22
407 (6D_) 1.6 HDi 110 (6D9HZC, 6D9HYC)	9HZ (DV6TED4)	05.04 - 12.10	1560	D	80 kW	1122	22
407 (6D_) 1.8 (6D6FZB)	6FZ (EW7J4)	03.04 - 07.05	1749	B	85 kW	1128	60
407 (6D_) 1.8 16V (6D6FYC)	6FY (EW7A)	08.05 - 12.10	1749	B	92 kW	1128	60
407 (6D_) 2.0 (6DRFNB, 6DRFNE)	RFN (EW10J4)	03.04 - 12.10	1997	B	100 kW	1132	83
407 (6D_) 2.0 16V (6DRFJC, 6DRFJE, 6DRFJF)	RFJ (EW10A)	09.05 - 02.11	1997	B	103 kW	1132	83
407 (6D_) 2.0 Bioflex (6DRFJB)	RFJ (EW10A)	09.07 - 02.11	1997	B/E	103 kW	1132	83
407 (6D_) 2.0 Flex (6DRFJB)	RFJ (EW10A)	10.05 - 02.11	1997	B/E	103 kW	1132	83
407 (6D_) 2.0 HDi (6DRHHA)	RHH (DW10CTED4)	06.09 - 12.10	1997	D	120 kW	1132	85










407 (6D_) 2.0 HDi (6DRHRH)	RHF (DW10BTED4)	06.09 - 12.10	1997	D	103 kW	1134	96
407 (6D_) 2.0 HDi (6DRHRH)	RHR (DW10BTED4)	06.09 - 12.10	1997	D	103 kW	1132	85
407 (6D_) 2.0 HDi 135 (6DRHRH, 6DRHRE, 6DRHRG, 6DRHRJ)	RHR (DW10BTED4)	05.04 - 12.11	1997	D	100 kW	1132	85
407 (6D_) 2.2 HDi (6D4HPH)	4HP (DW12BTED4)	03.06 - 12.10	2179	D	120 kW	1131	81
407 (6D_) 2.2 HDi 170 (6D4HTH)	4HS (DW12BTED4)	03.06 - 12.10	2179	D	125 kW	1131	81
407 (6D_) 2.2 HDi 170 (6D4HTH)	4HT (DW12BTED4)	03.06 - 12.10	2179	D	125 kW	1131	79
407 (6D_) 2.7 HDi (6DUHZJ, 6DUHZF)	UHZ (DT17TED4)	10.05 - 12.10	2721	D	150 kW	1127	56
407 (6D_) 3.0 (6DXFVJ)	XFV (ES9A)	03.04 - 12.11	2946	B	155 kW	1136	109
407 (6D_) 3.0 V6 (6DXFVJ)	XFV (ES9A)	02.04 - 10.10	2946	B	158 kW	1136	109
407 Coupe (6C_) 2.0 HDi	RHH (DW10CTED4)	06.09	1997	D	120 kW	1132	85
407 Coupe (6C_) 2.0 HDi	RHR (DW10BTED4)	10.05	1997	D	100 kW	1132	85
407 Coupe (6C_) 2.7 HDi	UHZ (DT17TED4)	10.05	2721	D	150 kW	1127	56
407 Coupe (6C_) 3.0 HDi	DT20C	06.09	2993	D	177 kW	1131	77
407 Coupe (6C_) 3.0 V6	XFV (ES9A)	10.05	2946	B	155 kW	1136	109
407 Coupe (6C_) 3.0 V6	XFV (ES9A)	11.05 - 10.10	2946	B	158 kW	1136	109
407 SW (6E_) 1.6 HDi 110	9HY (DV6TED4)	05.04 - 12.10	1560	D	80 kW	1122	22
407 SW (6E_) 1.6 HDi 110	9HZ (DV6TED4)	05.04 - 12.10	1560	D	80 kW	1122	22
407 SW (6E_) 1.8 16V	6FY (EW7A)	08.05 - 12.10	1749	B	92 kW	1128	60
407 SW (6E_) 1.8	6FZ (EW7J4)	05.04 - 07.05	1749	B	85 kW	1128	60
407 SW (6E_) 2.0 16V	RFJ (EW10A)	08.05 - 02.11	1997	B	103 kW	1132	83
407 SW (6E_) 2.0 Bioflex	RFJ (EW10A)	01.08 - 12.10	1997	B/E	103 kW	1132	83
407 SW (6E_) 2.0 Flex	RFJ (EW10A)	10.05 - 02.11	1997	B/E	103 kW	1132	83
407 SW (6E_) 2.0 HDi 135	RHR (DW10BTED4)	07.04 - 12.11	1997	D	100 kW	1132	85
407 SW (6E_) 2.0 HDi	RHH (DW10CTED4)	06.09 - 12.10	1997	D	120 kW	1132	85
407 SW (6E_) 2.0 HDi	RHR (DW10BTED4)	08.08 - 12.10	1997	D	103 kW	1132	85
407 SW (6E_) 2.0	RFN (EW10J4)	05.04 - 07.05	1997	B	100 kW	1132	83
407 SW (6E_) 2.2 HDi 170	4HS (DW12BTED4)	03.06 - 12.10	2179	D	125 kW	1131	81
407 SW (6E_) 2.2 HDi 170	4HT (DW12BTED4)	03.06 - 12.10	2179	D	125 kW	1131	79
407 SW (6E_) 2.2 HDi	4HP (DW12BTED4)	06.08 - 12.10	2179	D	120 kW	1131	81
407 SW (6E_) 2.7 HDi	UHZ (DT17TED4)	10.05 - 12.10	2721	D	150 kW	1127	56
407 SW (6E_) 3.0 V6	XFV (ES9A)	11.05 - 10.10	2946	B	158 kW	1136	109
407 SW (6E_) 3.0	XFV (ES9A)	05.04 - 02.11	2946	B	155 kW	1136	109
407 SW Kasten/Kombi (6E_) 1.6 HDi	9HZ (DV6TED4)	08.04 - 12.10	1560	D	80 kW	1122	22
407 SW Kasten/Kombi (6E_) 2.0 HDi	RHH (DW10CTED4)	06.09 - 12.10	1997	D	120 kW	1132	85
407 SW Kasten/Kombi (6E_) 2.0 HDi	RHR (DW10BTED4)	06.09 - 12.10	1997	D	103 kW	1132	85
408 1.6 HDi	9HD (DV6C)	11.16	1560	D	84 kW	1121	14
408 1.6 HDi	9HL (DV6C)	11.10	1560	D	85 kW	1121	14
408 1.6 HDi	9HY (DV6TED4)	04.11	1560	D	80 kW	1122	22
408 1.6 THP 160	5GZ (EP6FDT)	01.11	1598	B	120 kW	1125	41
408 1.6 Vti	5FS (EP6C)	01.12	1598	B	88 kW	1124	34
408 1.6	EC5F	01.12	1587	B	85 kW	1125	45
408 2.0 Flex	RFJ (EW10A)	03.11 - 12.16	1997	B/E	111 kW	1132	83
408 2.0	RFJ (EW10A)	12.10	1997	B	105 kW	1132	83
408 2.0	RFJ (EW10A)	12.14	1997	B	102 kW	1132	83
5008 (0U_, 0E_) 1.2	HNY (EB2DTS)	01.15 - 03.17	1199	B	96 kW	1121	15
5008 (0U_, 0E_) 1.6 16V	5FS (EP6C)	09.09 - 03.17	1598	B	88 kW	1124	34
5008 (0U_, 0E_) 1.6 16V	5FV (EP6CDT)	09.09 - 03.17	1598	B	115 kW	1124	39
5008 (0U_, 0E_) 1.6 16V	5FW (EP6)	09.09 - 03.17	1598	B	88 kW	1125	42
5008 (0U_, 0E_) 1.6 16V	EP6	09.09 - 03.17	1598	B	88 kW	1125	43
5008 (0U_, 0E_) 1.6 BlueHDi 115	BHZ (DV6FC)	11.14 - 03.17	1560	D	85 kW	1121	14
5008 (0U_, 0E_) 1.6 BlueHDi 120	BHZ (DV6FC)	05.14 - 03.17	1560	D	88 kW	1121	14
5008 (0U_, 0E_) 1.6 HDi	9HD (DV6C)	03.13 - 03.17	1560	D	84 kW	1121	14
5008 (0U_, 0E_) 1.6 HDi	9HD (DV6CTED)	03.13 - 03.17	1560	D	84 kW	1121	14
5008 (0U_, 0E_) 1.6 HDi	9HR (DV6C)	08.10 - 03.17	1560	D	82 kW	1121	14
5008 (0U_, 0E_) 1.6 HDi	9HZ (DV6TED4)	09.09 - 03.17	1560	D	80 kW	1122	22
5008 (0U_, 0E_) 1.6 THP 150	5FX (EP6DT)	02.12 - 03.17	1598	B	110 kW	1125	41
5008 (0U_, 0E_) 1.6 THP 163	5GZ (EP6FDT)	02.12 - 03.17	1598	B	120 kW	1125	41
5008 (0U_, 0E_) 1.6 THP 165	5GZ (EP6FDT)	02.12 - 03.17	1598	B	121 kW	1125	41
5008 (0U_, 0E_) 2.0 HDi 136 / BlueHDi 136	AHV (DW10FD)	02.12 - 03.17	1997	D	100 kW	1134	96
5008 (0U_, 0E_) 2.0 HDi 136 / BlueHDi 136	RHD (DW10CB)	02.12 - 03.17	1997	D	100 kW	1134	96
5008 (0U_, 0E_) 2.0 HDi 136 / BlueHDi 136	RHD (DW10CTED4)	02.12 - 03.17	1997	D	100 kW	1134	96
5008 (0U_, 0E_) 2.0 HDi 150 / BlueHDi 150	AHR (DW10FD)	06.09 - 03.17	1997	D	110 kW	1131	81

			<b>ccm</b>		<b>kw</b>		<b>1</b>	<b>POS</b>
5008 (0U_, 0E_) 2.0 HDi 150 / BlueHDi 150	AHX (DW10FD)	06.09 - 03.17	1997	D	110 kW	1131	81	
5008 (0U_, 0E_) 2.0 HDi 150 / BlueHDi 150	RHE (DW10CTED4)	06.09 - 03.17	1997	D	110 kW	1134	96	
5008 (0U_, 0E_) 2.0 HDi	RHH (DW10CTED4)	09.09 - 03.17	1997	D	120 kW	1132	85	
5008 I Van (0U_) HDi (0U9HR8)	9HR (DV6C)	08.10 - 03.17	1560	D	82 kW	1121	14	
5008 I Van (0U_) HDi / e-HDi (0U9HD8, 0U9HDA)	9HD (DV6C)	03.13 - 03.17	1560	D	84 kW	1121	14	
5008 I Van (0U_) HDi 136 (0URHEM)	RHE (DW10CTED4)	02.12 - 03.17	1997	D	100 kW	1134	96	
5008 I Van (0U_) HDi 150 (0URHEM)	RHE (DW10CTED4)	06.09 - 03.17	1997	D	110 kW	1134	96	
5008 I Van (0U_) HDi 165 (0URHHT)	RHH (DW10CTED4)	06.09 - 03.17	1997	D	120 kW	1132	85	
5008 II (MC_, MJ_, MR_, M4_) 1.2 (MRHNYH, MRHNYW, MRHNSJ, MRHNSU, MRHNSM)	HNS (EB2ADTS)	12.16	1199	B	96 kW	1121	15	
5008 II (MC_, MJ_, MR_, M4_) 1.2 (MRHNYH, MRHNYW, MRHNSJ, MRHNSU, MRHNSM)	HNY (EB2DTS)	12.16	1199	B	96 kW	1121	15	
5008 II (MC_, MJ_, MR_, M4_) 1.5 BlueHDi 130 (MCYHZJ, MCYHZR, MCYHZX)	YHZ (DV5RC)	02.18	1499	D	96 kW	1122	21	
5008 II (MC_, MJ_, MR_, M4_) 1.6 BlueHDi 100	BHY (DV6FD)	12.16	1560	D	73 kW	1121	14	
5008 II (MC_, MJ_, MR_, M4_) 1.6 BlueHDi 115 (MCBHXH, MCBHXW)	BHX (DV6FC)	12.16 - 11.19	1560	D	85 kW	1121	14	
5008 II (MC_, MJ_, MR_, M4_) 1.6 BlueHDi 120	BHZ (DV6FC)	12.16	1560	D	88 kW	1121	14	
5008 II (MC_, MJ_, MR_, M4_) 1.6 THP 165	5GZ (EP6FDT)	12.16	1598	B	121 kW	1125	41	
5008 II (MC_, MJ_, MR_, M4_) 2.0 BlueHDi 136	AHS (DW10FD)	12.16	1997	D	100 kW	1134	96	
5008 II (MC_, MJ_, MR_, M4_) 2.0 BlueHDi 136	AHV (DW10FD)	12.16	1997	D	100 kW	1134	96	
5008 II (MC_, MJ_, MR_, M4_) 2.0 BlueHDi 150	AHX (DW10FD)	12.16	1997	D	110 kW	1131	81	
5008 II (MC_, MJ_, MR_, M4_) 2.0 BlueHDi 180	AHW (DW10FC)	12.16	1997	D	133 kW	1131	81	
5008 II Van (MC_, MJ_) BlueHDi 130 (MCYHZW, MCYHZR, MCYHZJ)	YHZ (DV5RC)	06.18	1499	D	96 kW	1122	21	
504 (A_, M_) 1.8 (A01, A03)	XM	07.68 - 02.71	1796	B	60 kW	1131	78	
504 (A_, M_) 1.8 (M03)	XM7	01.71 - 06.83	1796	B	58 kW	1131	78	
504 (A_, M_) 1.8 Injection (A02)	KF5	07.68 - 02.71	1796	B	71 kW	1131	78	
504 (A_, M_) 1.8 Injection (A02)	KF6	07.68 - 02.71	1796	B	71 kW	1131	78	
504 (A_, M_) 1.8	XM7	09.79 - 08.82	1796	B	55 kW	1131	78	
504 (A_, M_) 1.9 D (M20)	XD4x88	03.73 - 07.86	1948	D	40 kW	1136	112	
504 (A_, M_) 2.0 (A11, A13, MY1, MY3)	106 (XN1)	03.71 - 06.86	1971	B	71 kW	1136	113	
504 (A_, M_) 2.0 TI (A12, A14)	107 (XN2)	01.71 - 06.83	1971	B	78 kW	1136	113	
504 (A_, M_) 2.0	XN1	09.79 - 08.82	1971	B	69 kW	1136	113	
504 (A_, M_) 2.1 D (A20, M20)	XD4x90	02.71 - 07.86	2112	D	48 kW	1137	114	
504 (A_, M_) 2.1 D	XD4x90	09.79 - 08.82	2112	D	49 kW	1137	114	
504 (A_, M_) 2.3 D (A40, A45)	134 (XD2)	07.75 - 12.83	2304	D	51 kW	1137	121	
504 Break (D_, F_) 1.8 (F01, E01)	XM7	04.71 - 07.86	1796	B	54 kW	1131	78	
504 Break (D_, F_) 2.0 (D11, F11)	XN1	04.71 - 07.86	1971	B	68 kW	1136	113	
504 Break (D_, F_) 2.0	XN1	09.79 - 07.86	1971	B	69 kW	1136	113	
504 Break (D_, F_) 2.1 D (E20, F20)	XD4x90	04.71 - 07.86	2112	D	48 kW	1137	114	
504 Break (D_, F_) 2.3 D (D40, F40)	134 (XD2)	07.75 - 07.86	2304	D	51 kW	1137	121	
504 Cabriolet 2.0	107 (XN2)	10.74 - 08.82	1971	B	75 kW	1136	113	
504 Cabriolet 2.0	107 (XN2)	08.82 - 08.84	1971	B	78 kW	1136	113	
504 Coupe 2.0	107 (XN2)	10.74 - 08.82	1971	B	75 kW	1136	113	
504 Coupe 2.0	107 (XN2)	08.82 - 08.84	1971	B	78 kW	1136	113	
504 Coupe 2.7	140 (ZMJ)	10.77 - 08.84	2664	B	106 kW	1136	113	
504 Pick-up (E_) 1.6	XC7P	01.80 - 06.87	1618	B	46 kW	1131	78	
504 Pick-up (E_) 1.8	XM7	07.87 - 12.89	1796	B	53 kW	1131	78	
504 Pick-up (E_) 1.8	XM7	08.81 - 10.86	1796	B	55 kW	1131	78	
504 Pick-up (E_) 1.9 D	XD4x88	01.80 - 12.89	1948	D	40 kW	1136	112	
504 Pick-up (E_) 1.9 D	XD4x88	08.81 - 10.86	1948	D	41 kW	1136	112	
504 Pick-up (E_) 2.0	XN1	01.83 - 12.99	1971	B	74 kW	1136	113	
504 Pick-up (E_) 2.3 D	134 (XD2)	01.80 - 12.89	2304	D	51 kW	1137	121	
504 Pick-up 2.5 D	XD3P	08.90 - 10.99	2498	D	55 kW	1138	122	
504 1.8	XM7	11.86 - 10.99	1796	B	53 kW	1131	78	
504 2.0	XN1	11.86 - 05.95	1971	B	64 kW	1136	113	
505 (551A) 1.8	105 (XM7)	06.81 - 10.85	1796	B	55 kW	1131	78	
505 (551A) 1.8	105 (XM7)	01.82 - 10.85	1796	B	60 kW	1131	78	
505 (551A) 1.8	105C (XM7A)	09.85 - 10.86	1796	B	62 kW	1131	78	
505 (551A) 2.0	106 (XN1)	11.80 - 12.85	1971	B	71 kW	1136	113	
505 (551A) 2.0	106 (XN1)	02.83 - 11.85	1971	B	70 kW	1136	113	
505 (551A) 2.0	XN1	05.79 - 10.94	1971	B	79 kW	1136	113	
505 (551A) 2.0	XN1	09.83 - 09.85	1971	B	69 kW	1136	113	
505 (551A) 2.2 GTI	851B (ZDJL)	08.83 - 12.93	2165	B	90 kW	1136	113	
505 (551A) 2.2 GTI	851B (ZDJL)	08.83 - 10.96	2165	B	96 kW	1136	113	
505 (551A) 2.2	851X (ZDJL)	03.86 - 12.93	2165	B	84 kW	1136	113	










505 (551A) 2.3 D	XD2	05.79 - 09.84	2304	D	51 kW	1137	121
505 (551A) 2.3 Turbo Diesel	147 (XD2S)	09.80 - 06.86	2304	D	59 kW	1137	121
505 (551A) 2.5 Diesel	155 (XD3)	06.81 - 11.95	2498	D	55 kW	1138	122
505 (551A) 2.5 Diesel	155 (XD3)	10.81 - 11.90	2498	D	51 kW	1138	122
505 (551A) 2.5 Turbo Diesel	152A (XD3T)	10.83 - 12.93	2498	D	66 kW	1138	122
505 (551A) 2.5 Turbo Diesel	152B (XD3TE)	10.86 - 12.93	2498	D	77 kW	1138	122
505 (551A) 2.5 Turbo Diesel	XD3T	10.83 - 10.96	2498	D	70 kW	1138	122
505 (551A) 2.8 GTI V6	154X (ZN3J)	06.86 - 12.93	2849	B	105 kW	1137	115
505 (551A) 2.8	154X (ZN3J)	06.86 - 08.90	2849	B	124 kW	1137	115
505 Break (551D) 1.8	105C (XM7A)	10.85 - 09.89	1796	B	62 kW	1131	78
505 Break (551D) 1.8	XM7	04.82 - 09.85	1796	B	55 kW	1131	78
505 Break (551D) 2.0	106 (XN1)	08.83 - 12.85	1971	B	69 kW	1136	113
505 Break (551D) 2.0	XN1	03.82 - 10.84	1971	B	75 kW	1136	113
505 Break (551D) 2.2 GTI	851B (ZDJL)	09.85 - 12.86	2165	B	90 kW	1136	113
505 Break (551D) 2.2 Ti	851B (ZDJL)	01.84 - 09.85	2165	B	96 kW	1136	113
505 Break (551D) 2.2	851X (ZDJL)	01.86 - 12.93	2165	B	84 kW	1136	113
505 Break (551D) 2.3 D	XD2	06.82 - 09.84	2304	D	51 kW	1137	121
505 Break (551D) 2.3 Diesel	147 (XD2S)	04.82 - 12.86	2304	D	59 kW	1137	121
505 Break (551D) 2.5 D	XD3T	10.85 - 08.91	2498	D	70 kW	1138	122
505 Break (551D) 2.5 Diesel	155 (XD3)	01.86 - 12.93	2498	D	51 kW	1138	122
505 Break (551D) 2.5 Diesel	155 (XD3)	08.83 - 11.95	2498	D	55 kW	1138	122
505 Break (551D) 2.5 Turbo Diesel	152A (XD3T)	10.85 - 11.87	2498	D	66 kW	1138	122
505 Break (551D) 2.5 Turbo Diesel	152B (XD3TE)	10.86 - 12.93	2498	D	77 kW	1138	122
508 I (8D_) 1.6 BlueHDi 120	BHZ (DV6FC)	03.14 - 12.18	1560	D	88 kW	1121	14
508 I (8D_) 1.6 HDi	9HD (DV6CTED)	02.12 - 12.18	1560	D	84 kW	1121	14
508 I (8D_) 1.6 HDi	9HL (DV6C)	11.10 - 12.18	1560	D	82 kW	1121	14
508 I (8D_) 1.6 HDi	9HR (DV6C)	11.10 - 12.18	1560	D	82 kW	1121	14
508 I (8D_) 1.6 HDi	BHX (DV6FC)	09.14 - 12.18	1560	D	85 kW	1121	14
508 I (8D_) 1.6 THP	5FN (EP6CDT)	11.10 - 12.18	1598	B	110 kW	1124	39
508 I (8D_) 1.6 THP	5FV (EP6CDT)	11.10 - 12.18	1598	B	115 kW	1124	39
508 I (8D_) 1.6 THP	5GZ (EP6FDT)	01.12 - 12.18	1598	B	120 kW	1125	41
508 I (8D_) 1.6 THP	5GZ (EP6FDT)	09.11 - 12.18	1598	B	121 kW	1125	41
508 I (8D_) 1.6 VTi	5FH (EP6C)	11.10 - 12.18	1598	B	85 kW	1124	38
508 I (8D_) 1.6 VTi	5FS (EP6C)	11.10 - 12.18	1598	B	88 kW	1124	34
508 I (8D_) 2.0 BlueHDi 150	AHX (DW10FD)	04.14 - 12.18	1997	D	110 kW	1131	81
508 I (8D_) 2.0 BlueHDi 180	AHW (DW10FC)	04.14 - 12.18	1997	D	133 kW	1131	81
508 I (8D_) 2.0 HDi Hybrid4 AWC	RHC (DW10CTED4)	11.10 - 12.18	1997	D	147 kW	1134	96
508 I (8D_) 2.0 HDi Hybrid4 AWC	RHH (DW10CTED4)	11.10 - 12.18	1997	D	147 kW	1132	85
508 I (8D_) 2.0 HDi	AHS (DW10FD)	11.10 - 12.18	1997	D	100 kW	1134	96
508 I (8D_) 2.0 HDi	AHV (DW10FD)	11.10 - 12.18	1997	D	100 kW	1134	96
508 I (8D_) 2.0 HDi	AHX (DW10FD)	11.10 - 12.18	1997	D	100 kW	1131	81
508 I (8D_) 2.0 HDi	RHF (DW10BTED4)	11.10 - 12.18	1997	D	103 kW	1134	96
508 I (8D_) 2.0 HDi	RHH (DW10CTED4)	11.10 - 12.18	1997	D	120 kW	1132	85
508 I (8D_) 2.0 HDi	RHR (DW10BTED4)	11.10 - 12.18	1997	D	100 kW	1132	85
508 I (8D_) 2.2 HDi	4HL (DW12C)	11.10 - 12.18	2179	D	150 kW	1131	81
508 II (FB_, FH_, F3_) 1.5 BlueHDi 130 (FBYHZJ, FBYHZR)	YHZ (DV5RC)	10.18	1499	D	96 kW	1122	21
508 II (FB_, FH_, F3_) 1.6 PureTech 225 (F35GGR)	5GG (EP6FADTX)	10.18	1598	B	165 kW	1124	40
508 II (FB_, FH_, F3_) PureTech 130 (FBHNSR)	HNS (EB2ADTS)	06.20	1199	B	96 kW	1121	15
508 SW I (8E_) 1.6 BlueHDi 120	BHZ (DV6FC)	03.14 - 12.18	1560	D	88 kW	1121	14
508 SW I (8E_) 1.6 HDi	9HD (DV6CTED)	02.12 - 12.18	1560	D	84 kW	1121	14
508 SW I (8E_) 1.6 HDi	9HL (DV6C)	11.10 - 12.18	1560	D	82 kW	1121	14
508 SW I (8E_) 1.6 HDi	9HL (DV6C)	02.12 - 12.18	1560	D	84 kW	1121	14
508 SW I (8E_) 1.6 HDi	9HR (DV6C)	11.10 - 12.18	1560	D	82 kW	1121	14
508 SW I (8E_) 1.6 HDi	9HR (DV6C)	02.12 - 12.18	1560	D	84 kW	1121	14
508 SW I (8E_) 1.6 HDi	BHX (DV6FC)	09.14 - 12.18	1560	D	85 kW	1121	14
508 SW I (8E_) 1.6 THP	5FN (EP6CDT)	11.10 - 12.18	1598	B	110 kW	1124	39
508 SW I (8E_) 1.6 THP	5FV (EP6CDT)	11.10 - 12.18	1598	B	115 kW	1124	39
508 SW I (8E_) 1.6 THP	5FX (EP6DT)	11.10 - 12.18	1598	B	110 kW	1125	41
508 SW I (8E_) 1.6 VTi	5FH (EP6C)	11.10 - 12.18	1598	B	85 kW	1124	38
508 SW I (8E_) 1.6 VTi	5FS (EP6C)	11.10 - 12.18	1598	B	88 kW	1124	34
508 SW I (8E_) 1.6	5GZ (EP6FDT)	02.12 - 12.18	1598	B	121 kW	1125	41
508 SW I (8E_) 2.0 BlueHDi 150	AHX (DW10FD)	04.14 - 12.18	1997	D	110 kW	1131	81

			<b>ccm</b>		<b>kw</b>		<b>1</b> POS
508 SW I (8E_) 2.0 BlueHDI 180	AHW (DW10FC)	04.14 - 12.18	1997	D	133 kW	1131	81
508 SW I (8E_) 2.0 HDi RXH Hybrid4	RHC (DW10CTED4)	11.10 - 12.18	1997	D	147 kW	1134	96
508 SW I (8E_) 2.0 HDi	AHS (DW10FD)	11.10 - 12.18	1997	D	100 kW	1134	96
508 SW I (8E_) 2.0 HDi	AHV (DW10FD)	11.10 - 12.18	1997	D	100 kW	1134	96
508 SW I (8E_) 2.0 HDi	AHX (DW10FD)	11.10 - 12.18	1997	D	100 kW	1131	81
508 SW I (8E_) 2.0 HDi	RHF (DW10BTED4)	11.10 - 12.18	1997	D	103 kW	1134	96
508 SW I (8E_) 2.0 HDi	RHH (DW10CTED4)	11.10 - 12.18	1997	D	120 kW	1132	85
508 SW I (8E_) 2.0 HDi	RHR (DW10BTED4)	11.10 - 12.18	1997	D	100 kW	1132	85
508 SW I (8E_) 2.2 HDi	4HL (DW12C)	11.10 - 12.18	2179	D	150 kW	1131	81
508 SW II (FC_, FJ_, F4_) 1.5 BlueHDI 130	YHZ (DV5RC)	09.18	1499	D	96 kW	1122	21
508 SW II (FC_, FJ_, F4_) 1.6 PureTech 225 (F45GGR)	GCR (EP6FADTX)	09.18	1598	B	165 kW	1124	40
508 SW II (FC_, FJ_, F4_) PureTech 130	HNS (EB2ADTS)	06.20	1199	B	96 kW	1121	15
508 SW Kasten/Kombi (8E_) 1.6 HDi	9HL (DV6C)	03.13 - 12.18	1560	D	84 kW	1121	14
508 SW Kasten/Kombi (8E_) 2.0 HDi	RHF (DW10BTED4)	03.13 - 12.18	1997	D	103 kW	1134	96
508 SW Kasten/Kombi (8E_) 2.0 HDi	RHH (DW10CTED4)	03.13 - 12.18	1997	D	120 kW	1132	85
508 SW Kasten/Kombi (8E_) 2.2 HDi	4HL (DW12C)	11.11	2179	D	150 kW	1131	81
604 (561A_) 2.3 TD	147 (XD2S)	09.79 - 12.84	2304	D	59 kW	1137	121
604 (561A_) 2.5 TD	152A (XD3T)	08.83 - 12.86	2498	D	66 kW	1138	122
604 (561A_) 2.7 SL	112 (ZM)	08.77 - 05.83	2664	B	100 kW	1136	113
604 (561A_) 2.7 Ti, STI	140 (ZMJ)	08.77 - 05.83	2664	B	106 kW	1136	113
604 (561A_) 2.8	154X (ZN3J)	01.77 - 12.81	2849	B	114 kW	1137	115
605 (6B) 2.0 16V (6BRFV2, 6BRFV9)	RFV (XU10J4R)	01.94 - 05.99	1998	B	99 kW	1135	102
605 (6B) 2.0 16V	RFV (XU10J4R)	01.92 - 09.99	1998	B	97 kW	1135	102
605 (6B) 2.0 Turbo	RGX (XU10J2TE)	07.91 - 09.99	1998	B	108 kW	1136	106
605 (6B) 2.0 Turbo	RGY (XU10J2TE)	01.92 - 09.99	1998	B	104 kW	1136	106
605 (6B) 2.0	R5A (XU102C)	06.89 - 09.99	1998	B	84 kW	1136	106
605 (6B) 2.0	R6A (XU10J2)	09.89 - 12.92	1998	B	94 kW	1135	105
605 (6B) 2.0	RFZ (XU10J2Z)	06.89 - 09.99	1998	B	89 kW	1136	106
605 (6B) 2.1 D	P9A (XUD11A)	06.89 - 07.95	2138	D	60 kW	1135	100
605 (6B) 2.1 TD 12V	P8C (XUD11BTE)	01.92 - 09.99	2088	D	80 kW	1132	82
605 (6B) 2.1 TD 12V	PHZ (XUD11ATE)	01.92 - 09.99	2088	D	80 kW	1132	82
605 (6B) 2.1 Turbo Diesel	PHZ (XUD11ATE)	06.89 - 09.99	2088	D	80 kW	1132	82
605 (6B) 2.5 Turbo Diesel	THY (DK5ATE)	07.94 - 09.99	2446	D	95 kW	1137	117
605 (6B) 3.0 SV 24	UKZ (ZPJ4Z)	08.89 - 09.99	2963	B	147 kW	1137	120
605 (6B) 3.0 V6	XFZ (ES9J4)	04.97 - 09.99	2946	B	140 kW	1136	110
605 (6B) 3.0 V6	XFZ (ES9J4)	01.92 - 09.99	2946	B	142 kW	1136	110
605 (6B) 3.0	SKZ (ZPJ4Z)	08.89 - 06.94	2963	B	147 kW	1137	120
605 (6B) 3.0	UKZ (ZPJ4Z)	08.89 - 06.94	2963	B	147 kW	1137	120
607 (9D, 9U) 2.0 HDi	RHR (DW10BTED4)	09.05 - 07.11	1997	D	100 kW	1132	85
607 (9D, 9U) 2.0 HDi	RHZ (DW10ATED)	05.00 - 09.05	1997	D	80 kW	1134	98
607 (9D, 9U) 2.0 HDi	RHS (DW10ATED)	03.01 - 09.04	1997	D	79 kW	1134	98
607 (9D, 9U) 2.0	RFN (EW10J4)	02.00 - 08.05	1997	B	100 kW	1132	83
607 (9D, 9U) 2.2 HDi	4HS (DW12BTED4)	05.06 - 06.10	2179	D	125 kW	1131	81
607 (9D, 9U) 2.2 HDi	4HT (DW12BTED4)	05.06 - 06.10	2179	D	125 kW	1131	79
607 (9D, 9U) 2.2 HDi	4HX (DW12TED4)	02.00 - 02.06	2179	D	98 kW	1134	93
607 (9D, 9U) 2.7 HDi 24V	DT17TED4	12.04 - 07.11	2721	D	150 kW	1127	57
607 (9D, 9U) 3.0 V6 24V	XFV (ES9A)	03.00 - 07.11	2946	B	155 kW	1136	109
607 (9D, 9U) 3.0 V6 24V	XFV (ES9A)	03.00 - 07.11	2946	B	155 kW	1136	109
607 (9D, 9U) 3.0 V6 24V	XFV (ES9A)	03.00 - 07.11	2946	B	155 kW	1136	109
607 (9D, 9U) 3.0 V6 24V	XFV (ES9A)	03.00 - 07.11	2946	B	155 kW	1136	109
607 (9D, 9U) 3.0 V6 24V	XFV (ES9A)	03.00 - 07.11	2946	B	155 kW	1136	109
607 (9D, 9U) 3.0 V6 24V	XFV (ES9A)	03.00 - 07.11	2946	B	155 kW	1136	109
806 (221) 1.8	LFW (XU7JP)	07.95 - 08.02	1761	B	73 kW	1128	62
806 (221) 1.9 TD	D8B (XUD9TE)	05.97 - 08.02	1905	D	68 kW	1128	64
806 (221) 1.9 TD	DHX (XUD9TE)	07.95 - 08.02	1905	D	66 kW	1130	74
806 (221) 1.9 TD	DHY (XUD9TE)	05.97 - 08.02	1905	D	68 kW	1130	74
806 (221) 2.0 16V	RFN (EW10J4)	07.00 - 08.02	1997	B	100 kW	1132	83
806 (221) 2.0 16V	RFV (XU10J4R)	05.98 - 09.00	1998	B	97 kW	1135	102
806 (221) 2.0 HDi 16V	RHW (DW10ATED4)	08.99 - 08.02	1997	D	80 kW	1133	88
806 (221) 2.0 HDi	RHZ (DW10ATED)	08.99 - 08.02	1997	D	80 kW	1134	98
806 (221) 2.0 Turbo	RGX (XU10J2TE)	06.94 - 08.02	1998	B	108 kW	1136	106
806 (221) 2.0	RFU (XU10J2)	06.94 - 08.02	1998	B	89 kW	1136	106
806 (221) 2.1 td 12V	P8C (XUD11BTE)	06.96 - 08.99	2088	D	80 kW	1132	82
806 Van (AF_) 2.0 (AFRFNC)	RFN (EW10J4)	05.00 - 02.03	1997	B	100 kW	1132	83
806 Van (AF_) 2.0 (AFRFVC)	RFV (XU10J4R)	05.98 - 09.00	1998	B	97 kW	1135	102








806 Van (AF_) 2.0 (AFRGXC)	RGX (XU10J2TE)	02.97 - 05.00	1998	B	108 kW	1136	106
806 Van (AF_) DT (AFP8CB)	P8C (XUD11BTE)	02.97 - 05.00	2088	D	80 kW	1132	82
806 Van (AF_) HDi (AFRHZC)	RHZ (DW10ATED)	06.99 - 02.03	1997	D	80 kW	1134	98
806 Van (AF_) TD (AFDHXC)	XUD9TE	07.95 - 08.02	1905	D	66 kW	1131	76
807 (EB_) 2.0 16V	RFJ (EW10A)	09.05	1997	B	103 kW	1132	83
807 (EB_) 2.0 HDi	RHD (DW10CTED4)	06.06	1997	D	100 kW	1134	96
807 (EB_) 2.0 HDi	RHD (DW10CTED4)	06.06	1997	D	100 kW	1134	96
807 (EB_) 2.0 HDi	RHR (DW10BTED4)	06.06	1997	D	100 kW	1132	85
807 (EB_) 2.0 HDi	RHH (DW10CTED4)	06.09	1997	D	120 kW	1132	85
807 (EB_) 2.0 HDi	RHK (DW10UTED4)	02.06	1997	D	88 kW	1132	85
807 (EB_) 2.0 HDi	RHM (DW10ATED4)	06.02 - 05.06	1997	D	79 kW	1132	86
807 (EB_) 2.0 HDi	RHT (DW10ATED4)	06.02 - 05.06	1997	D	79 kW	1133	87
807 (EB_) 2.0 HDi	RHW (DW10ATED4)	06.02 - 05.06	1997	D	79 kW	1133	88
807 (EB_) 2.0 HDi	RHW (DW10ATED4)	06.03	1997	D	80 kW	1133	88
807 (EB_) 2.0	RFN (EW10J4)	06.02	1997	B	100 kW	1132	83
807 (EB_) 2.2 HDi	4HP (DW12BTED4)	06.06	2179	D	120 kW	1131	81
807 (EB_) 2.2 HDi	4HR (DW12BTED4)	06.06	2179	D	120 kW	1131	81
807 (EB_) 2.2 HDi	4HS (DW12BTED4)	06.06 - 06.10	2179	D	125 kW	1131	81
807 (EB_) 2.2 HDi	4HT (DW12BTED4)	06.06 - 06.10	2179	D	125 kW	1131	79
807 (EB_) 2.2 HDi	4HT (DW12BTED4)	06.06	2179	D	120 kW	1131	79
807 (EB_) 2.2 HDi	4HW (DW12ATED4)	06.02	2179	D	94 kW	1132	85
807 (EB_) 2.2 HDi	4HW (DW12ATED4)	06.02	2179	D	94 kW	1132	85
807 (EB_) 2.2 HDi	4HW (DW12ATED4)	06.02	2179	D	94 kW	1132	85
807 (EB_) 2.2 HDi	4HW (DW12ATED4)	04.04 - 05.06	2179	D	100 kW	1132	85
807 (EB_) 2.2 HDi	4HX (DW12TED4)	06.02	2179	D	94 kW	1134	93
807 (EB_) 2.2 HDi	4HZ (DW12TED4)	04.04 - 05.06	2179	D	100 kW	1134	94
807 (EB_) 3.0 V6	XFJ (ES9J4S)	06.02	2946	B	150 kW	1136	109
807 Van (EB_) 2.0 HDi (EBRHMEF)	RHM (DW10ATED4)	06.02 - 05.06	1997	D	79 kW	1132	86
807 Van (EB_) 2.0 HDi (EBRHTBF, EBRHWBF)	RHT (DW10ATED4)	04.04 - 05.06	1997	D	80 kW	1133	87
807 Van (EB_) 2.0 HDi (EBRHTBF, EBRHWBF)	RHW (DW10ATED4)	04.04 - 05.06	1997	D	80 kW	1133	88
807 Van (EB_) 2.0 HDi	RHH (DW10CTED4)	05.10	1997	D	120 kW	1132	85
807 Van (EB_) HDi (EB4HWGF)	4HW (DW12TED4)	04.04 - 05.06	2179	D	94 kW	1132	85
BIPPER (AA_) 1.3 HDi 75	199 A9.000	10.10	1248	D	55 kW	1119	2
BIPPER (AA_) 1.3 HDi 75	FHZ (F13DTE5)	10.10	1248	D	55 kW	1119	1
BIPPER (AA_) 1.4 HDi	8HS (DV4TED)	02.08	1398	D	50 kW	1120	11
BIPPER (AA_) 1.4	KFT (TU3AE5)	02.08	1360	B	54 kW	1121	18
BIPPER (AA_) 1.4	KFV (TU3A)	02.08	1360	B	54 kW	1123	30
BIPPER TEPEE 1.3 HDi 75	199 A9.000	10.10	1248	D	55 kW	1119	2
BIPPER TEPEE 1.3 HDi 75	FHZ (F13DTE5)	10.10	1248	D	55 kW	1119	1
BIPPER TEPEE 1.4 HDi	8HS (DV4TED)	04.08	1398	D	50 kW	1120	11
BIPPER TEPEE 1.4	KFT (TU3AE5)	04.08	1360	B	54 kW	1121	18
BIPPER TEPEE 1.4	KFV (TU3A)	04.08	1360	B	54 kW	1123	30
BOXER Bus (230P) 1.9 D	D9B (XUD9AU)	03.94 - 04.02	1905	D	51 kW	1130	71
BOXER Bus (230P) 1.9 TD 4x4	D8C (XUD9UTF)	07.96 - 04.02	1905	D	68 kW	1128	64
BOXER Bus (230P) 1.9 TD	D8C (XUD9UTF)	03.94 - 04.02	1905	D	68 kW	1128	64
BOXER Bus (230P) 1.9 TD	DHY (XUD9TE)	08.94 - 04.02	1905	D	66 kW	1130	74
BOXER Bus (230P) 2.0 i 4x4	RFW (XU10J2)	08.96 - 04.02	1998	B	80 kW	1135	105
BOXER Bus (230P) 2.0 i	RFW (XU10J2)	03.94 - 04.02	1998	B	80 kW	1135	105
BOXER Bus (230P) 2.5 D 4x4	T9A (DJ5)	07.96 - 04.02	2446	D	63 kW	1137	117
BOXER Bus (230P) 2.5 DT	8140.67	10.97 - 11.01	2499	D	62 kW	1137	118
BOXER Bus (230P) 2.5 D	T9A (DJ5)	08.94 - 04.02	2446	D	63 kW	1137	117
BOXER Bus (230P) 2.5 TD 4x4	T8A (DJ5T)	07.96 - 04.02	2446	D	76 kW	1137	117
BOXER Bus (230P) 2.5 TDI 4x4	THX (DJ5TED)	01.97 - 04.02	2446	D	79 kW	1137	116
BOXER Bus (230P) 2.5 TDI	THX (DJ5TED)	01.97 - 04.02	2446	D	79 kW	1137	116
BOXER Bus (230P) 2.5 TD	T8A (DJ5T)	07.94 - 04.02	2446	D	76 kW	1137	117
BOXER Bus (230P) 2.8 HDi	8140.43S (F28DTCR)	11.00 - 04.02	2800	D	94 kW	1138	124
BOXER Bus (230P) 2.8 HDi 4x4	8140.43S (F28DTCR)	10.00 - 04.02	2800	D	94 kW	1138	124
BOXER Bus (230P) 2.8 HDi Allrad	8140.43S (F28DTCR)	10.00 - 11.01	2800	D	93 kW	1138	124
BOXER Bus (230P) 2.8 HDi	8140.43S (F28DTCR)	10.00 - 11.01	2800	D	93 kW	1138	124
BOXER Bus (244, Z_) 2.0 HDi	RHV (DW10TD)	12.01 - 06.06	1997	D	62 kW	1134	97
BOXER Bus (244, Z_) 2.0 HDi	RHV (DW10UTD)	12.01 - 06.06	1997	D	62 kW	1134	98
BOXER Bus (244, Z_) 2.2 HDi	4HY (DW12UTED)	12.01 - 06.06	2179	D	74 kW	1131	80



						
	ENGINE	ccm				1 POS
BOXER Bus (244, Z_) 2.3 HDi	F1AE0481T	04.06	2287	D	93 kW	1136 111
BOXER Bus (244, Z_) 2.8 HDi 4x4	8140.43S (F28DTCR)	12.01 - 06.06	2800	D	94 kW	1138 124
BOXER Bus (244, Z_) 2.8 HDi	8140.43N	04.04 - 06.06	2800	D	107 kW	1138 124
BOXER Bus (244, Z_) 2.8 HDi	8140.43S (F28DTCR)	12.01 - 06.06	2800	D	94 kW	1138 124
BOXER Bus (244, Z_) 2.8 HDi	8140.43	03.02 - 08.05	2798	D	90 kW	1138 125
BOXER Bus 2.2 BlueHDi 140	4HB (DW12RUD)	07.19	2179	D	103 kW	1131 81
BOXER Bus 2.2 BlueHDi 165	4HH (DW12RUC)	08.19	2179	D	121 kW	1131 81
BOXER Bus 2.2 HDi 100	4HV (P22DTE)	04.06	2198	D	74 kW	1135 104
BOXER Bus 2.2 HDi 120	4HU (P22DTE)	04.06	2198	D	88 kW	1135 104
BOXER Bus 2.8 HDi	8140.43S	09.05 - 09.09	2798	D	93 kW	1138 125
BOXER Bus 3.0 HDi 160	F1CE0481D (F30DT)	04.06	2999	D	116 kW	1138 126
BOXER Bus 3.0 HDi 175	F1CE0481D (F30DT)	03.11	2999	D	130 kW	1138 126
BOXER Bus 3.0 HDi	F1CE0481D (F30DTE)	01.09 - 12.15	2999	D	115 kW	1138 127
BOXER Kasten (230L) 1.9 DT 4x4	XUD9TE	03.96 - 09.98	1905	D	66 kW	1131 76
BOXER Kasten (230L) 1.9 D	D9B (XUD9AU)	03.94 - 06.03	1905	D	51 kW	1130 71
BOXER Kasten (230L) 1.9 D	DJY (XUD9A)	07.99 - 04.02	1905	D	50 kW	1129 66
BOXER Kasten (230L) 1.9 TD	D8C (XUD9UTF)	03.94 - 04.02	1905	D	68 kW	1128 64
BOXER Kasten (230L) 1.9 TD	XUD9TE	07.99 - 04.02	1905	D	66 kW	1131 76
BOXER Kasten (230L) 2.0 4x4	RFW (XU10J2)	03.96 - 09.98	1998	B	80 kW	1135 105
BOXER Kasten (230L) 2.0 HDi	RHV (DW10UTD)	08.01 - 04.02	1997	D	62 kW	1134 98
BOXER Kasten (230L) 2.0 i	RFW (XU10J2)	06.94 - 04.02	1998	B	80 kW	1135 105
BOXER Kasten (230L) 2.5 D 4x4	T9A (DJ5)	07.99 - 04.02	2446	D	63 kW	1137 117
BOXER Kasten (230L) 2.5 DT	8140.67	10.97 - 11.01	2499	D	62 kW	1137 118
BOXER Kasten (230L) 2.5 D	T9A (DJ5)	03.94 - 04.02	2446	D	63 kW	1137 117
BOXER Kasten (230L) 2.5 TDI 4x4	THX (DJ5TED)	07.99 - 04.02	2446	D	79 kW	1137 116
BOXER Kasten (230L) 2.5 TDI	THX (DJ5TED)	01.97 - 04.02	2446	D	79 kW	1137 116
BOXER Kasten (230L) 2.5 TD	T8A (DJ5T)	03.94 - 04.02	2446	D	76 kW	1137 117
BOXER Kasten (230L) 2.8 DTIC 4x4	8140.43	10.97 - 08.05	2798	D	90 kW	1138 125
BOXER Kasten (230L) 2.8 HDi	8140.43S (F28DTCR)	11.00 - 04.02	2800	D	94 kW	1138 124
BOXER Kasten (230L) 2.8 HDi 4x4	8140.43S (F28DTCR)	10.00 - 11.01	2800	D	93 kW	1138 124
BOXER Kasten (230L) 2.8 HDi 4x4	8140.43S (F28DTCR)	10.00 - 04.02	2800	D	94 kW	1138 124
BOXER Kasten (230L) 2.8 HDi	8140.43S (F28DTCR)	10.00 - 11.01	2800	D	93 kW	1138 124
BOXER Kasten (244) 2.0 HDi	RHV (DW10TD)	04.02 - 06.06	1997	D	62 kW	1134 97
BOXER Kasten (244) 2.0 HDi	RHV (DW10UTD)	04.02 - 06.06	1997	D	62 kW	1134 98
BOXER Kasten (244) 2.2 HDi	4HY (DW12UTED)	12.01 - 06.06	2179	D	74 kW	1131 80
BOXER Kasten (244) 2.3 HDi	F1AE0481T	02.07	2287	D	93 kW	1136 111
BOXER Kasten (244) 2.8 HDi 4x4	8140.43S (F28DTCR)	12.01 - 06.06	2800	D	94 kW	1138 124
BOXER Kasten (244) 2.8 HDi	8140.43N	04.04 - 06.06	2800	D	107 kW	1138 124
BOXER Kasten (244) 2.8 HDi	8140.43S (F28DTCR)	12.01 - 06.06	2800	D	94 kW	1138 124
BOXER Kasten (244) 2.8 HDi	8140.43S (F28DTCR)	09.05 - 09.09	2800	D	93 kW	1138 124
BOXER Kasten (244) 2.8 HDi	8140.43	03.02 - 08.05	2798	D	90 kW	1138 125
BOXER Kasten 2.2 BlueHDi 140	4HB (DW12RUD)	07.19	2179	D	103 kW	1131 81
BOXER Kasten 2.2 BlueHDi 165	4HH (DW12RUC)	07.19	2179	D	121 kW	1131 81
BOXER Kasten 2.2 HDi 100	4HV (P22DTE)	04.06	2198	D	74 kW	1135 104
BOXER Kasten 2.2 HDi 120	4HU (P22DTE)	04.06	2198	D	88 kW	1135 104
BOXER Kasten 2.8 HDi	8140.43S	09.05 - 09.09	2798	D	93 kW	1138 125
BOXER Kasten 3.0 HDi 160	F1CE0481D (F30DT)	04.06	2999	D	116 kW	1138 126
BOXER Kasten 3.0 HDi 175	F1CE0481D (F30DT)	03.11	2999	D	130 kW	1138 126
BOXER Kasten 3.0 HDi	F1CE0481D (F30DT)	07.06	2999	D	115 kW	1138 126
BOXER Pritsche/Fahrgestell (244) 2.0 HDi	RHV (DW10TD)	12.01 - 06.06	1997	D	62 kW	1134 97
BOXER Pritsche/Fahrgestell (244) 2.0 HDi	RHV (DW10UTD)	12.01 - 06.06	1997	D	62 kW	1134 98
BOXER Pritsche/Fahrgestell (244) 2.2 HDi	4HY (DW12UTED)	12.01 - 06.06	2179	D	74 kW	1131 80
BOXER Pritsche/Fahrgestell (244) 2.8 HDi 4x4	8140.43S (F28DTCR)	12.01 - 06.06	2800	D	94 kW	1138 124
BOXER Pritsche/Fahrgestell (244) 2.8 HDi	8140.43N	04.04 - 06.06	2800	D	107 kW	1138 124
BOXER Pritsche/Fahrgestell (244) 2.8 HDi	8140.43S (F28DTCR)	12.01 - 06.06	2800	D	94 kW	1138 124
BOXER Pritsche/Fahrgestell (ZCT_) 1.9 D	D8C (XUD9AU)	03.94 - 04.02	1905	D	51 kW	1129 70
BOXER Pritsche/Fahrgestell (ZCT_) 1.9 D	DJY (XUD9A)	03.94 - 04.02	1905	D	51 kW	1129 66
BOXER Pritsche/Fahrgestell (ZCT_) 1.9 TD	D8C (XUD9UTF)	07.94 - 04.02	1905	D	68 kW	1128 64
BOXER Pritsche/Fahrgestell (ZCT_) 1.9 TD	DHY (XUD9TE)	06.94 - 04.02	1905	D	66 kW	1130 74
BOXER Pritsche/Fahrgestell (ZCT_) 1.9 TD	XUD9TE	07.94 - 04.02	1905	D	68 kW	1131 76
BOXER Pritsche/Fahrgestell (ZCT_) 1.9 TD	XUD9TE	06.94 - 04.02	1905	D	66 kW	1131 76
BOXER Pritsche/Fahrgestell (ZCT_) 2.0 i	RFW (XU10J2)	06.94 - 04.02	1998	B	80 kW	1135 105















BOXER Pritsche/Fahrgestell (ZCT_) 2.5 D 4x4	T9A (DJ5)	07.99 - 04.02	2446	D	63 kW	1137	117
BOXER Pritsche/Fahrgestell (ZCT_) 2.5 D	T9A (DJ5)	03.94 - 04.02	2446	D	63 kW	1137	117
BOXER Pritsche/Fahrgestell (ZCT_) 2.5 TDI 4x4	THX (DJ5TED)	07.99 - 04.02	2446	D	79 kW	1137	116
BOXER Pritsche/Fahrgestell (ZCT_) 2.5 TDI	THX (DJ5TED)	01.97 - 04.02	2446	D	79 kW	1137	116
BOXER Pritsche/Fahrgestell (ZCT_) 2.5 TD	T8A (DJ5T)	03.94 - 04.02	2446	D	76 kW	1137	117
BOXER Pritsche/Fahrgestell (ZCT_) 2.8 HDi	8140.43S (F28DTCR)	11.00 - 04.02	2800	D	94 kW	1138	124
BOXER Pritsche/Fahrgestell (ZCT_) 2.8 HDi Allrad	8140.43S (F28DTCR)	10.00 - 11.01	2800	D	93 kW	1138	124
BOXER Pritsche/Fahrgestell (ZCT_) 2.8 HDi	8140.43S (F28DTCR)	10.00 - 11.01	2800	D	93 kW	1138	124
BOXER Pritsche/Fahrgestell 2.2 BlueHDi 140	4HB (DW12RUD)	08.19	2179	D	103 kW	1131	81
BOXER Pritsche/Fahrgestell 2.2 BlueHDi 165	4HH (DW12RUC)	08.19	2179	D	121 kW	1131	81
BOXER Pritsche/Fahrgestell 2.2 HDi 100	4HV (P22DTE)	04.06	2198	D	74 kW	1135	104
BOXER Pritsche/Fahrgestell 2.2 HDi 120	4HU (P22DTE)	04.06	2198	D	88 kW	1135	104
BOXER Pritsche/Fahrgestell 3.0 HDi 160	F1CE0481D (F30DT)	04.06	2999	D	116 kW	1138	126
BOXER Pritsche/Fahrgestell 3.0 HDi 175	F1CE0481D (F30DT)	03.11	2999	D	130 kW	1138	126
BOXER Pritsche/Fahrgestell 3.0 HDi	F1CE0481D (F30DT)	04.06	2999	D	115 kW	1138	126
EXPERT (224_) 1.8	LFZ (XU7JP)	10.96 - 09.00	1761	B	74 kW	1128	62
EXPERT (224_) 1.9 D	D9B (XUD9AU)	02.96 - 12.98	1905	D	51 kW	1130	71
EXPERT (224_) 1.9 D	WJY (DW8B)	06.98 - 12.06	1868	D	51 kW	1127	59
EXPERT (224_) 1.9 D	WJZ (DW8)	06.98 - 12.06	1868	D	51 kW	1127	59
EXPERT (224_) 1.9 D	XUD9TE	10.95 - 05.98	1905	D	69 kW	1131	76
EXPERT (224_) 1.9 TD	D8B (XUD9TE)	02.96 - 05.98	1905	D	68 kW	1128	64
EXPERT (224_) 1.9 TD	DHX (XUD9TE)	02.96 - 09.00	1905	D	66 kW	1130	74
EXPERT (224_) 2.0 HDi 16V	RHW (DW10ATED4)	07.00 - 12.06	1997	D	80 kW	1133	88
EXPERT (224_) 2.0 HDi	RHZ (DW10ATED)	07.00 - 12.06	1997	D	80 kW	1134	98
EXPERT (224_) 2.0 HDi	RHZ (DW10BTED)	07.00 - 12.06	1997	D	80 kW	1133	90
EXPERT (224_) 2.0 HDi	RHZ (DW10BTED+)	07.00 - 12.06	1997	D	80 kW	1133	91
EXPERT (224_) 2.0 HDi	RHZ (DW10CTED)	07.00 - 12.06	1997	D	80 kW	1135	99
EXPERT (224_) 2.0 HDi	RHX (DW10BTED)	10.00 - 10.06	1997	D	69 kW	1133	89
EXPERT (224_) 2.0	RFN (EW10J4)	07.00 - 12.06	1997	B	100 kW	1132	83
EXPERT Bus (V_) 1.5 BlueHDi 100	YHR (DV5RUCd)	06.18	1499	D	75 kW	1122	21
EXPERT Bus (V_) 1.5 BlueHDi 120	YHV (DV5RUC)	06.18	1499	D	88 kW	1122	21
EXPERT Bus (V_) 1.6 BlueHDi 115	BHX (DV6FCU)	04.16	1560	D	85 kW	1121	14
EXPERT Bus (V_) 1.6 BlueHDi 95	BHS (DV6FDU)	04.16	1560	D	70 kW	1120	13
EXPERT Bus (V_) 1.6 BlueHDi 95	BHV (DV6FDU)	04.16	1560	D	70 kW	1121	14
EXPERT Bus (V_) 2.0 BlueHDi 150	AHX (DW10FD)	04.16	1997	D	110 kW	1131	81
EXPERT Bus (V_) 2.0 BlueHDi 180	AHH (DW10FC)	04.16	1997	D	130 kW	1131	81
EXPERT Kasten (222) 1.8	LFZ (XU7JP)	10.96 - 09.00	1761	B	74 kW	1128	62
EXPERT Kasten (222) 1.9 D 70	WJY (DW8B)	12.98 - 12.06	1868	D	51 kW	1127	59
EXPERT Kasten (222) 1.9 D 70	WJZ (DW8)	12.98 - 12.06	1868	D	51 kW	1127	59
EXPERT Kasten (222) 1.9 D	D9B (XUD9AU)	02.96 - 12.98	1905	D	51 kW	1130	71
EXPERT Kasten (222) 1.9 TD	D8B (XUD9TE)	02.96 - 05.98	1905	D	68 kW	1128	64
EXPERT Kasten (222) 1.9 TD	DHX (XUD9TE)	02.96 - 09.00	1905	D	66 kW	1130	74
EXPERT Kasten (222) 2.0 HDi	RHW (DW10ATED4)	07.00 - 12.06	1997	D	80 kW	1133	88
EXPERT Kasten (222) 2.0 HDi	RHX (DW10BTED)	07.00 - 03.08	1997	D	69 kW	1133	89
EXPERT Kasten (222) 2.0 HDi	RHZ (DW10ATED)	07.00 - 12.06	1997	D	80 kW	1134	98
EXPERT Kasten (222) 2.0 HDi	RHZ (DW10BTED)	07.00 - 12.06	1997	D	80 kW	1133	90
EXPERT Kasten (222) 2.0 HDi	RHZ (DW10BTED+)	07.00 - 12.06	1997	D	80 kW	1133	91
EXPERT Kasten (222) 2.0 HDi	RHZ (DW10CTED)	07.00 - 12.06	1997	D	80 kW	1135	99
EXPERT Kasten (222) 2.0	RFN (EW10J4)	09.02 - 12.06	1997	B	100 kW	1132	83
EXPERT Kasten (VF3A_, VF3U_, VF3X_) 1.6 HDi 90 16V	9HU (DV6UTED4)	01.07	1560	D	66 kW	1122	23
EXPERT Kasten (VF3A_, VF3U_, VF3X_) 1.6 HDi 90 8V	9HH (DV6DUM)	01.07	1560	D	66 kW	1120	13
EXPERT Kasten (VF3A_, VF3U_, VF3X_) 1.6 HDi 90 8V	9HM (DV6UC)	01.07	1560	D	66 kW	1120	13
EXPERT Kasten (VF3A_, VF3U_, VF3X_) 2.0 16V	RFJ (EW10A)	01.07	1997	B	103 kW	1132	83
EXPERT Kasten (VF3A_, VF3U_, VF3X_) 2.0 HDi 120 4x4	RHK (DW10UTED4)	01.10	1997	D	88 kW	1132	85
EXPERT Kasten (VF3A_, VF3U_, VF3X_) 2.0 HDi 120	RHK (DW10UTED4)	01.07	1997	D	88 kW	1132	85
EXPERT Kasten (VF3A_, VF3U_, VF3X_) 2.0 HDi 130 4x4	AHZ (DW10CD)	01.12 - 03.16	1997	D	94 kW	1134	95
EXPERT Kasten (VF3A_, VF3U_, VF3X_) 2.0 HDi 130	AHZ (DW10CD)	03.11	1997	D	94 kW	1134	95
EXPERT Kasten (VF3A_, VF3U_, VF3X_) 2.0 HDi 140	RHR (DW10BTED4)	01.07	1997	D	100 kW	1132	85
EXPERT Kasten (VF3A_, VF3U_, VF3X_) 2.0 HDi 165	RHH (DW10CTED4)	09.09	1997	D	120 kW	1132	85
EXPERT Kasten (V_) 1.5 BlueHDi 100	YHR (DV5RUCd)	06.18	1499	D	75 kW	1122	21
EXPERT Kasten (V_) 1.5 BlueHDi 120	YHV (DV5RUC)	06.18	1499	D	88 kW	1122	21
EXPERT Kasten (V_) 1.6 BlueHDi 115	BHX (DV6FCU)	04.16	1560	D	85 kW	1121	14

			<b>ccm</b>		<b>kw</b>		<b>1 POS</b>
EXPERT Kasten (V_) 1.6 BlueHdi 95	BHV (DV6FDU)	04.16	1560	D	70 kW	1121	14
EXPERT Kasten (V_) 2.0 BlueHdi 150 4x4	AHX (DW10FD)	04.16	1997	D	110 kW	1131	81
EXPERT Kasten (V_) 2.0 BlueHdi 150	AHX (DW10FD)	04.16	1997	D	110 kW	1131	81
EXPERT Kasten (V_) 2.0 BlueHdi 180	AHH (DW10FC)	04.16	1997	D	130 kW	1131	81
EXPERT Pritsche/Fahrgestell (223) 1.9 D	D9B (XUD9AU)	02.96 - 12.98	1905	D	51 kW	1130	71
EXPERT Pritsche/Fahrgestell (223) 1.9 D	WJY (DW8B)	06.98 - 09.01	1868	D	51 kW	1127	59
EXPERT Pritsche/Fahrgestell (223) 1.9 D	WJZ (DW8)	06.98 - 09.01	1868	D	51 kW	1127	59
EXPERT Pritsche/Fahrgestell (223) 1.9 TD	D8B (XUD9TE)	02.96 - 05.98	1905	D	68 kW	1128	64
EXPERT Pritsche/Fahrgestell (223) 1.9 TD	DHX (XUD9TE)	02.96 - 09.00	1905	D	66 kW	1130	74
EXPERT Pritsche/Fahrgestell (223) 2.0 Hdi	RHW (DW10ATED4)	10.00 - 10.06	1997	D	80 kW	1133	88
EXPERT Pritsche/Fahrgestell (223) 2.0 Hdi	RHX (DW10BTED)	10.00 - 10.06	1997	D	69 kW	1133	89
EXPERT Pritsche/Fahrgestell (V_) 1.6 BlueHdi 95	BHV (DV6FDU)	09.16	1560	D	70 kW	1121	14
EXPERT Pritsche/Fahrgestell (V_) 2.0 BlueHdi 150	AHX (DW10FD)	09.16	1997	D	110 kW	1131	81
EXPERT Pritsche/Fahrgestell 1.6 Hdi 90 16V	9HU (DV6UTED4)	01.07	1560	D	66 kW	1122	23
EXPERT Pritsche/Fahrgestell 1.6 Hdi 90 8V	9HH (DV6DUM)	01.07	1560	D	66 kW	1120	13
EXPERT Pritsche/Fahrgestell 1.6 Hdi 90 8V	9HM (DV6UC)	01.07	1560	D	66 kW	1120	13
EXPERT Pritsche/Fahrgestell 2.0 Hdi 120	RHK (DW10UTED4)	01.07	1997	D	88 kW	1132	85
EXPERT Pritsche/Fahrgestell 2.0 Hdi 130	AHZ (DW10CD)	03.11	1997	D	94 kW	1134	95
EXPERT Pritsche/Fahrgestell 2.0 Hdi 140	RHR (DW10BTED4)	01.07	1997	D	100 kW	1132	85
EXPERT Pritsche/Fahrgestell 2.0 Hdi 165	RHH (DW10CTED4)	09.09	1997	D	120 kW	1132	85
EXPERT TEPEE (VF3X_) 1.6 Hdi 90 16V	9HU (DV6UTED4)	01.07 - 03.16	1560	D	66 kW	1122	23
EXPERT TEPEE (VF3X_) 1.6 Hdi 90 8V	9HH (DV6DUM)	01.07 - 03.16	1560	D	66 kW	1120	13
EXPERT TEPEE (VF3X_) 1.6 Hdi 90 8V	9HM (DV6UC)	01.07 - 03.16	1560	D	66 kW	1120	13
EXPERT TEPEE (VF3X_) 2.0 16V	RFJ (EW10A)	01.07 - 03.16	1997	B	103 kW	1132	83
EXPERT TEPEE (VF3X_) 2.0 Hdi 100	AHY (DW10CE)	03.11 - 03.16	1997	D	72 kW	1134	95
EXPERT TEPEE (VF3X_) 2.0 Hdi 120 4x4	RHK (DW10UTED4)	01.07 - 03.16	1997	D	88 kW	1132	85
EXPERT TEPEE (VF3X_) 2.0 Hdi 120	RHK (DW10UTED4)	01.07 - 03.16	1997	D	88 kW	1132	85
EXPERT TEPEE (VF3X_) 2.0 Hdi 130 4x4	AHZ (DW10CD)	03.11 - 03.16	1997	D	94 kW	1134	95
EXPERT TEPEE (VF3X_) 2.0 Hdi 130	AHZ (DW10CD)	03.11	1997	D	94 kW	1134	95
EXPERT TEPEE (VF3X_) 2.0 Hdi 140	RHR (DW10BTED4)	01.07	1997	D	100 kW	1132	85
EXPERT TEPEE (VF3X_) 2.0 Hdi 165	RHH (DW10CTED4)	09.09	1997	D	120 kW	1132	85
HOGGAR 1.4 Flex	KFV (TU3A)	05.10 - 12.15	1360	B/E	60 kW	1123	30
HOGGAR 1.4 Flex	KFW (TU3JP)	05.10 - 12.15	1360	B/E	60 kW	1123	30
HOGGAR 1.6 Flex	NFU (TU5JP4)	05.10 - 12.14	1587	B/E	83 kW	1125	47
HOGGAR 1.6	NFU (TU5JP4)	05.10	1587	B	81 kW	1125	47
HOGGAR 1.6	NFU (TU5JP4)	05.10	1587	B	78 kW	1125	47
J5 Bus (280P) 2.0 Super 4x4	XN1P	09.81 - 08.90	1971	B	58 kW	1136	113
J5 Bus (280P) 2.0	170 (XN1T)	01.83 - 09.90	1971	B	58 kW	1136	113
J5 Bus (280P) 2.0	170B (XN1T)	09.81 - 09.90	1971	B	55 kW	1136	113
J5 Bus (280P) 2.5 DT	CRD93L	01.86 - 08.90	2498	D	70 kW	1137	119
J5 Bus (290P) 1.9 D	D9B (XUD9A)	10.90 - 02.94	1905	D	51 kW	1129	68
J5 Bus (290P) 2.5 TD 4x4	CRD93LS (U25/673)	10.90 - 02.94	2500	D	70 kW	1137	119
J5 Bus (290P) 2.5 TD	CRD93LS (U25/673)	10.90 - 02.94	2500	D	70 kW	1137	119
J5 Kasten (280L) 1.8	169B (XM7T)	01.83 - 11.88	1796	B	51 kW	1131	78
J5 Kasten (280L) 1.9 D	D9B (XUD9A)	09.87 - 08.90	1905	D	51 kW	1129	68
J5 Kasten (280L) 1.9 D	XUD9	09.87 - 08.90	1905	D	51 kW	1130	75
J5 Kasten (280L) 2.0	XN1P	09.81 - 08.90	1971	B	58 kW	1136	113
J5 Kasten (280L) 2.0	XN1T	09.87 - 08.90	1971	B	55 kW	1136	113
J5 Kasten (280L) 2.5 DT Allrad	CRD93L	09.81 - 08.90	2498	D	70 kW	1137	119
J5 Kasten (280L) 2.5 DT	CRD93LS (U25/673)	09.81 - 08.90	2500	D	70 kW	1137	119
J5 Kasten (280L) 2.5 DT	CRD93L	09.81 - 08.90	2498	D	70 kW	1137	119
J5 Kasten (290L) 1.8	169B (XM7T)	09.90 - 01.94	1796	B	51 kW	1131	78
J5 Kasten (290L) 1.9 D	D9B (XUD9A)	10.90 - 03.94	1905	D	51 kW	1129	68
J5 Kasten (290L) 2.5 DT	CRD93L	09.90 - 01.94	2498	D	70 kW	1137	119
J5 Kasten (290L) 2.5 TD 4x4	CRD93LS (U25/673)	10.90 - 03.94	2500	D	70 kW	1137	119
J5 Pritsche/Fahrgestell (280L) 1.8	169B (XM7T)	09.81 - 08.90	1796	B	51 kW	1131	78
J5 Pritsche/Fahrgestell (280L) 2.0	170 (XN1T)	01.83 - 11.88	1971	B	58 kW	1136	113
J5 Pritsche/Fahrgestell (280L) 2.0	170B (XN1T)	01.86 - 11.88	1971	B	55 kW	1136	113
J5 Pritsche/Fahrgestell (280L) 2.5 DT	CRD93L	09.81 - 08.90	2498	D	70 kW	1137	119
J5 Pritsche/Fahrgestell (290L) 1.9 D	D9B (XUD9A)	10.90 - 02.94	1905	D	51 kW	1129	68
J5 Pritsche/Fahrgestell (290L) 2.5 TD 4x4	CRD93LS (U25/673)	10.90 - 02.94	2500	D	70 kW	1137	119
J5 Pritsche/Fahrgestell (290L) 2.5 TD	CRD93LS (U25/673)	10.90 - 02.94	2500	D	70 kW	1137	119




















							
			ccm			1 POS	
J7 Bus 1.6	XC5P	08.68 - 07.70	1618	B	50 kW	1131	78
J7 Bus 1.6	XC7P	07.70 - 03.80	1618	B	44 kW	1131	78
J7 Bus 1.8	XM7P	07.70 - 03.80	1796	B	48 kW	1131	78
J7 Bus 1.9 D	XDP 88	08.68 - 07.78	1946	D	40 kW	1136	112
J7 Bus 2.1 D	XDP 90	08.68 - 07.77	2112	D	42 kW	1137	114
J7 Kasten 1.6	XC5P	08.68 - 03.80	1618	B	50 kW	1131	78
J7 Kasten 1.6	XC7P	08.68 - 03.80	1618	B	44 kW	1131	78
J7 Kasten 1.8	XM7P	07.70 - 03.80	1796	B	48 kW	1131	78
J7 Kasten 1.9 D	XDP 88	08.68 - 07.78	1946	D	40 kW	1136	112
J7 Kasten 2.1 D	XDP 90	08.68 - 07.77	2112	D	42 kW	1137	114
J7 Pritsche/Fahrgestell 1.6	XC5P	08.68 - 07.70	1618	B	50 kW	1131	78
J7 Pritsche/Fahrgestell 1.6	XC7P	07.70 - 03.80	1618	B	44 kW	1131	78
J7 Pritsche/Fahrgestell 1.8	XM7P	07.70 - 03.80	1796	B	48 kW	1131	78
J7 Pritsche/Fahrgestell 1.9 D	XDP 88	08.68 - 07.78	1946	D	40 kW	1136	112
J7 Pritsche/Fahrgestell 2.1 D	XDP 90	08.68 - 07.77	2112	D	42 kW	1137	114
J9 Bus 2.0	XN1P	03.80 - 06.87	1971	B	57 kW	1136	113
J9 Bus 2.5 D	XD3P	08.82 - 06.87	2498	D	53 kW	1138	122
J9 Kasten 1.6	XC7P	03.80 - 06.87	1618	B	44 kW	1131	78
J9 Kasten 2.0	XN1P	03.80 - 06.87	1971	B	57 kW	1136	113
J9 Kasten 2.5 D	XD3P	07.82 - 06.87	2498	D	53 kW	1138	122
J9 Pritsche/Fahrgestell 2.0	XN1P	03.80 - 06.87	1971	B	57 kW	1136	113
J9 Pritsche/Fahrgestell 2.5 D	XD3P	07.82 - 06.87	2498	D	53 kW	1138	122
PARTNER Großraumlimousine (5_, G_) 1.1	HDZ (TU1M)	06.96 - 10.02	1124	B	44 kW	1120	9
PARTNER Großraumlimousine (5_, G_) 1.1	HFX (TU1JP)	06.96 - 10.02	1124	B	44 kW	1120	9
PARTNER Großraumlimousine (5_, G_) 1.4	KFV (TU3JP)	10.05 - 07.08	1360	B	48 kW	1123	30
PARTNER Großraumlimousine (5_, G_) 1.4	KFW (TU3A)	06.96 - 12.15	1360	B	55 kW	1123	31
PARTNER Großraumlimousine (5_, G_) 1.4	KFW (TU3JP)	06.96 - 12.15	1360	B	55 kW	1123	30
PARTNER Großraumlimousine (5_, G_) 1.4	KFW (TU3JP)	11.02 - 10.06	1360	B	54 kW	1123	30
PARTNER Großraumlimousine (5_, G_) 1.4	KFX (TU3JP)	06.96 - 12.15	1360	B	55 kW	1123	28
PARTNER Großraumlimousine (5_, G_) 1.4	TU32	06.96 - 12.15	1360	B	55 kW	1123	28
PARTNER Großraumlimousine (5_, G_) 1.6 16V	NFU (TU5JP4)	07.01 - 03.08	1587	B	80 kW	1125	47
PARTNER Großraumlimousine (5_, G_) 1.6 16V	NFU (TU5JP4)	09.00 - 12.15	1587	B	81 kW	1125	47
PARTNER Großraumlimousine (5_, G_) 1.6 Flexfuel	NFU (TU5JP4)	08.00 - 10.02	1587	B/E	80 kW	1125	47
PARTNER Großraumlimousine (5_, G_) 1.6 HDI 92	9HJ (DV6DTEDM)	11.09 - 12.10	1560	D	68 kW	1121	14
PARTNER Großraumlimousine (5_, G_) 1.6 HDI 92	9HP (DV6DTEd)	11.09 - 12.10	1560	D	68 kW	1121	14
PARTNER Großraumlimousine (5_, G_) 1.6 HDi 75	9HW (DV6BTEd4)	08.05 - 07.08	1560	D	55 kW	1122	26
PARTNER Großraumlimousine (5_, G_) 1.6 HDi 90	9HX (DV6ATEd4)	08.05 - 12.15	1560	D	66 kW	1122	22
PARTNER Großraumlimousine (5_, G_) 1.8	LFX (XU7JB)	05.97 - 08.03	1761	B	66 kW	1128	62
PARTNER Großraumlimousine (5_, G_) 1.9 D 4x4	WJY (DW8B)	04.04 - 08.05	1868	D	51 kW	1127	59
PARTNER Großraumlimousine (5_, G_) 1.9 D	DJY (XUD9A)	06.96 - 12.02	1905	D	50 kW	1129	66
PARTNER Großraumlimousine (5_, G_) 1.9 D	WJY (DW8B)	02.98 - 12.13	1868	D	51 kW	1127	59
PARTNER Großraumlimousine (5_, G_) 1.9 D	WJZ (DW8)	02.98 - 12.13	1868	D	51 kW	1127	59
PARTNER Großraumlimousine (5_, G_) 1.9 D	XUD9	05.96 - 12.98	1905	D	51 kW	1130	75
PARTNER Großraumlimousine (5_, G_) 2.0 HDI	RHY (DW10TD)	10.99 - 07.08	1997	D	66 kW	1134	98
PARTNER Großraumlimousine (5_, G_) 2.0 HDi 4x4	RHY (DW10TD)	04.04 - 08.05	1997	D	66 kW	1134	98
PARTNER Kasten/Großraumlimousine (5_, G_) 1.1	HDZ (TU1M)	06.96 - 09.05	1124	B	44 kW	1120	9
PARTNER Kasten/Großraumlimousine (5_, G_) 1.4 BiFuel	KFV (TU3JP)	04.03 - 10.06	1360	B/G	55 kW	1123	30
PARTNER Kasten/Großraumlimousine (5_, G_) 1.4	KFV (TU3A)	11.02 - 10.06	1360	B	54 kW	1123	30
PARTNER Kasten/Großraumlimousine (5_, G_) 1.4	KFW (TU3A)	06.96 - 12.15	1360	B	55 kW	1123	31
PARTNER Kasten/Großraumlimousine (5_, G_) 1.4	KFX (TU3JP)	06.96 - 12.15	1360	B	55 kW	1123	28
PARTNER Kasten/Großraumlimousine (5_, G_) 1.4	TU32	06.96 - 12.15	1360	B	55 kW	1123	28
PARTNER Kasten/Großraumlimousine (5_, G_) 1.6 Bioflex	NFU (TU5JP4)	09.00 - 10.02	1587	B/E	80 kW	1125	47
PARTNER Kasten/Großraumlimousine (5_, G_) 1.6 HDI 92	9HJ (DV6DTEDM)	11.09 - 12.10	1560	D	68 kW	1121	14
PARTNER Kasten/Großraumlimousine (5_, G_) 1.6 HDI 92	9HP (DV6DTEd)	11.09 - 12.10	1560	D	68 kW	1121	14
PARTNER Kasten/Großraumlimousine (5_, G_) 1.6 HDi 75	9HK (DV6ETEDM)	08.05 - 07.08	1560	D	55 kW	1121	14
PARTNER Kasten/Großraumlimousine (5_, G_) 1.6 HDi 75	9HW (DV6BTEd4)	08.05 - 07.08	1560	D	55 kW	1122	26
PARTNER Kasten/Großraumlimousine (5_, G_) 1.6 HDi 90	9HX (DV6ATEd4)	08.05 - 12.15	1560	D	66 kW	1122	22
PARTNER Kasten/Großraumlimousine (5_, G_) 1.6	NFU (TU5JP4)	09.00 - 06.10	1587	B	80 kW	1125	47
PARTNER Kasten/Großraumlimousine (5_, G_) 1.8 D	A9A (XUD7)	06.96 - 12.02	1769	D	43 kW	1126	52
PARTNER Kasten/Großraumlimousine (5_, G_) 1.8 D	A9A (XUD7)	11.96 - 02.98	1769	D	44 kW	1126	52
PARTNER Kasten/Großraumlimousine (5_, G_) 1.8	LFX (XU7JB)	03.97 - 12.03	1761	B	66 kW	1128	62
PARTNER Kasten/Großraumlimousine (5_, G_) 1.9 D 4x4	WJY (DW8B)	04.04 - 07.11	1868	D	51 kW	1127	59

			<b>ccm</b>		<b>kw</b>		<b>1 POS</b>
PARTNER Kasten/Großraumlimousine (5_ G_) 1.9 D	DJY (XUD9A)	06.96 - 12.02	1905	D	51 kW	1129	66
PARTNER Kasten/Großraumlimousine (5_ G_) 1.9 D	DJY (XUD9A)	06.96 - 12.98	1905	D	50 kW	1129	66
PARTNER Kasten/Großraumlimousine (5_ G_) 1.9 D	WJY (DW8B)	06.96 - 12.15	1868	D	51 kW	1127	59
PARTNER Kasten/Großraumlimousine (5_ G_) 1.9 D	WJZ (DW8)	06.96 - 12.15	1868	D	51 kW	1127	59
PARTNER Kasten/Großraumlimousine (5_ G_) 2.0 HDi 4x4	RHY (DW10TD)	04.04 - 08.05	1997	D	66 kW	1134	98
PARTNER Kasten/Großraumlimousine (5_ G_) 2.0 HDi	RHY (DW10TD)	04.00 - 07.08	1997	D	66 kW	1134	98
PARTNER Kasten/Großraumlimousine (K9) 1.2 PureTech 110	HNP (EB2ADT)	07.19	1199	B	81 kW	1121	15
PARTNER Kasten/Großraumlimousine (K9) 1.2 PureTech 130	HNS (EB2ADTS)	07.19	1199	B	96 kW	1121	15
PARTNER Kasten/Großraumlimousine (K9) 1.5 BlueHDI 130 4x4	YHZ (DV5RC)	09.18	1499	D	96 kW	1122	21
PARTNER Kasten/Großraumlimousine (K9) 1.5 BlueHDI 130	YHZ (DV5RC)	09.18	1499	D	96 kW	1122	21
PARTNER Kasten/Großraumlimousine (K9) 1.5 BlueHDI 100	YHY (DV5RD)	07.19	1499	D	75 kW	1122	21
PARTNER Kasten/Großraumlimousine (K9) 1.5 BlueHDI 75	YHW (DV5RE)	07.19	1499	D	55 kW	1122	21
PARTNER Kasten/Großraumlimousine (K9) 1.6 16V Flex	NFP (EC5)	10.18	1587	B/E	90 kW	1125	45
PARTNER Kasten/Großraumlimousine (K9) 1.6 BlueHDI 100	BHY (DV6FD)	09.18	1560	D	73 kW	1121	14
PARTNER Kasten/Großraumlimousine (K9) 1.6 BlueHDI 75	BHW (DV6FE)	09.18	1560	D	55 kW	1121	14
PARTNER Kasten/Großraumlimousine (K9) 1.6 HDi 92	9HP (DV6DTEd)	09.18	1560	D	68 kW	1121	14
PARTNER Kasten/Großraumlimousine 1.2 THP	HNZ (EB2DT)	02.16	1199	B	81 kW	1121	15
PARTNER Kasten/Großraumlimousine 1.6 BlueHDI 100 4x4	BHY (DV6FD)	04.15	1560	D	73 kW	1121	14
PARTNER Kasten/Großraumlimousine 1.6 BlueHDI 100	BHY (DV6FD)	04.15	1560	D	73 kW	1121	14
PARTNER Kasten/Großraumlimousine 1.6 BlueHDI 120	BHZ (DV6FC)	04.15	1560	D	88 kW	1121	14
PARTNER Kasten/Großraumlimousine 1.6 Flex	NFU (TU5JP4)	09.08	1587	B/E	81 kW	1125	47
PARTNER Kasten/Großraumlimousine 1.6 HDi / BlueHDI 75	9HK (DV6ETEDM)	07.11	1560	D	55 kW	1121	14
PARTNER Kasten/Großraumlimousine 1.6 HDi / BlueHDI 75	9HN (DV6ETED)	07.11	1560	D	55 kW	1121	14
PARTNER Kasten/Großraumlimousine 1.6 HDi / BlueHDI 75	BHW (DV6FE)	07.11	1560	D	55 kW	1121	14
PARTNER Kasten/Großraumlimousine 1.6 HDi 16V 4x4	9HS (DV6TED4BU)	04.12	1560	D	66 kW	1122	23
PARTNER Kasten/Großraumlimousine 1.6 HDi 16V 4x4	9HX (DV6ATED4)	04.12	1560	D	66 kW	1122	22
PARTNER Kasten/Großraumlimousine 1.6 HDi 16V 4x4	9HX (DV6AUTED4)	04.12	1560	D	66 kW	1122	26
PARTNER Kasten/Großraumlimousine 1.6 HDi 16V	9HJ (DV6DTEdM)	04.10	1560	D	68 kW	1121	14
PARTNER Kasten/Großraumlimousine 1.6 HDi 16V	9HS (DV6TED4BU)	04.08	1560	D	66 kW	1122	23
PARTNER Kasten/Großraumlimousine 1.6 HDi 16V	9HX (DV6ATED4)	04.08	1560	D	66 kW	1122	22
PARTNER Kasten/Großraumlimousine 1.6 HDi 16V	9HX (DV6ATED4)	04.10	1560	D	68 kW	1122	22
PARTNER Kasten/Großraumlimousine 1.6 HDi 16V	9HX (DV6AUTED4)	04.08	1560	D	66 kW	1122	26
PARTNER Kasten/Großraumlimousine 1.6 HDi 4x4	9HD (DV6C)	07.12	1560	D	84 kW	1121	14
PARTNER Kasten/Großraumlimousine 1.6 HDi 90	9HJ (DV6DTEdM)	04.10	1560	D	68 kW	1121	14
PARTNER Kasten/Großraumlimousine 1.6 HDi 90	9HP (DV6DTEd)	04.10	1560	D	68 kW	1121	14
PARTNER Kasten/Großraumlimousine 1.6 HDi	9HF (DV6DTEd)	12.11	1560	D	66 kW	1121	14
PARTNER Kasten/Großraumlimousine 1.6 HDi	9HL (DV6C)	03.13	1560	D	84 kW	1121	14
PARTNER Kasten/Großraumlimousine 1.6 HDi	9HL (DV6C)	08.10	1560	D	82 kW	1121	14
PARTNER Kasten/Großraumlimousine 1.6 HDi	9HT (DV6BTED4)	04.08	1560	D	55 kW	1122	23
PARTNER Kasten/Großraumlimousine 1.6 HDi	9HT (DV6BUTED4)	04.08	1560	D	55 kW	1122	26
PARTNER Kasten/Großraumlimousine 1.6 HDi	9HW (DV6BTED4)	04.08	1560	D	55 kW	1122	26
PARTNER Kasten/Großraumlimousine 1.6 HDi	9HZ (DV6TED4)	04.08	1560	D	80 kW	1122	22
PARTNER Kasten/Großraumlimousine 1.6	5FK (EP6CB)	11.10	1598	B	72 kW	1124	39
PARTNER Kasten/Großraumlimousine 1.6	5FS (EP6C)	04.10	1598	B	88 kW	1124	34
PARTNER Kasten/Großraumlimousine 1.6	NFR (TU5JP4B)	04.08	1587	B	66 kW	1125	45
PARTNER Kasten/Großraumlimousine 1.6	NFU (TU5JP4)	04.08	1587	B	80 kW	1125	47
PARTNER ORIGIN Großraumlimousine (G_) 1.4	KFW (TU3JP)	07.08 - 12.13	1360	B	55 kW	1123	30
PARTNER ORIGIN Großraumlimousine (G_) 1.6 16V	NFU (TU5JP4)	09.11 - 12.13	1587	B	81 kW	1125	47
PARTNER ORIGIN Großraumlimousine (G_) 1.6 HDi 75	9HW (DV6BTED4)	08.08 - 12.13	1560	D	55 kW	1122	26
PARTNER ORIGIN Großraumlimousine (G_) 1.6 HDi 90	9HX (DV6ATED4)	09.11 - 12.13	1560	D	66 kW	1122	22
PARTNER ORIGIN Großraumlimousine (G_) 1.9 D	WJY (DW8B)	08.08 - 12.13	1868	D	51 kW	1127	59
PARTNER ORIGIN Kasten/Großraumlimousine (G_) 1.4	KFW (TU3JP)	08.08 - 12.15	1360	B	55 kW	1123	30
PARTNER ORIGIN Kasten/Großraumlimousine (G_) 1.6 HDi 75	9HW (DV6BTED4)	08.08 - 12.15	1560	D	55 kW	1122	26
PARTNER ORIGIN Kasten/Großraumlimousine (G_) 1.6 HDi 90	9HX (DV6ATED4)	08.08 - 12.15	1560	D	66 kW	1122	22
PARTNER ORIGIN Kasten/Großraumlimousine (G_) 1.6	NFU (TU5JP4)	09.11 - 12.15	1587	B	81 kW	1125	47
PARTNER ORIGIN Kasten/Großraumlimousine (G_) 1.9 D	WJY (DW8B)	08.08 - 12.15	1868	D	51 kW	1127	59
PARTNER Pritsche/Fahrgestell (5_ G_) 1.8	LFX (XU7JB)	03.97 - 08.00	1761	B	66 kW	1128	62
PARTNER Pritsche/Fahrgestell (5_ G_) 1.9 D	WJY (DW8B)	01.99 - 07.08	1868	D	51 kW	1127	59
PARTNER Pritsche/Fahrgestell (5_ G_) 1.9 D	WJZ (DW8)	01.99 - 07.08	1868	D	51 kW	1127	59
PARTNER Pritsche/Fahrgestell 1.6 BlueHDI 100	BHY (DV6FD)	04.15	1560	D	73 kW	1121	14
PARTNER Pritsche/Fahrgestell 1.6 HDi 16V	9HS (DV6TED4BU)	01.09	1560	D	66 kW	1122	23
PARTNER Pritsche/Fahrgestell 1.6 HDi 16V	9HX (DV6ATED4)	01.09	1560	D	66 kW	1122	22











							
PARTNER Pritsche/Fahrgestell 1.6 HDi	9HF (DV6DTEd)	03.13	1560	D	66 kW	1121	14
PARTNER Pritsche/Fahrgestell 1.6 HDi	9HT (DV6BTED4)	01.09	1560	D	55 kW	1122	23
PARTNER TEPEE 1.2 THP	HNV (EB2DTM)	02.16	1199	B	81 kW	1121	15
PARTNER TEPEE 1.2 THP	HNZ (EB2DT)	02.16	1199	B	81 kW	1121	15
PARTNER TEPEE 1.6 BlueHDi 100 4x4	BHY (DV6FD)	04.15	1560	D	73 kW	1121	14
PARTNER TEPEE 1.6 BlueHDi 100	BHY (DV6FD)	12.14	1560	D	73 kW	1121	14
PARTNER TEPEE 1.6 BlueHDi 120	BHZ (DV6FC)	12.14	1560	D	88 kW	1121	14
PARTNER TEPEE 1.6 HDi / BlueHDi 75	9HK (DV6ETEDM)	06.08 - 12.18	1560	D	55 kW	1121	14
PARTNER TEPEE 1.6 HDi / BlueHDi 75	9HN (DV6ETED)	06.08 - 12.18	1560	D	55 kW	1121	14
PARTNER TEPEE 1.6 HDi / BlueHDi 75	BHW (DV6FE)	06.08 - 12.18	1560	D	55 kW	1121	14
PARTNER TEPEE 1.6 HDi 16V	9HV (DV6TED4)	04.08	1560	D	66 kW	1122	24
PARTNER TEPEE 1.6 HDi 16V	9HV (DV6TED4B)	04.08	1560	D	66 kW	1122	25
PARTNER TEPEE 1.6 HDi 16V	9HV (DV6TED4BU)	04.08	1560	D	66 kW	1122	25
PARTNER TEPEE 1.6 HDi 16V	9HX (DV6ATED4)	04.08	1560	D	66 kW	1122	22
PARTNER TEPEE 1.6 HDi 4x4	9HL (DV6C)	07.12	1560	D	84 kW	1121	14
PARTNER TEPEE 1.6 HDi 75 (16V)	9HT (DV6BTED4)	06.08	1560	D	55 kW	1122	23
PARTNER TEPEE 1.6 HDi 90 4x4	9HP (DV6DTEd)	07.12	1560	D	68 kW	1121	14
PARTNER TEPEE 1.6 HDi 90	9HJ (DV6DTEdM)	04.10	1560	D	68 kW	1121	14
PARTNER TEPEE 1.6 HDi 90	9HP (DV6DTEd)	04.10	1560	D	68 kW	1121	14
PARTNER TEPEE 1.6 HDi	9HF (DV6DTEd)	03.13	1560	D	66 kW	1121	14
PARTNER TEPEE 1.6 HDi	9HL (DV6C)	08.10	1560	D	82 kW	1121	14
PARTNER TEPEE 1.6 HDi	9HL (DV6C)	03.13	1560	D	84 kW	1121	14
PARTNER TEPEE 1.6 HDi	9HZ (DV6TED4)	04.08	1560	D	80 kW	1122	22
PARTNER TEPEE 1.6 VTi Flex	NFU (TU5JP4)	09.08	1587	B/E	81 kW	1125	47
PARTNER TEPEE 1.6 VTi	5FK (EP6CB)	08.10	1598	B	72 kW	1124	39
PARTNER TEPEE 1.6 VTi	5FS (EP6C)	09.09 - 04.16	1598	B	88 kW	1124	34
PARTNER TEPEE 1.6 VTi	NFR (TU5JP4B)	04.08	1587	B	66 kW	1125	45
PARTNER TEPEE 1.6 VTi	NFU (TU5JP4)	04.08	1587	B	80 kW	1125	47
PARTNER TEPEE 1.6 VTi	NFU (TU5JP4)	04.08	1587	B	78 kW	1125	47
PARTNER TEPEE 1.6 VTi	NFU (TU5JP4)	09.08	1587	B	81 kW	1125	47
RCZ 1.6 16V	5FM (EP6CDTM)	01.11 - 12.15	1598	B	121 kW	1124	40
RCZ 1.6 16V	5FV (EP6CDT)	03.10 - 12.15	1598	B	115 kW	1124	39
RCZ 1.6 16V	EP6CDTX	06.10 - 12.15	1598	B	147 kW	1124	37
RCZ 1.6 16V	EP6CDTX	06.10 - 12.15	1598	B	150 kW	1124	37
RCZ 2.0 HDi	RHH (DW10CTED4)	03.10 - 12.15	1997	D	120 kW	1132	85
RIFTER 1.2 PureTech 110	HNP (EB2ADT)	09.18	1199	B	81 kW	1121	15
RIFTER 1.2 PureTech 130	HNS (EB2ADTS)	07.19	1199	B	96 kW	1121	15
RIFTER 1.5 BlueHDi 100	YHY (DV5RD)	09.18	1499	D	75 kW	1122	21
RIFTER 1.5 BlueHDi 130	YHZ (DV5RC)	09.18	1499	D	96 kW	1122	21
RIFTER 1.5 BlueHDi 75 (ECYHW)	YHW (DV5RE)	09.18	1499	D	55 kW	1122	21
RIFTER 1.6 BlueHDi 100	BHY (DV6FD)	09.18	1560	D	73 kW	1121	14
RIFTER 1.6 HDi 75 / BlueHDi 75	9HN (DV6ETED)	09.18	1560	D	55 kW	1121	14
RIFTER 1.6 HDi 75 / BlueHDi 75	BHW (DV6FE)	09.18	1560	D	55 kW	1121	14
RIFTER 1.6 HDi 90	9HP (DV6DTEd)	09.18	1560	D	66 kW	1121	14
RIFTER 1.6 HDi 92	9HP (DV6DTEd)	09.18	1560	D	68 kW	1121	14
RIFTER 1.6 VTi 115	NFP (EC5F)	09.18	1587	B	85 kW	1126	49
TRAVELLER Bus (V_) 1.5 BlueHDi 100	YHR (DV5RUCd)	06.18	1499	D	75 kW	1122	21
TRAVELLER Bus (V_) 1.5 BlueHDi 120	YHV (DV5RUC)	06.18	1499	D	88 kW	1122	21
TRAVELLER Bus (V_) 1.6 BlueHDi 115	BHX (DV6FCU)	04.16	1560	D	85 kW	1121	14
TRAVELLER Bus (V_) 1.6 BlueHDi 95	BHS (DV6FDU)	04.16	1560	D	70 kW	1120	13
TRAVELLER Bus (V_) 1.6 BlueHDi 95	BHV (DV6FDU)	04.16	1560	D	70 kW	1121	14
TRAVELLER Bus (V_) 2.0 BlueHDi 150 / HDi 150 4x4	AHX (DW10FD)	04.16	1997	D	110 kW	1131	81
TRAVELLER Bus (V_) 2.0 BlueHDi 150 / HDi 150	AHX (DW10FD)	04.16	1997	D	110 kW	1131	81
TRAVELLER Bus (V_) 2.0 BlueHDi 180	AHH (DW10FC)	04.16	1997	D	130 kW	1131	81

ENGINE			ccm	kW			1 POS	ENGINE			ccm	kW			1 POS
105 (XM7)	84,000	4	1796	55 - 60 kW	B	1131	78	829 (ZEJ)	88,000	4	1995	77 - 81 kW	B	1136	113
105C (XM7A)	84,000	4	1796	62 - 66 kW	B	1131	78	851 (ZDJ)	88,000	4	2165	85 kW	B	1136	113
106 (XN1)	88,000	4	1971	68 - 71 kW	B	1136	113	851B (ZDJL)	88,000	4	2165	90 - 96 kW	B	1136	113
107 (XN2)	88,000	4	1971	75 - 78 kW	B	1136	113	851X (ZDJL)	88,000	4	2165	84 - 85 kW	B	1136	113
108C (XV8)	70,000	4	954	32 - 33 kW	B	1119	3	8FP (EP3C)	77,000	4	1397	70 kW	B	1124	35
112 (ZM)	88,000	6	2664	100 kW	B	1136	113	8FR (EP3)	77,000	4	1397	72 kW	B	1124	38
134 (XD2)	94,000	4	2304	51 kW	D	1137	121	8FS (EP3)	77,000	4	1397	70 kW	B	1124	34
140 (ZMJ)	88,000	6	2664	106 kW	B	1136	113	8HP (DV4C)	73,700	4	1398	50 kW	D	1120	10
147 (XD2S)	94,000	4	2304	59 kW	D	1137	121	8HR (DV4C)	73,700	4	1398	50 kW	D	1120	12
152A (XD3T)	94,000	4	2498	66 kW	D	1138	122	8HS (DV4TED)	73,700	4	1398	50 kW	D	1120	11
152B (XD3TE)	94,000	4	2498	77 kW	D	1138	122	8HT (DV4TD)	73,700	4	1398	40 kW	D	1120	12
154X (ZN3J)	91,000	6	2849	105 kW	B	1137	115	8HX (DV4TD)	73,700	4	1398	50 kW	D	1120	12
155 (XD3)	94,000	4	2498	51 - 55 kW	D	1138	122	8HZ (DV4TD)	73,700	4	1398	50 - 52 kW	D	1120	12
161 (XUD7)	80,000	4	1769	43 - 44 kW	D	1126	51	9HC (DV6C)	75,000	4	1560	82 - 85 kW	D	1120	13
161A (XUD7)	80,000	4	1769	44 kW	D	1126	52	9HD (DV6C)	75,000	4	1560	84 kW	D	1121	14
162 (XUD9)	83,000	4	1905	47 - 48 kW	D	1128	61	9HD (DV6CTED)	75,000	4	1560	84 kW	D	1121	14
169B (XM7T)	84,000	4	1796	49 - 51 kW	B	1131	78	9HF (DV6DTE)	75,000	4	1560	66 - 69 kW	D	1121	14
170 (XN1T)	88,000	4	1971	58 kW	B	1136	113	9HH (DV6DUM)	75,000	4	1560	66 kW	D	1120	13
170B (XN1T)	88,000	4	1971	55 kW	B	1136	113	9HU (DV6DTEDM)	75,000	4	1560	68 kW	D	1121	14
171 (XU5S)	83,000	4	1580	66 - 71 kW	B	1128	62	9HK (DV6ETEDM)	75,000	4	1560	55 kW	D	1121	14
180A (XU5J)	83,000	4	1580	76 - 77 kW	B	1128	62	9HL (DV6C)	75,000	4	1560	82 - 85 kW	D	1121	14
180Z (XU5J)	83,000	4	1580	76 kW	B	1128	62	9HM (DV6UC)	75,000	4	1560	66 kW	D	1120	13
199 A9.000	69,600	4	1248	55 - 59 kW	D	1119	2	9HN (DV6ETED)	75,000	4	1560	55 kW	D	1121	14
4HB (DW12RUD)	85,000	4	2179	103 kW	D	1131	81	9HP (DV6DTE)	75,000	4	1560	66 - 69 kW	D	1121	14
4HH (DW12RUC)	85,000	4	2179	121 kW	D	1131	81	9HR (DV6C)	75,000	4	1560	82 - 85 kW	D	1121	14
4HK (DW12ME5)	85,000	4	2179	115 kW	D	1131	81	9HS (DV6TED4BU)	75,000	4	1560	66 kW	D	1122	23
4HK (DW12MTED4)	85,000	4	2179	115 kW	D	1131	81	9HT (DV6BTED4)	75,000	4	1560	55 kW	D	1122	23
4HL (DW12C)	85,000	4	2179	147 - 150 kW	D	1131	81	9HT (DV6BUTED4)	75,000	4	1560	55 kW	D	1122	26
4HN (DW12MTED4)	85,000	4	2179	115 kW	D	1131	81	9HU (DV6UTED4)	75,000	4	1560	66 kW	D	1122	23
4HP (DW12BTED4)	85,000	4	2179	120 kW	D	1131	81	9HV (DV6TED4)	75,000	4	1560	66 kW	D	1122	24
4HR (DW12BTED4)	85,000	4	2179	120 kW	D	1131	81	9HV (DV6TED4B)	75,000	4	1560	66 kW	D	1122	25
4HS (DW12BTED4)	85,000	4	2179	125 kW	D	1131	81	9HV (DV6TED4BU)	75,000	4	1560	66 kW	D	1122	25
4HT (DW12BTED4)	85,000	4	2179	125 kW	D	1131	79	9HW (DV6BTED4)	75,000	4	1560	55 kW	D	1122	26
4HU (P22DTE)	86,000	4	2198	88 kW	D	1135	104	9HX (DV6ATED4)	75,000	4	1560	66 - 68 kW	D	1122	22
4HV (P22DTE)	86,000	4	2198	74 kW	D	1135	104	9HX (DV6AUTED4)	75,000	4	1560	66 kW	D	1122	26
4HW (DW12ATED4)	85,000	4	2179	94 kW	D	1132	85	9HY (DV6TED4)	75,000	4	1560	80 kW	D	1122	22
4HW (DW12TED4)	85,000	4	2179	94 - 100 kW	D	1132	85	9HZ (DV6TED4)	75,000	4	1560	80 - 84 kW	D	1122	22
4HX (DW12TED4)	85,000	4	2179	98 kW	D	1134	93	A8A (XUD7TE)	80,000	4	1769	66 kW	D	1126	53
4HY (DW12UTED)	85,000	4	2179	74 kW	D	1131	80	A8B (XUD7TE)	80,000	4	1769	57 kW	D	1127	54
4HZ (DW12TED4)	85,000	4	2179	100 kW	D	1134	94	A9A (XUD7)	80,000	4	1769	43 - 44 kW	D	1126	52
5FA (EP6CDT)	77,000	4	1598	92 kW	B	1125	41	AHH (DW10FC)	85,000	4	1997	130 kW	D	1131	81
5FD (EP6DTS)	77,000	4	1598	152 kW	B	1125	41	AHR (DW10FD)	85,000	4	1997	110 kW	D	1131	81
5FH (EP6C)	77,000	4	1598	85 kW	B	1124	38	AHS (DW10FD)	85,000	4	1997	100 - 110 kW	D	1134	96
5FK (EP6CB)	77,000	4	1598	72 kW	B	1124	39	AHV (DW10FD)	85,000	4	1997	100 kW	D	1134	96
5FM (EP6CDTM)	77,000	4	1598	115 - 127 kW	B	1124	40	AHW (DW10FC)	85,000	4	1997	132 - 133 kW	D	1131	81
5FN (EP6CDT)	77,000	4	1598	110 kW	B	1124	39	AHX (DW10FD)	85,000	4	1997	100 - 110 kW	D	1131	81
5FR (EP6DT)	77,000	4	1598	115 kW	B	1124	39	AHY (DW10CE)	85,000	4	1997	72 kW	D	1134	95
5FS (EP6C)	77,000	4	1598	88 - 89 kW	B	1124	34	AHZ (DW10CD)	85,000	4	1997	94 kW	D	1134	95
5FU (EP6CDTX)	77,000	4	1598	147 kW	B	1124	39	AJZ (XUD7TEY)	80,000	4	1769	66 kW	D	1127	55
5FV (EP6CDT)	77,000	4	1598	115 kW	B	1124	39	B1A (XU51C)	83,000	4	1580	55 - 59 kW	B	1128	62
5FW (EP6)	77,000	4	1598	88 kW	B	1125	42	B1D (XU51C)	83,000	4	1580	55 - 59 kW	B	1128	62
5FX (EP6DT)	77,000	4	1598	110 kW	B	1125	41	B1E (XU51C)	83,000	4	1580	53 - 59 kW	B	1128	62
5FY (EP6DTS)	77,000	4	1598	127 kW	B	1124	39	B2A (XU52C/K)	83,000	4	1580	66 - 68 kW	B	1128	62
5GG (EP6FADTX)	77,000	4	1598	162 - 165 kW	B	1124	40	B6B (XU5J)	83,000	4	1580	76 kW	B	1128	62
5GZ (EP6FDT)	77,000	4	1598	120 - 127 kW	B	1125	41	BAZ (XU5CP)	83,000	4	1580	54 - 55 kW	B	1128	62
6FY (EW7A)	82,700	4	1749	92 kW	B	1128	60	BDZ (XU5M)	83,000	4	1580	65 - 69 kW	B	1128	62
6FZ (EW7J4)	82,700	4	1749	85 kW	B	1128	60	BFZ (XU5JP)	83,000	4	1580	65 - 68 kW	B	1128	62
8140.43N	94,400	4	2800	107 kW	D	1138	124	BHS (DV6FDU)	75,000	4	1560	70 kW	D	1120	13
8140.43S (F28DTCR)	94,400	4	2800	92 - 94 kW	D	1138	124	BHV (DV6FDU)	75,000	4	1560	70 kW	D	1121	14
8140.43S	94,400	4	2798	93 - 94 kW	D	1138	125	BHW (DV6FE)	75,000	4	1560	55 kW	D	1121	14
8140.43	94,400	4	2798	90 - 90 kW	D	1138	125	BHX (DV6FC)	75,000	4	1560	85 - 88 kW	D	1121	14
8140.67	93,000	4	2499	59 - 62 kW	D	1137	118	BHX (DV6FCU)	75,000	4	1560	85 kW	D	1121	14





ENGINE			ccm	kW			1 POS	ENGINE			ccm	kW			1 POS
BHY (DV6FD)	75,000	4	1560	73 - 75 kW	D	1121	14	HNS (EB2ADTS)	75,000	3	1199	96 kW	B	1121	15
BHZ (DV6FC)	75,000	4	1560	85 - 88 kW	D	1121	14	HNW (EB2DTM)	75,000	3	1199	81 kW	B	1121	15
CDY (TU9M)	70,000	4	954	32 - 33 kW	B	1119	4	HNW (EB2DTS)	75,000	3	1199	96 kW	B	1121	15
CDZ (TU9M)	70,000	4	954	37 kW	B	1119	4	HNY (EB2DTS)	75,000	3	1199	96 kW	B	1121	15
CRD93LS (U25/673)	93,000	4	2500	70 kW	D	1137	119	HNZ (EB2DT)	75,000	3	1199	81 kW	B	1121	15
CRD93L	93,000	4	2498	70 kW	D	1137	119	K1D (TU3A)	75,000	4	1360	49 - 50 kW	B	1123	28
D2A (XU92C)	83,000	4	1905	75 kW	B	1128	62	K2B (TU3S)	75,000	4	1360	62 kW	B	1123	28
D2C (XU92C)	83,000	4	1905	70 kW	B	1128	62	K5A (TU3)	75,000	4	1360	47 - 51 kW	B	1123	28
D6B (XU9JA)	83,000	4	1905	94 - 96 kW	B	1128	62	K6B (TU3FJ2/K)	75,000	4	1360	72 kW	B	1123	32
D6C (XU9JA)	83,000	4	1905	108 - 118 kW	B	1128	63	K6D (TU3A)	75,000	4	1360	53 kW	B	1121	16
D8A (XUD9TE)	83,000	4	1905	66 - 69 kW	D	1129	69	K6E (TU3A)	75,000	4	1360	53 kW	B	1121	17
D8B (XUD9TE)	83,000	4	1905	68 - 69 kW	D	1128	64	K6F (TU3A)	75,000	4	1360	53 kW	B	1121	16
D8C (XUD9AU)	83,000	4	1905	51 kW	D	1129	70	K9Y (TUD3Y)	75,000	4	1361	37 kW	D	1123	29
D8C (XUD9UTF)	83,000	4	1905	68 kW	D	1128	64	KAY (TU3CP)	75,000	4	1361	44 kW	B	1123	28
D9A (XUD9)	83,000	4	1905	47 kW	D	1128	61	KDX (TU3MC)	75,000	4	1360	55 - 58 kW	B	1123	28
D9B (XUD9A)	83,000	4	1905	51 - 52 kW	D	1129	68	KDY (TU3M)	75,000	4	1360	55 - 58 kW	B	1123	28
D9B (XUD9AU)	83,000	4	1905	51 kW	D	1130	71	KDZ (TU3M)	75,000	4	1360	55 kW	B	1123	28
DDZ (XU9M)	83,000	4	1905	80 kW	B	1128	62	KF5	84,000	4	1796	71 kW	B	1131	78
DFW (XU9J4Z)	83,000	4	1905	108 kW	B	1130	72	KF6	84,000	4	1796	59 - 71 kW	B	1131	78
DHV (XUD9BSD)	83,000	4	1905	55 kW	D	1128	65	KFT (TU3A)	75,000	4	1360	54 kW	B	1123	28
DHW (XUD9SD)	83,000	4	1905	55 kW	D	1130	73	KFT (TU3AE5)	75,000	4	1360	54 kW	B	1121	18
DHX (XUD9TE)	83,000	4	1905	66 - 68 kW	D	1130	74	KFU (ET3J4)	75,000	4	1360	65 kW	B	1121	19
DHY (XUD9TE)	83,000	4	1905	66 - 69 kW	D	1130	74	KFV (TU3A)	75,000	4	1360	54 - 60 kW	B/G	1123	30
DJY (XUD9A)	83,000	4	1905	47 - 52 kW	D	1129	66	KFV (TU3JP)	75,000	4	1360	48 - 55 kW	B	1123	30
DJZ (XUD9)	83,000	4	1905	47 kW	D	1129	70	KFW (TU3A)	75,000	4	1360	55 - 60 kW	B	1123	31
DJZ (XUD9A)	83,000	4	1905	47 kW	D	1128	61	KFW (TU3JP)	75,000	4	1360	47 - 60 kW	B	1123	30
DKZ (XU9JAZ)	83,000	4	1905	88 - 93 kW	B	1128	62	KFX (TU3JP)	75,000	4	1360	49 - 55 kW	B	1123	28
DT17TED4	81,000	6	2721	150 kW	D	1127	57	KFZ (TU3FJ2/Z)	75,000	4	1361	69 kW	B	1123	32
DT20C	84,000	6	2993	177 kW	D	1131	77	LFW (XU7JP)	83,000	4	1761	73 kW	B	1128	62
EC5F	78,500	4	1587	85 kW	B	1125	45	LFX (XU7JB)	83,000	4	1761	66 kW	B	1128	62
EN 55	94,000	4	2498	53 - 56 kW	D	1137	121	LFY (XU7JP4)	83,000	4	1761	76 - 86 kW	B	1129	67
EP3C	77,000	4	1397	70 kW	B	1125	42	LFZ (XU7JP)	83,000	4	1761	74 - 77 kW	B	1128	62
EP3	77,000	4	1397	70 kW	B	1125	42	N6A (TU5JP4)	78,500	4	1587	78 - 83 kW	B	1125	45
EP6CDTX	77,000	4	1598	147 - 150 kW	B	1124	37	NFJ (EC5F)	78,500	4	1587	85 kW	B	1126	49
EP6	77,000	4	1598	81 - 88 kW	B	1125	43	NFP (EC5)	78,500	4	1587	85 - 90 kW	B	1125	45
ET 70	94,000	4	2496	71 kW	D	1137	121	NFP (EC5F)	78,500	4	1587	85 kW	B	1126	49
F1AE0481T	88,000	4	2287	93 kW	D	1136	111	NFR (TU5JP4B)	78,500	4	1587	66 kW	B	1125	45
F1CE0481D (F30DT)	95,800	4	2999	115 - 130 kW	D	1138	126	NFT (TU5JP)	78,500	4	1587	72 kW	B	1125	46
F1CE0481D (F30DTE)	95,800	4	2999	115 - 130 kW	D	1138	127	NFU (TU5JP4)	78,500	4	1587	78 - 90 kW	B	1125	47
F1CE0481D (FG30DT)	95,800	4	2999	116 kW	D	1138	127	NFW (TU5J2)	78,500	4	1587	74 kW	B	1126	48
FHZ (F13DTE5)	69,600	4	1248	55 kW	D	1119	1	NFX (TU5J4)	78,500	4	1587	87 - 88 kW	B	1126	50
GCR (EP6FADTX)	77,000	4	1598	165 kW	B	1124	40	NFY (TU5J2)	78,500	4	1587	74 - 76 kW	B	1126	48
H1B (TU1)	72,000	4	1124	40 kW	B	1120	9	NFZ (TU5JP)	78,500	4	1587	65 - 66 kW	B	1126	48
H3A (TU1)	72,000	4	1124	38 kW	B	1120	8	P8C (XUD11BTE)	85,000	4	2088	80 kW	D	1132	82
HDY (TU1M)	72,000	4	1124	40 - 44 kW	B	1120	9	P9A (XUD11A)	86,000	4	2138	60 kW	D	1135	100
HDY (TU1M+)	72,000	4	1124	40 kW	B	1119	5	PHZ (XUD11ATE)	85,000	4	2088	80 kW	D	1132	82
HDZ (TU1M)	72,000	4	1124	44 kW	B	1120	9	R5A (XU102C)	86,000	4	1998	84 kW	B	1136	106
HDZ (TU1M+)	72,000	4	1124	42 - 44 kW	B	1120	7	R6A (XU10J2)	86,000	4	1998	94 kW	B	1135	105
HFX (TU1A)	72,000	4	1124	44 kW	B	1119	6	RFJ (EW10A)	85,000	4	1997	103 - 111 kW	B	1132	83
HFX (TU1JP)	72,000	4	1124	44 kW	B	1120	9	RFK (EW10J4S)	85,000	4	1997	130 - 132 kW	B	1132	84
HFY (TU1JP)	72,000	4	1124	40 kW	B	1120	8	RFN (EW10J4)	85,000	4	1997	100 - 105 kW	B	1132	83
HFZ (TU1JP)	72,000	4	1124	44 kW	B	1120	9	RFS (XU10J4RS)	86,000	4	1998	120 - 124 kW	B	1135	101
HMP (EB2FB)	75,000	3	1199	50 kW	B	1122	27	RFT (XU10J4)	86,000	4	1998	110 - 116 kW	B	1136	107
HMT (EB2D)	75,000	3	1199	60 kW	B	1122	27	RFU (XU10J2)	86,000	4	1998	89 - 90 kW	B	1136	106
HMX (EB2)	75,000	3	1199	60 kW	B/G	1122	27	RFV (XU10J4R)	86,000	4	1998	97 - 100 kW	B	1135	102
HMY (EB2M)	75,000	3	1199	53 kW	B	1122	27	RFW (XU10J2)	86,000	4	1998	80 kW	B	1135	105
HMZ (EB2)	75,000	3	1199	60 kW	B	1122	27	RFX (XU10J2)	86,000	4	1998	89 - 96 kW	B	1136	106
HMZ (EB2F)	75,000	3	1199	60 - 66 kW	B	1122	27	RFY (XU10J4Z)	86,000	4	1998	110 - 112 kW	B	1136	107
HNK (EB2ADT)	75,000	3	1199	74 kW	B	1121	15	RFZ (XU10J2Z)	86,000	4	1998	89 - 90 kW	B	1136	106
HNK (EB2ADTD)	75,000	3	1199	74 - 75 kW	B	1121	15	RGX (XU10J2CTE)	86,000	4	1998	108 kW	B	1135	103
HNN (EB2ADTX)	75,000	3	1199	114 - 115 kW	B	1121	15	RGX (XU10J2TE)	86,000	4	1998	108 kW	B	1136	106
HNP (EB2ADT)	75,000	3	1199	81 kW	B	1121	15								

ENGINE			ccm	kW			1 POS	ENGINE			ccm	kW			1 POS
RGY (XU10J2TE)	86,000	4	1998	104 kW	B	1136	106	VJY (TUD5)	77,000	4	1527	40 - 43 kW	D	1125	44
RGZ (XU10J4TE/Z)	86,000	4	1998	144 kW	B	1136	108	VJZ (TUD5)	77,000	4	1527	42 - 43 kW	D	1124	36
RHC (DW10CTED4)	85,000	4	1997	120 - 147 kW	D	1134	96	WJY (DW8B)	82,200	4	1868	51 kW	D	1127	59
RHD (DW10CB)	85,000	4	1997	100 kW	D	1134	96	WJZ (DW8)	82,200	4	1868	51 - 52 kW	D	1127	59
RHD (DW10CTED4)	85,000	4	1997	100 kW	D	1134	96	XC5P	84,000	4	1618	50 kW	B	1131	78
RHE (DW10CTED4)	85,000	4	1997	100 - 110 kW	D	1134	96	XC6	84,000	4	1618	48 - 60 kW	B	1131	78
RHF (DW10BTED4)	85,000	4	1997	103 kW	D	1134	96	XC7P	84,000	4	1618	44 - 46 kW	B	1131	78
RHH (DW10CTED4)	85,000	4	1997	120 kW	D	1132	85	XC7	84,000	4	1618	54 kW	B	1131	78
RHK (DW10UTED4)	85,000	4	1997	79 - 88 kW	D	1132	85	XD 88	88,000	4	1948	44 kW	D	1136	112
RHM (DW10ATED4)	85,000	4	1997	79 kW	D	1132	86	XD2S	94,000	4	2304	59 kW	D	1138	123
RHR (DW10BTED4)	85,000	4	1997	100 - 103 kW	D	1132	85	XD2	94,000	4	2304	51 kW	D	1137	121
RHS (DW10ATED)	85,000	4	1997	79 kW	D	1134	98	XD3P	94,000	4	2498	53 - 55 kW	D	1138	122
RHT (DW10ATED4)	85,000	4	1997	79 - 80 kW	D	1133	87	XD3T	94,000	4	2498	70 kW	D	1138	122
RHV (DW10TD)	85,000	4	1997	62 kW	D	1134	97	XD4x88	88,000	4	1948	40 - 41 kW	D	1136	112
RHV (DW10UTD)	85,000	4	1997	62 kW	D	1134	98	XD4x90	90,000	4	2112	48 - 49 kW	D	1137	114
RHW (DW10ATED4)	85,000	4	1997	79 - 80 kW	D	1133	88	XDP 88	88,000	4	1946	40 kW	D	1136	112
RHX (DW10BTED)	85,000	4	1997	69 kW	D	1133	89	XDP 90	90,000	4	2112	42 kW	D	1137	114
RHY (DW10TD)	85,000	4	1997	66 kW	D	1134	98	XFV (ES9A)	87,000	6	2946	155 - 158 kW	B	1136	109
RHZ (DW10ATED)	85,000	4	1997	79 - 80 kW	D	1134	98	AFX (ES9J4S)	87,000	6	2946	150 - 155 kW	B	1136	109
RHZ (DW10BTED)	85,000	4	1997	80 kW	D	1133	90	XFZ (ES9J4)	87,000	6	2946	140 - 150 kW	B	1136	110
RHZ (DW10BTED+)	85,000	4	1997	80 kW	D	1133	91	XM7P	84,000	4	1796	48 - 50 kW	B	1131	78
RHZ (DW10CTED)	85,000	4	1997	80 kW	D	1135	99	XM7	84,000	4	1796	53 - 65 kW	B	1131	78
RLZ (EW10D)	85,000	4	1997	103 kW	B	1133	92	XM	84,000	4	1796	60 kW	B	1131	78
SKZ (ZPJ4/Z)	93,000	6	2963	147 kW	B	1137	120	XN1P	88,000	4	1971	57 kW	B	1136	113
T8A (DJ5T)	92,000	4	2446	76 kW	D	1137	117	XN1T	88,000	4	1971	55 - 63 kW	B	1136	113
T9A (DJ5)	92,000	4	2446	63 kW	D	1137	117	XN1	88,000	4	1971	64 - 79 kW	B	1136	113
THX (DJ5TED)	92,000	4	2446	79 kW	D	1137	116	XUD7T	80,000	4	1769	58 kW	D	1127	54
THY (DK5ATE)	92,000	4	2446	95 kW	D	1137	117	XUD9TE	83,000	4	1905	66 - 69 kW	D	1131	76
TU1AE5	72,000	4	1124	44 kW	B	1120	8	XUD9	83,000	4	1905	47 - 52 kW	D	1130	75
TU24	75,000	4	1294	74 - 76 kW	B	1123	32	YFY (TU4M)	75,000	4	1449	68 kW	B	1121	20
TU2J2	75,000	4	1294	72 - 74 kW	B	1123	33	YFZ (TU4M)	75,000	4	1449	66 kW	B	1121	20
TU32	75,000	4	1360	51 - 55 kW	B	1123	28	YHR (DV5RUCd)	75,000	4	1499	75 kW	D	1122	21
TU3AC	75,000	4	1360	49 - 50 kW	B	1123	32	YHV (DV5RUC)	75,000	4	1499	88 kW	D	1122	21
TU9	70,000	4	954	33 kW	B	1119	4	YHW (DV5RE)	75,000	4	1499	55 kW	D	1122	21
UHZ (DT17BTED4)	81,000	6	2720	150 kW	D	1127	58	YHX (DV5RC)	75,000	4	1499	88 kW	D	1122	21
UHZ (DT17TED4)	81,000	6	2721	150 kW	D	1127	56	YHY (DV5RD)	75,000	4	1499	75 kW	D	1122	21
UKZ (ZPJ4/Z)	93,000	6	2963	147 kW	B	1137	120	YHZ (DV5RC)	75,000	4	1499	96 kW	D	1122	21
VJX (TUD5B)	77,000	4	1527	42 kW	D	1125	44								



**69,600 mm**

**1**

FHZ (F13DTE5),

973801-8

Hydro

**69,600 mm**

**2**

199 A9.000 ,

852011-4

21,90 x 6,00 x 109,20 x 45°

882078-4

10,035 x 6,00 x 43,00 | IN | EX

M-6

882102-4

13,57 x 8,00 x 67,90 | IN | EX

862096-4

22,50 x 6,00 x 109,20 x 45°

**70,000 mm**

**3**

108C (XV8) ,

883708-4

13,06 x 7,00 x 47,50 | IN | EX

K-7

883709-4

13,06 x 7,00 x 47,60 | IN | EX

**70,000 mm**

**4**

CDY (TU9M) , CDZ (TU9M) , TU9 ,

883708-4

13,06 x 7,00 x 47,50 | IN | EX

K-7

883709-4

13,06 x 7,00 x 47,60 | IN | EX

863736-4

27,80 x 7,00 x 112,50 x 45°

915001-8

Ø 7,00

**72,000 mm**

**5**

HDY (TU1M+) ,

853721-4

36,50 x 7,00 x 112,70 x 45°

853727-4

36,80 x 7,00 x 112,80 x 30°

863728-4

29,30 x 7,00 x 112,60 x 45°

915001-8

Ø 7,00

**72,000 mm**

**6**

HFX (TU1A) ,

853721-4

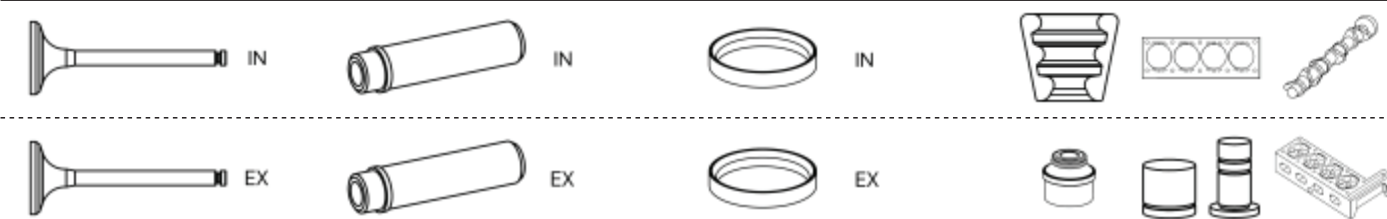
36,50 x 7,00 x 112,70 x 45°

863728-4

29,30 x 7,00 x 112,60 x 45°

915001-8

Ø 7,00



<b>72,000 mm</b>	<b>7</b>
------------------	----------

HDZ (TU1M+),  
**853727-4**  
 36,80 x 7,00 x 112,80 x 30°

---

**863728-4** **915001-8**  
 29,30 x 7,00 x 112,60 x 45° Ø 7,00

<b>72,000 mm</b>	<b>8</b>
------------------	----------

H3A (TU1), HFY (TU1JP), TU1AE5,  
**915001-8**  
Ø 7,00

<b>72,000 mm</b>	<b>9</b>
------------------	----------

H1B (TU1), HDY (TU1M), HDZ (TU1M), HFX (TU1JP), HFZ (TU1JP),  
**853721-4**      **883708-4**      **K-7**  
 36,50 x 7,00 x 112,70 x 45°      13,06 x 7,00 x 47,50 | IN | EX

---

**853727-4**      **883709-4**  
 36,80 x 7,00 x 112,80 x 30°      13,06 x 7,00 x 47,60 | IN | EX

---

**863728-4** **915001-8**  
 29,30 x 7,00 x 112,60 x 45° Ø 7,00

<b>73,700 mm</b>	<b>10</b>
------------------	-----------

8HP (DV4C),  
**851135-4**      **883713-4**  
 32,80 x 5,50 x 97,30 x 45°      9,55 x 5,50 x 34,00 | IN | EX

---

**861136-4**  
 30,10 x 5,50 x 97,30 x 45°

<b>73,700 mm</b>	<b>11</b>
------------------	-----------

8HS (DV4TED),  
**851135-4**

---

32,80 x 5,50 x 97,30 x 45°

---

**861136-4** **973801-8**  
 30,10 x 5,50 x 97,30 x 45° Hydro

<b>73,700 mm</b>	<b>12</b>
------------------	-----------

8HR (DV4C), 8HT (DV4TD), 8HX (DV4TD), 8HZ (DV4TD),  
**851135-4**      **883713-4**  
 32,80 x 5,50 x 97,30 x 45°      9,55 x 5,50 x 34,00 | IN | EX

---

**861136-4** **973801-8**  
 30,10 x 5,50 x 97,30 x 45° Hydro

<b>75,000 mm</b>	<b>13</b>
------------------	-----------

9HC (DV6C), 9HH (DV6DUM), 9HM (DV6UC), BHS (DV6FDU),  
**853777-4**      **883713-4**  
 30,00 x 5,50 x 95,60 x 45°      9,55 x 5,50 x 34,00 | IN | EX

---

**863778-4**  
 27,60 x 5,50 x 95,60 x 45°





**75,000 mm**

**14**

9HD (DV6C) , 9HD (DV6CTED) , 9HF (DV6DTED) , 9HJ (DV6DTEDM) , 9HK (DV6ETEDM) , 9HL (DV6C) , 9HN (DV6ETED) , 9HP (DV6DTED) , 9HR (DV6C) , BHV (DV6FDU) , BHW (DV6FE) , BHX (DV6FC) , BHX (DV6FCU) , BHY (DV6FD) , BHZ (DV6FC) ,

**853777-4**

**883713-4**

30,00 x 5,50 x 95,60 x 45°

9,55 x 5,50 x 34,00 | IN | EX

**863778-4**

27,60 x 5,50 x 95,60 x 45°

**973801-8**

Hydro

**75,000 mm**

**15**

HNK (EB2ADT) , HNK (EB2ADTD) , HNN (EB2ADTX) , HNP (EB2ADT) , HNS (EB2ADTS) , HNV (EB2DTM) , HNW (EB2DTSM) , HNX (EB2DTSD) , HNY (EB2DTS) , HNZ (EB2DT) ,

**853785-6**

26,40 x 5,00 x 93,50 x 45°

**863786-6**

23,80 x 5,00 x 92,90 x 45°

**75,000 mm**

**16**

K6D (TU3A) , K6F (TU3A) ,

**883709-4**

13,06 x 7,00 x 47,60 | IN | EX

**75,000 mm**

**17**

K6E (TU3A) ,

**853721-4**

**883709-4**

36,50 x 7,00 x 112,70 x 45°

13,06 x 7,00 x 47,60 | IN | EX

**863728-4**

29,30 x 7,00 x 112,60 x 45°

**75,000 mm**

**18**

KFT (TU3AE5) ,

**853721-4**

**883708-4**

**K-7**

36,50 x 7,00 x 112,70 x 45°

13,06 x 7,00 x 47,50 | IN | EX

**863728-4**

29,30 x 7,00 x 112,60 x 45°

**915001-8**

Ø 7,00

**75,000 mm**

**19**

KFU (ET3J4) ,

**973801-8**

Hydro

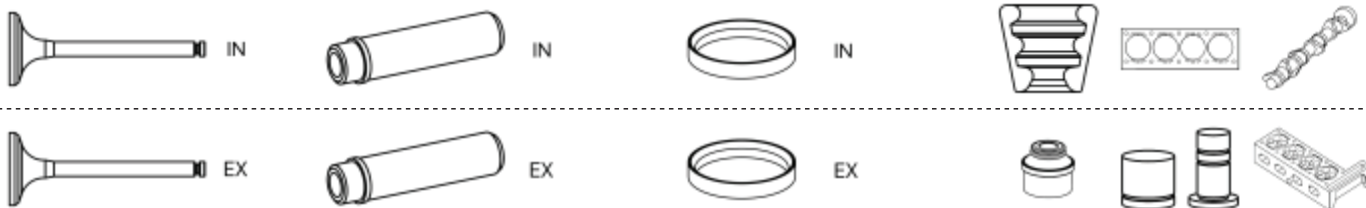
**75,000 mm**

**20**

YFY (TU4M) , YFZ (TU4M) ,

**915097-8**

Ø 6,00



## 75,000 mm

21

YHR (DV5RUCd), YHV (DV5RUC), YHW (DV5RE), YHX (DV5RC), YHY (DV5RD), YHZ (DV5RC),

**853783-4**

25,30 x 5,50 x 95,47 x 45°

**863784-4**

22,00 x 5,50 x 94,80 x 45°

## 75,000 mm

22

9HX (DV6ATED4), 9HY (DV6TED4), 9HZ (DV6TED4),

**851107-4**

25,60 x 5,50 x 96,45 x 45°

**883713-4**

9,55 x 5,50 x 34,00 | IN | EX

**861108-4**

23,40 x 5,50 x 96,60 x 45°

**973701-8**

Hydro

**973801-8**

Hydro

## 75,000 mm

23

9HS (DV6TED4BU), 9HT (DV6BTED4), 9HU (DV6UTED4),

**851107-4**

25,60 x 5,50 x 96,45 x 45°

**883713-4**

9,55 x 5,50 x 34,00 | IN | EX

**861108-4**

23,40 x 5,50 x 96,60 x 45°

**973701-8**

Hydro

## 75,000 mm

24

9HV (DV6TED4),

**851107-4**

25,60 x 5,50 x 96,45 x 45°

## 75,000 mm

25

9HV (DV6TED4B), 9HV (DV6TED4BU),

**973701-8**

Hydro

## 75,000 mm

26

9HT (DV6BUTED4), 9HW (DV6BTED4), 9HX (DV6AUTED4),

**851107-4**

25,60 x 5,50 x 96,45 x 45°

**883713-4**

9,55 x 5,50 x 34,00 | IN | EX

**861108-4**

23,40 x 5,50 x 96,60 x 45°

## 75,000 mm

27

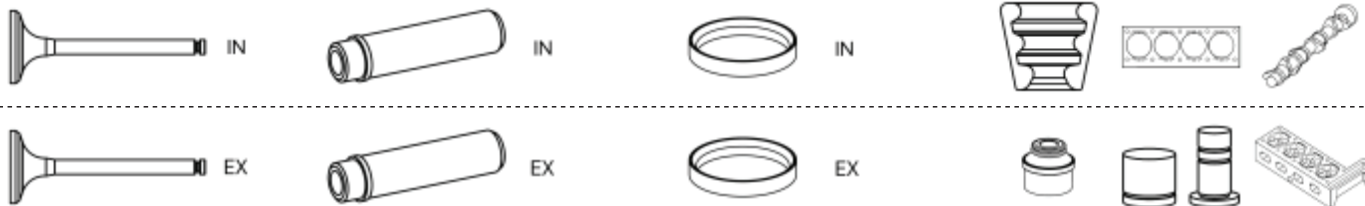
HMP (EB2FB), HMT (EB2D), HMX (EB2), HMY (EB2M), HMZ (EB2), HMZ (EB2F),

**853775-6**

29,10 x 5,00 x 92,60 x 45°

**863776-6**

26,00 x 5,00 x 91,90 x 45°



## 75,000 mm

**28**

K1D (TU3A), K2B (TU3S), K5A (TU3), KAY (TU3CP), KDX (TU3MC), KDY (TU3M), KDZ (TU3M), KFT (TU3A), KFX (TU3JP), TU32,

**853721-4****883708-4****K-7**

36,50 x 7,00 x 112,70 x 45°

13,06 x 7,00 x 47,50 | IN | EX

**853727-4****883709-4**

36,80 x 7,00 x 112,80 x 30°

13,06 x 7,00 x 47,60 | IN | EX

**863728-4****915001-8**

29,30 x 7,00 x 112,60 x 45°

Ø 7,00

## 75,000 mm

**29**

K9Y (TUD3Y),

**883710-4****511103-1**

13,07 x 7,00 x 40,20 | IN

**915001-8**

Ø 7,00

## 75,000 mm

**30**

KFV (TU3A), KFV (TU3JP), KFW (TU3JP),

**853721-4****883708-4****M-7**

36,50 x 7,00 x 112,70 x 45°

13,06 x 7,00 x 47,50 | IN | EX

**853727-4****883709-4****K-7**

36,80 x 7,00 x 112,80 x 30°

13,06 x 7,00 x 47,60 | IN | EX

**853739-4**

39,30 x 7,00 x 111,50 x 30°

**863728-4****915001-8**

29,30 x 7,00 x 112,60 x 45°

Ø 7,00

## 75,000 mm

**31**

KFW (TU3A),

**853721-4****883709-4**

36,50 x 7,00 x 112,70 x 45°

13,06 x 7,00 x 47,60 | IN | EX

**863728-4****915001-8**

29,30 x 7,00 x 112,60 x 45°

Ø 7,00

## 75,000 mm

**32**

K6B (TU3FJ2/K), KFZ (TU3FJ2/Z), TU24, TU3AC,

**915001-8**

Ø 7,00

## 75,000 mm

**33**

TU2J2,

**853739-4****883709-4****M-7**













39,30 x 7,00 x 111,50 x 30°

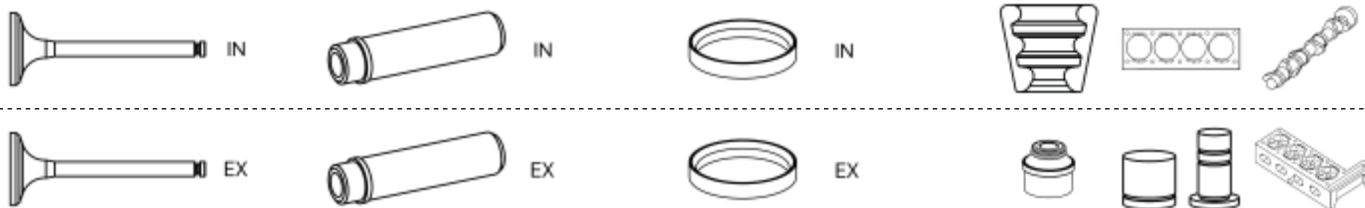
13,06 x 7,00 x 47,60 | IN | EX

**915001-8**

Ø 7,00



					
					
<b>77,000 mm</b>					<b>34</b>
5FS (EP6C) , 8FS (EP3) ,					
<b>851109-4</b> <b>M-5</b>					
30,00 x 5,00 x 97,10 x 45°					
<b>851113-4</b>					
28,80 x 5,00 x 105,70 x 45°					
<b>861138-4</b> <b>970703-8</b>					
26,20 x 5,00 x 110,10 x 45° Hydro					
<b>77,000 mm</b>					<b>35</b>
8FP (EP3C) ,					
<b>851109-4</b>					
30,00 x 5,00 x 97,10 x 45°					
<b>77,000 mm</b>					<b>36</b>
VJZ (TUD5) ,					
<b>853749-4</b> <b>K-7</b> <b>511103-1</b>					
37,00 x 7,00 x 108,50 x 45°					
<b>863750-4</b> <b>915001-8</b>					
31,55 x 7,00 x 108,17 x 45° Ø 7,00					
<b>77,000 mm</b>					<b>37</b>
EP6CDTX ,					
<b>M-5</b>					
<b>861138-4</b> <b>970703-8</b>					
26,20 x 5,00 x 110,10 x 45° Hydro					
<b>77,000 mm</b>					<b>38</b>
5FH (EP6C) , 8FR (EP3) ,					
<b>851109-4</b>					
30,00 x 5,00 x 97,10 x 45°					
<b>970703-8</b>					
Hydro					
<b>77,000 mm</b>					<b>39</b>
5FK (EP6CB) , 5FN (EP6CDT) , 5FR (EP6DT) , 5FU (EP6CDTX) , 5FV (EP6CDT) , 5FY (EP6DTS) ,					
<b>851113-4</b> <b>M-5</b>					
28,80 x 5,00 x 105,70 x 45°					
<b>861138-4</b> <b>970703-8</b>					
26,20 x 5,00 x 110,10 x 45° Hydro					
<b>77,000 mm</b>					<b>40</b>
5FM (EP6CDTM) , 5GG (EP6FADTX) , GCR (EP6FADTX) ,					
<b>970703-8</b>					
Hydro					



## 77,000 mm

41

5FA (EP6CDT) , 5FD (EP6DTS) , 5FX (EP6DT) , 5GZ (EP6FDT) ,

851113-4

28,80 x 5,00 x 105,70 x 45°

M-5

861138-4

26,20 x 5,00 x 110,10 x 45°

## 77,000 mm

42

5FW (EP6) , EP3C , EP3 ,

851109-4

30,00 x 5,00 x 97,10 x 45°

M-5

861110-4

25,10 x 5,00 x 110,70 x 45°

970703-8

Hydro

## 77,000 mm

43

EP6 ,

851109-4

30,00 x 5,00 x 97,10 x 45°

M-5

861110-4

25,10 x 5,00 x 110,70 x 45°

970703-8

Hydro

861138-4

26,20 x 5,00 x 110,10 x 45°

## 77,000 mm

44

VJX (TUD5B) , VJY (TUD5) ,

853749-4

37,00 x 7,00 x 108,50 x 45°

883710-4

13,07 x 7,00 x 40,20 | IN

K-7

511103-1

863750-4

31,55 x 7,00 x 108,17 x 45°

915001-8

Ø 7,00

## 78,500 mm

45

EC5F , N6A (TU5JP4) , NFP (EC5) , NFR (TU5JP4B) ,

853701-4

31,40 x 6,00 x 103,85 x 45°

915097-8

Ø 6,00

## 78,500 mm

46

NFT (TU5JP) ,

915001-8

Ø 7,00

## 78,500 mm

47

NFU (TU5JP4) ,

853701-4

31,40 x 6,00 x 103,85 x 45°

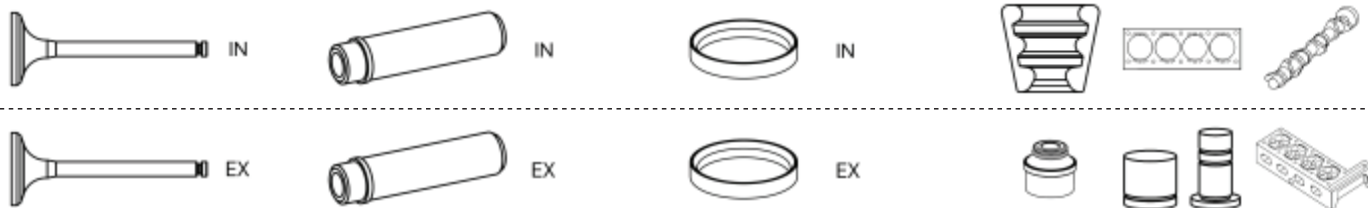
L-6

863702-4

24,60 x 6,00 x 104,50 x 45°

915097-8

Ø 6,00



## 78,500 mm

48

NFW (TU5J2) , NFY (TU5J2) , NFZ (TU5JP) ,

**853713-4**

**883709-4**

**M-7**

39,10 x 7,00 x 112,00 x 45°

13,06 x 7,00 x 47,60 | IN | EX

**853739-4**

39,30 x 7,00 x 111,50 x 30°

**915001-8**

Ø 7,00

## 78,500 mm

49

NFJ (EC5F) , NFP (EC5F) ,

**915097-8**

Ø 6,00

## 78,500 mm

50

NFX (TU5J4) ,

**L-6**

**863702-4**

24,60 x 6,00 x 104,50 x 45°

**915097-8**

Ø 6,00

## 80,000 mm

51

161 (XUD7) ,

**853733-4**

**883707-4**

**K-8**

**511104-1**

38,50 x 8,00 x 112,40 x 45°

14,06 x 8,00 x 52,20 | IN | EX

**883711-4**

**513701-1**

14,06 x 8,00 x 48,00 | IN

## 80,000 mm

52

161A (XUD7) , A9A (XUD7) ,

**853733-4**

**883707-4**

**K-8**

**511104-1**

38,50 x 8,00 x 112,40 x 45°

14,06 x 8,00 x 52,20 | IN | EX

**883711-4**

**513701-1**

14,06 x 8,00 x 48,00 | IN

**863734-4**

33,00 x 8,00 x 111,85 x 45°

## 80,000 mm

53

A8A (XUD7TE) ,

**853709-4**

**883711-4**

**K-8**

**511104-1**

38,50 x 8,00 x 112,40 x 45°

14,06 x 8,00 x 48,00 | IN

**853733-4**

38,50 x 8,00 x 112,40 x 45°

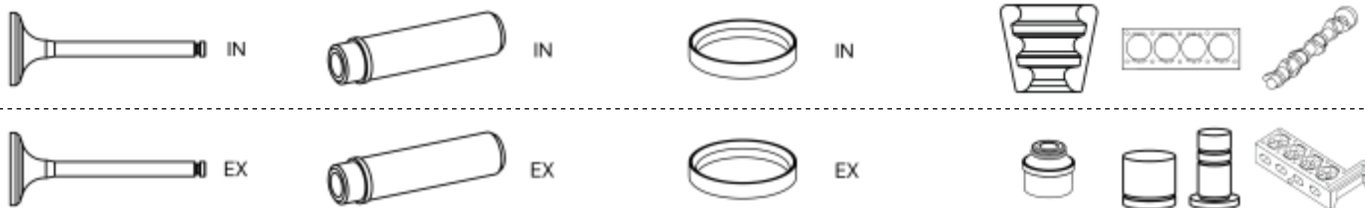
**853751-4**

38,50 x 8,00 x 112,40 x 45°

**863734-4**

33,00 x 8,00 x 111,85 x 45°

**483701-1**



## 80,000 mm

**54**

A8B (XUD7TE) , XUD7T ,

**853709-4****883711-4****K-8****511104-1**

38,50 x 8,00 x 112,40 x 45°

14,06 x 8,00 x 48,00 | IN

**853733-4**

38,50 x 8,00 x 112,40 x 45°

**853751-4**

38,50 x 8,00 x 112,40 x 45°

**863734-4**

33,00 x 8,00 x 111,85 x 45°

## 80,000 mm

**55**

AJZ (XUD7TEY) ,

**853709-4****883711-4****K-8****511104-1**

38,50 x 8,00 x 112,40 x 45°

14,06 x 8,00 x 48,00 | IN

**863734-4**

33,00 x 8,00 x 111,85 x 45°

## 81,000 mm

**56**

UHZ (DT17TED4) ,

**973801-8**

Hydro

## 81,000 mm

**57**

DT17TED4 ,

**M-6****973801-8**

Hydro

## 81,000 mm

**58**

UHZ (DT17BTED4) ,

**M-6**

## 82,200 mm

**59**

WJY (DW8B) , WJZ (DW8) ,

**853709-4****883707-4****K-8****511104-1**

38,50 x 8,00 x 112,40 x 45°

14,06 x 8,00 x 52,20 | IN | EX

**853733-4****883711-4**

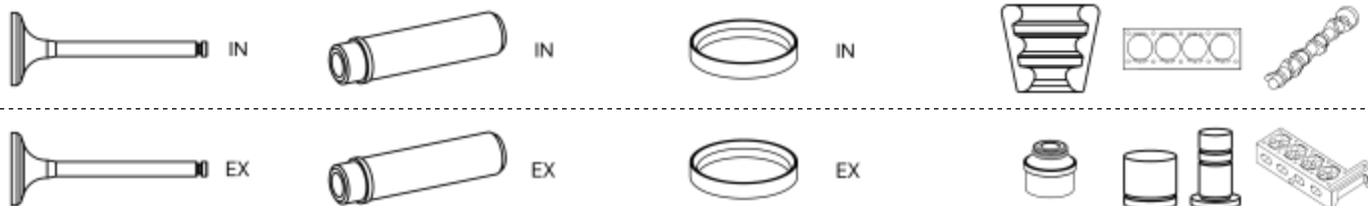
38,50 x 8,00 x 112,40 x 45°

14,06 x 8,00 x 48,00 | IN

**863734-4**

33,00 x 8,00 x 111,85 x 45°

**483715-1**



## 82,700 mm

60

6FY (EW7A), 6FZ (EW7J4),

**853705-4**

29,80 x 6,00 x 106,00 x 45°

**863706-4**

27,20 x 6,00 x 104,00 x 45°

## 83,000 mm

61

162 (XUD9), D9A (XUD9), DJZ (XUD9A),

**853733-4**

38,50 x 8,00 x 112,40 x 45°

**883707-4**

14,06 x 8,00 x 52,20 | IN | EX

**K-8**

**903715-1**

**511104-1**

**883711-4**

14,06 x 8,00 x 48,00 | IN

**513701-1**

**863734-4**

33,00 x 8,00 x 111,85 x 45°

## 83,000 mm

62

171 (XU5S), 180A (XU5J), 180Z (XU5J), B1A (XU51C), B1D (XU51C), B1E (XU51C), B2A (XU52C/K), B6B (XU5J), BAZ (XU5CP), BDZ (XU5M), BFZ (XU5JP), D2A (XU92C), D2C (XU92C), D6B (XU9JA), DDZ (XU9M), DKZ (XU9JAZ), LFW (XU7JP), LFX (XU7JB), LFZ (XU7JP),

**K-8**

## 83,000 mm

63

D6C (XU9J4),

**M-7**

**915001-8**

Ø 7,00

## 83,000 mm

64

D8B (XUD9TE), D8C (XUD9UTF),

**853709-4**

38,50 x 8,00 x 112,40 x 45°

**883707-4**

14,06 x 8,00 x 52,20 | IN | EX

**K-8**

**511104-1**

**883711-4**

14,06 x 8,00 x 48,00 | IN

**513701-1**

**863734-4**

33,00 x 8,00 x 111,85 x 45°

## 83,000 mm

65

DHV (XUD9BSD),

**853709-4**

38,50 x 8,00 x 112,40 x 45°

**883707-4**

14,06 x 8,00 x 52,20 | IN | EX

**K-8**

**511104-1**

**853733-4**

38,50 x 8,00 x 112,40 x 45°

**883711-4**

14,06 x 8,00 x 48,00 | IN

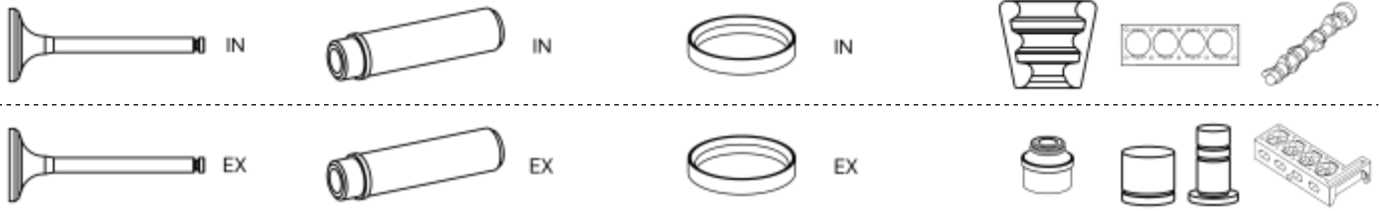
**853816-4**

40,30 x 8,00 x 111,60 x 45°

**863734-4**

33,00 x 8,00 x 111,85 x 45°





## 83,000 mm

66

DJY (XUD9A) ,

**853733-4**

38,50 x 8,00 x 112,40 x 45°

**883707-4**

14,06 x 8,00 x 52,20 | IN | EX

**K-8**

**903715-1**

**511104-1**

**883711-4**

14,06 x 8,00 x 48,00 | IN

**513701-1**

**863734-4**

33,00 x 8,00 x 111,85 x 45°

**483702-1**

**483710-1**

## 83,000 mm

67

LFY (XU7JP4) ,

**853705-4**

29,80 x 6,00 x 106,00 x 45°

**883729-4**

12,07 x 7,00 x 40,00 | IN | EX

**M-7**

**853745-4**

34,60 x 7,00 x 106,40 x 45°

**L-6**

**853763-4**

34,60 x 6,00 x 106,40 x 45°

**863706-4**

27,20 x 6,00 x 104,00 x 45°

**863764-4**

29,70 x 6,00 x 105,71 x 45°

## 83,000 mm

68

D9B (XUD9A) ,

**853733-4**

38,50 x 8,00 x 112,40 x 45°

**883707-4**

14,06 x 8,00 x 52,20 | IN | EX

**K-8**

**903715-1**

**511104-1**

**883711-4**

14,06 x 8,00 x 48,00 | IN

**513701-1**

**863734-4**

33,00 x 8,00 x 111,85 x 45°

**483709-1**

**483710-1**

## 83,000 mm

69

D8A (XUD9TE) ,

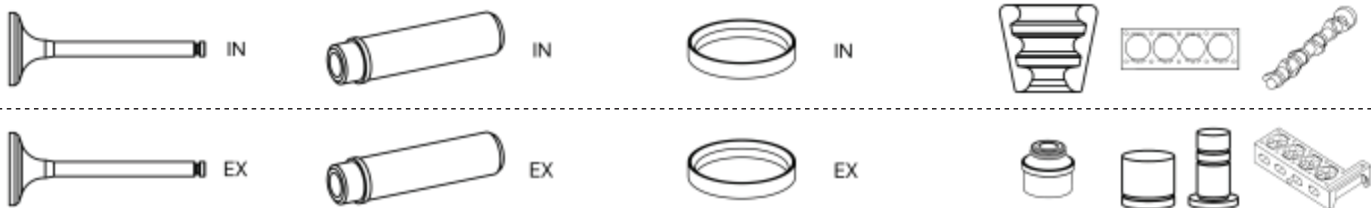
**511104-1**

## 83,000 mm

70

D8C (XUD9AU) , DJZ (XUD9) ,

**903715-1**



## 83,000 mm

71

D9B (XUD9AU),

<b>853733-4</b>	<b>883707-4</b>	<b>K-8</b>	<b>903715-1</b>	<b>511104-1</b>
38,50 x 8,00 x 112,40 x 45°	14,06 x 8,00 x 52,20   IN   EX			
<b>853816-4</b>	<b>883711-4</b>			<b>513701-1</b>
40,30 x 8,00 x 111,60 x 45°	14,06 x 8,00 x 48,00   IN			

## 83,000 mm

72

DFW (XU9J4Z),

**915001-8**  
Ø 7,00

## 83,000 mm

73

DHW (XUD9SD),

<b>853709-4</b>	<b>883707-4</b>	<b>K-8</b>	<b>511104-1</b>
38,50 x 8,00 x 112,40 x 45°	14,06 x 8,00 x 52,20   IN   EX		
	<b>883711-4</b>		
	14,06 x 8,00 x 48,00   IN		
<b>863734-4</b>			
33,00 x 8,00 x 111,85 x 45°			

## 83,000 mm

74

DHX (XUD9TE), DHY (XUD9TE),

<b>853709-4</b>	<b>883707-4</b>	<b>K-8</b>	<b>511104-1</b>
38,50 x 8,00 x 112,40 x 45°	14,06 x 8,00 x 52,20   IN   EX		
<b>853733-4</b>	<b>883711-4</b>		<b>513701-1</b>
38,50 x 8,00 x 112,40 x 45°	14,06 x 8,00 x 48,00   IN		
<b>853751-4</b>			
38,50 x 8,00 x 112,40 x 45°			
<b>863734-4</b>			
33,00 x 8,00 x 111,85 x 45°			

## 83,000 mm

75

XUD9,

<b>853733-4</b>	<b>883707-4</b>	<b>K-8</b>	<b>903715-1</b>	<b>511104-1</b>
38,50 x 8,00 x 112,40 x 45°	14,06 x 8,00 x 52,20   IN   EX			
	<b>883711-4</b>			<b>513701-1</b>
	14,06 x 8,00 x 48,00   IN			
<b>863734-4</b>				<b>483707-1</b>
33,00 x 8,00 x 111,85 x 45°				



## 83,000 mm

76

XUD9TE ,

853709-4

883707-4

K-8

511104-1

38,50 x 8,00 x 112,40 x 45°

14,06 x 8,00 x 52,20 | IN | EX

853733-4

883711-4

513701-1

38,50 x 8,00 x 112,40 x 45°

14,06 x 8,00 x 48,00 | IN

853751-4

38,50 x 8,00 x 112,40 x 45°

863734-4

33,00 x 8,00 x 111,85 x 45°

483706-1

## 84,000 mm

77

DT20C ,

M-6

## 84,000 mm

78

105 (XM7) , 105C (XM7A) , 169B (XM7T) , KF5 , KF6 , XC5P , XC6 , XC7P , XC7 , XM7P , XM7 , XM ,

K-8

## 85,000 mm

79

4HT (DW12BTED4) ,

883704-4

M-6

10,52 x 6,00 x 41,50 | IN | EX

## 85,000 mm

80

4HY (DW12UTED) ,

853768-4

883704-4

M-6

511105-1

35,60 x 6,00 x 107,10 x 45°

10,52 x 6,00 x 41,50 | IN | EX

853772-4

30,00 x 6,00 x 105,00 x 45°

513702-1

513703-1

863773-4

25,10 x 6,00 x 105,10 x 45°

973506-8

483713-1

Hydro

973801-8

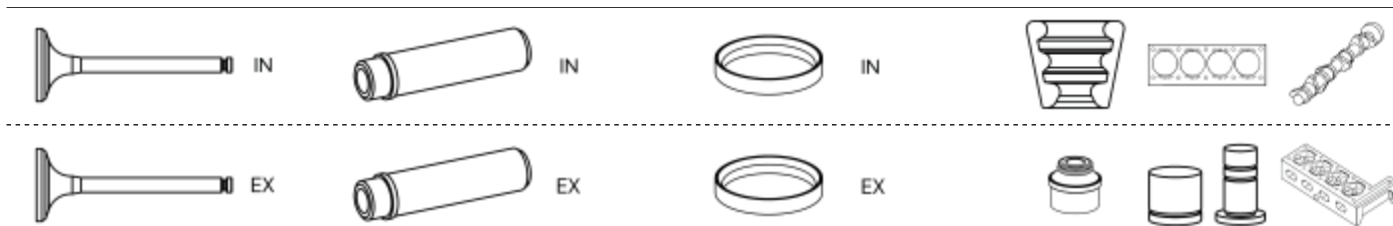
Hydro

## 85,000 mm

81

4HB (DW12RUD) , 4HH (DW12RUC) , 4HK (DW12ME5) , 4HK (DW12MTED4) , 4HL (DW12C) , 4HN (DW12MTED4) , 4HP (DW12BTED4) , 4HR (DW12BTED4) , 4HS (DW12BTED4) , AHH (DW10FC) , AHR (DW10FD) , AHW (DW10FC) , AHX (DW10FD) ,

M-6



<b>85,000 mm</b>	<b>82</b>
------------------	-----------

P8C (XUD11BTE) , PHZ (XUD11ATE) ,

<b>853753-4</b>	<b>M-8</b>
33,90 x 8,00 x 122,30 x 45°	
<b>863754-4</b>	<b>973715-8</b>
33,90 x 8,00 x 121,90 x 45°	
Hydro	

<b>85,000 mm</b>	<b>83</b>
------------------	-----------

RFJ (EW10A) , RFN (EW10J4) ,

<b>853715-4</b>	
33,20 x 6,00 x 106,00 x 45°	
<b>863716-4</b>	
29,00 x 6,00 x 103,70 x 45°	

<b>85,000 mm</b>	<b>84</b>
------------------	-----------

RFK (EW10J4S) ,

<b>853715-4</b>	
33,20 x 6,00 x 106,00 x 45°	
<b>853761-4</b>	
32,40 x 6,00 x 105,00 x 45°	
<b>863716-4</b>	
29,00 x 6,00 x 103,70 x 45°	
<b>863762-4</b>	
29,30 x 6,00 x 104,00 x 45°	

<b>85,000 mm</b>	<b>85</b>
------------------	-----------

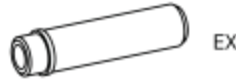
4HW (DW12ATED4) , 4HW (DW12TED4) , RHH (DW10CTED4) , RHK (DW10UTED4) , RHR (DW10BTED4) ,

<b>853772-4</b>	<b>883704-4</b>	<b>M-6</b>
30,00 x 6,00 x 105,00 x 45°		10,52 x 6,00 x 41,50   IN   EX
<b>863773-4</b>		
25,10 x 6,00 x 105,10 x 45°		

<b>85,000 mm</b>	<b>86</b>
------------------	-----------

RHM (DW10ATED4) ,

<b>853770-4</b>	<b>883704-4</b>	<b>M-6</b>
29,90 x 6,00 x 106,00 x 45°		10,52 x 6,00 x 41,50   IN   EX
<b>853772-4</b>		
30,00 x 6,00 x 105,00 x 45°		
<b>863771-4</b>		
25,00 x 6,00 x 106,25 x 45°		
<b>863773-4</b>		
25,10 x 6,00 x 105,10 x 45°		



## 85,000 mm

87

RHT (DW10ATED4) ,

853772-4

883704-4

M-6

30,00 x 6,00 x 105,00 x 45°

10,52 x 6,00 x 41,50 | IN | EX

863771-4

25,00 x 6,00 x 106,25 x 45°

863773-4

25,10 x 6,00 x 105,10 x 45°

## 85,000 mm

88

RHW (DW10ATED4) ,

853770-4

883704-4

M-6

29,90 x 6,00 x 106,00 x 45°

10,52 x 6,00 x 41,50 | IN | EX

853772-4

30,00 x 6,00 x 105,00 x 45°

863771-4

25,00 x 6,00 x 106,25 x 45°

863773-4

25,10 x 6,00 x 105,10 x 45°

973801-8

Hydro

## 85,000 mm

89

RHX (DW10BTED) ,

853768-4

883704-4

511105-1

35,60 x 6,00 x 107,10 x 45°

10,52 x 6,00 x 41,50 | IN | EX

863769-4

33,90 x 6,00 x 107,00 x 45°

973506-8

Hydro

483713-1

973801-8

Hydro

## 85,000 mm

90

RHZ (DW10BTED) ,

853768-4

883704-4

35,60 x 6,00 x 107,10 x 45°

10,52 x 6,00 x 41,50 | IN | EX

915097-8

Ø 6,00

## 85,000 mm

91

RHZ (DW10BTED+) ,

853768-4

35,60 x 6,00 x 107,10 x 45°

915097-8

Ø 6,00

## 85,000 mm

92

RLZ (EW10D) ,

853761-4

32,40 x 6,00 x 105,00 x 45°

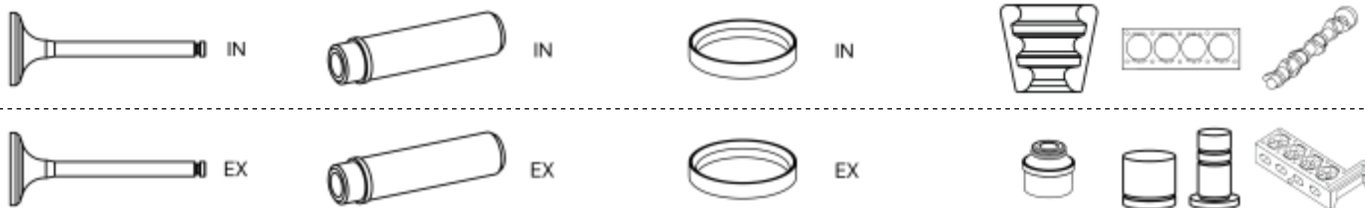
863762-4

29,30 x 6,00 x 104,00 x 45°

973506-8

Hydro





## 85,000 mm

99

RHZ (DW10CTED) ,

853772-4

883704-4

M-6

30,00 x 6,00 x 105,00 x 45°

10,52 x 6,00 x 41,50 | IN | EX

863773-4

915097-8

25,10 x 6,00 x 105,10 x 45°

Ø 6,00

## 86,000 mm

100

P9A (XUD11A) ,

853753-4

M-8

33,90 x 8,00 x 122,30 x 45°

863754-4

973715-8

33,90 x 8,00 x 121,90 x 45°

Hydro

## 86,000 mm

101

RFS (XU10J4RS) ,

915097-8

Ø 6,00

## 86,000 mm

102

RFV (XU10J4R) ,

853745-4

883729-4

M-7

34,60 x 7,00 x 106,40 x 45°

12,07 x 7,00 x 40,00 | IN | EX

853763-4

L-6

34,60 x 6,00 x 106,40 x 45°

863764-4

29,70 x 6,00 x 105,71 x 45°

## 86,000 mm

103

RGX (XU10J2CTE) ,

M-8

## 86,000 mm

104

4HU (P22DTE) , 4HV (P22DTE) ,

M-7

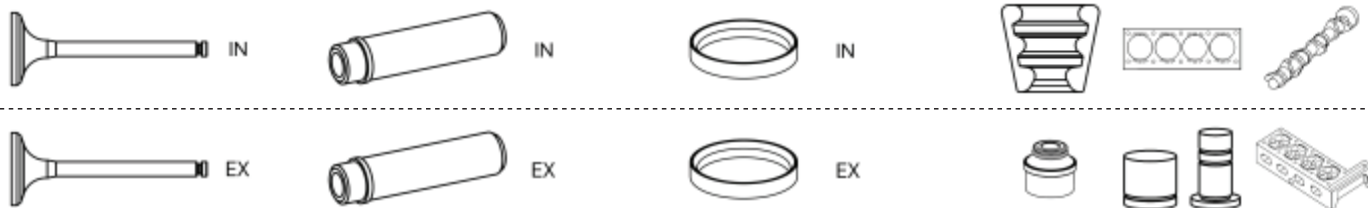
## 86,000 mm

105

R6A (XU10J2) , RFW (XU10J2) ,

853747-4

42,60 x 8,00 x 108,80 x 45°



## 86,000 mm

106

R5A (XU102C), RFU (XU10J2), RFX (XU10J2), RFZ (XU10J2Z), RGX (XU10J2TE), RGY (XU10J2TE),

853747-4

M-8

42,60 x 8,00 x 108,80 x 45°

## 86,000 mm

107

RFT (XU10J4), RFY (XU10J4Z),

853745-4

883729-4

M-7

34,60 x 7,00 x 106,40 x 45°

12,07 x 7,00 x 40,00 | IN | EX

915001-8

Ø 7,00

## 86,000 mm

108

RGZ (XU10J4TE/Z),

883729-4

M-7

12,07 x 7,00 x 40,00 | IN | EX

915001-8

Ø 7,00

## 87,000 mm

109

XFV (ES9A), XFX (ES9J4S),

853765-6

L-6

33,80 x 6,00 x 108,00 x 45°

915097-8

Ø 6,00

## 87,000 mm

110

XFZ (ES9J4),

915097-8

Ø 6,00

## 88,000 mm

111

F1AE0481T,

852029-4

30,10 x 6,00 x 120,40 x 45°

862030-4

30,00 x 6,00 x 120,40 x 45°

## 88,000 mm

112

XD 88, XD4x88, XDP 88,

883732-4

K-8

14,05 x 8,50 x 55,00 | IN | EX

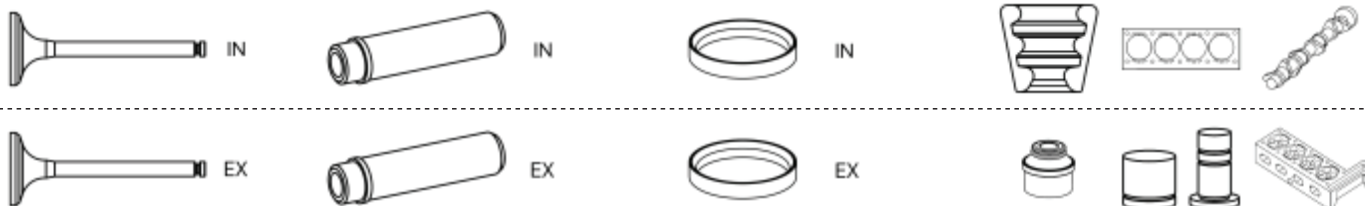
## 88,000 mm

113

106 (XN1), 107 (XN2), 112 (ZM), 140 (ZMJ), 170 (XN1T), 170B (XN1T), 829 (ZEJ), 851 (ZDJ), 851B (ZDJL), 851X (ZDJL), XN1P, XN1T, XN1,

K-8





## 90,000 mm

114

XD4x90 , XDP 90 ,

883732-4

K-8

14,05 x 8,50 x 55,00 | IN | EX

## 91,000 mm

115

154X (ZN3J) ,

853765-6

L-6

33,80 x 6,00 x 108,00 x 45°

## 92,000 mm

116

THX (DJ5TED) ,

M-7

863756-4

915001-8

36,90 x 7,00 x 127,50 x 45°

Ø 7,00

## 92,000 mm

117

T8A (DJ5T) , T9A (DJ5) , THY (DK5ATE) ,

M-7

863756-4

915001-8

36,90 x 7,00 x 127,50 x 45°

Ø 7,00

973715-8

Hydro

## 93,000 mm

118

8140.67 ,

852052-4

R-8

41,00 x 8,00 x 120,80 x 30°

862053-4

34,50 x 8,00 x 122,00 x 45°

## 93,000 mm

119

CRD93LS (U25/673) , CRD93L ,

851111-4

M-8

42,20 x 8,00 x 121,40 x 45°

## 93,000 mm

120

SKZ (ZPJ4/Z) , UKZ (ZPJ4/Z) ,

915001-8

Ø 7,00

## 94,000 mm

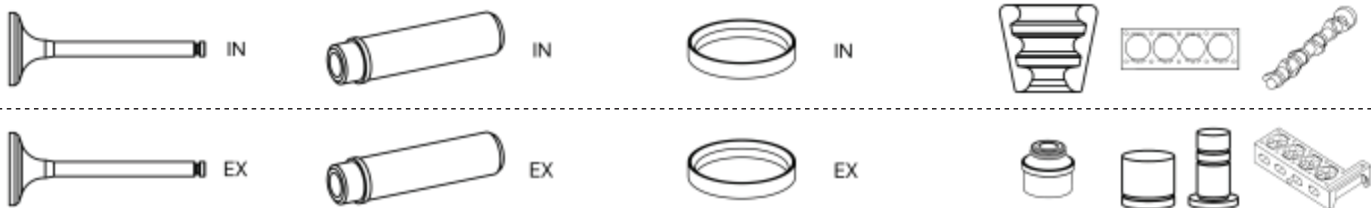
121

134 (XD2) , 147 (XD2S) , EN 55 , ET 70 , XD2 ,

883732-4

K-8

14,05 x 8,50 x 55,00 | IN | EX



## 94,000 mm

122

152A (XD3T), 152B (XD3TE), 155 (XD3), XD3P, XD3T,

883732-4

K-8

14,05 x 8,50 x 55,00 | IN | EX

863758-4

35,60 x 8,50 x 116,35 x 45°

## 94,000 mm

123

XD2S,

K-8

## 94,400 mm

124

8140.43N, 8140.43S (F28DTCR),

852052-4

882059-4

R-8

41,00 x 8,00 x 120,80 x 30°

13,07 x 8,00 x 60,00 | IN | EX

862092-4

36,00 x 8,00 x 122,00 x 45°

## 94,400 mm

125

8140.43S, 8140.43,

852052-4

R-8

41,00 x 8,00 x 120,80 x 30°

862092-4

36,00 x 8,00 x 122,00 x 45°

## 95,800 mm

126

F1CE0481D (F30DT),

870020-6

M-6

55,11 x 45,50 x 8,80 x 20° | IN | EX

## 95,800 mm






127

F1CE0481D (F30DTE), F1CE0481D (FG30DT),








M-6








356 Cabriolet/Speedster A 1600 S	616.15	01.55 - 12.59	1582	B	55 kW	1152	4
356 Cabriolet/Speedster A 1600	616/1	01.55 - 12.59	1582	B	44 kW	1152	5
356 Cabriolet/Speedster B 1600 Super 75	616.15	01.59 - 12.63	1582	B	55 kW	1152	4
356 Cabriolet/Speedster B 1600 Super 90	616/7	01.59 - 12.63	1582	B	66 kW	1152	6
356 Cabriolet/Speedster B 1600	616/1	09.59 - 08.63	1582	B	44 kW	1152	5
356 Cabriolet/Speedster C 1600	616.15	01.63 - 12.65	1582	B	55 kW	1152	4
356 Coupe A 1600 Super	616.15	01.55 - 12.59	1582	B	55 kW	1152	4
356 Coupe A 1600	616/1	01.55 - 12.59	1582	B	44 kW	1152	5
356 Coupe B 1600 Super 75	616.15	01.59 - 12.63	1582	B	55 kW	1152	4
356 Coupe B 1600 Super 90	616/7	01.59 - 12.63	1582	B	66 kW	1152	6
356 Coupe B 1600	616/1	09.59 - 08.63	1582	B	44 kW	1152	5
356 Coupe C 1600	616.15	01.63 - 12.65	1582	B	55 kW	1152	4
718 BOXSTER (982) 2.0 (982320, 982321)	DPGA	04.16	1988	B	184 kW	1156	33
718 BOXSTER (982) 2.0 (982320, 982321)	MDD.PA	04.16	1988	B	184 kW	1156	33
718 BOXSTER (982) 2.0 T (982320, 982321, 982350, 982351)	DNYA	04.16	1988	B	220 kW	1156	33
718 BOXSTER (982) 2.0 T (982320, 982321, 982350, 982351)	DPGB	04.16	1988	B	220 kW	1156	33
718 BOXSTER (982) 2.0 T (982320, 982321, 982350, 982351)	MDD.PB	04.16	1988	B	220 kW	1156	33
718 BOXSTER (982) 2.5 GTS (982340, 982341, 982380)	DNZB	10.17	2497	B	269 kW	1160	67
718 BOXSTER (982) 2.5 GTS (982340, 982341, 982380)	DNZC	10.17	2497	B	269 kW	1160	67
718 BOXSTER (982) 2.5 GTS (982340, 982341, 982380)	DPHB	10.17	2497	B	269 kW	1160	67
718 BOXSTER (982) 2.5 GTS (982340, 982341, 982380)	MDJ.UA	10.17	2497	B	269 kW	1160	67
718 BOXSTER (982) 2.5 GTS (982340, 982341, 982380)	MDJ.UB	10.17	2497	B	269 kW	1160	67
718 BOXSTER (982) 2.5 S (982330, 982331)	DNZA	04.16	2497	B	257 kW	1160	67
718 BOXSTER (982) 2.5 S (982330, 982331)	DPHA	04.16	2497	B	257 kW	1160	67
718 BOXSTER (982) 2.5 S (982330, 982331)	MDD.NC	04.16	2497	B	257 kW	1160	67
718 BOXSTER (982) GTS 4.0 (982360, 982361)	DKDC	01.19	3995	B	294 kW	1160	67
718 BOXSTER (982) GTS 4.0 (982360, 982361)	DKDD	01.19	3995	B	294 kW	1160	67
718 BOXSTER (982) GTS 4.0 (982360, 982361)	DWAC	01.19	3995	B	294 kW	1160	67
718 BOXSTER (982) GTS 4.0 (982360, 982361)	DWAD	01.19	3995	B	294 kW	1160	67
718 BOXSTER Spyder (982) 4.0 (982510, 982511)	DKDA	07.19	3995	B	309 kW	1160	67
718 BOXSTER Spyder (982) 4.0 (982510, 982511)	DWAA	07.19	3995	B	309 kW	1160	67
718 BOXSTER Spyder (982) 4.0 (982510, 982511)	DWAB	07.19	3995	B	309 kW	1160	67
718 CAYMAN (982) 2.0 (982120, 982121)	DPGA	04.16	1988	B	184 kW	1156	33
718 CAYMAN (982) 2.0 (982120, 982121)	MDD.PA	04.16	1988	B	184 kW	1156	33
718 CAYMAN (982) 2.0 (982120, 982121, 982150, 982151)	DNYA	04.16	1988	B	220 kW	1156	33
718 CAYMAN (982) 2.0 (982120, 982121, 982150, 982151)	DPGB	04.16	1988	B	220 kW	1156	33
718 CAYMAN (982) 2.0 (982120, 982121, 982150, 982151)	MDD.PB	04.16	1988	B	220 kW	1156	33
718 CAYMAN (982) 2.5 GTS (982140, 982141)	DNZB	10.17	2497	B	269 kW	1160	67
718 CAYMAN (982) 2.5 GTS (982140, 982141)	DNZC	10.17	2497	B	269 kW	1160	67
718 CAYMAN (982) 2.5 GTS (982140, 982141)	DPHB	10.17	2497	B	269 kW	1160	67
718 CAYMAN (982) 2.5 GTS (982140, 982141)	MDJ.UA	10.17	2497	B	269 kW	1160	67
718 CAYMAN (982) 2.5 GTS (982140, 982141)	MDJ.UB	10.17	2497	B	269 kW	1160	67
718 CAYMAN (982) 4.0 GT4 (982810, 982811)	DKDA	07.19	3995	B	309 kW	1160	67
718 CAYMAN (982) 4.0 GT4 (982810, 982811)	DWAA	07.19	3995	B	309 kW	1160	67
718 CAYMAN (982) 4.0 GT4 (982810, 982811)	DWAB	07.19	3995	B	309 kW	1160	67
718 CAYMAN (982) 4.0 GT4 RS (982850, 982851)	DUD	11.21	3996	B	368 kW	1160	67
718 CAYMAN (982) GTS 4.0 (982160, 982161)	DKDC	01.19	3995	B	294 kW	1160	67
718 CAYMAN (982) GTS 4.0 (982160, 982161)	DKDD	01.19	3995	B	294 kW	1160	67
718 CAYMAN (982) GTS 4.0 (982160, 982161)	DWAC	01.19	3995	B	294 kW	1160	67
718 CAYMAN (982) GTS 4.0 (982160, 982161)	DWAD	01.19	3995	B	294 kW	1160	67
718 CAYMAN (982) S 2.5 (982130, 982131)	DNZA	04.16	2497	B	257 kW	1160	67
718 CAYMAN (982) S 2.5 (982130, 982131)	DPHA	04.16	2497	B	257 kW	1160	67
718 CAYMAN (982) S 2.5 (982130, 982131)	MDD.NC	04.16	2497	B	257 kW	1160	67
911 (964) 3.3 Turbo S	M 30.69S	06.91 - 12.92	3299	B	261 kW	1159	53
911 (964) 3.3 Turbo	M 30.69	08.90 - 09.93	3299	B	235 kW	1159	52
911 (964) 3.6 Carrera 4	M 64.01	12.88 - 09.93	3600	B	184 kW	1160	61
911 (964) 3.6 Carrera RS	M 64.03	06.91 - 09.93	3600	B	191 kW	1160	61
911 (964) 3.6 Carrera	M 64.01	07.89 - 09.93	3600	B	184 kW	1160	61
911 (964) 3.6 Carrera	M 64.02	07.89 - 09.93	3600	B	184 kW	1160	61
911 (964) 3.6 Turbo	M 64.50	01.93 - 09.93	3600	B	265 kW	1160	61
911 (991) 3.0 Carrera 4 GTS	MDC.JA	03.17 - 12.19	2981	B	331 kW	1156	33
911 (991) 3.0 Carrera 4S	DCHA	11.15 - 12.19	2981	B	309 kW	1156	33

			<b>ccm</b>		<b>kw</b>		<b>1 POS</b>
911 (991) 3.0 Carrera 4S	MDC.HA	11.15 - 12.19	2981	B	309 kW	1156	33
911 (991) 3.0 Carrera 4	DCKA	11.15 - 12.19	2981	B	272 kW	1156	33
911 (991) 3.0 Carrera 4	MDC.KA	11.15 - 12.19	2981	B	272 kW	1156	33
911 (991) 3.0 Carrera GTS	MDC.JA	03.17 - 12.19	2981	B	331 kW	1156	33
911 (991) 3.0 Carrera S	DCHA	11.15 - 12.19	2981	B	309 kW	1156	33
911 (991) 3.0 Carrera S	MDC.HA	11.15 - 12.19	2981	B	309 kW	1156	33
911 (991) 3.0 Carrera S	MDC.HA	01.17 - 12.19	2981	B	313 kW	1156	33
911 (991) 3.0 Carrera T	DCKA	01.18 - 12.19	2981	B	272 kW	1156	33
911 (991) 3.0 Carrera T	MDC.KA	01.18 - 12.19	2981	B	272 kW	1156	33
911 (991) 3.0 Carrera	DCKA	11.15 - 12.19	2981	B	272 kW	1156	33
911 (991) 3.0 Carrera	MDC.KA	11.15 - 12.19	2981	B	272 kW	1156	33
911 (991) 3.4 Carrera 4	MA1.04	12.11 - 12.19	3436	B	257 kW	1159	54
911 (991) 3.4 Carrera 4	MA1.04	09.12 - 12.19	3436	B	261 kW	1159	54
911 (991) 3.4 Carrera 4	MAB.04	12.11 - 12.19	3436	B	257 kW	1159	55
911 (991) 3.4 Carrera	MA1.04	12.11 - 12.19	3436	B	257 kW	1159	54
911 (991) 3.4 Carrera	MAB.04	12.11 - 12.19	3436	B	257 kW	1159	55
911 (991) 3.8 4 GTS	MA1.03	01.16 - 12.16	3800	B	321 kW	1161	69
911 (991) 3.8 Carrera 4S / 4 GTS	MA1.03	11.12 - 12.19	3800	B	316 kW	1161	69
911 (991) 3.8 Carrera 4S	MA1.01	12.11 - 12.19	3800	B	304 kW	1161	69
911 (991) 3.8 Carrera 4S	MA1.03	12.11 - 12.19	3800	B	294 kW	1161	69
911 (991) 3.8 Carrera 4S	MAB.03	12.11 - 12.19	3800	B	294 kW	1160	67
911 (991) 3.8 Carrera S / GTS	MA1.03	07.12 - 12.19	3800	B	316 kW	1161	69
911 (991) 3.8 Carrera S	MA1.01	12.11 - 12.19	3800	B	304 kW	1161	69
911 (991) 3.8 Carrera S	MA1.03	12.11 - 12.19	3800	B	294 kW	1161	69
911 (991) 3.8 Carrera S	MAB.03	12.11 - 12.19	3800	B	294 kW	1160	67
911 (991) 3.8 GT2 RS	MDH.NA	07.17 - 05.20	3800	B	515 kW	1160	67
911 (991) 3.8 GT3	MA1.75	01.13 - 05.17	3799	B	350 kW	1160	67
911 (991) 3.8 GT3	MA1.75	01.14 - 05.17	3799	B	354 kW	1160	67
911 (991) 3.8 Turbo S	MA1.71	09.13 - 05.20	3800	B	412 kW	1160	67
911 (991) 3.8 Turbo S	MDB.CA	01.16 - 05.20	3800	B	427 kW	1160	67
911 (991) 3.8 Turbo S	MDB.CA	06.17 - 05.20	3800	B	446 kW	1160	67
911 (991) 3.8 Turbo	MA1.70	02.13 - 05.20	3800	B	389 kW	1160	67
911 (991) 3.8 Turbo	MA1.71	09.13 - 05.20	3800	B	383 kW	1160	67
911 (991) 3.8 Turbo	MA1.71	01.14 - 05.20	3800	B	388 kW	1160	67
911 (991) 3.8 Turbo	MDA.BA	01.16 - 05.20	3800	B	397 kW	1160	67
911 (991) 4.0 GT3 RS / R	MA1.76	03.15 - 12.20	3996	B	368 kW	1160	67
911 (991) 4.0 GT3 RS / R	MDG.GA	03.15 - 12.20	3996	B	368 kW	1160	67
911 (991) 4.0 GT3 RS	MA1.77	02.18 - 12.20	3996	B	383 kW	1160	67
911 (991) 4.0 GT3 RS	MDG.GB	02.18 - 12.20	3996	B	383 kW	1160	67
911 (991) 4.0 GT3	MA1.77	05.17 - 12.20	3996	B	368 kW	1160	67
911 (991) 4.0 GT3	MDG.GA	05.17 - 12.20	3996	B	368 kW	1160	67
911 (992) 3.0 Carrera (992110)	DKCA	01.19	2981	B	283 kW	1152	1
911 (992) 3.0 Carrera (992110)	DRTA	01.19	2981	B	283 kW	1156	33
911 (992) 3.0 Carrera 4 (992410)	DKCA	01.19	2981	B	283 kW	1152	1
911 (992) 3.0 Carrera 4 (992410)	DRTA	01.19	2981	B	283 kW	1156	33
911 (992) 3.0 Carrera 4 GTS (992440)	DKKB	01.21	2981	B	353 kW	1156	33
911 (992) 3.0 Carrera 4 S (992420)	DKKA	11.18	2981	B	331 kW	1156	33
911 (992) 3.0 Carrera 4 S (992420)	DRVA	11.18	2981	B	331 kW	1156	33
911 (992) 3.0 Carrera GTS (992140)	DKKB	01.21	2981	B	353 kW	1156	33
911 (992) 3.0 Carrera S (992120)	DKKA	11.18	2981	B	331 kW	1156	33
911 (992) 3.0 Carrera S (992120)	DRVA	11.18	2981	B	331 kW	1156	33
911 (992) GT3 (992810)	DRMA	05.21	3996	B	375 kW	1160	67
911 (992) GT3 RS (992850)	DVYA	09.22	3996	B	386 kW	1160	67
911 (992) GT3 RS (992850)	DVZA	09.22	3996	B	386 kW	1160	67
911 (993) 3.6 Carrera 4	M 64.05	07.94 - 09.97	3600	B	200 kW	1160	62
911 (993) 3.6 Carrera 4	M 64.21	08.95 - 09.97	3600	B	210 kW	1160	63
911 (993) 3.6 Carrera	M 64.05	10.93 - 09.97	3600	B	200 kW	1160	62
911 (993) 3.6 Carrera	M 64.06	10.93 - 09.97	3600	B	200 kW	1160	62
911 (993) 3.6 Carrera	M 64.21	08.95 - 09.97	3600	B	210 kW	1160	63
911 (993) 3.6 Carrera	M 64.22	08.95 - 09.97	3600	B	210 kW	1160	63
911 (993) 3.6 Turbo 4	M 64.60	03.95 - 09.97	3600	B	300 kW	1160	64
911 (993) 3.6 Turbo 4	M 64.60	09.95 - 09.97	3600	B	298 kW	1160	64














						
911 (993) 3.6 Turbo GT2 4	M 64.60RS	06.97 - 09.97	3600 B	331 kW	1160	64
911 (993) 3.6 Turbo GT2 4	M 64.60R	08.95 - 09.97	3600 B	316 kW	1160	64
911 (993) 3.6 Turbo GT2	M 64.60R	03.95 - 09.97	3600 B	316 kW	1160	64
911 (993) 3.8 Carrera RS	M 64.20	06.95 - 09.97	3746 B	221 kW	1161	68
911 (996) 3.4 Carrera 4	M 96.01	08.97 - 09.01	3387 B	221 kW	1158	47
911 (996) 3.4 Carrera 4	M 96.02	05.01 - 08.04	3387 B	235 kW	1158	47
911 (996) 3.4 Carrera 4	M 96.04	08.97 - 09.01	3387 B	221 kW	1158	47
911 (996) 3.4 Carrera	M 96.01	08.97 - 09.01	3387 B	221 kW	1158	47
911 (996) 3.4 Carrera	M 96.02	05.01 - 08.04	3387 B	235 kW	1158	47
911 (996) 3.4 Carrera	M 96.04	08.97 - 09.01	3387 B	221 kW	1158	47
911 (996) 3.6 Carrera 4S	M 96.03	02.03 - 07.04	3596 B	254 kW	1158	46
911 (996) 3.6 Carrera 4	M 96.03	10.01 - 08.04	3596 B	235 kW	1158	46
911 (996) 3.6 Carrera S	M 96.03	02.03 - 08.05	3596 B	254 kW	1158	46
911 (996) 3.6 Carrera	M 96.03	10.01 - 08.04	3596 B	235 kW	1158	46
911 (996) 3.6 GT2	M 96.70	04.01 - 08.05	3600 B	340 kW	1160	65
911 (996) 3.6 GT2	M 96.70	10.03 - 08.05	3600 B	355 kW	1160	65
911 (996) 3.6 GT3	M 96.76	03.99 - 07.02	3598 B	265 kW	1160	66
911 (996) 3.6 GT3	M 96.79	03.03 - 09.05	3600 B	280 kW	1160	66
911 (996) 3.6 S	M 96.70	08.04 - 08.05	3600 B	331 kW	1160	65
911 (996) 3.6 Turbo 4S	M 96.70	02.03 - 08.05	3600 B	331 kW	1160	65
911 (996) 3.6 Turbo 4	M 96.70	06.00 - 08.05	3600 B	309 kW	1160	65
911 (997) 3.6 Carrera 4	M 96.05	07.04 - 11.12	3596 B	239 kW	1158	47
911 (997) 3.6 Carrera 4	M 96.05	09.05 - 12.08	3596 B	242 kW	1158	47
911 (997) 3.6 Carrera 4	MA1.02	06.08 - 12.12	3614 B	254 kW	1159	54
911 (997) 3.6 Carrera	M 96.05	07.04 - 12.08	3596 B	239 kW	1158	47
911 (997) 3.6 Carrera	M 96.05	08.04 - 07.05	3596 B	235 kW	1158	47
911 (997) 3.6 Carrera	MA1.02	06.08 - 09.12	3614 B	254 kW	1159	54
911 (997) 3.6 GT 2	M 97.70S	08.07 - 12.12	3600 B	390 kW	1160	66
911 (997) 3.6 GT2 RS	M 97.70	05.10 - 12.12	3600 B	456 kW	1160	66
911 (997) 3.6 GT2 RS	M 97.70	01.10 - 09.12	3600 B	462 kW	1160	66
911 (997) 3.6 GT3	M 97.76	03.06 - 10.11	3600 B	305 kW	1160	66
911 (997) 3.6 Turbo	M 97.70	03.06 - 10.11	3600 B	353 kW	1160	66
911 (997) 3.8 Carrera 4S / 4 GTS	MA1.01	06.09 - 12.12	3800 B	300 kW	1161	69
911 (997) 3.8 Carrera 4S	M 97.01S	08.05 - 12.08	3824 B	280 kW	1159	57
911 (997) 3.8 Carrera 4S	M 97.01	07.04 - 12.12	3824 B	261 kW	1159	57
911 (997) 3.8 Carrera 4S	M 97.01	09.05 - 12.08	3824 B	264 kW	1159	57
911 (997) 3.8 Carrera 4S	MA1.01	06.08 - 12.12	3800 B	283 kW	1161	69
911 (997) 3.8 Carrera S / GTS	MA1.01	06.09 - 12.12	3800 B	300 kW	1161	69
911 (997) 3.8 Carrera S	M 97.01S	08.05 - 12.08	3824 B	280 kW	1159	57
911 (997) 3.8 Carrera S	M 97.01	07.04 - 06.12	3824 B	261 kW	1159	57
911 (997) 3.8 Carrera S	MA1.01	06.08 - 12.12	3800 B	283 kW	1161	69
911 (997) 3.8 GT3 RS	M 97.77R	08.09 - 12.11	3797 B	331 kW	1161	70
911 (997) 3.8 GT3	M 97.77	05.09 - 09.12	3797 B	320 kW	1161	70
911 (997) 3.8 Turbo S	MA1.70	02.10 - 12.13	3800 B	390 kW	1160	67
911 (997) 3.8 Turbo S	MA1.70	09.10 - 12.11	3800 B	395 kW	1160	67
911 (997) 3.8 Turbo	MA1.70	09.09 - 12.12	3800 B	368 kW	1160	67
911 (997) 3.8 Turbo	MA1.70	09.10 - 12.11	3800 B	373 kW	1160	67
911 (997) 4.0 GT3 RS	M 97.74	07.11 - 12.12	3996 B	368 kW	1161	70
911 Cabriolet (964) 3.6 Carrera 4	M 64.01	05.89 - 05.94	3600 B	184 kW	1160	61
911 Cabriolet (964) 3.6 Carrera	M 64.01	07.89 - 05.94	3600 B	184 kW	1160	61
911 Cabriolet (964) 3.6 Carrera	M 64.02	07.89 - 05.94	3600 B	184 kW	1160	61
911 Cabriolet (991) 3.0 Carrera 4 GTS	MDC.JA	03.17 - 12.19	2981 B	331 kW	1156	33
911 Cabriolet (991) 3.0 Carrera 4S	DCHA	11.15 - 12.19	2981 B	309 kW	1156	33
911 Cabriolet (991) 3.0 Carrera 4S	MDC.HA	11.15 - 12.19	2981 B	309 kW	1156	33
911 Cabriolet (991) 3.0 Carrera 4	DCKA	11.15 - 12.19	2981 B	272 kW	1156	33
911 Cabriolet (991) 3.0 Carrera 4	MDC.KA	11.15 - 12.19	2981 B	272 kW	1156	33
911 Cabriolet (991) 3.0 Carrera GTS	MDC.JA	03.17 - 12.19	2981 B	331 kW	1156	33
911 Cabriolet (991) 3.0 Carrera S	DCHA	11.15 - 12.19	2981 B	309 kW	1156	33
911 Cabriolet (991) 3.0 Carrera S	MDC.HA	11.15 - 12.19	2981 B	309 kW	1156	33
911 Cabriolet (991) 3.0 Carrera S	MDC.HA	01.17 - 12.19	2981 B	313 kW	1156	33
911 Cabriolet (991) 3.0 Carrera	DCKA	11.15 - 12.19	2981 B	272 kW	1156	33
911 Cabriolet (991) 3.0 Carrera	MDC.KA	11.15 - 12.19	2981 B	272 kW	1156	33

			<b>ccm</b>		<b>kw</b>		<b>1 POS</b>
911 Cabriolet (991) 3.4 Carrera 4	MA1.04	11.12 - 12.19	3436	B	257 kW	1159	54
911 Cabriolet (991) 3.4 Carrera 4	MA1.04	03.12 - 12.19	3436	B	261 kW	1159	54
911 Cabriolet (991) 3.4 Carrera 4	MAB.04	11.12 - 12.19	3436	B	257 kW	1159	55
911 Cabriolet (991) 3.4 Carrera	MA1.04	03.12 - 12.19	3436	B	257 kW	1159	54
911 Cabriolet (991) 3.4 Carrera	MA1.04	03.12 - 12.16	3436	B	261 kW	1159	54
911 Cabriolet (991) 3.4 Carrera	MAB.04	03.12 - 12.19	3436	B	257 kW	1159	55
911 Cabriolet (991) 3.8 Carrera 4S / 4 GTS	MA1.03	11.12 - 12.19	3800	B	316 kW	1161	69
911 Cabriolet (991) 3.8 Carrera 4S	MA1.03	11.12 - 12.19	3800	B	294 kW	1161	69
911 Cabriolet (991) 3.8 Carrera 4S	MAB.03	11.12 - 12.19	3800	B	294 kW	1160	67
911 Cabriolet (991) 3.8 Carrera S / GTS	MA1.03	07.12 - 12.19	3800	B	316 kW	1161	69
911 Cabriolet (991) 3.8 Carrera S	MA1.03	03.12 - 12.19	3800	B	294 kW	1161	69
911 Cabriolet (991) 3.8 Carrera S	MAB.03	03.12 - 12.19	3800	B	294 kW	1160	67
911 Cabriolet (991) 3.8 Turbo S	MA1.71	12.13 - 05.20	3800	B	412 kW	1160	67
911 Cabriolet (991) 3.8 Turbo S	MDB.CA	01.16 - 05.20	3800	B	427 kW	1160	67
911 Cabriolet (991) 3.8 Turbo	MA1.71	12.13 - 05.20	3800	B	383 kW	1160	67
911 Cabriolet (991) 3.8 Turbo	MDA.BA	01.16 - 05.20	3800	B	397 kW	1160	67
911 Cabriolet (992) 3.0 Carrera (992310)	DRTA	01.19	2981	B	283 kW	1156	33
911 Cabriolet (992) 3.0 Carrera 4 (992610)	DKCA	01.19	2981	B	283 kW	1152	1
911 Cabriolet (992) 3.0 Carrera 4 (992610)	DRTA	01.19	2981	B	283 kW	1156	33
911 Cabriolet (992) 3.0 Carrera 4 GTS (992640)	DKKB	01.21	2981	B	353 kW	1156	33
911 Cabriolet (992) 3.0 Carrera 4 S (992620)	DKKA	01.19	2981	B	331 kW	1156	33
911 Cabriolet (992) 3.0 Carrera 4 S (992620)	DRVA	01.19	2981	B	331 kW	1156	33
911 Cabriolet (992) 3.0 Carrera GTS (992340)	DKKB	01.21	2981	B	353 kW	1156	33
911 Cabriolet (992) 3.0 Carrera S (992320)	DKKA	01.19	2981	B	331 kW	1156	33
911 Cabriolet (992) 3.0 Carrera S (992320)	DRVA	01.19	2981	B	331 kW	1156	33
911 Cabriolet (993) 3.6 Carrera 4	M 64.05	07.94 - 12.97	3600	B	200 kW	1160	62
911 Cabriolet (993) 3.6 Carrera 4	M 64.21	08.95 - 09.97	3600	B	210 kW	1160	63
911 Cabriolet (993) 3.6 Carrera	M 64.05	07.94 - 09.97	3600	B	200 kW	1160	62
911 Cabriolet (993) 3.6 Carrera	M 64.06	07.94 - 09.97	3600	B	200 kW	1160	62
911 Cabriolet (993) 3.6 Carrera	M 64.21	08.95 - 09.97	3600	B	210 kW	1160	63
911 Cabriolet (993) 3.6 Carrera	M 64.22	08.95 - 09.97	3600	B	210 kW	1160	63
911 Cabriolet (996) 3.4 Carrera 4	M 96.02	05.01 - 08.05	3387	B	235 kW	1158	47
911 Cabriolet (996) 3.4 Carrera 4	M 96.02	02.98 - 09.01	3387	B	221 kW	1158	47
911 Cabriolet (996) 3.4 Carrera 4	M 96.04	02.98 - 09.01	3387	B	221 kW	1158	47
911 Cabriolet (996) 3.4 Carrera	M 96.01	02.98 - 09.01	3387	B	221 kW	1158	47
911 Cabriolet (996) 3.4 Carrera	M 96.02	05.01 - 08.05	3387	B	235 kW	1158	47
911 Cabriolet (996) 3.4 Carrera	M 96.04	02.98 - 09.01	3387	B	221 kW	1158	47
911 Cabriolet (996) 3.6 Carrera 4S	M 96.03	06.02 - 08.05	3596	B	254 kW	1158	46
911 Cabriolet (996) 3.6 Carrera 4	M 96.03	10.01 - 08.05	3596	B	235 kW	1158	46
911 Cabriolet (996) 3.6 Carrera S	M 96.03	06.02 - 08.05	3596	B	254 kW	1158	46
911 Cabriolet (996) 3.6 Carrera	M 96.03	10.01 - 08.05	3596	B	235 kW	1158	46
911 Cabriolet (996) 3.6 S	M 96.70	08.04 - 08.05	3600	B	331 kW	1160	65
911 Cabriolet (996) 3.6 Turbo 4S	M 96.70	10.03 - 08.05	3600	B	331 kW	1160	65
911 Cabriolet (996) 3.6 Turbo 4	M 96.70	10.03 - 08.05	3600	B	309 kW	1160	65
911 Cabriolet (997) 3.6 Carrera 4	M 96.05	04.05 - 12.08	3596	B	239 kW	1158	47
911 Cabriolet (997) 3.6 Carrera 4	MA1.02	06.08 - 12.12	3614	B	254 kW	1159	54
911 Cabriolet (997) 3.6 Carrera	M 96.05	04.05 - 12.08	3596	B	239 kW	1158	47
911 Cabriolet (997) 3.6 Carrera	M 96.05	04.05 - 07.05	3596	B	235 kW	1158	47
911 Cabriolet (997) 3.6 Carrera	MA1.02	06.08 - 09.12	3614	B	254 kW	1159	54
911 Cabriolet (997) 3.6 Turbo	M 97.70	09.07 - 12.09	3600	B	353 kW	1160	66
911 Cabriolet (997) 3.8 Carrera 4S / 4 GTS	MA1.01	06.09 - 12.12	3800	B	300 kW	1161	69
911 Cabriolet (997) 3.8 Carrera 4S	M 97.01S	08.05 - 12.08	3824	B	280 kW	1159	57
911 Cabriolet (997) 3.8 Carrera 4S	M 97.01	04.05 - 12.10	3824	B	261 kW	1159	57
911 Cabriolet (997) 3.8 Carrera 4S	M 97.01	04.05 - 12.10	3824	B	264 kW	1159	57
911 Cabriolet (997) 3.8 Carrera 4S	MA1.01	06.08 - 12.12	3800	B	283 kW	1161	69
911 Cabriolet (997) 3.8 Carrera GTS	MA1.01	03.12 - 12.12	3800	B	304 kW	1161	69
911 Cabriolet (997) 3.8 Carrera S / GTS	MA1.01	06.09 - 12.12	3800	B	300 kW	1161	69
911 Cabriolet (997) 3.8 Carrera S	M 97.01S	08.05 - 12.08	3824	B	280 kW	1159	57
911 Cabriolet (997) 3.8 Carrera S	M 97.01	04.05 - 12.08	3824	B	261 kW	1159	57
911 Cabriolet (997) 3.8 Carrera S	MA1.01	06.08 - 12.12	3800	B	283 kW	1161	69
911 Cabriolet (997) 3.8 Carrera	MA1.01	09.11 - 12.12	3800	B	298 kW	1161	69
911 Cabriolet (997) 3.8 Turbo S	MA1.70	02.10 - 12.12	3800	B	390 kW	1160	67










							
911 Cabriolet (997) 3.8 Turbo S	MA1.70	09.10 - 12.11	3800	B	395 kW	1160	67
911 Cabriolet (997) 3.8 Turbo	MA1.70	09.09 - 12.12	3800	B	368 kW	1160	67
911 Cabriolet 3.0 SC	930.10	08.82 - 07.83	2993	B	150 kW	1157	38
911 Cabriolet 3.2 Carrera Speedster	930.20	08.86 - 08.89	3164	B	170 kW	1157	40
911 Cabriolet 3.2 Carrera Speedster	930.25	08.86 - 08.89	3164	B	160 kW	1157	40
911 Cabriolet 3.2 SC Carrera	930.20	08.83 - 08.84	3164	B	170 kW	1157	40
911 Cabriolet 3.3 Turbo Carrera	930.68	09.86 - 08.89	3299	B	210 kW	1158	50
911 Cabriolet 3.3 Turbo	930.66	09.86 - 08.89	3299	B	221 kW	1158	49
911 Speedster (964) 3.6 Carrera	M 64.01	08.92 - 06.94	3600	B	184 kW	1160	61
911 Speedster (964) 3.6 Carrera	M 64.02	08.92 - 06.94	3600	B	184 kW	1160	61
911 Speedster (991) 4.0 (991890, 991891)	MA1.77	06.18 - 12.20	3996	B	375 kW	1160	67
911 Speedster (997) 3.8 (997.720, 997.721)	MA1.01	08.10 - 05.11	3800	B	300 kW	1161	69
911 Targa (964) 3.6 Carrera 4	M 64.01	12.88 - 09.93	3600	B	184 kW	1160	61
911 Targa (964) 3.6 Carrera	M 64.01	12.88 - 09.93	3600	B	184 kW	1160	61
911 Targa (964) 3.6 Carrera	M 64.02	12.88 - 09.93	3600	B	184 kW	1160	61
911 Targa (991) 3.0 Carrera 4 GTS	MDC.JA	03.17 - 12.19	2981	B	331 kW	1156	33
911 Targa (991) 3.0 Carrera 4S	DCHA	11.15 - 12.19	2981	B	309 kW	1156	33
911 Targa (991) 3.0 Carrera 4S	MDC.HA	11.15 - 12.19	2981	B	309 kW	1156	33
911 Targa (991) 3.0 Carrera 4	DCKA	11.15 - 12.19	2981	B	272 kW	1156	33
911 Targa (991) 3.0 Carrera 4	MDC.KA	11.15 - 12.19	2981	B	272 kW	1156	33
911 Targa (991) 3.4 Carrera 4	MA1.04	05.14 - 12.19	3436	B	257 kW	1159	54
911 Targa (991) 3.4 Carrera 4	MAB.04	05.14 - 12.19	3436	B	257 kW	1159	55
911 Targa (991) 3.8 Carrera 4S / 4 GTS	MA1.03	05.14 - 12.19	3800	B	316 kW	1161	69
911 Targa (991) 3.8 Carrera 4S	MA1.03	05.14 - 12.19	3800	B	294 kW	1161	69
911 Targa (991) 3.8 Carrera 4S	MAB.03	05.14 - 12.19	3800	B	294 kW	1160	67
911 Targa (992) 3.0 4 (992510)	DRTA	05.20	2981	B	283 kW	1156	33
911 Targa (992) 3.0 4S (992520)	DKKA	05.20	2981	B	331 kW	1156	33
911 Targa (992) 3.0 4S (992520)	DRVA	05.20	2981	B	331 kW	1156	33
911 Targa (992) 4 GTS (992540)	DKKB	01.21	2981	B	353 kW	1156	33
911 Targa (993) 3.6 Carrera	M 64.21	08.95 - 09.97	3600	B	210 kW	1160	63
911 Targa (993) 3.6 Carrera	M 64.22	08.95 - 09.97	3600	B	210 kW	1160	63
911 Targa (996) 3.6	M 96.03	12.01 - 08.05	3596	B	235 kW	1158	46
911 Targa (997) 3.6 Carrera 4	M 96.05	07.06 - 12.11	3596	B	239 kW	1158	47
911 Targa (997) 3.6 Carrera 4	MA1.02	10.08 - 12.12	3614	B	254 kW	1159	54
911 Targa (997) 3.8 Carrera 4S	M 97.01S	11.06 - 12.08	3824	B	280 kW	1159	57
911 Targa (997) 3.8 Carrera 4S	M 97.01	07.06 - 10.11	3824	B	261 kW	1159	57
911 Targa (997) 3.8 Carrera 4S	MA1.01	10.08 - 12.12	3800	B	283 kW	1161	69
911 Targa (997) 3.8 Carrera 4S	MA1.01	08.09 - 05.12	3800	B	300 kW	1161	69
911 Targa 2.0 L	901.01	01.67 - 11.68	1991	B	96 kW	1152	2
911 Targa 2.0 T	901.03	06.67 - 02.72	1991	B	81 kW	1152	3
911 Targa 2.0 T	901.13	06.67 - 02.72	1991	B	81 kW	1152	3
911 Targa 2.2 E	911.01	09.69 - 02.72	2195	B	114 kW	1153	12
911 Targa 2.2 E	911.04	09.69 - 02.72	2195	B	114 kW	1153	12
911 Targa 2.2 S	911.02	09.69 - 02.72	2195	B	132 kW	1153	12
911 Targa 2.2 T	911.06	01.70 - 12.72	2195	B	92 kW	1153	13
911 Targa 2.7 SC Carrera RS	911.83	08.72 - 01.79	2687	B	154 kW	1156	30
911 Targa 2.7 S	911.93	08.73 - 01.76	2687	B	129 kW	1156	31
911 Targa 2.7	911.41	09.73 - 08.75	2687	B	110 kW	1156	30
911 Targa 3.0 SC Carrera	930.02	09.75 - 06.77	2993	B	147 kW	1157	38
911 Targa 3.0 SC Carrera	930.03	07.77 - 06.80	2993	B	132 kW	1157	39
911 Targa 3.0 SC Carrera	930.09	09.79 - 06.80	2993	B	138 kW	1157	38
911 Targa 3.0 SC Carrera	930.13	07.77 - 06.80	2993	B	132 kW	1157	40
911 Targa 3.0 SC Carrera	930.19	09.79 - 06.80	2993	B	138 kW	1157	41
911 Targa 3.2 Carrera	930.25	08.86 - 08.89	3164	B	160 kW	1157	40
911 Targa 3.3 Turbo	930.66	09.86 - 11.90	3299	B	221 kW	1158	49
911 2.0 T	901.03	08.68 - 02.72	1991	B	81 kW	1152	3
911 2.0 T	901.13	08.68 - 02.72	1991	B	81 kW	1152	3
911 2.0	901.01	01.63 - 07.67	1991	B	96 kW	1152	2
911 2.2 E	911.01	09.69 - 12.71	2195	B	114 kW	1153	12
911 2.2 E	911.04	09.69 - 12.71	2195	B	114 kW	1153	12
911 2.2 S	911.02	09.69 - 12.71	2195	B	132 kW	1153	12
911 2.2 T	911.03	01.70 - 12.72	2195	B	92 kW	1153	13

			<b>ccm</b>		<b>kW</b>		<b>1 POS</b>
911 2.2 T	911.06	01.70 - 12.72	2195	B	92 kW	1153	13
911 2.2 T	911.07	01.70 - 12.72	2195	B	92 kW	1153	13
911 2.2 T	911.08	01.70 - 12.72	2195	B	92 kW	1153	13
911 2.7 S Carrera	911.93	08.73 - 12.77	2687	B	129 kW	1156	31
911 2.7 SC Carrera RS	911.83	08.72 - 01.79	2687	B	154 kW	1156	30
911 2.7	911.41	09.73 - 08.75	2687	B	110 kW	1156	30
911 3.0 SC Carrera	930.02	09.75 - 06.77	2993	B	147 kW	1157	38
911 3.0 SC Carrera	930.03	07.77 - 06.80	2993	B	132 kW	1157	39
911 3.0 SC Carrera	930.09	09.79 - 06.80	2993	B	138 kW	1157	38
911 3.0 SC Carrera	930.13	07.77 - 06.80	2993	B	132 kW	1157	40
911 3.0 SC Carrera	930.19	09.79 - 06.80	2993	B	138 kW	1157	41
911 3.0 SC	930.10	08.80 - 07.83	2993	B	150 kW	1157	38
911 3.0 Turbo	930.52	01.75 - 12.83	2993	B	191 kW	1157	43
911 3.2 SC Carrera	930.20	08.83 - 08.89	3164	B	170 kW	1157	40
911 3.2 SC Carrera	930.26	08.83 - 08.89	3164	B	170 kW	1157	38
911 3.2	930.25	08.86 - 08.89	3164	B	160 kW	1157	40
911 3.3 SC Turbo	930.60	09.77 - 06.87	3299	B	221 kW	1158	48
911 3.3 SC Turbo	930.66	09.77 - 06.87	3299	B	221 kW	1158	49
911 3.3 Turbo	930.60	09.77 - 11.90	3299	B	243 kW	1158	48
911 3.3 Turbo	930.66	06.86 - 08.89	3299	B	221 kW	1158	49
911 3.3 Turbo	930.68	09.85 - 06.87	3299	B	210 kW	1158	50
914 /6 2.0	901.36	11.69 - 12.73	1991	B	81 kW	1152	3
914 /6 2.0	901.37	11.69 - 12.73	1991	B	81 kW	1152	3
914 1.7	W	01.69 - 12.73	1679	B	59 kW	1156	32
914 1.8	AN	08.73 - 02.76	1795	B	63 kW	1156	34
914 2.0	GB	01.72 - 12.75	1971	B	74 kW	1157	37
924 2.0 Carrera GT	M 31.50	06.80 - 10.86	1984	B	154 kW	1155	25
924 2.0 Turbo	M 31.01	11.78 - 06.80	1984	B	125 kW	1155	25
924 2.0 Turbo	M 31.03	06.80 - 10.86	1984	B	130 kW	1155	25
924 2.0	XJ	11.75 - 08.89	1984	B	92 kW	1155	25
924 2.0	XK	11.75 - 08.89	1984	B	92 kW	1155	25
924 2.5 S	M 44.07	09.85 - 12.88	2479	B	110 kW	1160	60
924 2.5 S	M 44.08	09.85 - 12.88	2479	B	110 kW	1160	60
924 2.5 S	M 44.09	08.87 - 07.88	2479	B	118 kW	1160	60
924 2.5 S	M 44.10	08.87 - 07.88	2479	B	118 kW	1160	60
928 4.7 S	M 28.11	09.79 - 07.83	4664	B	221 kW	1158	51
928 4.7 S	M 28.12	09.79 - 07.83	4664	B	221 kW	1158	51
928 4.7 S	M 28.21	08.83 - 07.86	4664	B	228 kW	1158	51
928 4.7 S	M 28.22	08.83 - 07.86	4664	B	228 kW	1158	51
928 5.0 GT	M 28.47	01.89 - 07.91	4957	B	243 kW	1159	58
928 5.0 S, S4	M 28.41	08.86 - 07.91	4957	B	235 kW	1159	58
928 5.0 S, S4	M 28.42	08.86 - 07.91	4957	B	235 kW	1159	58
928 5.0 S4 Cat	M 28.41	08.86 - 07.91	4957	B	235 kW	1159	58
928 5.0 S4 Cat	M 28.42	08.86 - 07.91	4957	B	235 kW	1159	58
928 5.0 S4	M 28.41	08.86 - 07.91	4957	B	221 kW	1159	58
928 5.0 S4	M 28.42	08.86 - 07.91	4957	B	221 kW	1159	58
928 5.0 S	M 28.43	09.84 - 12.85	4957	B	200 kW	1159	59
928 5.0 S	M 28.44	09.84 - 12.85	4957	B	200 kW	1159	58
928 5.0 S	M 28.44	09.85 - 12.86	4957	B	215 kW	1159	58
928 5.0 S	M 28.45	09.85 - 12.86	4957	B	212 kW	1159	59
928 5.0 S	M 28.46	09.85 - 12.86	4957	B	212 kW	1159	59
928 5.4 GTS	M 28.49	08.91 - 11.95	5397	B	257 kW	1159	58
928 5.4 GTS	M 28.50	08.91 - 11.95	5397	B	257 kW	1159	58
944 Cabriolet 3.0 S2	M 44.41	12.88 - 07.91	2990	B	155 kW	1161	71
944 2.5 S	M 44.40	08.86 - 07.88	2479	B	140 kW	1159	59
944 2.5	M 44.01	06.81 - 07.87	2479	B	120 kW	1160	60
944 2.5	M 44.07	01.85 - 07.87	2479	B	110 kW	1160	60
944 2.5	M 44.08	01.85 - 07.87	2479	B	110 kW	1160	60
944 2.5	M 44.09	08.87 - 12.90	2479	B	118 kW	1160	60
944 2.5	M 44.10	08.87 - 12.90	2479	B	118 kW	1160	60
944 3.0 S2	M 44.41	12.88 - 07.91	2990	B	155 kW	1161	71
959 2.8	959.50	01.86 - 04.91	2850	B	330 kW	1158	44











968 Cabriolet 3.0	M 44.43	06.91 - 11.95	2990	B	176 kW	1161	72
968 Cabriolet 3.0	M 44.44	06.91 - 11.95	2990	B	176 kW	1161	72
968 3.0 Turbo S	M44.60	03.93 - 11.95	2990	B	224 kW	1161	73
968 3.0	M 44.43	06.91 - 11.95	2990	B	176 kW	1161	72
968 3.0	M 44.44	06.91 - 11.95	2990	B	176 kW	1161	72
BOXSTER (981) 2.7	MA1.22	04.12	2706	B	195 kW	1156	29
BOXSTER (981) 2.7	MA1.22	04.12	2706	B	155 kW	1156	29
BOXSTER (981) GTS 3.4	MA1.23	01.14	3436	B	243 kW	1159	54
BOXSTER (981) S 3.4	MA1.23	04.12	3436	B	232 kW	1159	54
BOXSTER (986) 2.5	M 96.20	09.96 - 08.99	2480	B	150 kW	1154	19
BOXSTER (986) 2.7	M 96.22	08.99 - 07.02	2687	B	162 kW	1154	20
BOXSTER (986) 2.7	M 96.22	06.99 - 12.02	2687	B	155 kW	1154	20
BOXSTER (986) 2.7	M 96.23	07.02 - 12.04	2687	B	168 kW	1155	21
BOXSTER (986) S 3.2	M 96.21	08.99 - 12.04	3179	B	185 kW	1156	36
BOXSTER (986) S 3.2	M 96.24	07.02 - 12.04	3179	B	191 kW	1156	36
BOXSTER (986) S 3.2	M 96.24	06.02 - 12.04	3179	B	196 kW	1156	36
BOXSTER (987) 2.7	M 96.25	11.04 - 12.06	2687	B	176 kW	1155	22
BOXSTER (987) 2.7	M 96.25	11.04 - 12.05	2687	B	162 kW	1155	22
BOXSTER (987) 2.7	M 97.20	07.06 - 10.11	2687	B	180 kW	1155	23
BOXSTER (987) 2.9	MA1.20	01.08 - 12.13	2893	B	188 kW	1155	28
BOXSTER (987) 2.9	MA1.20	02.09 - 03.12	2893	B	155 kW	1155	28
BOXSTER (987) 3.2	M 96.24	06.04 - 12.06	3179	B	191 kW	1156	36
BOXSTER (987) 3.2	M 96.26	06.04 - 12.06	3179	B	191 kW	1156	35
BOXSTER (987) S 3.2	M 96.26	11.04 - 12.06	3179	B	206 kW	1156	35
BOXSTER (987) S 3.4 (987.760, 987.761)	MA1.21	08.10 - 05.12	3436	B	235 kW	1159	55
BOXSTER (987) S 3.4	M 97.21	06.04 - 12.09	3387	B	217 kW	1158	45
BOXSTER (987) S 3.4	M 97.22	08.08 - 12.09	3387	B	223 kW	1158	45
BOXSTER (987) S 3.4	MA1.21	06.08 - 12.12	3436	B	228 kW	1159	55
BOXSTER Spyder (981) 3.4 GTS	MA1.23	01.15	3436	B	246 kW	1159	54
BOXSTER Spyder (981) 3.8	MDB.XA	01.15	3800	B	276 kW	1160	67
BOXSTER Spyder (987) 3.4 RS 60	M 97.22	09.07 - 12.08	3387	B	223 kW	1158	45
BOXSTER Spyder (987) 3.4	MA1.21	01.09 - 12.11	3436	B	235 kW	1159	55
CARRERA GT (980) 5.7	M 80.01	07.03 - 12.06	5733	B	450 kW	1159	56
CAYENNE (92A) 3.0 Diesel	M 05.9E	06.10	2967	D	176 kW	1153	10
CAYENNE (92A) 3.0 Diesel	MCN.RB	06.10	2967	D	176 kW	1153	11
CAYENNE (92A) 3.0 Diesel	MCN.RB	09.14	2967	D	245 kW	1153	11
CAYENNE (92A) 3.0 Diesel	MCR.CA	06.10	2967	D	180 kW	1153	11
CAYENNE (92A) 3.0 Diesel	MCR.CB	06.10	2967	D	155 kW	1153	10
CAYENNE (92A) 3.0 Diesel	MCR.C	06.10	2967	D	180 kW	1153	10
CAYENNE (92A) 3.0 Diesel	MCV.VA	10.14	2967	D	193 kW	1153	11
CAYENNE (92A) 3.0 Diesel	MCV.VB	08.14	2967	D	184 kW	1153	10
CAYENNE (92A) 3.0 Diesel	MCV.VC	06.10	2967	D	155 kW	1153	10
CAYENNE (92A) 3.0 S E-Hybrid	M 06.EC	05.11 - 12.17	2995	B/E	306 kW	1155	26
CAYENNE (92A) 3.0 S E-Hybrid	MCG.EA	05.11 - 12.17	2995	B/E	306 kW	1155	27
CAYENNE (92A) 3.0 S E-Hybrid	MCG.E	05.11 - 12.17	2995	B/E	306 kW	1155	26
CAYENNE (92A) 3.0 S E-Hybrid	MCG.FA	05.11 - 12.17	2995	B/E	306 kW	1155	27
CAYENNE (92A) 3.0 S	M 06.EC	06.10	2995	B	245 kW	1155	26
CAYENNE (92A) 3.0 S	MCJ.T	06.10	2995	B	245 kW	1154	18
CAYENNE (92A) 3.6 GTS	MCX.ZA	01.14	3604	B	324 kW	1158	47
CAYENNE (92A) 3.6 GTS	MCX.ZA	01.16	3604	B	328 kW	1158	47
CAYENNE (92A) 3.6 S	MCU.RA	10.14	3604	B	309 kW	1158	47
CAYENNE (92A) 3.6 S	MCU.RA	01.15	3604	B	313 kW	1158	47
CAYENNE (92A) 3.6	M 55.02	06.10	3598	B	220 kW	1156	29
CAYENNE (92A) 3.6	MCE.YA	06.10	3598	B	220 kW	1156	29
CAYENNE (92A) 3.6	MCE.YA	01.16	3598	B	224 kW	1156	29
CAYENNE (92A) 4.2 S Diesel	MCU.DB	10.12	4134	D	281 kW	1153	10
CAYENNE (92A) 4.2 S Diesel	MCU.DC	10.14	4134	D	283 kW	1153	10
CAYENNE (92A) 4.8 GTS	M 48.02	06.12	4806	B	309 kW	1158	47
CAYENNE (92A) 4.8 S	M 48.02	06.10	4806	B	294 kW	1158	47
CAYENNE (92A) 4.8 Turbo S	M 48.52	10.12	4806	B	405 kW	1158	47
CAYENNE (92A) 4.8 Turbo S	MCY.XA	01.15	4806	B	419 kW	1158	47
CAYENNE (92A) 4.8 Turbo	M 48.52	06.10	4806	B	368 kW	1158	47

			<b>ccm</b>		<b>kw</b>		<b>1 POS</b>
CAYENNE (92A) 4.8 Turbo	M 48.52	06.10	4806	B	397 kW	1158	47
CAYENNE (92A) 4.8 Turbo	MCF.TB	09.10	4806	B	382 kW	1158	47
CAYENNE (9PA) 3.0 TDI	M 05.9D	02.09 - 09.10	2967	D	176 kW	1153	9
CAYENNE (9PA) 3.2	M02.2Y	09.02 - 09.07	3189	B	184 kW	1154	15
CAYENNE (9PA) 3.2	M02.2Y	08.03 - 09.07	3189	B	177 kW	1154	15
CAYENNE (9PA) 3.6	M 55.01	10.03 - 09.10	3598	B	213 kW	1156	29
CAYENNE (9PA) GTS 4.8	M 48.01	08.07 - 12.10	4806	B	298 kW	1158	47
CAYENNE (9PA) S 4.5	M 48.00	09.02 - 09.07	4511	B	250 kW	1156	35
CAYENNE (9PA) S 4.8	M 48.01	10.03 - 12.10	4806	B	283 kW	1158	47
CAYENNE (9PA) Turbo 4.5	M 48.50	09.02 - 09.07	4511	B	331 kW	1156	35
CAYENNE (9PA) Turbo 4.8	M 48.51	09.07 - 12.09	4806	B	373 kW	1158	47
CAYENNE (9PA) Turbo S 4.5	M 48.50S	01.04 - 09.07	4511	B	368 kW	1156	35
CAYENNE (9PA) Turbo S 4.5	M 48.50T	03.06 - 09.07	4511	B	383 kW	1156	35
CAYENNE (9PA) Turbo S 4.8	M 48.51	10.03 - 09.10	4806	B	368 kW	1158	47
CAYENNE (9PA) Turbo S 4.8	M 48.51	08.08 - 09.10	4806	B	404 kW	1158	47
CAYENNE (9PA) Turbo S 4.8	M 48.51	02.07 - 09.10	4806	B	397 kW	1158	47
CAYENNE (9YA) 2.0 E-Hybrid AWD (9YAAM1)	DFKA	11.18	1984	B/E	284 kW	1153	8
CAYENNE (9YA) 2.9 S AWD (9YABB1)	DCAB	05.17	2894	B	324 kW	1154	18
CAYENNE (9YA) 2.9 S AWD (9YABB1)	MDC.AB	05.17	2894	B	324 kW	1154	18
CAYENNE (9YA) 3.0 AWD (9YAAA1)	DCBE	05.17	2995	B	250 kW	1154	18
CAYENNE (9YA) 3.0 AWD (9YAAA1)	MDC.BE	05.17	2995	B	250 kW	1154	18
CAYENNE (9YA) 3.0 E-Hybrid AWD (9YAAE1)	DCBE	01.19	2995	E	340 kW	1154	18
CAYENNE (9YA) 3.0 E-Hybrid AWD (9YAAE1)	MDC.BE	01.19	2995	E	340 kW	1154	18
CAYENNE (9YA) 4.0 GTS (9YABG1)	DCUD	06.20	3996	B	338 kW	1155	24
CAYENNE (9YA) 4.0 Turbo AWD (9YACF1)	DCUA	05.17	3996	B	404 kW	1155	24
CAYENNE (9YA) 4.0 Turbo AWD (9YACF1)	MDC.UA	05.17	3996	B	404 kW	1155	24
CAYENNE (9YA) 4.0 Turbo S E-Hybrid AWD (9YACH1)	DCUA	06.21	3996	B/E	100 kW	1155	24
CAYENNE Coupe (9YB) 2.0 E-Hybrid AWD	DFKA	08.19	1984	B	284 kW	1153	8
CAYENNE Coupe (9YB) 2.9 S AWD (9YBBB1)	DCAB	01.19	2894	B	324 kW	1154	18
CAYENNE Coupe (9YB) 3.0 AWD (9YBAA1)	DCBE	01.19	2995	B	250 kW	1154	18
CAYENNE Coupe (9YB) 3.0 E-Hybrid AWD	DCBE	01.19	2995	B	339 kW	1154	18
CAYENNE Coupe (9YB) 4.0 GTS AWD (9YBBG1)	DCUD	08.20	3996	B	338 kW	1155	24
CAYENNE Coupe (9YB) 4.0 Turbo AWD (9YBCF1)	DCUA	01.19	3996	B	404 kW	1155	24
CAYENNE Coupe (9YB) 4.0 Turbo GT AWD (9YBCQ1)	DWNA	06.21	3996	B	471 kW	1155	24
CAYENNE Coupe (9YB) 4.0 Turbo S E-Hybrid AWD (9YBCH1)	DCUA	10.19	3996	B/E	500 kW	1155	24
CAYMAN (981) 2.7	MA1.22	03.13	2706	B	202 kW	1156	29
CAYMAN (981) 2.7	MA1.22	03.13	2706	B	155 kW	1156	29
CAYMAN (981) 3.8 GT4	MDB.XA	01.15	3800	B	283 kW	1160	67
CAYMAN (981) GTS 3.4	MA1.23	02.14	3436	B	250 kW	1159	54
CAYMAN (981) S 3.4	MA1.23	03.13	3436	B	239 kW	1159	54
CAYMAN (987) 2.7	M 97.20	07.06 - 04.10	2687	B	180 kW	1155	23
CAYMAN (987) 2.9	MA1.20	01.08 - 12.13	2893	B	195 kW	1155	28
CAYMAN (987) 2.9	MA1.20	02.09 - 06.13	2893	B	155 kW	1155	28
CAYMAN (987) R 3.4	MA1.21	11.10 - 12.13	3436	B	243 kW	1159	55
CAYMAN (987) S 3.4 Sport	M 97.22	08.08 - 12.13	3387	B	223 kW	1158	45
CAYMAN (987) S 3.4	M 97.21	11.05 - 04.10	3387	B	217 kW	1158	45
CAYMAN (987) S 3.4	MA1.21	02.09 - 06.13	3436	B	235 kW	1159	55
MACAN (95B) 2.0 (95BAU1)	DMTD	05.18	1984	B	195 kW	1153	8
MACAN (95B) 2.0	CNCC	05.14 - 09.18	1984	B	174 kW	1153	8
MACAN (95B) 2.0	CYNA	05.14 - 09.18	1984	B	174 kW	1153	8
MACAN (95B) 2.0	CYNB	05.15	1984	B	185 kW	1152	7
MACAN (95B) 2.0	CYPA	05.15	1984	B	185 kW	1152	7
MACAN (95B) 2.0	DKNA	05.18	1984	B	180 kW	1152	7
MACAN (95B) 2.0	DLHB	05.15	1984	B	185 kW	1152	7
MACAN (95B) 2.0	MCN.CC	05.14 - 09.18	1984	B	174 kW	1152	7
MACAN (95B) 2.0	MCY.NA	05.14 - 09.18	1984	B	174 kW	1152	7
MACAN (95B) 2.0	MCY.NB	05.15	1984	B	185 kW	1152	7
MACAN (95B) 2.0	MCY.PA	05.15	1984	B	185 kW	1152	7
MACAN (95B) 2.9 Turbo AWD	DGRC	05.18	2894	B	324 kW	1154	18
MACAN (95B) 2.9 Turbo AWD	DGR	05.18	2894	B	324 kW	1154	18
MACAN (95B) 3.0 GTS	MDC.NA	01.15 - 12.18	2997	B	265 kW	1158	47
MACAN (95B) 3.0 S Diesel	MCD.UD	02.14 - 09.18	2967	D	180 kW	1153	10



MACAN (95B) 3.0 S Diesel	MCT.BA	02.14 - 09.18	2967	D	190 kW	1153	10
MACAN (95B) 3.0 S Diesel	MCT.BB	02.14 - 09.18	2967	D	155 kW	1153	10
MACAN (95B) 3.0 S Diesel	MCT.BC	02.14 - 09.18	2967	D	184 kW	1153	10
MACAN (95B) 3.0 S	DLZB	05.18	2995	B	260 kW	1154	18
MACAN (95B) 3.0 S	MCT.MA	02.14 - 09.18	2997	B	250 kW	1158	47
MACAN (95B) 3.6 Turbo	MCT.LA	02.14 - 09.18	3604	B	294 kW	1158	47
MACAN (95B) 3.6 Turbo	MDH.KA	09.16	3604	B	324 kW	1158	47
MACAN (95B) GTS (95BBL1)	DGRB	12.19	2894	B	280 kW	1154	18
PANAMERA (970) 3.0 4S	MCW.DA	07.13 - 10.16	2997	B	309 kW	1158	47
PANAMERA (970) 3.0 4S	MCW.FA	10.13 - 10.16	2997	B	235 kW	1158	47
PANAMERA (970) 3.0 4S	MCW.F	10.13 - 10.16	2997	B	235 kW	1158	47
PANAMERA (970) 3.0 D	MCR.CB	08.11 - 07.13	2967	D	155 kW	1153	10
PANAMERA (970) 3.0 D	MCR.CC	08.11 - 12.16	2967	D	184 kW	1153	10
PANAMERA (970) 3.0 D	MCW.JA	07.13 - 10.16	2967	D	221 kW	1153	10
PANAMERA (970) 3.0 S E-Hybrid	MCG.EA	03.11 - 07.13	2995	E	279 kW	1155	27
PANAMERA (970) 3.0 S E-Hybrid	MCG.EA	07.13 - 10.16	2995	B	306 kW	1155	27
PANAMERA (970) 3.0 S E-Hybrid	MCG.FA	03.11 - 07.13	2995	E	279 kW	1155	27
PANAMERA (970) 3.0 S E-Hybrid	MCG.FA	07.13 - 10.16	2995	B	306 kW	1155	27
PANAMERA (970) 3.0 S	MCW.DA	07.13 - 10.16	2997	B	309 kW	1158	47
PANAMERA (970) 3.0 S	MCW.FA	10.13 - 10.16	2997	B	235 kW	1158	47
PANAMERA (970) 3.0 S	MCW.F	10.13 - 10.16	2997	B	235 kW	1158	47
PANAMERA (970) 3.6 4	M 46.40	05.10 - 07.13	3605	B	220 kW	1158	47
PANAMERA (970) 3.6 4	MCW.AA	07.13 - 10.16	3605	B	228 kW	1158	47
PANAMERA (970) 3.6 4	MCX.NA	07.13 - 10.16	3605	B	228 kW	1158	47
PANAMERA (970) 3.6	M 46.20	03.09 - 12.16	3605	B	220 kW	1158	47
PANAMERA (970) 3.6	MCW.AA	07.13 - 10.16	3605	B	228 kW	1158	47
PANAMERA (970) 3.6	MCX.NA	07.13 - 10.16	3605	B	228 kW	1158	47
PANAMERA (970) 4.8 4S	M 48.40	09.09 - 07.13	4806	B	294 kW	1158	45
PANAMERA (970) 4.8 4S	M 48.40	09.09 - 07.13	4806	B	302 kW	1158	45
PANAMERA (970) 4.8 GTS	M 48.40	02.11 - 12.15	4806	B	316 kW	1158	45
PANAMERA (970) 4.8 GTS	M 48.40	09.12 - 07.13	4806	B	320 kW	1158	45
PANAMERA (970) 4.8 GTS	M 48.40	01.13 - 10.16	4806	B	328 kW	1158	45
PANAMERA (970) 4.8 GTS	MCX.PA	07.13 - 10.16	4806	B	324 kW	1158	47
PANAMERA (970) 4.8 GTS	MCX.RA	07.13 - 10.16	4806	B	324 kW	1158	47
PANAMERA (970) 4.8 S	M 48.20	03.09 - 12.13	4806	B	294 kW	1158	45
PANAMERA (970) 4.8 Turbo S	M 48.70	02.11 - 12.13	4806	B	404 kW	1158	47
PANAMERA (970) 4.8 Turbo S	M 48.70	01.14 - 10.16	4806	B	425 kW	1158	47
PANAMERA (970) 4.8 Turbo S	MCW.CA	07.13 - 10.16	4806	B	419 kW	1158	47
PANAMERA (970) 4.8 Turbo	M 48.70	08.10 - 07.13	4806	B	397 kW	1158	47
PANAMERA (970) 4.8 Turbo	M 48.70	03.09 - 12.13	4806	B	368 kW	1158	47
PANAMERA (970) 4.8 Turbo	MCW.BA	03.09 - 12.17	4806	B	382 kW	1158	47
PANAMERA (970) 4.8	M 48.20	09.09 - 07.13	4806	B	302 kW	1158	45
PANAMERA (971) 2.9 (97AA1, 97BAY1, 97AGY1, 97AA1, 97BA1, 97BAM1)	CSZB	04.19	2894	B	243 kW	1154	18
PANAMERA (971) 2.9 4 (97ABY1, 97BBY1, 97BB1, 97BBM1)	CSZB	05.16	2894	B	243 kW	1154	18
PANAMERA (971) 2.9 4 (97ABY1, 97BBY1, 97BB1, 97BBM1)	MDG.PA	05.16	2894	B	243 kW	1154	18
PANAMERA (971) 2.9 4 E-Hybrid (97ABE1, 97BBE1)	DGPA	05.16	2894	B	340 kW	1154	18
PANAMERA (971) 2.9 4 E-Hybrid (97ABE1, 97BBE1)	MCX.TA	05.16	2995	B	340 kW	1154	18
PANAMERA (971) 2.9 4 E-Hybrid (97ABE1, 97BBE1)	MDG.PA	05.16	2894	B	340 kW	1154	18
PANAMERA (971) 2.9 4S (97ADB1, 97BDB1, 97ADN1)	MCS.ZA	05.16	2894	B	324 kW	1154	18
PANAMERA (971) 2.9 4S E-Hybrid	DGPC	08.20	2894	B	324 kW	1154	18
PANAMERA (971) 3.0 (97AAA1, 97BAA1)	MCX.TA	05.16	2995	B	243 kW	1154	18
PANAMERA (971) 3.0 4 (97ABA1, 97BBA1)	MCX.TA	05.16	2995	B	243 kW	1154	18
PANAMERA (971) 4.0 GTS (97ADG1)	CVDD	01.18	3996	B	338 kW	1155	24
PANAMERA (971) 4.0 GTS (97ADS1)	CVDE	08.20	3996	B	353 kW	1155	24
PANAMERA (971) 4.0 S 4 Diesel (97ADD1)	MDB.UC	05.16	3956	D	310 kW	1153	10
PANAMERA (971) 4.0 Turbo (97AFF1, 97BFF1)	MCV.DA	05.16	3996	B	404 kW	1155	24
PANAMERA (971) 4.0 Turbo S (97BFR1)	DTCA	08.20	3996	B	463 kW	1155	24
PANAMERA (971) 4.0 Turbo S E-Hybrid (97AFH1, 97BFH1)	MCV.DA	05.17	3996	E	500 kW	1155	24
PANAMERA (971) 4.0 Turbo S E-Hybrid (97AFT1)	CVDA	05.20	3996	B	515 kW	1155	24
PANAMERA Sport Turismo (971) 2.9 4 (97CBY1, 97CB11)	CSZB	05.17	2894	B	243 kW	1154	18
PANAMERA Sport Turismo (971) 2.9 4 (97CBY1, 97CB11)	MDG.PA	05.17	2894	B	243 kW	1154	18
PANAMERA Sport Turismo (971) 2.9 4 E-Hybrid (97CBE1)	MDG.PA	05.17	2894	B/E	340 kW	1154	18







	 ENGINE	 00000	ccm		kW		 1 POS
PANAMERA Sport Turismo (971) 2.9 4S (97CDB1)	MCS.ZA	05.17	2894	B	324 kW	1154	18
PANAMERA Sport Turismo (971) 2.9 4S E-Hybrid (97CDZ1, 97ADZ1)	DGPC	08.20	2894	B/E	324 kW	1154	18
PANAMERA Sport Turismo (971) 3.0 4 (97CBA1)	MCX.TA	05.17	2995	B	243 kW	1154	18
PANAMERA Sport Turismo (971) 4.0 GTS (97CDG1)	CVDD	01.18	3996	B	338 kW	1155	24
PANAMERA Sport Turismo (971) 4.0 GTS (97CDG1)	CVDE	08.20	3996	B	353 kW	1155	24
PANAMERA Sport Turismo (971) 4.0 S 4 Diesel (97CDD1)	MDB.UC	05.17	3956	D	310 kW	1153	10
PANAMERA Sport Turismo (971) 4.0 Turbo (97CFF1)	MCV.DA	05.17	3996	B	404 kW	1155	24
PANAMERA Sport Turismo (971) 4.0 Turbo S E-Hybrid (97CFH1)	MCV.DA	05.17	3996	B	500 kW	1155	24
PANAMERA Sport Turismo (971) 4.0 Turbo S E-Hybrid (97CFT1)	CVDA	05.20	3996	E	420 kW	1155	24



# PORSCHE

ENGINE			ccm	kW			1 POS	ENGINE			ccm	kW			1 POS
616.15	82,500	4	1582	55 kW	B	1152	4	DKDA	102,000	6	3995	309 kW	B	1160	67
616/1	82,500	4	1582	44 kW	B	1152	5	DKDC	102,000	6	3995	294 kW	B	1160	67
616/7	82,500	4	1582	66 kW	B	1152	6	DKDD	102,000	6	3995	294 kW	B	1160	67
901.01	80,000	6	1991	96 kW	B	1152	2	DKKA	91,000	6	2981	331 kW	B	1156	33
901.03	80,000	6	1991	81 kW	B	1152	3	DKKB	91,000	6	2981	353 kW	B	1156	33
901.13	80,000	6	1991	81 kW	B	1152	3	DKNA	82,500	4	1984	180 kW	B	1152	7
901.36	80,000	6	1991	81 kW	B	1152	3	DLHB	82,500	4	1984	185 kW	B	1152	7
901.37	80,000	6	1991	81 kW	B	1152	3	DLZB	84,500	6	2995	260 kW	B	1154	18
911.01	84,000	6	2195	114 kW	B	1153	12	DMTA	82,500	4	1984	195 kW	B	1153	8
911.02	84,000	6	2195	132 kW	B	1153	12	DMTD	82,500	4	1984	195 kW	B	1153	8
911.03	84,000	6	2195	92 kW	B	1153	13	DNYA	91,000	4	1988	220 kW	B	1156	33
911.04	84,000	6	2195	114 kW	B	1153	12	DNZA	102,000	4	2497	257 kW	B	1160	67
911.06	84,000	6	2195	92 kW	B	1153	13	DNZB	102,000	4	2497	269 kW	B	1160	67
911.07	84,000	6	2195	92 kW	B	1153	13	DNZC	102,000	4	2497	269 kW	B	1160	67
911.08	84,000	6	2195	92 kW	B	1153	13	DPGA	91,000	4	1988	184 kW	B	1156	33
911.41	90,000	6	2687	110 kW	B	1156	30	DPGB	91,000	4	1988	220 - 221 kW	B	1156	33
911.83	90,000	6	2687	154 kW	B	1156	30	DPHA	102,000	4	2497	257 kW	B	1160	67
911.93	90,000	6	2687	129 kW	B	1156	31	DPHB	102,000	4	2497	269 kW	B	1160	67
930.02	95,000	6	2993	147 kW	B	1157	38	DRMA	102,000	6	3996	375 kW	B	1160	67
930.03	95,000	6	2993	132 kW	B	1157	39	DRTA	91,000	6	2981	283 kW	B	1156	33
930.09	95,000	6	2993	138 kW	B	1157	38	DRVA	91,000	6	2981	331 kW	B	1156	33
930.10	95,000	6	2993	150 kW	B	1157	38	DTCA	86,000	8	3996	463 kW	B	1155	24
930.13	95,000	6	2993	132 kW	B	1157	40	DUD	102,000	6	3996	368 kW	B	1160	67
930.19	95,000	6	2993	138 kW	B	1157	41	DVYA	102,000	6	3996	386 kW	B	1160	67
930.20	95,000	6	3164	170 kW	B	1157	40	DVZA	102,000	6	3996	386 kW	B	1160	67
930.25	95,000	6	3164	160 kW	B	1157	40	DWAA	102,000	6	3995	309 kW	B	1160	67
930.26	95,000	6	3164	170 kW	B	1157	38	DWAB	102,000	6	3995	309 kW	B	1160	67
930.51	95,000	6	2993	180 kW	B	1157	42	DWAC	102,000	6	3995	294 kW	B	1160	67
930.52	95,000	6	2993	191 kW	B	1157	43	DWAD	102,000	6	3995	294 kW	B	1160	67
930.60	97,000	6	3299	221 - 243 kW	B	1158	48	DWNA	86,000	8	3996	471 kW	B	1155	24
930.66	97,000	6	3299	221 kW	B	1158	49	GB	94,000	4	1971	74 kW	B	1157	37
930.68	97,000	6	3299	210 kW	B	1158	50	M 05.9D	83,000	6	2967	176 kW	D	1153	9
959.50	95,000	6	2850	330 kW	B	1158	44	M 05.9E	83,000	6	2967	176 kW	D	1153	10
AN	93,000	4	1795	63 kW	B	1156	34	M 06.EC	87,500	6	2995	245 kW	B	1155	26
CGEA	84,500	6	2995	245 kW	B	1154	16	M 28.11	97,000	8	4664	221 kW	B	1158	51
CGFA	84,500	6	2995	245 kW	B	1154	17	M 28.12	97,000	8	4664	221 kW	B	1158	51
CNCC	82,500	4	1984	174 kW	B	1153	8	M 28.21	97,000	8	4664	228 kW	B	1158	51
CSZA	84,500	6	2894	243 - 324 kW	B	1154	18	M 28.22	97,000	8	4664	228 kW	B	1158	51
CSZB	84,500	6	2894	243 kW	B	1154	18	M 28.41	100,000	8	4957	221 - 235 kW	B	1159	58
CVDA	86,000	8	3996	404 - 515 kW	B	1155	24	M 28.42	100,000	8	4957	221 - 235 kW	B	1159	58
CVDD	86,000	8	3996	338 kW	B	1155	24	M 28.43	100,000	8	4957	200 - 215 kW	B	1159	59
CVDE	86,000	8	3996	353 kW	B	1155	24	M 28.44	100,000	8	4957	200 - 215 kW	B	1159	58
CYNA	82,500	4	1984	174 kW	B	1153	8	M 28.45	100,000	8	4957	212 kW	B	1159	59
CYNB	82,500	4	1984	185 kW	B	1152	7	M 28.46	100,000	8	4957	212 kW	B	1159	59
CYPA	82,500	4	1984	185 kW	B	1152	7	M 28.47	100,000	8	4957	243 kW	B	1159	58
DCAB	84,500	6	2894	324 kW	B	1154	18	M 28.49	100,000	8	5397	250 - 257 kW	B	1159	58
DCBE	84,500	6	2995	250 kW	B	1154	18	M 28.50	100,000	8	5397	250 - 257 kW	B	1159	58
DCHA	91,000	6	2981	309 kW	B	1156	33	M 30.69S	97,000	6	3299	261 kW	B	1159	53
DCKA	91,000	6	2981	272 kW	B	1156	33	M 30.69	97,000	6	3299	235 kW	B	1159	52
DCUA	86,000	8	3996	404 kW	B	1155	24	M 31.01	86,500	4	1984	125 kW	B	1155	25
DCUD	86,000	8	3996	338 kW	B	1155	24	M 31.02	86,500	4	1984	110 kW	B	1155	25
DDNC	102,000	4	2497	257 kW	B	1160	67	M 31.03	86,500	4	1984	130 kW	B	1155	25
DFKA	82,500	4	1984	185 kW	B	1153	8	M 31.50	86,500	4	1984	154 kW	B	1155	25
DGPA	84,500	6	2894	243 kW	B	1154	18	M 44.01	100,000	4	2479	120 kW	B	1160	60
DGPB	84,500	6	2894	331 kW	B	1154	18	M 44.07	100,000	4	2479	110 kW	B	1160	60
DGPC	84,500	6	2894	324 kW	B	1154	18	M 44.08	100,000	4	2479	110 kW	B	1160	60
DGRB	84,500	6	2894	280 kW	B	1154	18	M 44.09	100,000	4	2479	118 kW	B	1160	60
DGRC	84,500	6	2894	324 kW	B	1154	18	M 44.10	100,000	4	2479	118 kW	B	1160	60
DGR	84,500	6	2894	324 kW	B	1154	18	M 44.40	100,000	4	2479	135 - 140 kW	B	1159	59
DJUA	102,000	4	2497	269 kW	B	1160	67	M 44.41	104,000	4	2990	155 kW	B	1161	71
DJUB	102,000	4	2497	269 kW	B	1160	67	M 44.43	104,000	4	2990	176 kW	B	1161	72
DKCA	91,000	6	2981	283 kW	B	1152	1	M 44.44	104,000	4	2990	176 kW	B	1161	72

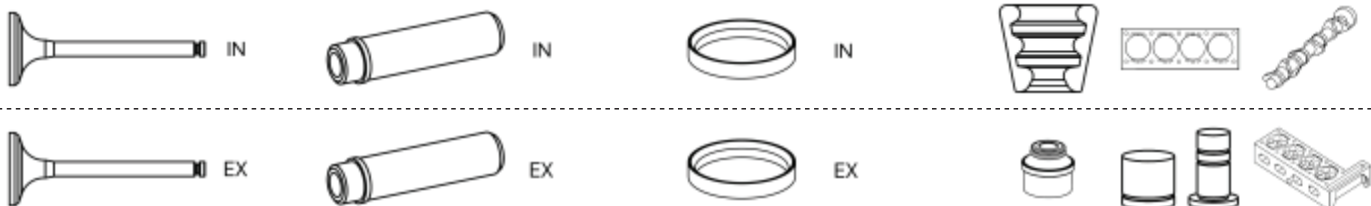


ENGINE		ccm	kW			1 POS	ENGINE		ccm	kW			1 POS		
M 46.20	96,000	6	3605	220 kW	B	1158	47	MA1.21	97,000	6	3436	228 - 246 kW	B	1159	55
M 46.40	96,000	6	3605	220 kW	B	1158	47	MA1.22	89,000	6	2706	155 - 205 kW	B	1156	29
M 48.00	93,000	8	4511	250 kW	B	1156	35	MA1.23	97,000	6	3436	232 - 246 kW	B	1159	54
M 48.01	96,000	8	4806	283 - 298 kW	B	1158	47	MA1.70	102,000	6	3800	368 - 395 kW	B	1160	67
M 48.02	96,000	8	4806	294 - 309 kW	B	1158	47	MA1.71	102,000	6	3800	383 - 418 kW	B	1160	67
M 48.10	84,000	6	3189	184 kW	B	1153	14	MA1.75	102,000	6	3799	350 - 354 kW	B	1160	67
M 48.20	96,000	8	4806	294 - 302 kW	B	1158	45	MA1.76	102,000	6	3996	368 - 373 kW	B	1160	67
M 48.40	96,000	8	4806	294 - 328 kW	B	1158	45	MA1.77	102,000	6	3996	368 - 383 kW	B	1160	67
M 48.50S	93,000	8	4511	368 kW	B	1156	35	MAB.03	102,000	6	3800	294 kW	B	1160	67
M 48.50T	93,000	8	4511	383 kW	B	1156	35	MAB.04	97,000	6	3436	257 kW	B	1159	55
M 48.50	93,000	8	4511	331 kW	B	1156	35	MCD.UD	83,000	6	2967	180 kW	D	1153	10
M 48.51	96,000	8	4806	368 - 404 kW	B	1158	47	MCE.YA	89,000	6	3598	220 - 224 kW	B	1156	29
M 48.52	96,000	8	4806	368 - 410 kW	B	1158	47	MCF.TB	96,000	8	4806	382 kW	B	1158	47
M 48.70	96,000	8	4806	368 - 425 kW	B	1158	47	MCG.EA	87,500	6	2995	245 kW	B	1155	27
M 55.01	89,000	6	3598	213 kW	B	1156	29	MCG.E	87,500	6	2995	245 kW	B	1155	26
M 55.02	89,000	6	3598	220 kW	B	1156	29	MCG.FA	87,500	6	2995	245 - 248 kW	B	1155	27
M 64.01	100,000	6	3600	184 kW	B	1160	61	MCJ.T	84,500	6	2995	245 kW	B	1154	18
M 64.02	100,000	6	3600	184 kW	B	1160	61	MCN.CC	82,500	4	1984	174 kW	B	1152	7
M 64.03	100,000	6	3600	191 kW	B	1160	61	MCN.RB	83,000	6	2967	176 - 245 kW	D	1153	11
M 64.05	100,000	6	3600	200 kW	B	1160	62	MCR.CA	83,000	6	2967	180 kW	D	1153	11
M 64.06	100,000	6	3600	200 kW	B	1160	62	MCR.CB	83,000	6	2967	155 kW	D	1153	10
M 64.20	102,000	6	3746	221 kW	B	1161	68	MCR.CC	83,000	6	2967	184 kW	D	1153	10
M 64.21	100,000	6	3600	210 kW	B	1160	63	MCR.C	83,000	6	2967	180 kW	D	1153	10
M 64.22	100,000	6	3600	210 kW	B	1160	63	MCS.ZA	84,500	6	2894	324 kW	B	1154	18
M 64.50	100,000	6	3600	265 kW	B	1160	61	MCT.BA	83,000	6	2967	190 kW	D	1153	10
M 64.60RS	100,000	6	3600	331 kW	B	1160	64	MCT.BB	83,000	6	2967	155 kW	D	1153	10
M 64.60R	100,000	6	3600	316 kW	B	1160	64	MCT.BC	83,000	6	2967	184 kW	D	1153	10
M 64.60	100,000	6	3600	298 - 300 kW	B	1160	64	MCT.LA	96,000	6	3604	294 kW	B	1158	47
M 80.01	98,000	10	5733	450 kW	B	1159	56	MCT.MA	96,000	6	2997	250 kW	B	1158	47
M 96.01	96,000	6	3387	221 kW	B	1158	47	MCU.DB	83,000	8	4134	281 kW	D	1153	10
M 96.02	96,000	6	3387	221 - 235 kW	B	1158	47	MCU.DC	83,000	8	4134	283 kW	D	1153	10
M 96.03	96,000	6	3596	235 - 254 kW	B	1158	46	MCU.RA	96,000	6	3604	309 - 313 kW	B	1158	47
M 96.04	96,000	6	3387	221 kW	B	1158	47	MCV.DA	86,000	8	3996	404 kW	B	1155	24
M 96.05	96,000	6	3596	235 - 242 kW	B	1158	47	MCV.VA	83,000	6	2967	193 kW	D	1153	11
M 96.20	85,500	6	2480	150 kW	B	1154	19	MCV.VB	83,000	6	2967	184 kW	D	1153	10
M 96.21	93,000	6	3179	185 kW	B	1156	36	MCV.VC	83,000	6	2967	155 kW	D	1153	10
M 96.22	85,500	6	2687	155 - 162 kW	B	1154	20	MCW.AA	96,000	6	3605	228 kW	B	1158	47
M 96.23	85,500	6	2687	168 kW	B	1155	21	MCW.BA	96,000	8	4806	382 kW	B	1158	47
M 96.24	93,000	6	3179	191 - 196 kW	B	1156	36	MCW.CA	96,000	8	4806	419 kW	B	1158	47
M 96.25	85,500	6	2687	155 - 176 kW	B	1155	22	MCW.DA	96,000	6	2997	309 kW	B	1158	47
M 96.26	93,000	6	3179	191 - 206 kW	B	1156	35	MCW.FA	96,000	6	2997	235 kW	B	1158	47
M 96.70	100,000	6	3600	309 - 355 kW	B	1160	65	MCW.F	96,000	6	2997	235 kW	B	1158	47
M 96.76	100,000	6	3598	265 kW	B	1160	66	MCW.JA	83,000	6	2967	221 kW	D	1153	10
M 96.79	100,000	6	3600	280 - 283 kW	B	1160	66	MCX.NA	96,000	6	3605	228 kW	B	1158	47
M 97.01S	99,000	6	3824	280 kW	B	1159	57	MCX.PA	96,000	8	4806	324 kW	B	1158	47
M 97.01	99,000	6	3824	261 - 264 kW	B	1159	57	MCX.RA	96,000	8	4806	324 kW	B	1158	47
M 97.20	85,500	6	2687	179 - 180 kW	B	1155	23	MCX.TA	84,500	6	2995	243 kW	B	1154	18
M 97.21	96,000	6	3387	217 kW	B	1158	45	MCX.ZA	96,000	6	3604	324 - 328 kW	B	1158	47
M 97.22	96,000	6	3387	223 kW	B	1158	45	MCY.NA	82,500	4	1984	174 kW	B	1152	7
M 97.70S	100,000	6	3600	390 kW	B	1160	66	MCY.NB	82,500	4	1984	185 kW	B	1152	7
M 97.70	100,000	6	3600	353 - 462 kW	B	1160	66	MCY.PA	82,500	4	1984	185 kW	B	1152	7
M 97.74	102,700	6	3996	368 kW	B	1161	70	MCY.XA	96,000	8	4806	419 kW	B	1158	47
M 97.76	100,000	6	3600	305 kW	B	1160	66	MDA.BA	102,000	6	3800	397 kW	B	1160	67
M 97.77R	102,700	6	3797	331 kW	B	1161	70	MDB.CA	102,000	6	3800	427 - 446 kW	B	1160	67
M 97.77	102,700	6	3797	320 kW	B	1161	70	MDB.UC	83,000	8	3956	310 kW	D	1153	10
M02.2Y	84,000	6	3189	177 - 184 kW	B	1154	15	MDB.XA	102,000	6	3800	276 - 283 kW	B	1160	67
M44.60	104,000	4	2990	224 kW	B	1161	73	MDC.AB	84,500	6	2894	324 kW	B	1154	18
MA1.01	102,000	6	3800	283 - 304 kW	B	1161	69	MDC.BE	84,500	6	2995	250 kW	B	1154	18
MA1.02	97,000	6	3614	254 kW	B	1159	54	MDC.HA	91,000	6	2981	309 - 313 kW	B	1156	33
MA1.03	102,000	6	3800	294 - 321 kW	B	1161	69	MDC.JA	91,000	6	2981	331 kW	B	1156	33
MA1.04	97,000	6	3436	257 - 261 kW	B	1159	54	MDC.KA	91,000	6	2981	272 kW	B	1156	33
MA1.20	89,000	6	2893	155 - 195 kW	B	1155	28	MDC.NA	96,000	6	2997	265 kW	B	1158	47



# PORSCHE

ENGINE			ccm	kW			1 POS	ENGINE			ccm	kW			1 POS
MDC.UA	86,000	8	3996	405 kW	B	1155	24	MDH.KA	96,000	6	3604	324 kW	B	1158	47
MDD.NC	102,000	4	2497	257 kW	B	1160	67	MDH.NA	102,000	6	3800	515 kW	B	1160	67
MDD.PA	91,000	4	1988	184 kW	B	1156	33	MDJ.UA	102,000	4	2497	269 kW	B	1160	67
MDD.PB	91,000	4	1988	220 kW	B	1156	33	MDJ.UB	102,000	4	2497	269 kW	B	1160	67
MDG.GA	102,000	6	3996	368 kW	B	1160	67	W	90,000	4	1679	59 kW	B	1156	32
MDG.GB	102,000	6	3996	383 kW	B	1160	67	XJ	86,500	4	1984	92 kW	B	1155	25
MDG.PA	84,500	6	2894	243 kW	B	1154	18	XK	86,500	4	1984	92 kW	B	1155	25



**91,000 mm**

**1**

DKCA ,

**915097-8**

Ø 6,00

**80,000 mm**

**2**

901.01 ,

**884412-4**

13,05 x 9,00 x 51,00 | IN | EX

**80,000 mm**

**3**

901.03 , 901.13 , 901.36 , 901.37 ,

**854401-6**

42,10 x 9,00 x 114,00 x 45°

**884412-4**

13,05 x 9,00 x 51,00 | IN | EX

**864402-6**

38,10 x 9,00 x 113,50 x 45°

**82,500 mm**

**4**

616.15 ,

**854407-4**

38,10 x 10,00 x 118,00 x 45°

**854443-4**

38,00 x 10,00 x 119,50 x 45°

**864408-4**

34,00 x 10,00 x 128,50 x 45°

**864442-4**

31,00 x 10,00 x 130,65 x 45°

**911001-8**

Ø 10,00

**82,500 mm**

**5**

616/1 ,

**854443-4**

38,00 x 10,00 x 119,50 x 45°

**864442-4**

31,00 x 10,00 x 130,65 x 45°

**82,500 mm**

**6**

616/7 ,

**854453-4**

40,00 x 10,00 x 118,60 x 45°

**82,500 mm**

**7**

CYNB , CYPA , DKNA , DLHB , MCN.CC , MCY.NA , MCY.NB , MCY.PA ,

**M-6**

**915097-8**

Ø 6,00





**82,500 mm**

**8**

CNCC , CYNA , DFKA , DMTA , DMTD ,

915097-8

Ø 6,00

**83,000 mm**

**9**

M 05.9D ,

915097-8

970227-8

Ø 6,00

Hydro

**83,000 mm**

**10**

M 05.9E , MCD.UD , MCR.CB , MCR.CC , MCR.C , MCT.BA , MCT.BB , MCT.BC , MCU.DB , MCU.DC , MCV.VB , MCV.VC , MCW.JA , MDB.UC ,

915097-8

Ø 6,00

**83,000 mm**

**11**

MCN.RB , MCR.CA , MCV.VA ,

850225-6

28,60 x 6,00 x 99,35 x 45°

M-6

860280-4

24,45 x 6,00 x 99,10 x 45°

915097-8

Ø 6,00

**84,000 mm**

**12**

911.01 , 911.02 , 911.04 ,

854409-6

46,10 x 9,00 x 114,70 x 45°

884412-4

13,05 x 9,00 x 51,00 | IN | EX

864410-6

40,10 x 9,00 x 113,50 x 45°

**84,000 mm**

**13**

911.03 , 911.06 , 911.07 , 911.08 ,

854409-6

46,10 x 9,00 x 114,70 x 45°

864410-6

40,10 x 9,00 x 113,50 x 45°

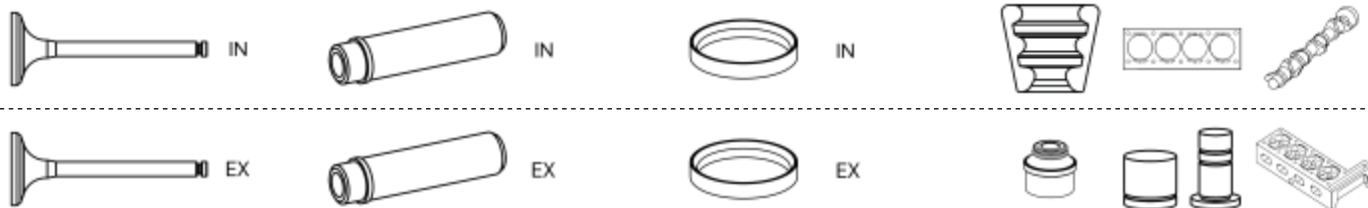
**84,000 mm**

**14**

M 48.10 ,

915097-8

Ø 6,00



<b>84,000 mm</b>	<b>15</b>
------------------	-----------

<b>M02.2Y ,</b>	
<b>850249-6</b>	<b>M-6</b>
33,20 x 6,00 x 102,40 x 45°	
<b>850251-6</b>	
33,30 x 6,00 x 136,40 x 45°	
<b>860250-6</b>	<b>915097-8</b>
30,30 x 6,00 x 102,40 x 45°	
<b>860252-6</b>	Ø 6,00
30,40 x 6,00 x 136,20 x 45°	

<b>84,500 mm</b>	<b>16</b>
------------------	-----------

<b>CGEA ,</b>	
<b>850245-4</b>	<b>M-6</b>
33,90 x 6,00 x 104,00 x 45°	
<b>850247-4</b>	
33,90 x 6,00 x 104,00 x 45°	
	<b>915097-8</b>
	Ø 6,00

<b>84,500 mm</b>	<b>17</b>
------------------	-----------

<b>CGFA ,</b>	
<b>850245-4</b>	<b>M-6</b>
33,90 x 6,00 x 104,00 x 45°	
	<b>915097-8</b>
	Ø 6,00

<b>84,500 mm</b>	<b>18</b>
------------------	-----------

<b>CSZA , CSZB , DCAB , DCBE , DGPA , DGPB , DGPC , DGRB , DGRC , DGR , DLZB , MCJ.T , MCS.ZA , MCX.TA , MDC.AB , MDC.BE , MDG.PA ,</b>	
	<b>915097-8</b>
	Ø 6,00

<b>85,500 mm</b>	<b>19</b>
------------------	-----------

<b>M 96.20 ,</b>	
<b>854437-6</b>	
33,30 x 6,00 x 106,50 x 45°	
<b>864438-6</b>	<b>915097-8</b>
28,10 x 6,00 x 107,10 x 45°	
	Ø 6,00 <b>971002-8</b>
	Hydro

<b>85,500 mm</b>	<b>20</b>
------------------	-----------

<b>M 96.22 ,</b>	
	<b>915097-8</b>
	Ø 6,00



**85,500 mm**

**21**

M 96.23 ,

915097-8

971002-8

Ø 6,00

Hydro

**85,500 mm**

**22**

M 96.25 ,

854415-6

37,10 x 6,00 x 106,10 x 45°

915097-8

Ø 6,00

**85,500 mm**

**23**

M 97.20 ,

M-6

915097-8

Ø 6,00

**86,000 mm**

**24**

CVDA , CVDD , CVDE , DCUA , DCUD , DTCA , DWNA , MCV.DA , MDC.UA ,

915097-8

Ø 6,00

**86,500 mm**

**25**

M 31.01 , M 31.02 , M 31.03 , M 31.50 , XJ , XK ,

911002-8

Ø 9,00

**87,500 mm**

**26**

M 06.EC , MCG.E ,

915097-8

Ø 6,00

**87,500 mm**

**27**

MCG.EA , MCG.FA ,

850245-4

33,90 x 6,00 x 104,00 x 45°

M-6

915097-8

Ø 6,00

**89,000 mm**

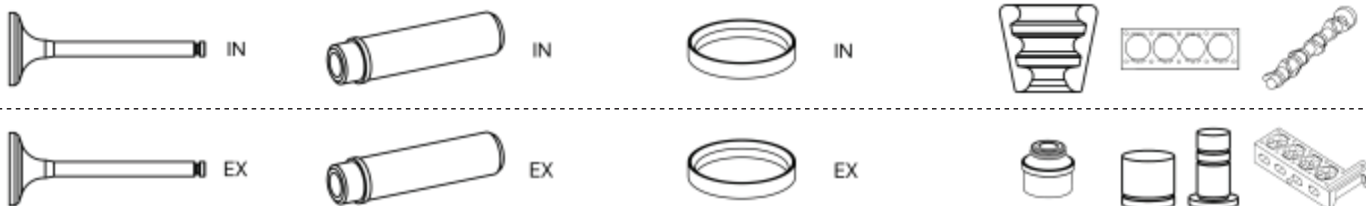
**28**

MA1.20 ,

M-6

915097-8

Ø 6,00



**89,000 mm**

**29**

M 55.01 , M 55.02 , MA1.22 , MCE.YA ,

915097-8

Ø 6,00

**90,000 mm**

**30**

911.41 , 911.83 ,

854409-6

46,10 x 9,00 x 114,70 x 45°

864410-6

40,10 x 9,00 x 113,50 x 45°

**90,000 mm**

**31**

911.93 ,

884412-4

13,05 x 9,00 x 51,00 | IN | EX

**90,000 mm**

**32**

W ,

M-8

**91,000 mm**

**33**

DCHA , DCKA , DKKA , DKKB , DNYA , DPGA , DPGB , DRTA , DRVA , MDC.HA , MDC.JA , MDC.KA , MDD.PA , MDD.PB ,

915097-8

Ø 6,00

**93,000 mm**

**34**

AN ,

M-8

**93,000 mm**

**35**

M 48.00 , M 48.50S , M 48.50T , M 48.50 , M 96.26 ,

915097-8

Ø 6,00

**93,000 mm**

**36**

M 96.21 , M 96.24 ,

864439-6

32,50 x 6,00 x 106,40 x 45°

915097-8

Ø 6,00



**94,000 mm**

**37**

GB,

M-8

**95,000 mm**

**38**

930.02 , 930.09 , 930.10 , 930.26 ,

854403-6

49,00 x 9,00 x 110,00 x 45°

864404-6

41,50 x 9,00 x 108,00 x 45°

**95,000 mm**

**39**

930.03 ,

854403-6

884412-4

49,00 x 9,00 x 110,00 x 45°

13,05 x 9,00 x 51,00 | IN | EX

854413-6

49,00 x 9,00 x 110,10 x 45°

864404-6

41,50 x 9,00 x 108,00 x 45°

**95,000 mm**

**40**

930.13 , 930.20 , 930.25 ,

854403-6

884412-4

49,00 x 9,00 x 110,00 x 45°

13,05 x 9,00 x 51,00 | IN | EX

864404-6

41,50 x 9,00 x 108,00 x 45°

**95,000 mm**

**41**

930.19 ,

854403-6

49,00 x 9,00 x 110,00 x 45°

**95,000 mm**

**42**

930.51 ,

854413-6

49,00 x 9,00 x 110,10 x 45°

**95,000 mm**

**43**

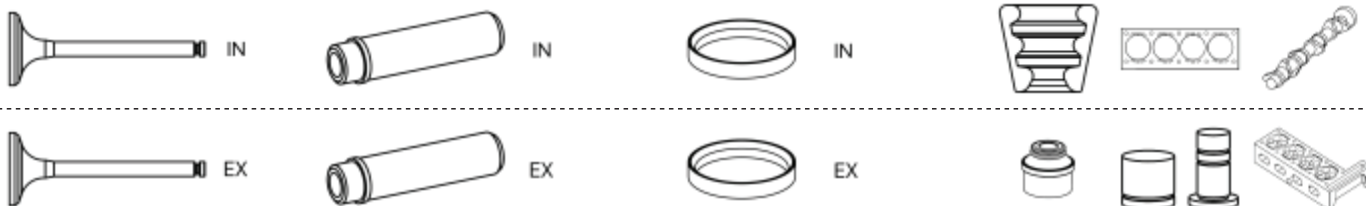
930.52 ,

854413-6

884412-4

49,00 x 9,00 x 110,10 x 45°

13,05 x 9,00 x 51,00 | IN | EX



## 95,000 mm

44

959.50 ,

915001-8

Ø 7,00

## 96,000 mm

45

M 48.20 , M 48.40 , M 97.21 , M 97.22 ,

M-6

915097-8

Ø 6,00

## 96,000 mm

46

M 96.03 ,

M-6

864446-6

34,40 x 6,00 x 107,70 x 45°

915097-8

Ø 6,00

## 96,000 mm

47

M 46.20 , M 46.40 , M 48.01 , M 48.02 , M 48.51 , M 48.52 , M 48.70 , M 96.01 , M 96.02 , M 96.04 , M 96.05 , MCF.TB , MCT.LA , MCT.MA , MCU.RA , MCW.AA , MCW.BA , MCW.CA , MCW.DA , MCW.FA , MCW.F , MCX.NA , MCX.PA , MCX.RA , MCX.ZA , MCY.XA , MDC.NA , MDH.KA ,

915097-8

Ø 6,00

## 97,000 mm

48

930.60 ,

854413-6

49,00 x 9,00 x 110,10 x 45°

884412-4

13,05 x 9,00 x 51,00 | IN | EX

864404-6

41,50 x 9,00 x 108,00 x 45°

## 97,000 mm

49

930.66 ,

854413-6

49,00 x 9,00 x 110,10 x 45°

884412-4

13,05 x 9,00 x 51,00 | IN | EX

## 97,000 mm

50

930.68 ,

854413-6

49,00 x 9,00 x 110,10 x 45°

## 97,000 mm

51

M 28.11 , M 28.12 , M 28.21 , M 28.22 ,

854405-4

45,05 x 9,00 x 111,50 x 45°

864406-4

40,10 x 9,00 x 112,35 x 45°



**97,000 mm**

**52**

M 30.69 ,

**854413-6**

**884406-6**

49,00 x 9,00 x 110,10 x 45°

13,055 x 9,00 x 51,00 | IN | EX

**884412-4**

13,05 x 9,00 x 51,00 | IN | EX

**97,000 mm**

**53**

M 30.69S ,

**854413-6**

**884406-6**

49,00 x 9,00 x 110,10 x 45°

13,055 x 9,00 x 51,00 | IN | EX

**97,000 mm**

**54**

MA1.02 , MA1.04 , MA1.23 ,

**M-6**

**915097-8**

Ø 6,00

**97,000 mm**

**55**

MA1.21 , MAB.04 ,

**915097-8**

Ø 6,00

**98,000 mm**

**56**

M 80.01 ,

**915097-8**

Ø 6,00

**99,000 mm**

**57**

M 97.01S , M 97.01 ,

**915097-8**

Ø 6,00

**100,000 mm**

**58**

M 28.41 , M 28.42 , M 28.44 , M 28.47 , M 28.49 , M 28.50 ,

**854425-4**

**M-7**

37,00 x 7,00 x 114,70 x 45°

**915001-8**

Ø 7,00

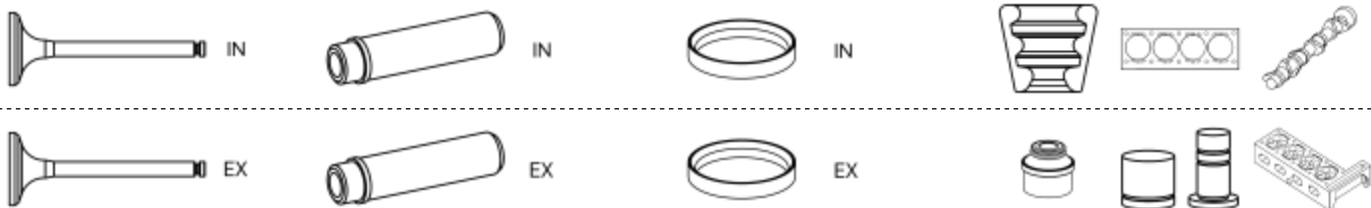
**100,000 mm**

**59**

M 28.43 , M 28.45 , M 28.46 , M 44.40 ,

**915001-8**

Ø 7,00



**100,000 mm**

**60**

M 44.01 , M 44.07 , M 44.08 , M 44.09 , M 44.10 ,

**854405-4**

45,05 x 9,00 x 111,50 x 45°

**864406-4**

40,10 x 9,00 x 112,35 x 45°

**100,000 mm**

**61**

M 64.01 , M 64.02 , M 64.03 , M 64.50 ,

**884406-6**

13,055 x 9,00 x 51,00 | IN | EX

**100,000 mm**

**62**

M 64.05 , M 64.06 ,

**854429-6**

49,10 x 8,00 x 110,00 x 45°

**864430-6**

42,50 x 8,00 x 109,00 x 45°

**100,000 mm**

**63**

M 64.21 , M 64.22 ,

**854427-6**

50,10 x 8,00 x 110,50 x 45°

**864428-6**

43,60 x 8,00 x 109,00 x 45°

**100,000 mm**

**64**

M 64.60RS , M 64.60R , M 64.60 ,

**864452-6**

42,50 x 8,00 x 108,90 x 25°

**100,000 mm**

**65**

M 96.70 ,

**854455-6**

37,00 x 6,00 x 104,10 x 45°

**864456-6**

32,00 x 6,00 x 109,10 x 45°

**915097-8**

Ø 6,00

**100,000 mm**

**66**

M 96.76 , M 96.79 , M 97.70S , M 97.70 , M 97.76 ,

**915097-8**

Ø 6,00

**102,000 mm**

**67**

DDNC , DJUA , DJUB , DKDA , DKDC , DKDD , DNZA , DNZB , DNZC , DPHA , DPHB , DRMA , DUD , DVYA , DVZA , DWAA , DWAB , DWAC , DWAD , MA1.70 , MA1.71 , MA1.75 , MA1.76 , MA1.77 , MAB.03 , MDA.BA , MDB.CA , MDB.XA , MDD.NC , MDG.GA , MDG.GB , MDH.NA , MDJ.UA , MDJ.UB ,

**915097-8**

Ø 6,00





## 102,000 mm

68

M 64.20 ,

854449-6

51,50 x 8,00 x 111,10 x 45°

864438-6

28,10 x 6,00 x 107,10 x 45°

864450-6

43,50 x 8,00 x 109,00 x 45°

## 102,000 mm

69

MA1.01 , MA1.03 ,

M-6

915097-8

Ø 6,00

## 102,700 mm

70

M 97.74 , M 97.77R , M 97.77 ,

915097-8

Ø 6,00

## 104,000 mm

71

M 44.41 ,

854425-4

37,00 x 7,00 x 114,70 x 45°

M-7

915001-8

Ø 7,00

## 104,000 mm

72

M 44.43 , M 44.44 ,

854433-4

39,00 x 7,00 x 114,70 x 45°

864434-4

33,10 x 7,00 x 113,60 x 45°

915001-8

Ø 7,00






## 104,000 mm

73

M44.60 ,






915001-8

Ø 7,00

			<b>ccm</b>		<b>kW</b>		<b>1 POS</b>
10 (119_) 1.1	688.01	05.66 - 10.72	1108	B	33 kW	1223	12
10 (119_) 1.3	810.03	07.69 - 10.72	1289	B	35 kW	1224	16
11 (B/C37_) 1.1 (B/C371)	C1E 715	03.83 - 06.86	1108	B	35 kW	1223	12
11 (B/C37_) 1.1 (B/C371)	C1E 720	03.83 - 06.86	1108	B	35 kW	1223	12
11 (B/C37_) 1.2 (B37S, C375)	C1G 700	10.84 - 12.88	1237	B	40 kW	1223	13
11 (B/C37_) 1.2 (B37S, C375)	C1G 710	10.84 - 12.88	1237	B	40 kW	1223	13
11 (B/C37_) 1.4 (B/C372, B/C37C)	C1J 715	03.83 - 12.88	1397	B	44 kW	1225	26
11 (B/C37_) 1.4 (B/C372, B/C37C)	C2J 730	03.83 - 12.88	1397	B	44 kW	1225	26
11 (B/C37_) 1.4 (B/C373)	C2J 717	05.83 - 03.94	1397	B	53 kW	1225	26
11 (B/C37_) 1.4 (B/C373)	C2J 718	03.83 - 12.85	1397	B	50 kW	1225	26
11 (B/C37_) 1.4 (B/C373)	C2J 755	05.83 - 03.94	1397	B	53 kW	1225	26
11 (B/C37_) 1.4 (B/C373)	C2J 757	03.83 - 12.85	1397	B	50 kW	1225	26
11 (B/C37_) 1.4 (B/C373, B/C37R)	C2J 720	03.83 - 12.88	1397	B	49 kW	1225	26
11 (B/C37_) 1.4 (B/C373, B/C37R)	C2J 766	03.83 - 12.88	1397	B	49 kW	1225	26
11 (B/C37_) 1.4 (B/C373, B/C37R)	C2J 767	03.83 - 12.88	1397	B	49 kW	1225	26
11 (B/C37_) 1.4 (B/C373, B/C37R)	C2J 768	03.83 - 12.88	1397	B	49 kW	1225	26
11 (B/C37_) 1.4 Turbo (B/C375)	C1J 760	04.84 - 12.86	1397	B	77 kW	1225	26
11 (B/C37_) 1.4 Turbo (B/C375)	C1J 764	04.84 - 12.86	1397	B	77 kW	1225	26
11 (B/C37_) 1.4 Turbo (B/C375)	C1J 770	10.86 - 12.88	1397	B	85 kW	1225	26
11 (B/C37_) 1.4 Turbo (B/C375)	C1J 782	10.86 - 12.88	1397	B	85 kW	1225	26
11 (B/C37_) 1.4 Turbo	C1J 760	05.86 - 01.89	1397	B	69 kW	1225	26
11 (B/C37_) 1.4 Turbo	C1J 764	02.84 - 06.86	1397	B	87 kW	1225	26
11 (B/C37_) 1.4	C2J 720	07.86 - 10.87	1397	B	43 kW	1225	26
11 (B/C37_) 1.6 D (B/C374)	F8M 700	08.83 - 12.88	1596	D	40 kW	1226	32
11 (B/C37_) 1.6 D (B/C374)	F8M 720	08.83 - 12.88	1595	D	40 kW	1226	32
11 (B/C37_) 1.6 D (B/C374)	F8M 730	08.83 - 12.88	1595	D	40 kW	1226	32
11 (B/C37_) 1.7 (B/C376)	F2N 700	10.83 - 12.87	1721	B	59 kW	1233	73
11 (B/C37_) 1.7 (B/C376)	F2N 704	10.83 - 12.87	1721	B	59 kW	1233	73
11 (B/C37_) 1.7 (B/C37D)	F2N 732	06.87 - 12.88	1721	B	64 kW	1233	72
11 (B/C37_) 1.7 (B/C37D)	F2N 742	06.87 - 12.88	1721	B	64 kW	1233	73
11 (B/C37_) 1.7 (B/C37E)	F3N 708	06.87 - 12.88	1721	B	69 kW	1233	73
11 (B/C37_) 1.7 (B/C37F)	F3N 718	10.84 - 12.88	1721	B	55 kW	1233	72
11 (B/C37_) 1.7 (B/C37L)	F2N 730	10.86 - 12.88	1721	B	54 kW	1233	73
11 (B/C37_) 1.7 (B37N, C73N)	F2N 708	10.86 - 12.88	1721	B	65 kW	1233	73
11 (B/C37_) 1.7 (B37N, C73N)	F2N 710	10.86 - 12.88	1721	B	65 kW	1233	72
11 (B/C37_) 1.7 (B37N, C73N)	F2N 798	10.86 - 12.88	1721	B	65 kW	1233	73
11 Kasten/Schrägheck (S37_) 1.1 (S371)	C1E 715	03.83 - 06.86	1108	B	35 kW	1223	12
11 Kasten/Schrägheck (S37_) 1.1 (S371)	C1E 720	03.83 - 06.86	1108	B	35 kW	1223	12
11 Kasten/Schrägheck (S37_) 1.2 (S37S)	C1G 700	10.84 - 12.88	1237	B	40 kW	1223	13
11 Kasten/Schrägheck (S37_) 1.2 (S37S)	C1G 710	10.84 - 12.88	1237	B	40 kW	1223	13
11 Kasten/Schrägheck (S37_) 1.4 (S372)	C1J 715	03.83 - 09.86	1397	B	44 kW	1225	26
11 Kasten/Schrägheck (S37_) 1.4 (S372)	C2J 730	03.83 - 09.86	1397	B	44 kW	1225	26
11 Kasten/Schrägheck (S37_) 1.4 (S373)	C2J 768	03.83 - 12.86	1397	B	50 kW	1225	26
11 Kasten/Schrägheck (S37_) 1.6 D (S374)	F8M 700	08.83 - 12.88	1596	D	40 kW	1226	32
11 Kasten/Schrägheck (S37_) 1.6 D (S374)	F8M 720	08.83 - 12.88	1595	D	40 kW	1226	32
11 Kasten/Schrägheck (S37_) 1.6 D (S374)	F8M 730	08.83 - 12.88	1595	D	40 kW	1226	32
12 Kasten/Kombi 1.3	810.02	07.75 - 04.80	1289	B	37 kW	1224	16
12 Kombi 1.4	C1J 791	05.83 - 06.89	1397	B	42 kW	1225	27
12 Kombi 1.4	C1J 791	01.89 - 05.95	1397	B	46 kW	1225	27
12 Kombi 1.4	C1J 791	04.83 - 12.89	1397	B	53 kW	1225	27
12 TOROS Kombi 1.4	C1J 791	04.89 - 10.00	1397	B	53 kW	1225	27
12 TOROS Stufenheck 1.4	C1J 791	04.89 - 10.00	1397	B	53 kW	1225	27
12 Variable (117_) 1.3 (1170)	810-02/97	10.70 - 08.80	1289	B	40 kW	1224	16
12 Variable (117_) 1.3 (1170)	810.02	07.75 - 04.80	1289	B	37 kW	1224	16
12 Variable (117_) 1.3 (1177)	810.05	08.73 - 08.80	1289	B	44 kW	1224	16
12 Variable (117_) 1.3 (1177)	810.06	08.73 - 08.80	1289	B	44 kW	1224	16
12 Variable (117_) 1.3	810.06	08.82 - 03.83	1289	B	50 kW	1224	16
12 Variable (117_) 1.4	C1J 791	08.76 - 12.80	1397	B	49 kW	1225	27
12 1.3 (1170)	810-02/97	10.69 - 08.80	1289	B	40 kW	1224	16
12 1.3 (1170)	810.02	07.75 - 04.80	1289	B	37 kW	1224	16
12 1.3 TS (1177, 1337)	810.05	08.72 - 08.80	1289	B	44 kW	1224	16
12 1.3 TS (1177, 1337)	810.06	08.72 - 08.80	1289	B	44 kW	1224	16








12 1.3	810.06	07.73 - 03.83	1289	B	50 kW	1224	16
12 1.4	C1J 791	08.76 - 12.80	1397	B	49 kW	1225	27
12 1.4	C1J 791	05.83 - 06.89	1397	B	42 kW	1225	27
12 1.4	C1J 791	01.89 - 05.95	1397	B	46 kW	1225	27
12 1.4	C1J 791	04.83 - 12.89	1397	B	53 kW	1225	27
15 (130_) 1.3 (1300)	810.05	03.72 - 10.80	1289	B	44 kW	1224	16
18 (134_) 1.4 (1340)	847 720	04.78 - 07.86	1397	B	47 kW	1225	26
18 (134_) 1.4 (1340)	847 722	04.78 - 07.86	1397	B	47 kW	1225	26
18 (134_) 1.4	847 720	03.83 - 10.91	1397	B	56 kW	1225	26
18 (134_) 1.6 (1341)	841 717	09.80 - 07.86	1647	B	54 kW	1226	33
18 (134_) 1.6 (1341)	841 725	04.78 - 09.82	1647	B	58 kW	1226	33
18 (134_) 1.6 (1341)	841 726	04.78 - 09.82	1647	B	58 kW	1226	33
18 (134_) 1.6 (1341)	A2M 723	09.80 - 07.86	1647	B	54 kW	1226	33
18 (134_) 1.6 TS (1342)	A6M 725	05.82 - 07.86	1647	B	71 kW	1226	33
18 (134_) 1.6 TS (1342)	A6M 726	05.82 - 07.86	1647	B	71 kW	1226	33
18 (134_) 1.6	A2M 723	08.86 - 11.93	1647	B	52 kW	1226	33
18 (134_) 2.0 (1343)	J6R 716	05.82 - 10.91	1995	B	77 kW	1238	111
18 (134_) 2.0	J6R 716	03.83 - 10.91	1995	B	69 kW	1238	111
18 (134_) 2.1 Diesel (1344)	852 710	11.81 - 11.93	2068	D	49 kW	1238	106
18 (134_) 2.1 Diesel (1344)	J8S 711	11.81 - 11.93	2068	D	49 kW	1238	106
18 (134_) 2.1 Diesel	J8S 711	11.81 - 07.86	2068	D	53 kW	1238	106
18 (134_) 2.1 TD	J8S 712	11.81 - 07.86	2068	D	65 kW	1238	106
18 Kasten/Kombi 1.4	847 720	05.79 - 07.86	1397	B	47 kW	1225	26
18 Kasten/Kombi 1.4	847 722	05.79 - 07.86	1397	B	47 kW	1225	26
18 Kasten/Kombi 2.1 Diesel	852 710	11.81 - 07.86	2068	D	49 kW	1238	106
18 Kasten/Kombi 2.1 Diesel	J8S 711	11.81 - 07.86	2068	D	49 kW	1238	106
18 Variable (135_) 1.4 (1350)	847 720	05.79 - 07.86	1397	B	47 kW	1225	26
18 Variable (135_) 1.4 (1350)	847 722	05.79 - 07.86	1397	B	47 kW	1225	26
18 Variable (135_) 1.4	847 720	03.83 - 10.91	1397	B	56 kW	1225	26
18 Variable (135_) 1.6 (1351)	841 717	09.80 - 07.86	1647	B	54 kW	1226	33
18 Variable (135_) 1.6 (1351)	841 725	05.79 - 09.82	1647	B	58 kW	1226	33
18 Variable (135_) 1.6 (1351)	841 726	05.79 - 09.82	1647	B	58 kW	1226	33
18 Variable (135_) 1.6 (1351)	A2M 723	09.80 - 07.86	1647	B	54 kW	1226	33
18 Variable (135_) 1.6 4x4	841 717	01.83 - 07.86	1647	B	54 kW	1226	33
18 Variable (135_) 1.6 4x4	841 725	02.79 - 06.81	1647	B	58 kW	1226	33
18 Variable (135_) 1.6 4x4	A2M 723	01.83 - 07.86	1647	B	54 kW	1226	33
18 Variable (135_) 1.6 TS	A6M 725	05.82 - 07.86	1647	B	71 kW	1226	33
18 Variable (135_) 1.6 TS	A6M 726	05.82 - 07.86	1647	B	71 kW	1226	33
18 Variable (135_) 1.6	A2M 723	01.81 - 11.93	1647	B	52 kW	1226	33
18 Variable (135_) 2.0 (1353)	J6R 716	10.81 - 10.91	1995	B	77 kW	1238	111
18 Variable (135_) 2.0 4x4	J6R 714	05.83 - 12.86	1995	B	76 kW	1238	111
18 Variable (135_) 2.0 4x4	J6R 716	05.83 - 12.86	1995	B	76 kW	1238	111
18 Variable (135_) 2.0	J6R 716	03.83 - 10.91	1995	B	69 kW	1238	111
18 Variable (135_) 2.1 Diesel (1354)	852 710	11.80 - 07.86	2068	D	49 kW	1238	106
18 Variable (135_) 2.1 Diesel (1354)	J8S 711	11.80 - 07.86	2068	D	49 kW	1238	106
18 Variable (135_) 2.1 Diesel	J8S 711	05.79 - 07.86	2068	D	53 kW	1238	106
19 I (B/C53_) 1.2	C1G 730	01.88 - 12.92	1237	B	40 kW	1223	13
19 I (B/C53_) 1.4 (B/C53P)	C2J 772	01.89 - 05.93	1397	B	43 kW	1225	26
19 I (B/C53_) 1.4 Cat (B/C532)	C3J 710	01.89 - 04.92	1390	B	43 kW	1224	20
19 I (B/C53_) 1.4	E6J 700	01.88 - 12.92	1390	B	59 kW	1224	21
19 I (B/C53_) 1.4	E6J 701	01.88 - 12.92	1390	B	59 kW	1224	21
19 I (B/C53_) 1.4	E7J 700	09.90 - 04.92	1390	B	55 kW	1224	21
19 I (B/C53_) 1.7 (B/C53B)	F3N 740	09.88 - 04.92	1721	B	54 kW	1233	72
19 I (B/C53_) 1.7 (B/C53B)	F3N 741	09.88 - 04.92	1721	B	54 kW	1233	72
19 I (B/C53_) 1.7 (B/C53C)	F3N 742	09.88 - 04.92	1721	B	66 kW	1233	72
19 I (B/C53_) 1.7 (B/C53C)	F3N 743	09.88 - 04.92	1721	B	66 kW	1233	73
19 I (B/C53_) 1.7	F2N 720	09.88 - 04.92	1721	B	68 kW	1233	73
19 I (B/C53_) 1.7	F2N 721	07.88 - 04.92	1721	B	69 kW	1233	73
19 I (B/C53_) 1.7	F2N 722	07.88 - 04.92	1721	B	69 kW	1233	73
19 I (B/C53_) 1.7	F3N 746	06.89 - 04.92	1721	B	79 kW	1233	72
19 I (B/C53_) 1.8 16V (B/C53D)	F7P 704	06.89 - 04.92	1764	B	99 kW	1233	76
19 I (B/C53_) 1.8 16V	F7P 700	06.89 - 09.94	1764	B	101 kW	1233	74

			<b>ccm</b>		<b>kw</b>		<b>1</b> POS
19 I (B/C53_) 1.8	F3P 765	05.92 - 09.94	1794	B	67 kW	1234	80
19 I (B/C53_) 1.9 D (B/C534, B/C53J)	F8Q 706	09.88 - 04.92	1870	D	47 kW	1230	54
19 I (B/C53_) 1.9 D (B/C534, B/C53J)	F8Q 742	09.88 - 04.92	1870	D	47 kW	1231	58
19 I (B/C53_) 1.9 DT	F8Q 610	09.90 - 04.92	1870	D	68 kW	1228	45
19 I (B/C53_) 1.9 DT	F8Q 740	09.90 - 04.92	1870	D	66 kW	1231	59
19 I Cabriolet (D53_) 1.7	F2N 724	07.91 - 04.92	1721	B	55 kW	1233	73
19 I Cabriolet (D53_) 1.7	F3N 742	07.91 - 04.92	1721	B	70 kW	1233	72
19 I Cabriolet (D53_) 1.7	F3N 742	07.91 - 04.92	1721	B	66 kW	1233	72
19 I Cabriolet (D53_) 1.7	F3N 743	07.91 - 04.92	1721	B	70 kW	1233	73
19 I Cabriolet (D53_) 1.7	F3N 743	07.91 - 04.92	1721	B	66 kW	1233	73
19 I Cabriolet (D53_) 1.8 16V (D53D)	F7P 700	07.91 - 04.92	1764	B	101 kW	1233	74
19 I Cabriolet (D53_) 1.8 16V (D53D)	F7P 704	07.91 - 04.92	1764	B	101 kW	1233	76
19 I Chamade (L53_) 1.1 TR	C1E 700	07.88 - 04.92	1108	B	35 kW	1223	12
19 I Chamade (L53_) 1.2	C1G 730	01.88 - 12.92	1237	B	40 kW	1223	13
19 I Chamade (L53_) 1.4 (L532, L53P)	C2J 772	07.88 - 04.92	1397	B	43 kW	1225	26
19 I Chamade (L53_) 1.4 (L532, L53P)	C3J 710	07.88 - 04.92	1390	B	43 kW	1224	20
19 I Chamade (L53_) 1.4	E6J 700	07.88 - 08.90	1390	B	57 kW	1224	21
19 I Chamade (L53_) 1.4	E6J 700	06.89 - 08.90	1390	B	58 kW	1224	21
19 I Chamade (L53_) 1.4	E6J 701	07.88 - 08.90	1390	B	57 kW	1224	21
19 I Chamade (L53_) 1.4	E7J 700	09.90 - 04.92	1390	B	55 kW	1224	21
19 I Chamade (L53_) 1.7 (L533)	F2N 720	09.88 - 12.92	1721	B	68 kW	1233	73
19 I Chamade (L53_) 1.7 (L533)	F2N 721	09.88 - 12.92	1721	B	68 kW	1233	73
19 I Chamade (L53_) 1.7 (L53B)	F3N 740	10.89 - 04.92	1721	B	54 kW	1233	72
19 I Chamade (L53_) 1.7 (L53B)	F3N 741	10.89 - 04.92	1721	B	54 kW	1233	72
19 I Chamade (L53_) 1.7 (L53C)	F3N 742	07.88 - 04.92	1721	B	66 kW	1233	72
19 I Chamade (L53_) 1.7 (L53C)	F3N 743	07.88 - 04.92	1721	B	66 kW	1233	73
19 I Chamade (L53_) 1.7 (L53F)	F3N 746	08.88 - 12.92	1721	B	79 kW	1233	72
19 I Chamade (L53_) 1.7	F2N 721	09.90 - 04.92	1721	B	69 kW	1233	73
19 I Chamade (L53_) 1.8 16V (L53D)	F7P 704	10.89 - 04.92	1764	B	99 kW	1233	76
19 I Chamade (L53_) 1.8 16V	F7P 700	06.89 - 12.92	1764	B	101 kW	1233	74
19 I Chamade (L53_) 1.9 D (L534, L53J)	F8Q 706	10.89 - 04.92	1870	D	47 kW	1230	54
19 I Chamade (L53_) 1.9 D (L534, L53J)	F8Q 742	10.89 - 04.92	1870	D	47 kW	1231	58
19 I Chamade (L53_) 1.9 DT	F8Q 740	09.90 - 04.92	1870	D	66 kW	1231	59
19 I Chamade (L53_) 1.9 TD (L53K)	F8Q 740	09.90 - 04.92	1870	D	68 kW	1231	59
19 I Kasten/Schrägheck (S53_) 1.2	C1G 730	01.88 - 12.92	1237	B	40 kW	1223	13
19 I Kasten/Schrägheck (S53_) 1.4	E6J 700	01.88 - 12.92	1390	B	59 kW	1224	21
19 I Kasten/Schrägheck (S53_) 1.9 D	F8Q 706	01.88 - 12.92	1870	D	48 kW	1230	54
19 I Kasten/Schrägheck (S53_) 1.9 D	F8Q 742	01.88 - 12.92	1870	D	48 kW	1231	58
19 II (B/C53_) 1.2	C1G 730	04.92 - 12.95	1237	B	40 kW	1223	13
19 II (B/C53_) 1.2	E7F 730	05.92 - 09.94	1171	B	44 kW	1224	21
19 II (B/C53_) 1.4 (B/C532)	C3J 710	04.92 - 12.95	1390	B	43 kW	1224	20
19 II (B/C53_) 1.4 (B/C535)	E7J 742	01.92 - 12.95	1390	B	55 kW	1224	21
19 II (B/C53_) 1.4	E6J 700	01.92 - 12.95	1390	B	59 kW	1224	21
19 II (B/C53_) 1.4	E6J 700	05.93 - 12.98	1390	B	57 kW	1224	21
19 II (B/C53_) 1.4	E6J 706	10.96 - 06.01	1390	B	60 kW	1224	21
19 II (B/C53_) 1.4	E7J 706	01.92 - 12.95	1390	B	59 kW	1224	21
19 II (B/C53_) 1.4	K4J 718	10.98 - 06.01	1390	B	70 kW	1227	37
19 II (B/C53_) 1.6	K4M 744	07.98 - 06.01	1598	B	55 kW	1227	35
19 II (B/C53_) 1.7 (B/C53B)	F3N 740	04.92 - 12.95	1721	B	54 kW	1233	72
19 II (B/C53_) 1.7 (B/C53B)	F3N 741	04.92 - 12.95	1721	B	54 kW	1233	72
19 II (B/C53_) 1.7 (B/C53C)	F3N 743	04.92 - 12.95	1721	B	66 kW	1233	73
19 II (B/C53_) 1.7	F3N 742	10.96 - 06.01	1721	B	69 kW	1233	72
19 II (B/C53_) 1.7	F3N 743	10.96 - 06.01	1721	B	69 kW	1233	73
19 II (B/C53_) 1.7	F3N 746	05.92 - 09.94	1721	B	79 kW	1233	72
19 II (B/C53_) 1.8 (5/353A)	F3P 706	04.92 - 12.95	1794	B	66 kW	1234	80
19 II (B/C53_) 1.8 (5/353A)	F3P 760	04.92 - 12.95	1794	B	66 kW	1234	80
19 II (B/C53_) 1.8 (5/353F, B/C538)	F3P 682	05.94 - 12.95	1794	B	79 kW	1234	80
19 II (B/C53_) 1.8 (5/353F, B/C538)	F3P 765	05.94 - 12.95	1794	B	79 kW	1234	80
19 II (B/C53_) 1.8 (B/C538)	F3P 700	04.92 - 05.94	1794	B	81 kW	1234	80
19 II (B/C53_) 1.8 (B/C53Y)	F3P 706	04.92 - 12.95	1794	B	65 kW	1234	80
19 II (B/C53_) 1.8 (B/C53Y)	F3P 707	04.92 - 12.95	1794	B	65 kW	1234	80
19 II (B/C53_) 1.8 (B/C53Y)	F3P 708	04.92 - 12.95	1794	B	65 kW	1234	80








19 II (B/C53_) 1.8 (B/C53Y)	F3P 760	04.92 - 12.95	1794	B	65 kW	1234	80
19 II (B/C53_) 1.8 16V (B/C53D)	F7P 704	04.92 - 12.95	1764	B	99 kW	1233	76
19 II (B/C53_) 1.8 16V (C53D)	F7P 700	01.94 - 12.97	1764	B	101 kW	1233	74
19 II (B/C53_) 1.8 16V (C53D)	F7P 704	01.94 - 12.97	1764	B	101 kW	1233	76
19 II (B/C53_) 1.8 16V	F7P 702	10.96 - 06.01	1764	B	104 kW	1233	75
19 II (B/C53_) 1.8	F3P 700	05.92 - 05.98	1794	B	83 kW	1234	80
19 II (B/C53_) 1.9 D (B/C53J)	F8Q 742	04.92 - 11.98	1870	D	47 kW	1231	58
19 II (B/C53_) 1.9 D	F8Q 748	10.96 - 06.01	1870	D	52 kW	1231	61
19 II (B/C53_) 1.9 D	F8Q 754	10.96 - 06.01	1870	D	71 kW	1231	61
19 II (B/C53_) 1.9 dT (B/C53T)	F8Q 744	04.92 - 12.95	1870	D	66 kW	1231	60
19 II Cabriolet (D53_, 853_) 1.7 (D53C)	F3N 742	04.92 - 09.93	1721	B	66 kW	1233	72
19 II Cabriolet (D53_, 853_) 1.7 (D53C)	F3N 743	04.92 - 09.93	1721	B	66 kW	1233	73
19 II Cabriolet (D53_, 853_) 1.8 (853A)	F3P 706	09.93 - 06.96	1794	B	66 kW	1234	80
19 II Cabriolet (D53_, 853_) 1.8 (853A)	F3P 760	09.93 - 06.96	1794	B	66 kW	1234	80
19 II Cabriolet (D53_, 853_) 1.8 (D53V, 853F, D53C)	F3P 682	07.94 - 06.96	1794	B	79 kW	1234	80
19 II Cabriolet (D53_, 853_) 1.8 (D53V, 853F, D53C)	F3P 764	07.94 - 06.96	1794	B	79 kW	1234	80
19 II Cabriolet (D53_, 853_) 1.8 (D53V, 853F, D53C)	F3P 765	07.94 - 06.96	1794	B	79 kW	1234	80
19 II Cabriolet (D53_, 853_) 1.8 (D53Y)	F3P 704	04.92 - 06.96	1794	B	65 kW	1234	80
19 II Cabriolet (D53_, 853_) 1.8 (D53Y)	F3P 705	04.92 - 06.96	1794	B	65 kW	1234	80
19 II Cabriolet (D53_, 853_) 1.8 (D53Y)	F3P 706	04.92 - 06.96	1794	B	65 kW	1234	80
19 II Cabriolet (D53_, 853_) 1.8 (D53Y)	F3P 706	04.92 - 01.96	1794	B	69 kW	1234	80
19 II Cabriolet (D53_, 853_) 1.8 (D53Y)	F3P 707	04.92 - 06.96	1794	B	65 kW	1234	80
19 II Cabriolet (D53_, 853_) 1.8 (D53Y)	F3P 707	04.92 - 01.96	1794	B	69 kW	1234	80
19 II Cabriolet (D53_, 853_) 1.8 (D53Y)	F3P 708	04.92 - 06.96	1794	B	65 kW	1234	80
19 II Cabriolet (D53_, 853_) 1.8 (D53Y)	F3P 760	04.92 - 06.96	1794	B	65 kW	1234	80
19 II Cabriolet (D53_, 853_) 1.8 16V (D53D)	F7P 704	04.92 - 06.96	1764	B	99 kW	1233	76
19 II Cabriolet (D53_, 853_) 1.8 16V (D53D)	F7P 704	05.92 - 12.95	1764	B	101 kW	1233	76
19 II Cabriolet (D53_, 853_) 1.8	F3P 682	01.95 - 06.01	1794	B	86 kW	1234	80
19 II Chamade (L53_) 1.2	E7F 730	05.92 - 09.94	1171	B	44 kW	1224	21
19 II Chamade (L53_) 1.4 (532)	C3J 710	04.92 - 12.95	1390	B	43 kW	1224	20
19 II Chamade (L53_) 1.4 (L535)	E7J 742	11.93 - 12.95	1390	B	55 kW	1224	21
19 II Chamade (L53_) 1.4	C1J 742	05.92 - 09.94	1397	B	44 kW	1225	26
19 II Chamade (L53_) 1.4	C2J 772	05.92 - 09.94	1397	B	44 kW	1225	26
19 II Chamade (L53_) 1.4	C3J 710	05.92 - 09.94	1390	B	44 kW	1224	20
19 II Chamade (L53_) 1.4	E6J 700	10.94 - 11.95	1390	B	57 kW	1224	21
19 II Chamade (L53_) 1.4	E7J 706	10.94 - 11.95	1390	B	59 kW	1224	21
19 II Chamade (L53_) 1.4	K4J 715	10.98 - 06.01	1390	B	70 kW	1227	35
19 II Chamade (L53_) 1.6	K7M 703	10.96 - 06.01	1598	B	66 kW	1227	39
19 II Chamade (L53_) 1.7 (L533)	F2N 720	01.93 - 08.95	1721	B	68 kW	1233	73
19 II Chamade (L53_) 1.7 (L533)	F2N 721	01.93 - 08.95	1721	B	68 kW	1233	73
19 II Chamade (L53_) 1.7 (L53B)	F3N 740	04.92 - 04.98	1721	B	54 kW	1233	72
19 II Chamade (L53_) 1.7 (L53B)	F3N 741	04.92 - 04.98	1721	B	54 kW	1233	72
19 II Chamade (L53_) 1.7 (L53C)	F3N 742	04.92 - 12.95	1721	B	66 kW	1233	72
19 II Chamade (L53_) 1.7 (L53C)	F3N 743	04.92 - 12.95	1721	B	66 kW	1233	73
19 II Chamade (L53_) 1.7	F3N 740	05.92 - 11.95	1721	B	55 kW	1233	72
19 II Chamade (L53_) 1.7	F3N 741	05.92 - 11.95	1721	B	55 kW	1233	72
19 II Chamade (L53_) 1.8 (453A/F)	F3P 706	04.92 - 12.95	1794	B	66 kW	1234	80
19 II Chamade (L53_) 1.8 (453A/F)	F3P 760	04.92 - 12.95	1794	B	66 kW	1234	80
19 II Chamade (L53_) 1.8 (L538)	F3P 682	02.93 - 06.99	1794	B	83 kW	1234	80
19 II Chamade (L53_) 1.8 (L538)	F3P 700	04.92 - 05.94	1794	B	81 kW	1234	80
19 II Chamade (L53_) 1.8 (L538)	F3P 700	02.93 - 06.99	1794	B	83 kW	1234	80
19 II Chamade (L53_) 1.8 (L53V, L538)	F3P 682	05.94 - 12.95	1794	B	79 kW	1234	80
19 II Chamade (L53_) 1.8 (L53Y)	F3P 704	04.92 - 12.95	1794	B	65 kW	1234	80
19 II Chamade (L53_) 1.8 (L53Y)	F3P 705	04.92 - 12.95	1794	B	65 kW	1234	80
19 II Chamade (L53_) 1.8 (L53Y)	F3P 706	04.92 - 12.95	1794	B	65 kW	1234	80
19 II Chamade (L53_) 1.8 (L53Y)	F3P 707	04.92 - 12.95	1794	B	65 kW	1234	80
19 II Chamade (L53_) 1.8 (L53Y)	F3P 708	04.92 - 12.95	1794	B	65 kW	1234	80
19 II Chamade (L53_) 1.8 (L53Y)	F3P 760	04.92 - 12.95	1794	B	65 kW	1234	80
19 II Chamade (L53_) 1.8 16V (L53D)	F7P 704	04.92 - 12.95	1764	B	99 kW	1233	76
19 II Chamade (L53_) 1.8 16V (L53D)	F7P 704	01.94 - 12.95	1764	B	101 kW	1233	76
19 II Chamade (L53_) 1.8	F3P 700	05.92 - 11.95	1794	B	79 kW	1234	80
19 II Chamade (L53_) 1.8	F3P 706	05.92 - 11.95	1794	B	79 kW	1234	80

			<b>ccm</b>		<b>kw</b>		<b>1</b> POS
19 II Chamade (L53_) 1.8	F3P 765	05.92 - 09.94	1794	B	67 kW	1234	80
19 II Chamade (L53_) 1.9 D (L53J)	F8Q 742	04.92 - 11.98	1870	D	47 kW	1231	58
19 II Chamade (L53_) 1.9 D	F8Q 740	04.92 - 11.96	1870	D	68 kW	1231	59
19 II Chamade (L53_) 1.9 D	F8Q 744	04.92 - 11.96	1870	D	68 kW	1231	60
19 II Chamade (L53_) 1.9 D	F8Q 754	10.96 - 06.01	1870	D	71 kW	1231	61
19 II Chamade (L53_) 1.9 dT (L53T)	F8Q 744	04.92 - 12.95	1870	D	66 kW	1231	60
19 II Kasten/Schrägheck (S53_) 1.2	C1G 730	03.92 - 12.95	1237	B	40 kW	1223	13
19 II Kasten/Schrägheck (S53_) 1.4	E6J 700	03.92 - 12.95	1390	B	59 kW	1224	21
19 II Kasten/Schrägheck (S53_) 1.9 D	F8Q 706	03.92 - 12.95	1870	D	48 kW	1230	54
19 II Kasten/Schrägheck (S53_) 1.9 D	F8Q 742	03.92 - 12.95	1870	D	48 kW	1231	58
19 II Kasten/Schrägheck (S53_) 1.9 dT	F8Q 740	03.92 - 12.95	1870	D	68 kW	1231	59
20 (127_) 2.1 TD	J8S 702	01.82 - 12.83	2068	D	63 kW	1238	106
21 (B48_) 1.4 (B48D)	C2J 770	09.89 - 05.93	1397	B	51 kW	1225	26
21 (B48_) 1.7 (B48E)	F3N 722	09.89 - 06.94	1721	B	66 kW	1233	73
21 (B48_) 1.7 (B48E)	F3N 723	09.89 - 06.94	1721	B	66 kW	1233	73
21 (B48_) 1.7 (B48F)	F3N 726	09.89 - 10.92	1721	B	54 kW	1233	73
21 (B48_) 1.7	F2N 711	07.89 - 05.93	1721	B	65 kW	1233	73
21 (B48_) 1.7	F2N 712	07.89 - 05.93	1721	B	55 kW	1233	72
21 (B48_) 1.7	F2N 754	07.89 - 05.93	1721	B	65 kW	1233	73
21 (B48_) 1.7	F3N 726	07.89 - 05.93	1721	B	55 kW	1233	73
21 (B48_) 1.9 D (B48H, B48I)	F8Q 710	09.89 - 01.94	1870	D	47 kW	1230	55
21 (B48_) 2.0 (B48C)	J7R 746	09.89 - 12.93	1995	B	88 kW	1238	111
21 (B48_) 2.0 (B48C)	J7R 747	09.89 - 12.93	1995	B	88 kW	1238	111
21 (B48_) 2.0 (B48R/Y)	J7R 740	02.90 - 10.92	1995	B	99 kW	1239	112
21 (B48_) 2.0 4x4 (B48R/Y)	J7R 740	09.90 - 10.92	1995	B	99 kW	1239	112
21 (B48_) 2.0 TXi	J7R 740	07.89 - 05.93	1995	B	100 kW	1239	112
21 (B48_) 2.0 TXi	J7R 754	07.89 - 05.93	1995	B	100 kW	1239	112
21 (B48_) 2.0	J7R 750	07.89 - 06.92	1995	B	86 kW	1238	111
21 (B48_) 2.0	J7R 751	07.89 - 06.92	1995	B	86 kW	1238	111
21 (B48_) 2.1 D (B480)	J8S 784	04.92 - 06.94	2068	D	51 kW	1238	106
21 (B48_) 2.1 D (B48V/B480)	J8S 600	09.89 - 12.92	2068	D	53 kW	1238	106
21 (B48_) 2.1 D (B48V/B480)	J8S 740	09.89 - 12.92	2068	D	53 kW	1238	106
21 (B48_) 2.1 D	J8S 704	07.89 - 05.93	2068	D	50 kW	1238	106
21 (B48_) 2.1 D	J8S 784	07.89 - 05.93	2068	D	50 kW	1238	106
21 (B48_) 2.1 Turbo-D (B486, B488, B48V)	J8S 714	09.89 - 06.94	2068	D	65 kW	1238	106
21 (B48_) 2.1 Turbo-D (B486, B488, B48V)	J8S 786	09.89 - 06.94	2068	D	65 kW	1238	106
21 (B48_) 2.1 Turbo-D (B486, B488, B48V)	J8S 788	09.89 - 06.94	2068	D	65 kW	1238	106
21 (B48_) 2.2 (B48K)	J7T 754	09.89 - 06.94	2165	B	79 kW	1238	111
21 (B48_) 2.2 (B48K)	J7T 755	09.89 - 06.94	2165	B	79 kW	1238	111
21 (B48_) 2.2 4x4 (B48K)	J7T 754	07.90 - 06.94	2165	B	79 kW	1238	111
21 (B48_) 2.2 4x4 (B48K)	J7T 755	07.90 - 06.94	2165	B	79 kW	1238	111
21 (B48_) 2.2	J7T 755	07.89 - 05.93	2165	B	81 kW	1238	111
21 (B48_) 2.2	J7T 755	03.92 - 06.94	2165	B	88 kW	1238	111
21 Kasten/Kombi (S48_) 1.7	F2N 710	06.86 - 04.95	1721	B	65 kW	1233	72
21 Kasten/Kombi (S48_) 1.9 D	F8Q 710	06.86 - 08.94	1870	D	47 kW	1230	55
21 Kasten/Kombi (S48_) 2.1 D	J8S 704	06.86 - 08.94	2068	D	49 kW	1238	106
21 Kombi (K48_) 1.7 (K/S481)	F2N 712	06.86 - 03.93	1721	B	55 kW	1233	72
21 Kombi (K48_) 1.7 (K/S482)	F2N 710	10.86 - 12.88	1721	B	65 kW	1233	72
21 Kombi (K48_) 1.7 (K48E)	F3N 722	06.86 - 12.89	1721	B	69 kW	1233	73
21 Kombi (K48_) 1.7 (K48E)	F3N 722	10.89 - 12.93	1721	B	66 kW	1233	73
21 Kombi (K48_) 1.7 (K48E)	F3N 723	06.86 - 12.89	1721	B	69 kW	1233	73
21 Kombi (K48_) 1.7 (K48E)	F3N 723	10.89 - 12.93	1721	B	66 kW	1233	73
21 Kombi (K48_) 1.7 (K48M)	F2N 750	06.86 - 12.89	1721	B	54 kW	1233	73
21 Kombi (K48_) 1.7 (K48N)	F2N 752	06.87 - 04.89	1721	B	64 kW	1233	73
21 Kombi (K48_) 1.7 Cat (K48F)	F3N 726	05.88 - 06.93	1721	B	54 kW	1233	73
21 Kombi (K48_) 1.9 D	F8Q 710	03.86 - 08.94	1870	D	47 kW	1230	55
21 Kombi (K48_) 2.0 (K483)	J7R 750	06.86 - 12.88	1995	B	85 kW	1238	111
21 Kombi (K48_) 2.0 (K483)	J7R 751	06.86 - 12.88	1995	B	85 kW	1238	111
21 Kombi (K48_) 2.0 (K489)	J6R 793	01.92 - 12.92	1995	B	76 kW	1238	111
21 Kombi (K48_) 2.0 (K48C)	J7R 746	03.86 - 12.93	1995	B	88 kW	1238	111
21 Kombi (K48_) 2.0 (K48C)	J7R 747	03.86 - 12.93	1995	B	88 kW	1238	111
21 Kombi (K48_) 2.0 (K48R)	J7R 740	06.90 - 02.94	1995	B	99 kW	1239	112










21 Kombi (K48_) 2.0 4x4	J7R 746	03.89 - 12.93	1995	B	88 kW	1238	111
21 Kombi (K48_) 2.0 4x4	J7R 747	03.89 - 12.93	1995	B	88 kW	1238	111
21 Kombi (K48_) 2.0	J6R 758	06.91 - 05.93	1995	B	75 kW	1238	111
21 Kombi (K48_) 2.0	J6R 759	06.91 - 05.93	1995	B	75 kW	1238	111
21 Kombi (K48_) 2.0	J6R 792	06.91 - 05.93	1995	B	75 kW	1238	111
21 Kombi (K48_) 2.0	J7R 750	07.89 - 06.92	1995	B	86 kW	1238	111
21 Kombi (K48_) 2.0	J7R 751	07.89 - 06.92	1995	B	86 kW	1238	111
21 Kombi (K48_) 2.1 D (K/S486)	J8S 704	10.86 - 09.90	2068	D	48 kW	1238	106
21 Kombi (K48_) 2.1 D (K/S48V, K/S48O)	J8S 600	08.89 - 07.97	2068	D	53 kW	1238	106
21 Kombi (K48_) 2.1 D (K/S48V, K/S48O)	J8S 740	08.89 - 07.97	2068	D	53 kW	1238	106
21 Kombi (K48_) 2.1 D (K480)	J8S 784	02.92 - 09.95	2068	D	51 kW	1238	106
21 Kombi (K48_) 2.1 D 4x4 (K486)	J8S 704	10.88 - 05.92	2068	D	48 kW	1238	106
21 Kombi (K48_) 2.1 Turbo-D (K48A, K48W, K487, K488)	J8S 714	10.86 - 11.93	2068	D	65 kW	1238	106
21 Kombi (K48_) 2.1 Turbo-D (K48A, K48W, K487, K488)	J8S 786	10.86 - 11.93	2068	D	65 kW	1238	106
21 Kombi (K48_) 2.1 Turbo-D (K48A, K48W, K487, K488)	J8S 788	10.86 - 11.93	2068	D	65 kW	1238	106
21 Kombi (K48_) 2.2 (K48K)	J7T 754	06.86 - 11.93	2165	B	79 kW	1238	111
21 Kombi (K48_) 2.2 (K48K)	J7T 755	06.86 - 11.93	2165	B	79 kW	1238	111
21 Kombi (K48_) 2.2 4x4 (K48K)	J7T 754	06.86 - 12.93	2165	B	79 kW	1238	111
21 Kombi (K48_) 2.2 4x4 (K48K)	J7T 755	06.86 - 12.93	2165	B	79 kW	1238	111
21 Kombi (K48_) 2.2	J7T 755	03.92 - 07.97	2165	B	88 kW	1238	111
21 Stufenheck (L48_) 1.4 (L48D)	C2J 770	06.88 - 10.93	1397	B	51 kW	1225	26
21 Stufenheck (L48_) 1.7 (L481)	F2N 712	03.86 - 12.87	1721	B	55 kW	1233	72
21 Stufenheck (L48_) 1.7 (L482)	F2N 710	03.86 - 11.95	1721	B	65 kW	1233	72
21 Stufenheck (L48_) 1.7 (L48E)	F3N 722	03.86 - 02.94	1721	B	69 kW	1233	73
21 Stufenheck (L48_) 1.7 (L48E)	F3N 722	09.89 - 02.94	1721	B	66 kW	1233	73
21 Stufenheck (L48_) 1.7 (L48E)	F3N 723	03.86 - 02.94	1721	B	69 kW	1233	73
21 Stufenheck (L48_) 1.7 (L48E)	F3N 723	09.89 - 02.94	1721	B	66 kW	1233	73
21 Stufenheck (L48_) 1.7 (L48M, L48F)	F2N 750	07.86 - 02.94	1721	B	54 kW	1233	73
21 Stufenheck (L48_) 1.7 (L48M, L48F)	F3N 726	07.86 - 02.94	1721	B	54 kW	1233	73
21 Stufenheck (L48_) 1.7 (L48N)	F2N 752	06.87 - 04.89	1721	B	64 kW	1233	73
21 Stufenheck (L48_) 1.7	F3N 722	04.86 - 06.89	1721	B	70 kW	1233	73
21 Stufenheck (L48_) 1.7	F3N 723	04.86 - 06.89	1721	B	70 kW	1233	73
21 Stufenheck (L48_) 1.9 D (L48H, L48I)	F8Q 710	08.89 - 10.93	1870	D	47 kW	1230	55
21 Stufenheck (L48_) 2.0 (L483)	J7R 750	03.86 - 12.88	1995	B	85 kW	1238	111
21 Stufenheck (L48_) 2.0 (L483)	J7R 751	03.86 - 12.88	1995	B	85 kW	1238	111
21 Stufenheck (L48_) 2.0 (L489)	J6R 758	03.86 - 10.93	1995	B	75 kW	1238	111
21 Stufenheck (L48_) 2.0 (L489)	J6R 758	04.88 - 12.94	1995	B	76 kW	1238	111
21 Stufenheck (L48_) 2.0 (L489)	J6R 759	03.86 - 10.93	1995	B	75 kW	1238	111
21 Stufenheck (L48_) 2.0 (L489)	J6R 759	04.88 - 12.94	1995	B	76 kW	1238	111
21 Stufenheck (L48_) 2.0 (L489)	J6R 792	03.86 - 10.93	1995	B	75 kW	1238	111
21 Stufenheck (L48_) 2.0 (L489)	J6R 792	04.88 - 12.94	1995	B	76 kW	1238	111
21 Stufenheck (L48_) 2.0 (L489)	J6R 793	03.86 - 10.93	1995	B	75 kW	1238	111
21 Stufenheck (L48_) 2.0 (L489)	J6R 793	04.88 - 12.94	1995	B	76 kW	1238	111
21 Stufenheck (L48_) 2.0 (L48C)	J7R 746	03.86 - 12.93	1995	B	88 kW	1238	111
21 Stufenheck (L48_) 2.0 (L48C)	J7R 747	03.86 - 12.93	1995	B	88 kW	1238	111
21 Stufenheck (L48_) 2.0 (L48R)	J7R 740	02.90 - 06.94	1995	B	99 kW	1239	112
21 Stufenheck (L48_) 2.0 4x4 (L48R)	J7R 740	12.89 - 02.94	1995	B	99 kW	1239	112
21 Stufenheck (L48_) 2.0 TXi 4x4	J7R 754	08.89 - 08.94	1995	B	100 kW	1239	112
21 Stufenheck (L48_) 2.0 Turbo (L485)	J7R 752	04.87 - 03.90	1995	B	129 kW	1238	111
21 Stufenheck (L48_) 2.0 Turbo (L48L)	J7R 756	02.90 - 10.92	1995	B	119 kW	1238	111
21 Stufenheck (L48_) 2.0 Turbo 4x4 (L48L)	J7R 756	02.90 - 10.92	1995	B	119 kW	1238	111
21 Stufenheck (L48_) 2.0 Turbo 4x4	J7R 752	08.89 - 10.93	1995	B	129 kW	1238	111
21 Stufenheck (L48_) 2.0	J6R 758	05.91 - 10.93	1995	B	78 kW	1238	111
21 Stufenheck (L48_) 2.0	J7R 750	04.86 - 06.89	1995	B	86 kW	1238	111
21 Stufenheck (L48_) 2.0	J7R 751	04.86 - 06.89	1995	B	86 kW	1238	111
21 Stufenheck (L48_) 2.1 D (L480)	J8S 784	10.92 - 06.94	2068	D	51 kW	1238	106
21 Stufenheck (L48_) 2.1 D (L486)	J8S 704	03.86 - 12.89	2068	D	48 kW	1238	106
21 Stufenheck (L48_) 2.1 D (L48V, L48O)	J8S 600	05.89 - 07.97	2068	D	53 kW	1238	106
21 Stufenheck (L48_) 2.1 D (L48V, L48O)	J8S 740	05.89 - 07.97	2068	D	53 kW	1238	106
21 Stufenheck (L48_) 2.1 TD	J8S 704	04.86 - 06.89	2068	D	50 kW	1238	106
21 Stufenheck (L48_) 2.1 Turbo-D (L48A, L48W, L487, L488)	J8S 714	03.86 - 06.94	2068	D	65 kW	1238	106
21 Stufenheck (L48_) 2.1 Turbo-D (L48A, L48W, L487, L488)	J8S 786	03.86 - 06.94	2068	D	65 kW	1238	106

			<b>ccm</b>		<b>kW</b>		<b>1</b> POS
21 Stufenheck (L48_) 2.1 Turbo-D (L48A, L48W, L487, L488)	J8S 788	03.86 - 06.94	2068	D	65 kW	1238	106
21 Stufenheck (L48_) 2.2 (L48K)	J7T 754	07.86 - 02.94	2165	B	79 kW	1238	111
21 Stufenheck (L48_) 2.2 (L48K)	J7T 755	07.86 - 02.94	2165	B	79 kW	1238	111
21 Stufenheck (L48_) 2.2 (L48K, L48S)	J7T 754	06.86 - 07.97	2165	B	85 kW	1238	111
21 Stufenheck (L48_) 2.2 (L48K, L48S)	J7T 755	06.86 - 07.97	2165	B	85 kW	1238	111
21 Stufenheck (L48_) 2.2 4x4 (L48K)	J7T 754	07.90 - 02.94	2165	B	79 kW	1238	111
21 Stufenheck (L48_) 2.2 4x4 (L48K)	J7T 755	07.90 - 02.94	2165	B	79 kW	1238	111
21 Stufenheck (L48_) 2.2	J7T 730	03.92 - 07.97	2165	B	88 kW	1238	111
21 Stufenheck (L48_) 2.2	J7T 731	03.92 - 07.97	2165	B	88 kW	1238	111
21 Stufenheck (L48_) 2.2	J7T 755	04.86 - 06.89	2165	B	81 kW	1238	111
25 (B29_) 2.0 (B297)	J6R 706	04.84 - 12.92	1995	B	74 kW	1238	111
25 (B29_) 2.0 (B297)	J6R 707	04.84 - 12.92	1995	B	74 kW	1238	111
25 (B29_) 2.0 (B297)	J6R 760	04.84 - 12.92	1995	B	74 kW	1238	111
25 (B29_) 2.0 (B297)	J6R 762	04.84 - 12.92	1995	B	74 kW	1238	111
25 (B29_) 2.0 (B297)	J6R 763	04.84 - 12.92	1995	B	74 kW	1238	111
25 (B29_) 2.0 12V (B294)	J7R 726	06.89 - 12.92	1995	B	99 kW	1239	112
25 (B29_) 2.0 12V	J7R 720	06.88 - 12.93	1995	B	103 kW	1239	112
25 (B29_) 2.0 12V	J7R 721	06.88 - 12.93	1995	B	103 kW	1239	112
25 (B29_) 2.0	J7R 722	03.87 - 12.93	1995	B	88 kW	1238	111
25 (B29_) 2.0	J7R 723	03.87 - 12.93	1995	B	88 kW	1238	111
25 (B29_) 2.1 Diesel (B296)	J8S 706	04.84 - 05.89	2068	D	46 kW	1238	106
25 (B29_) 2.1 Diesel (B296)	J8S 736	04.88 - 10.93	2068	D	51 kW	1238	106
25 (B29_) 2.1 Turbo-D FWD (B290, B29W)	J8S 708	04.84 - 12.92	2068	D	63 kW	1238	106
25 (B29_) 2.1 Turbo-D FWD (B290, B29W)	J8S 738	04.84 - 12.92	2068	D	63 kW	1238	106
25 (B29_) 2.2 (B29)	J7T 708	11.85 - 03.89	2165	B	76 kW	1238	111
25 (B29_) 2.2 (B29)	J7T 732	11.85 - 03.89	2165	B	76 kW	1238	111
25 (B29_) 2.2 (B29)	J7T 733	11.85 - 03.89	2165	B	76 kW	1238	111
25 (B29_) 2.2 (B29B)	J7T 708	09.86 - 12.92	2165	B	79 kW	1238	111
25 (B29_) 2.2 (B29B)	J7T 732	09.86 - 12.92	2165	B	79 kW	1238	111
25 (B29_) 2.2 (B29B)	J7T 733	09.86 - 12.92	2165	B	79 kW	1238	111
25 (B29_) 2.2 (B29E)	J7T 706	04.84 - 12.93	2165	B	89 kW	1238	111
25 (B29_) 2.2 (B29E)	J7T 707	04.84 - 12.93	2165	B	89 kW	1238	111
25 (B29_) 2.2 (B29E)	J7T 714	04.84 - 12.93	2165	B	89 kW	1238	111
25 (B29_) 2.2 (B29E)	J7T 715	04.84 - 12.93	2165	B	89 kW	1238	111
25 (B29_) 2.2 (B29E)	J7T 730	04.84 - 12.89	2165	B	91 kW	1238	111
25 (B29_) 2.2 (B29E)	J7T 731	04.84 - 12.89	2165	B	91 kW	1238	111
25 (B29_) 2.7 V6 Injection (B298)	Z7V 709	04.84 - 08.89	2664	B	104 kW	1238	111
25 (B29_) 2.7 V6 Injection (B298)	Z7V 711	04.84 - 08.89	2664	B	104 kW	1238	111
25 (B29_) 2.8 V6 (B293)	Z7W 700	06.87 - 02.90	2849	B	115 kW	1239	115
25 (B29_) 2.8 V6 Injection (B29A)	Z7W 702	06.86 - 02.88	2849	B	100 kW	1239	115
25 (B29_) 2.8 V6 Injection (B29F)	Z7W 706	06.87 - 12.92	2849	B	110 kW	1239	115
25 (B29_) 2.8 V6 Injection (B29F)	Z7W 707	06.87 - 12.92	2849	B	110 kW	1239	115
25 (B29_) 2.8 V6 Injection (B29F)	Z7W 709	06.87 - 12.92	2849	B	110 kW	1239	115
30 (127_) 2.1 Turbo-D (1270)	J8S 702	02.82 - 03.86	2068	D	63 kW	1238	106
30 (127_) 2.6 (1273)	112	08.76 - 08.78	2664	B	92 kW	1238	111
30 (127_) 2.6 (1273)	112	02.75 - 07.76	2664	B	96 kW	1238	111
30 (127_) 2.6 TX (1278)	140	10.78 - 12.83	2664	B	105 kW	1238	111
4 (112_) 1.0 (112C)	C1C 708	06.87 - 06.93	956	B	25 kW	1222	2
4 (112_) 1.0	689 710	12.85 - 06.93	956	B	31 kW	1222	2
4 (112_) 1.1 (1128, S128)	688 712	06.78 - 06.90	1108	B	25 kW	1223	10
4 (112_) 1.1 (1128, S128)	C1E 714	06.78 - 06.90	1108	B	25 kW	1223	12
4 (112_) 1.1 (1128, S128)	C1E 719	06.78 - 06.90	1108	B	25 kW	1223	12
4 (112_) 1.1	688 712	02.78 - 03.84	1108	B	33 kW	1223	10
4 (112_) 1.1	C1E 714	01.81 - 06.90	1108	B	32 kW	1223	12
4 Kasten/Großraumlimousine (R21_, R23_) 1.0	C1C 708	06.87 - 12.93	956	B	25 kW	1222	2
4 Kasten/Großraumlimousine (R21_, R23_) 1.1 (2370, 210B)	688 711	10.76 - 07.89	1108	B	25 kW	1223	10
4 Kasten/Großraumlimousine (R21_, R23_) 1.1 (2370, 210B)	688 712	10.76 - 07.89	1108	B	25 kW	1223	10
4 Kasten/Großraumlimousine (R21_, R23_) 1.1 (2370, 210B)	C1E 714	10.76 - 07.89	1108	B	25 kW	1223	12
4 Kasten/Großraumlimousine (R21_, R23_) 1.1 (2370, 210B)	C1E 718	10.76 - 07.89	1108	B	25 kW	1223	12
4 Kasten/Großraumlimousine (R21_, R23_) 1.1 (2370, 210B)	C1E 719	10.76 - 07.89	1108	B	25 kW	1223	12
4 Kasten/Großraumlimousine (R21_, R23_) 1.1 (239B)	C1E 718	07.82 - 05.89	1108	B	26 kW	1223	12
4 Kasten/Großraumlimousine (R21_, R23_) 1.1 (239B)	C1E 719	07.82 - 05.89	1108	B	26 kW	1223	12










5 (122_) 1.0 (1222, 1392)	689 710	01.72 - 12.85	956	B	32 kW	1222	2
5 (122_) 1.1 (1227, 1397)	688 713	09.80 - 12.85	1108	B	33 kW	1223	10
5 (122_) 1.1 (1227, 1397)	C1E 726	09.80 - 12.85	1108	B	33 kW	1223	12
5 (122_) 1.3 (1224, 1394)	810 725	09.75 - 09.84	1289	B	47 kW	1224	16
5 (122_) 1.3 (1225)	810 726	09.76 - 09.79	1289	B	31 kW	1224	16
5 (122_) 1.3 (1225, 1395)	810 719	06.79 - 09.84	1289	B	33 kW	1224	16
5 (122_) 1.3 Automatik (1225, 1395)	810 729	09.75 - 09.84	1289	B	40 kW	1224	16
5 (122_) 1.4 (1229, 1399)	847 725	01.82 - 12.85	1397	B	46 kW	1225	25
5 (122_) 1.4 (1229, 1399)	C2J 713	01.82 - 12.85	1397	B	46 kW	1225	27
5 Kasten/Schrägheck (238_) 1.0 (2382)	689 710	01.72 - 12.85	956	B	32 kW	1222	2
5 Kasten/Schrägheck (238_) 1.1	688 713	09.80 - 12.85	1108	B	33 kW	1223	10
5 Kasten/Schrägheck (238_) 1.1	C1E 726	09.80 - 12.85	1108	B	33 kW	1223	12
5 Kasten/Schrägheck (238_) 1.1	C1E 750	09.80 - 12.85	1108	B	33 kW	1223	12
5 Kasten/Schrägheck (238_) 1.1	C1E 752	09.80 - 12.85	1108	B	33 kW	1223	12
5 Kasten/Schrägheck (238_) 1.1	C1E 754	09.80 - 12.85	1108	B	33 kW	1223	12
5 Kasten/Schrägheck (238_) 1.3 (2387)	810 726	03.76 - 08.82	1289	B	32 kW	1224	16
6 (118_) 1.1	688.10	08.70 - 04.87	1108	B	33 kW	1223	12
6 (118_) 1.1	688.10	07.71 - 04.80	1108	B	35 kW	1223	12
8 (113_) 1.1	688.01	11.62 - 10.72	1108	B	33 kW	1223	12
9 (L42_) 1.1 (L421)	C1E 715	09.81 - 05.87	1108	B	35 kW	1223	12
9 (L42_) 1.1 (L421)	C1E 720	09.81 - 05.87	1108	B	35 kW	1223	12
9 (L42_) 1.2 (L42S)	C1G 700	09.85 - 12.88	1237	B	40 kW	1223	13
9 (L42_) 1.2 (L42S)	C1G 710	09.85 - 12.88	1237	B	40 kW	1223	13
9 (L42_) 1.4 (L422, L42C)	C1J 715	12.81 - 04.89	1397	B	44 kW	1225	26
9 (L42_) 1.4 (L422, L42C)	C1J 792	12.81 - 04.89	1397	B	44 kW	1225	26
9 (L42_) 1.4 (L422, L42C)	C1J 796	12.81 - 04.89	1397	B	44 kW	1225	26
9 (L42_) 1.4 (L422, L42C)	C2J 730	12.81 - 04.89	1397	B	44 kW	1225	26
9 (L42_) 1.4 (L423)	C2J 717	09.81 - 09.93	1397	B	53 kW	1225	26
9 (L42_) 1.4 (L423)	C2J 755	09.81 - 09.93	1397	B	53 kW	1225	26
9 (L42_) 1.4 (L423, L42R)	C2J 720	09.85 - 12.88	1397	B	49 kW	1225	26
9 (L42_) 1.4 (L423, L42R)	C2J 766	09.85 - 12.88	1397	B	49 kW	1225	26
9 (L42_) 1.4 (L423, L42R)	C2J 767	09.85 - 12.88	1397	B	49 kW	1225	26
9 (L42_) 1.4 (L423, L42R)	C2J 768	09.85 - 12.88	1397	B	49 kW	1225	26
9 (L42_) 1.4 Automatik (L423)	C2J 718	09.81 - 12.85	1397	B	50 kW	1225	26
9 (L42_) 1.4 Automatik (L423)	C2J 757	09.81 - 12.85	1397	B	50 kW	1225	26
9 (L42_) 1.4 Turbo (L425)	C1J 760	04.84 - 12.86	1397	B	77 kW	1225	26
9 (L42_) 1.4 Turbo (L425)	C1J 764	04.84 - 12.86	1397	B	77 kW	1225	26
9 (L42_) 1.4 Turbo	C1J 760	12.86 - 12.89	1397	B	85 kW	1225	26
9 (L42_) 1.4 Turbo	C1J 764	12.86 - 12.89	1397	B	85 kW	1225	26
9 (L42_) 1.4 Turbo	C1J 764	07.86 - 04.93	1397	B	87 kW	1225	26
9 (L42_) 1.4	C2J 720	09.82 - 04.93	1397	B	43 kW	1225	26
9 (L42_) 1.6 D (L424)	F8M 700	10.82 - 12.88	1596	D	40 kW	1226	32
9 (L42_) 1.6 D (L424)	F8M 720	10.82 - 12.88	1595	D	40 kW	1226	32
9 (L42_) 1.6 D (L424)	F8M 730	10.82 - 12.88	1595	D	40 kW	1226	32
9 (L42_) 1.7 (L426)	F2N 700	09.84 - 12.89	1721	B	59 kW	1233	73
9 (L42_) 1.7 (L426)	F2N 704	09.84 - 12.89	1721	B	59 kW	1233	73
9 (L42_) 1.7 (L42E)	F3N 708	06.87 - 12.88	1721	B	69 kW	1233	73
9 (L42_) 1.7 (L42F)	F3N 718	10.86 - 12.88	1721	B	54 kW	1233	72
9 (L42_) 1.7 (L42L)	F2N 730	10.86 - 12.88	1721	B	55 kW	1233	73
9 (L42_) 1.7 (L42N)	F2N 708	10.86 - 12.88	1721	B	65 kW	1233	73
9 (L42_) 1.7 (L42N)	F2N 710	10.86 - 12.88	1721	B	65 kW	1233	72
9 (L42_) 1.7 (L42N)	F2N 798	10.86 - 12.88	1721	B	65 kW	1233	73
ALLIANCE Stufenheck 1.7	F2N 730	09.83 - 12.86	1721	B	54 kW	1233	73
AVANTIME (DE0_) 2.0 16V Turbo (DE0U, DE0V)	F4R 760	11.01 - 05.03	1998	B	120 kW	1235	87
AVANTIME (DE0_) 2.0 16V Turbo (DE0U, DE0V)	F4R 761	11.01 - 05.03	1998	B	120 kW	1235	87
AVANTIME (DE0_) 2.2 dCi (DE01)	G9T 712	05.02 - 05.03	2188	D	110 kW	1238	108
AVANTIME (DE0_) 3.0 V6 (DE04, DE0T)	L7X 720	09.01 - 05.03	2946	B	152 kW	1238	109
AVANTIME (DE0_) 3.0 V6 (DE04, DE0T)	L7X 721	09.01 - 05.03	2946	B	152 kW	1238	109
AVANTIME (DE0_) 3.0 V6 (DE04, DE0T)	L7X 722	09.01 - 05.03	2946	B	152 kW	1238	109
CAPTUR I (J5_, H5_) 0.9 TCe 90	H4B 400	06.13	898	B	66 kW	1223	14
CAPTUR I (J5_, H5_) 0.9 TCe 90	H4B 408	06.13	898	B	66 kW	1223	14
CAPTUR I (J5_, H5_) 1.2 TCe (J5AU)	H5F 408	02.18	1197	B	97 kW	1223	14

			<b>ccm</b>		<b>kw</b>		<b>1</b> POS
CAPTUR I (J5_ H5_) 1.2 TCe 120	H5F 403	06.13	1197	B	88 kW	1223	14
CAPTUR I (J5_ H5_) 1.2 TCe 120	H5F 408	01.16	1197	B	87 kW	1223	14
CAPTUR I (J5_ H5_) 1.2 TCe 120	H5F 412	01.16	1197	B	87 kW	1223	14
CAPTUR I (J5_ H5_) 1.2 T	H5F 403	06.15	1197	B	85 kW	1223	14
CAPTUR I (J5_ H5_) 1.2 T	H5F 403	06.13	1197	B	83 kW	1223	14
CAPTUR I (J5_ H5_) 1.5 dCi (J5MW)	K9K 830	06.13	1461	D	63 kW	1225	23
CAPTUR I (J5_ H5_) 1.5 dCi 110	K9K 646	01.15	1461	D	81 kW	1225	23
CAPTUR I (J5_ H5_) 1.5 dCi 110	K9K 856	01.15	1461	D	81 kW	1225	23
CAPTUR I (J5_ H5_) 1.5 dCi 90	K9K 608	06.13	1461	D	66 kW	1225	23
CAPTUR I (J5_ H5_) 1.5 dCi 90	K9K 609	06.13	1461	D	66 kW	1225	23
CAPTUR I (J5_ H5_) 1.5 dCi 90	K9K 612	06.13	1461	D	66 kW	1225	23
CAPTUR I (J5_ H5_) 1.5 dCi 90	K9K 628	06.13	1461	D	66 kW	1225	23
CAPTUR I (J5_ H5_) 1.5 dCi 90	K9K 629	06.13	1461	D	66 kW	1225	23
CAPTUR I (J5_ H5_) 1.5 dCi 90	K9K 830	06.13	1461	D	66 kW	1225	23
CAPTUR I (J5_ H5_) 1.5 dCi 90	K9K 838	06.13	1461	D	66 kW	1225	23
CAPTUR I (J5_ H5_) 2.0 (H5AA)	F4R 410	12.16	1998	B	105 kW	1235	85
CAPTUR I (J5_ H5_) 2.0 (H5AA)	F4R 412	12.16	1998	B	105 kW	1235	84
CAPTUR I (J5_ H5_) 2.0 Flex (H5AA, H5A4)	F4R 410	01.17 - 12.20	1998	B/E	109 kW	1235	85
CAPTUR I (J5_ H5_) 2.0 Flex (H5AA, H5A4)	F4R 412	01.17 - 12.20	1998	B/E	109 kW	1235	84
CAPTUR I (J5_ H5_) 2.0 Flex (H5AA, H5A4)	F4R 418	01.17 - 12.20	1998	B/E	109 kW	1235	86
CAPTUR I (J5_ H5_) 2.0	F4R 410	07.17	1998	B	98 kW	1235	85
CAPTUR II (HF_) Blue dCi 115 (HFAD)	K9K 872	01.20	1461	D	85 kW	1225	23
CAPTUR II (HF_) Blue dCi 115 (HFAD)	K9K 873	01.20	1461	D	85 kW	1225	23
CAPTUR II (HF_) Blue dCi 95 (HFAF)	K9K 872	01.20	1461	D	70 kW	1225	23
CLIO I (B/C57_ 5/357_) 1.1	C1E 700	01.91 - 09.98	1108	B	34 kW	1223	12
CLIO I (B/C57_ 5/357_) 1.1	C1E 700	04.92 - 08.92	1108	B	36 kW	1223	12
CLIO I (B/C57_ 5/357_) 1.2 (5/357Y, 5/357K)	D7F 730	01.96 - 09.98	1149	B	43 kW	1223	8
CLIO I (B/C57_ 5/357_) 1.2 (5/357Y, 5/357K)	D7F 730	01.96 - 09.98	1149	B	40 kW	1223	8
CLIO I (B/C57_ 5/357_) 1.2 (B/C/S572)	E5F 710	05.90 - 03.96	1171	B	44 kW	1224	21
CLIO I (B/C57_ 5/357_) 1.2 (B/C/S577)	C3G 720	01.96 - 12.96	1239	B	40 kW	1224	18
CLIO I (B/C57_ 5/357_) 1.2 (B/C/S57A, B/C57S, 5/357F, 5/357J, 5/357L, 5/357R)	E7F 700	05.90 - 09.98	1171	B	43 kW	1224	21
CLIO I (B/C57_ 5/357_) 1.2 (B/C/S57A, B/C57S, 5/357F, 5/357J, 5/357L, 5/357R)	E7F 708	05.90 - 09.98	1171	B	43 kW	1224	21
CLIO I (B/C57_ 5/357_) 1.2 (B/C/S57A, B/C57S, 5/357F, 5/357J, 5/357L, 5/357R)	E7F 750	05.90 - 09.98	1171	B	43 kW	1224	21
CLIO I (B/C57_ 5/357_) 1.2 (B/C57R, B575, B57A)	E7F 700	01.91 - 06.96	1171	B	40 kW	1224	21
CLIO I (B/C57_ 5/357_) 1.2 (B/C57R, B575, B57A)	E7F 704	01.91 - 06.96	1171	B	40 kW	1224	21
CLIO I (B/C57_ 5/357_) 1.2 (B/C57R, B575, B57A)	E7F 706	01.91 - 06.96	1171	B	40 kW	1224	21
CLIO I (B/C57_ 5/357_) 1.2 (B/C57R, B575, B57A)	E7F 708	01.91 - 06.96	1171	B	40 kW	1224	21
CLIO I (B/C57_ 5/357_) 1.2 (B/C57R, B575, B57A)	E7F 750	01.91 - 06.96	1171	B	40 kW	1224	21
CLIO I (B/C57_ 5/357_) 1.4 (B/C57T, B/C57Y)	E7J 601	01.91 - 09.98	1390	B	58 kW	1224	21
CLIO I (B/C57_ 5/357_) 1.4 (B/C57T, B/C57Y)	E7J 718	01.91 - 09.98	1390	B	58 kW	1224	21
CLIO I (B/C57_ 5/357_) 1.4 (B/C57T, B/C57Y)	E7J 719	01.91 - 09.98	1390	B	58 kW	1224	21
CLIO I (B/C57_ 5/357_) 1.4 (B/C57T, B/C57Y)	E7J 754	01.91 - 09.98	1390	B	58 kW	1224	21
CLIO I (B/C57_ 5/357_) 1.4 (B57J, C57J, B57P)	E6J 718	01.91 - 09.98	1390	B	55 kW	1224	21
CLIO I (B/C57_ 5/357_) 1.4 (B57J, C57J, B57P)	E7J 756	01.91 - 09.98	1390	B	55 kW	1224	21
CLIO I (B/C57_ 5/357_) 1.4 (B57J, C57J, B57P)	E7J 757	01.91 - 09.98	1390	B	55 kW	1224	21
CLIO I (B/C57_ 5/357_) 1.4	E6J 712	05.90 - 02.98	1390	B	57 kW	1224	21
CLIO I (B/C57_ 5/357_) 1.4	E6J 713	05.90 - 02.98	1390	B	57 kW	1224	21
CLIO I (B/C57_ 5/357_) 1.4	E6J 760	05.90 - 02.98	1390	B	57 kW	1224	21
CLIO I (B/C57_ 5/357_) 1.4	E7J 710	05.90 - 09.98	1390	B	59 kW	1224	21
CLIO I (B/C57_ 5/357_) 1.4	E7J 711	05.90 - 09.98	1390	B	59 kW	1224	21
CLIO I (B/C57_ 5/357_) 1.7 (B/C574)	F2N 770	01.91 - 12.93	1721	B	68 kW	1233	73
CLIO I (B/C57_ 5/357_) 1.8 (357A, 357D, 357U, 557A, 557D, 557U, B578, C578)	F3P 755	04.96 - 08.99	1783	B	66 kW	1234	80
CLIO I (B/C57_ 5/357_) 1.8 (B/C57C, B/C57U)	F3P 710	01.91 - 09.98	1794	B	65 kW	1234	80
CLIO I (B/C57_ 5/357_) 1.8 (B/C57C, B/C57U)	F3P 714	01.91 - 09.98	1794	B	65 kW	1234	80
CLIO I (B/C57_ 5/357_) 1.8 (B/C57C, C579, B/C57U)	F3P 710	08.94 - 04.96	1794	B	66 kW	1234	80
CLIO I (B/C57_ 5/357_) 1.8 (B/C57C, C579, B/C57U)	F3P 712	08.94 - 04.96	1794	B	66 kW	1234	80
CLIO I (B/C57_ 5/357_) 1.8 (B/C57C, C579, B/C57U)	F3P 714	08.94 - 04.96	1794	B	66 kW	1234	80
CLIO I (B/C57_ 5/357_) 1.8 16V (C57D)	F7P 722	01.91 - 03.96	1764	B	99 kW	1233	74
CLIO I (B/C57_ 5/357_) 1.8 Rsi (B/C579)	F3P 712	01.93 - 08.95	1794	B	80 kW	1234	80
CLIO I (B/C57_ 5/357_) 1.8 Rsi (B/C57H)	F3P 758	08.95 - 09.98	1794	B	79 kW	1234	80
CLIO I (B/C57_ 5/357_) 1.8	F3P 710	01.91 - 09.98	1794	B	70 kW	1234	80
CLIO I (B/C57_ 5/357_) 1.9 D (B/C/S576, B/C/S57L)	F8Q 730	01.91 - 09.98	1870	D	47 kW	1230	54








CLIO I (B/C57_ 5/357_) 1.9 D (B/C/S576, B/C/S57L)	F8Q 732	01.91 - 09.98	1870	D	47 kW	1231	58
CLIO I (B/C57_ 5/357_) 1.9 D	F8Q 632	10.93 - 09.98	1870	D	48 kW	1229	49
CLIO I (B/C57_ 5/357_) 1.9 D	F8Q 676	10.93 - 09.98	1870	D	48 kW	1229	51
CLIO I (B/C57_ 5/357_) 1.9 D	F8Q 678	01.97 - 09.98	1870	D	40 kW	1230	53
CLIO I (B/C57_ 5/357_) 1.9 D	F8Q 696	10.93 - 09.98	1870	D	48 kW	1229	51
CLIO I (B/C57_ 5/357_) 1.9 D	F8Q 714	10.93 - 09.98	1870	D	48 kW	1230	56
CLIO I (B/C57_ 5/357_) Williams (B/C57M)	F7R 700	01.94 - 09.98	1998	B	108 kW	1235	90
CLIO I (B/C57_ 5/357_) Williams	F7R 700	10.94 - 04.96	1998	B	110 kW	1235	90
CLIO I Kasten/Schrägheck (S57_) 1.1	C1E 700	01.91 - 09.98	1108	B	34 kW	1223	12
CLIO I Kasten/Schrägheck (S57_) 1.2	C3G 720	06.94 - 02.98	1239	B	40 kW	1224	18
CLIO I Kasten/Schrägheck (S57_) 1.2	E5F 710	01.91 - 09.98	1171	B	44 kW	1224	21
CLIO I Kasten/Schrägheck (S57_) 1.2	E7F 706	01.91 - 09.98	1171	B	40 kW	1224	21
CLIO I Kasten/Schrägheck (S57_) 1.2	E7F 750	01.91 - 09.98	1171	B	44 kW	1224	21
CLIO I Kasten/Schrägheck (S57_) 1.9 D	F8Q 730	01.91 - 09.98	1870	D	48 kW	1230	54
CLIO I Kasten/Schrägheck (S57_) 1.9 D	F8Q 732	01.91 - 09.98	1870	D	48 kW	1231	58
CLIO I Kasten/Schrägheck (S57_) 1.9 RND	F8Q 678	04.96 - 02.98	1870	D	40 kW	1230	53
CLIO II (BB_ CB_) 1.0 (CB06, CB2R, BB06, BB2R)	D4D 700	01.01 - 04.05	999	B	52 kW	1222	5
CLIO II (BB_ CB_) 1.0 (CB06, CB2R, BB06, BB2R)	D4D 706	01.01 - 04.05	999	B	52 kW	1222	6
CLIO II (BB_ CB_) 1.0 Campus Flex (CB32, CB3B, CB3V, CB3W, BB32, BB3B, BB3V,...	D4D 754	11.12 - 12.16	999	B/E	59 kW	1222	5
CLIO II (BB_ CB_) 1.0 Flex (CB32, CB3B, CB3V, CB3W, BB32, BB3B, BB3V,...	D4D 754	11.05 - 10.12	999	B/E	57 kW	1222	5
CLIO II (BB_ CB_) 1.2 (BB0A, BB0F, BB10, BB1K, BB28, BB2D, BB2H, CB0A,...	D7F 710	09.98 - 02.10	1149	B	43 kW	1223	8
CLIO II (BB_ CB_) 1.2 (BB0A, BB0F, BB10, BB1K, BB28, BB2D, BB2H, CB0A,...	D7F 720	09.98 - 02.10	1149	B	43 kW	1223	8
CLIO II (BB_ CB_) 1.2 (BB0A, BB0F, BB10, BB1K, BB28, BB2D, BB2H, CB0A,...	D7F 722	09.98 - 02.10	1149	B	43 kW	1223	8
CLIO II (BB_ CB_) 1.2 (BB0A, BB0F, BB10, BB1K, BB28, BB2D, BB2H, CB0A,...	D7F 726	09.98 - 02.10	1149	B	43 kW	1223	8
CLIO II (BB_ CB_) 1.2 (BB0A, BB0F, BB10, BB1K, BB28, BB2D, BB2H, CB0A,...	D7F 744	09.98 - 02.10	1149	B	43 kW	1223	8
CLIO II (BB_ CB_) 1.2 (BB0A, BB0F, BB10, BB1K, BB28, BB2D, BB2H, CB0A,...	D7F 746	09.98 - 02.10	1149	B	43 kW	1223	8
CLIO II (BB_ CB_) 1.2 (BB0A, BB0F, BB10, BB1K, BB28, BB2D, BB2H, CB0A,...	D7F 764	09.98 - 02.10	1149	B	43 kW	1223	8
CLIO II (BB_ CB_) 1.2 (BB0A, BB0F, BB10, BB1K, BB28, BB2D, BB2H, CB0A,...	D7F 766	09.98 - 02.10	1149	B	43 kW	1223	8
CLIO II (BB_ CB_) 1.2 16V (BB05, BB0W, BB11, BB27, BB2T, BB2U, BB2V, CB05,...	D4F 706	06.99 - 08.16	1149	B	55 kW	1222	5
CLIO II (BB_ CB_) 1.2 16V (BB05, BB0W, BB11, BB27, BB2T, BB2U, BB2V, CB05,...	D4F 712	06.99 - 08.16	1149	B	55 kW	1222	5
CLIO II (BB_ CB_) 1.2 16V (BB05, BB0W, BB11, BB27, BB2T, BB2U, BB2V, CB05,...	D4F 714	06.99 - 08.16	1149	B	55 kW	1222	5
CLIO II (BB_ CB_) 1.2 16V (BB05, BB0W, BB11, BB27, BB2T, BB2U, BB2V, CB05,...	D4F 722	06.99 - 08.16	1149	B	55 kW	1222	5
CLIO II (BB_ CB_) 1.2 16V (BB05, BB0W, BB11, BB27, BB2T, BB2U, BB2V, CB05,...	D4F 728	06.99 - 08.16	1149	B	55 kW	1222	5
CLIO II (BB_ CB_) 1.2 LPG (BB0A, CB0A)	D7F 722	03.99 - 05.01	1149	B/G	44 kW	1223	8
CLIO II (BB_ CB_) 1.2 LPG	D7F 764	09.98 - 06.09	1149	B/G	43 kW	1223	8
CLIO II (BB_ CB_) 1.2 LPG	D7F 766	09.98 - 06.09	1149	B/G	43 kW	1223	8
CLIO II (BB_ CB_) 1.4 (B/CB0C, B/CB0S)	E7J 634	03.98 - 07.06	1390	B	55 kW	1224	21
CLIO II (BB_ CB_) 1.4 (B/CB0C, B/CB0S)	E7J 635	03.98 - 07.06	1390	B	55 kW	1224	21
CLIO II (BB_ CB_) 1.4 (B/CB0C, B/CB0S)	E7J 780	03.98 - 07.06	1390	B	55 kW	1224	21
CLIO II (BB_ CB_) 1.4 (B/CB0C, B/CB0S)	K7J 700	03.98 - 07.06	1390	B	55 kW	1224	21
CLIO II (BB_ CB_) 1.4 16V (B/CB0L)	K4J 712	10.99 - 09.04	1390	B	70 kW	1227	35
CLIO II (BB_ CB_) 1.4 16V (B/CB0L)	K4J 713	10.99 - 09.04	1390	B	70 kW	1227	35
CLIO II (BB_ CB_) 1.4 16V (B/CB0P, BB13)	K4J 710	02.00 - 12.12	1390	B	72 kW	1227	35
CLIO II (BB_ CB_) 1.4 16V (B/CB0P, BB13)	K4J 711	02.00 - 12.12	1390	B	72 kW	1227	35
CLIO II (BB_ CB_) 1.4 16V (B/CB0P, BB13)	K4J 712	02.00 - 12.12	1390	B	72 kW	1227	35
CLIO II (BB_ CB_) 1.4 16V (B/CB0P, BB13)	K4J 713	02.00 - 12.12	1390	B	72 kW	1227	35
CLIO II (BB_ CB_) 1.4 16V (B/CB0P, BB13)	K4J 715	02.00 - 12.12	1390	B	72 kW	1227	35
CLIO II (BB_ CB_) 1.5 dCi (B/C2J)	K9K 700	08.04 - 12.12	1461	D	50 kW	1225	24
CLIO II (BB_ CB_) 1.5 dCi (B/C2J)	K9K 714	08.04 - 12.12	1461	D	50 kW	1225	23
CLIO II (BB_ CB_) 1.5 dCi (B/CB03)	K9K 702	06.01 - 10.03	1461	D	59 kW	1225	24
CLIO II (BB_ CB_) 1.5 dCi (B/CB07)	K9K 700	06.01 - 07.09	1461	D	48 kW	1225	24
CLIO II (BB_ CB_) 1.5 dCi (B/CB07)	K9K 704	06.01 - 07.09	1461	D	48 kW	1225	24
CLIO II (BB_ CB_) 1.5 dCi (B/CB08)	K9K 702	06.01 - 10.07	1461	D	60 kW	1225	24
CLIO II (BB_ CB_) 1.5 dCi (B/CB3M)	K9K 740	06.05 - 12.10	1461	D	47 kW	1225	23
CLIO II (BB_ CB_) 1.5 dCi (BB3N, CB3N)	K9K 718	02.07 - 06.09	1461	D	62 kW	1225	23
CLIO II (BB_ CB_) 1.5 dCi	K9K 704	06.01 - 12.06	1461	D	42 kW	1225	24
CLIO II (BB_ CB_) 1.5 dCi	K9K 712	10.03 - 04.05	1461	D	74 kW	1225	24
CLIO II (BB_ CB_) 1.6 (B/CB0D, BB00)	K7M 744	09.98 - 07.06	1598	B	66 kW	1227	40
CLIO II (BB_ CB_) 1.6 (B/CB0D, BB00)	K7M 745	09.98 - 07.06	1598	B	66 kW	1227	40
CLIO II (BB_ CB_) 1.6 (B/CB0D, BB00)	K7M 746	09.98 - 07.06	1598	B	66 kW	1227	40
CLIO II (BB_ CB_) 1.6 (BB01, BB1J)	K4M 740	06.99 - 10.09	1598	B	81 kW	1227	35
CLIO II (BB_ CB_) 1.6 (BB01, BB1J)	K4M 748	06.99 - 10.09	1598	B	81 kW	1227	35

			<b>ccm</b>		<b>kw</b>		<b>1</b> POS
CLIO II (BB_, CB_) 1.6 16V (BB01, BB0H, BB0T, BB14, BB1D, BB1R, BB2KL, BB3G...	K4M 708	09.98 - 06.06	1598	B	79 kW	1227	35
CLIO II (BB_, CB_) 1.6 16V (BB01, BB0H, BB0T, BB14, BB1D, BB1R, BB2KL, BB3G...	K4M 740	09.98 - 06.06	1598	B	79 kW	1227	35
CLIO II (BB_, CB_) 1.6 16V (BB01, BB0H, BB0T, BB14, BB1D, BB1R, BB2KL, BB3G...	K4M 742	09.98 - 06.06	1598	B	79 kW	1227	35
CLIO II (BB_, CB_) 1.6 16V (BB01, BB0H, BB0T, BB14, BB1D, BB1R, BB2KL, BB3G...	K4M 743	09.98 - 06.06	1598	B	79 kW	1227	35
CLIO II (BB_, CB_) 1.6 16V (BB01, BB0H, BB0T, BB14, BB1D, BB1R, BB2KL, BB3G...	K4M 744	09.98 - 06.06	1598	B	79 kW	1227	35
CLIO II (BB_, CB_) 1.6 16V (BB01, BB0H, BB0T, BB14, BB1D, BB1R, BB2KL, BB3G...	K4M 745	09.98 - 06.06	1598	B	79 kW	1227	35
CLIO II (BB_, CB_) 1.6 16V (BB01, BB0H, BB0T, BB14, BB1D, BB1R, BB2KL, BB3G...	K4M 748	09.98 - 06.06	1598	B	79 kW	1227	35
CLIO II (BB_, CB_) 1.6 16V	K4M 708	03.99 - 12.10	1598	B	82 kW	1227	35
CLIO II (BB_, CB_) 1.6 Authentique Hi-Flex (BB26, BB3E, CB26)	K4M 736	11.04 - 02.09	1598	B/E	85 kW	1227	35
CLIO II (BB_, CB_) 1.6 Flex	K4M 740	05.00 - 12.06	1598	B/E	81 kW	1227	35
CLIO II (BB_, CB_) 1.6 Flex	K4M 748	05.00 - 12.06	1598	B/E	81 kW	1227	35
CLIO II (BB_, CB_) 1.6 Hi-Flex (CB0H)	K4M 748	01.05 - 02.10	1598	B/E	86 kW	1227	35
CLIO II (BB_, CB_) 1.6	K7M 746	06.99 - 04.03	1598	B	73 kW	1227	40
CLIO II (BB_, CB_) 1.9 D (B/CB0E, BB0J)	F8Q 630	09.98 - 05.05	1870	D	47 kW	1228	42
CLIO II (BB_, CB_) 1.9 D (B/CB0E, BB0J)	F8Q 632	09.98 - 05.05	1870	D	47 kW	1229	49
CLIO II (BB_, CB_) 1.9 D (B/CB0J)	F8Q 630	06.99 - 11.02	1870	D	48 kW	1228	42
CLIO II (BB_, CB_) 1.9 D (B/CB0J)	F8Q 632	06.99 - 11.02	1870	D	48 kW	1229	49
CLIO II (BB_, CB_) 1.9 dTi (B/CB0U)	F9Q 780	12.99 - 05.05	1870	D	59 kW	1232	67
CLIO II (BB_, CB_) 1.9 dTi (B/CB0U)	F9Q 782	12.99 - 05.05	1870	D	59 kW	1232	67
CLIO II (BB_, CB_) 2.0 16V (CB0M, CB1G)	F4R 730	06.01 - 05.05	1998	B	126 kW	1235	87
CLIO II (BB_, CB_) 2.0 16V (CB0M, CB1G)	F4R 736	06.01 - 05.05	1998	B	126 kW	1235	87
CLIO II (BB_, CB_) 2.0 16V Sport (CB0M)	F4R 730	02.00 - 06.09	1998	B	124 kW	1235	87
CLIO II (BB_, CB_) 2.0 16V Sport (CB0M)	F4R 736	02.00 - 06.09	1998	B	124 kW	1235	87
CLIO II (BB_, CB_) 2.0 16V Sport	F4R 738	01.04 - 12.06	1998	B	132 kW	1235	87
CLIO II (BB_, CB_) 3.0 V6 Sport (CB1A)	L7X 760	11.00 - 05.05	2946	B	166 kW	1238	109
CLIO II (BB_, CB_) 3.0 V6 Sport (CB1H, CB1U, CB2S)	L7X 762	12.02 - 04.05	2946	B	187 kW	1238	109
CLIO II Kasten/Schrägheck (SB0/1/2_) 1.2 (SB0A, SB0F, SB10)	D7F 722	03.99 - 10.03	1149	B	44 kW	1223	8
CLIO II Kasten/Schrägheck (SB0/1/2_) 1.2 (SB0A, SB0F, SB10)	D7F 726	03.99 - 10.03	1149	B	44 kW	1223	8
CLIO II Kasten/Schrägheck (SB0/1/2_) 1.2 (SB0A, SB0F, SB10)	D7F 746	03.99 - 10.03	1149	B	44 kW	1223	8
CLIO II Kasten/Schrägheck (SB0/1/2_) 1.2 (SB0A, SB0F, SB1K, SB2D)	D7F 720	09.98	1149	B	43 kW	1223	8
CLIO II Kasten/Schrägheck (SB0/1/2_) 1.2 (SB0A, SB0F, SB1K, SB2D)	D7F 726	09.98	1149	B	43 kW	1223	8
CLIO II Kasten/Schrägheck (SB0/1/2_) 1.2 (SB0A, SB0F, SB1K, SB2D)	D7F 746	09.98	1149	B	43 kW	1223	8
CLIO II Kasten/Schrägheck (SB0/1/2_) 1.5 dCi (SB07)	K9K 700	06.01	1461	D	48 kW	1225	24
CLIO II Kasten/Schrägheck (SB0/1/2_) 1.5 dCi (SB07)	K9K 704	06.01	1461	D	48 kW	1225	24
CLIO II Kasten/Schrägheck (SB0/1/2_) 1.5 dCi (SB3M)	K9K 740	06.05 - 12.10	1461	D	47 kW	1225	23
CLIO II Kasten/Schrägheck (SB0/1/2_) 1.5 dCi	K9K 702	11.03	1461	D	60 kW	1225	24
CLIO II Kasten/Schrägheck (SB0/1/2_) 1.5 dCi	K9K 702	06.01 - 10.04	1461	D	59 kW	1225	24
CLIO II Kasten/Schrägheck (SB0/1/2_) 1.5 dCi	K9K 710	11.03	1461	D	60 kW	1225	24
CLIO II Kasten/Schrägheck (SB0/1/2_) 1.5 dCi	K9K 714	04.04	1461	D	50 kW	1225	23
CLIO II Kasten/Schrägheck (SB0/1/2_) 1.5 dCi	K9K 716	11.03	1461	D	60 kW	1225	23
CLIO II Kasten/Schrägheck (SB0/1/2_) 1.6 (SB0H)	K4M 746	11.03	1598	B	79 kW	1227	35
CLIO II Kasten/Schrägheck (SB0/1/2_) 1.9 D (SB0E)	F8Q 630	09.98	1870	D	47 kW	1228	42
CLIO II Kasten/Schrägheck (SB0/1/2_) 1.9 D (SB0J)	F8Q 632	02.00 - 05.01	1870	D	48 kW	1229	49
CLIO II Kasten/Schrägheck (SB0/1/2_) 1.9 D (SB0R)	F8Q 662	03.99 - 01.00	1870	D	40 kW	1229	52
CLIO II Kasten/Schrägheck (SB0/1/2_) 1.9 D Ti (SB0U)	F9Q 780	02.00 - 05.01	1870	D	59 kW	1232	67
CLIO III (BR0/1, CR0/1) 1.2 (BR01, BR03, BR0E, CR0E)	D4F 764	10.05 - 12.12	1149	B	57 kW	1222	6
CLIO III (BR0/1, CR0/1) 1.2 16V (BR02, BR0J, BR11, CR02, CR0J, CR11)	D4F 706	06.05 - 12.14	1149	B	55 kW	1222	5
CLIO III (BR0/1, CR0/1) 1.2 16V (BR02, BR0J, BR11, CR02, CR0J, CR11)	D4F 740	06.05 - 12.14	1149	B	55 kW	1222	6
CLIO III (BR0/1, CR0/1) 1.2 16V (BR02, BR0J, BR11, CR02, CR0J, CR11)	D4F 764	06.05 - 12.14	1149	B	55 kW	1222	6
CLIO III (BR0/1, CR0/1) 1.2 16V (BR0P, CR0P)	D4F 784	05.07 - 12.14	1149	B	74 kW	1222	6
CLIO III (BR0/1, CR0/1) 1.2 16V (BR0R, BR1D, BR1L, CR0R)	D4F 740	06.05 - 12.14	1149	B	48 kW	1222	6
CLIO III (BR0/1, CR0/1) 1.2 16V Hi-Flex (BR1U, CR1U)	D4F 740	07.08 - 12.14	1149	B/G	55 kW	1222	6
CLIO III (BR0/1, CR0/1) 1.2 16V Hi-Flex (BR1U, CR1U)	D4F 742	07.08 - 12.14	1149	B/G	55 kW	1222	6
CLIO III (BR0/1, CR0/1) 1.2 16V	D4F 764	06.05 - 12.14	1149	B	58 kW	1222	6
CLIO III (BR0/1, CR0/1) 1.2 16V	D4F 764	06.06 - 08.10	1149	B	43 kW	1222	6
CLIO III (BR0/1, CR0/1) 1.2 16V	D4F 786	09.10 - 12.14	1149	B	76 kW	1222	6
CLIO III (BR0/1, CR0/1) 1.2 Ethanol (CR1U, BR1U)	D4F 712	07.08 - 12.12	1149	B/E	55 kW	1222	5
CLIO III (BR0/1, CR0/1) 1.2 Ethanol (CR1U, BR1U)	D4F 742	07.08 - 12.12	1149	B/E	55 kW	1222	6
CLIO III (BR0/1, CR0/1) 1.4 16V	K4J 780	06.05 - 12.12	1390	B	72 kW	1227	35
CLIO III (BR0/1, CR0/1) 1.5 dCi (BR0H, CR0H, CR1S, BR1S)	K9K 764	06.05 - 12.14	1461	D	78 kW	1225	23
CLIO III (BR0/1, CR0/1) 1.5 dCi (BR0H, CR0H, CR1S, BR1S)	K9K 774	06.05 - 12.14	1461	D	78 kW	1225	23
CLIO III (BR0/1, CR0/1) 1.5 dCi (BR17, CR17)	K9K 766	06.05 - 12.12	1461	D	63 kW	1225	23









CLIO III (BR0/1, CR0/1) 1.5 dCi (BR1C, CR1C)	K9K 772	06.05 - 12.12	1461	D	76 kW	1225	23
CLIO III (BR0/1, CR0/1) 1.5 dCi (C/BR0G, C/BR1G)	K9K 714	06.05 - 12.12	1461	D	50 kW	1225	23
CLIO III (BR0/1, CR0/1) 1.5 dCi (C/BR0G, C/BR1G)	K9K 768	06.05 - 12.12	1461	D	50 kW	1225	23
CLIO III (BR0/1, CR0/1) 1.5 dCi	K9K 750	11.07 - 12.12	1461	D	60 kW	1225	24
CLIO III (BR0/1, CR0/1) 1.5 dCi	K9K 752	06.05 - 12.12	1461	D	47 kW	1225	24
CLIO III (BR0/1, CR0/1) 1.5 dCi	K9K 752	05.05 - 07.10	1461	D	48 kW	1225	24
CLIO III (BR0/1, CR0/1) 1.5 dCi	K9K 766	08.10 - 12.14	1461	D	65 kW	1225	23
CLIO III (BR0/1, CR0/1) 1.5 dCi	K9K 770	08.10 - 12.14	1461	D	55 kW	1225	23
CLIO III (BR0/1, CR0/1) 1.5 dCi	K9K 770	08.10 - 12.14	1461	D	65 kW	1225	23
CLIO III (BR0/1, CR0/1) 1.6 16V (BR05, BR0B, BR0Y, BR15, BR1J, BR1M, BR1Y, CR0B,...)	K4M 800	06.05 - 12.14	1598	B	82 kW	1227	35
CLIO III (BR0/1, CR0/1) 1.6 16V (BR05, BR0B, BR0Y, BR15, BR1J, BR1M, BR1Y, CR0B,...)	K4M 801	06.05 - 12.14	1598	B	82 kW	1227	35
CLIO III (BR0/1, CR0/1) 1.6 16V (BR09, BR0T, CR09, CR0T)	K4M 804	06.05 - 10.07	1598	B	65 kW	1227	35
CLIO III (BR0/1, CR0/1) 1.6 16V GT (BR10, CR10)	K4M 862	11.07 - 12.14	1598	B	94 kW	1227	35
CLIO III (BR0/1, CR0/1) 2.0 16V (BR0C, BR0K, CR0C, CR0K)	M4R 700	09.05 - 12.14	1997	B	102 kW	1236	96
CLIO III (BR0/1, CR0/1) 2.0 16V (BR0C, BR0K, CR0C, CR0K)	M4R 701	09.05 - 12.14	1997	B	102 kW	1236	96
CLIO III (BR0/1, CR0/1) 2.0 16V Sport (CR0N, CR1P)	F4R 830	02.06 - 12.12	1998	B	145 kW	1235	87
CLIO III (BR0/1, CR0/1) 2.0 16V Sport (CR0N, CR1P)	F4R 832	02.06 - 12.12	1998	B	145 kW	1235	88
CLIO III (BR0/1, CR0/1) 2.0 16V Sport	F4R 830	09.08 - 12.14	1998	B	148 kW	1235	87
CLIO III (BR0/1, CR0/1) 2.0 16V Sport	F4R 832	09.08 - 12.14	1998	B	148 kW	1235	88
CLIO III Grandtour (KR0/1_) 1.2 16V (KR02, KR0J)	D4F 740	02.08 - 12.14	1149	B	55 kW	1222	6
CLIO III Grandtour (KR0/1_) 1.2 16V (KR0E)	D4F 764	11.07 - 12.14	1149	B	58 kW	1222	6
CLIO III Grandtour (KR0/1_) 1.2 16V (KR0P)	D4F 784	11.07 - 12.12	1149	B	74 kW	1222	6
CLIO III Grandtour (KR0/1_) 1.2 16V Hi-Flex (KR0S)	D4F 740	07.08 - 12.14	1149	B/E	55 kW	1222	6
CLIO III Grandtour (KR0/1_) 1.2 16V Hi-Flex (KR1U)	D4F 742	11.07 - 12.12	1149	B/E	58 kW	1222	6
CLIO III Grandtour (KR0/1_) 1.2 16V	D4F 786	03.10 - 12.12	1149	B	76 kW	1222	6
CLIO III Grandtour (KR0/1_) 1.4 16V	K4J 780	11.07 - 12.12	1390	B	72 kW	1227	35
CLIO III Grandtour (KR0/1_) 1.5 dCi (KR0F)	K9K 766	11.07 - 12.12	1461	D	63 kW	1225	23
CLIO III Grandtour (KR0/1_) 1.5 dCi (KR0G)	K9K 714	11.07 - 12.12	1461	D	50 kW	1225	23
CLIO III Grandtour (KR0/1_) 1.5 dCi (KR0G)	K9K 768	11.07 - 12.12	1461	D	50 kW	1225	23
CLIO III Grandtour (KR0/1_) 1.5 dCi (KR0H, KR1S)	K9K 764	02.08 - 12.12	1461	D	78 kW	1225	23
CLIO III Grandtour (KR0/1_) 1.5 dCi (KR0H, KR1S)	K9K 774	02.08 - 12.12	1461	D	78 kW	1225	23
CLIO III Grandtour (KR0/1_) 1.5 dCi (KR1C, KR1N)	K9K 772	11.07 - 12.12	1461	D	76 kW	1225	23
CLIO III Grandtour (KR0/1_) 1.5 dCi	K9K 752	11.07 - 12.12	1461	D	48 kW	1225	24
CLIO III Grandtour (KR0/1_) 1.5 dCi	K9K 770	08.10 - 12.12	1461	D	55 kW	1225	23
CLIO III Grandtour (KR0/1_) 1.5 dCi	K9K 770	08.10 - 12.12	1461	D	65 kW	1225	23
CLIO III Grandtour (KR0/1_) 1.5 dCi	K9K 772	08.10 - 12.12	1461	D	65 kW	1225	23
CLIO III Grandtour (KR0/1_) 1.6 16V (KR0B)	K4M 800	11.07 - 12.12	1598	B	82 kW	1227	35
CLIO III Grandtour (KR0/1_) 1.6 16V (KR0B)	K4M 801	11.07 - 12.12	1598	B	82 kW	1227	35
CLIO III Grandtour (KR0/1_) 1.6 16V (KR10)	K4M 862	11.07 - 12.12	1598	B	94 kW	1227	35
CLIO III Grandtour (KR0/1_) 1.6 16V	K4M 804	11.07 - 12.12	1598	B	80 kW	1227	35
CLIO III Kasten/Schrägheck (SB_, SR_) 1.2 (SR0J)	D4F 740	11.05 - 12.14	1149	B	55 kW	1222	6
CLIO III Kasten/Schrägheck (SB_, SR_) 1.2 (SR0P)	D4F 784	11.07 - 12.11	1149	B	74 kW	1222	6
CLIO III Kasten/Schrägheck (SB_, SR_) 1.2 Hi-Flex (SR1U)	D4F 742	11.07 - 12.09	1149	B/E	58 kW	1222	6
CLIO III Kasten/Schrägheck (SB_, SR_) 1.5 dCi (SR1H)	K9K 770	08.10 - 12.14	1461	D	65 kW	1225	23
CLIO III Kasten/Schrägheck (SB_, SR_) 1.5 dCi	K9K 764	10.05 - 10.07	1461	D	78 kW	1225	23
CLIO III Kasten/Schrägheck (SB_, SR_) 1.5 dCi	K9K 766	06.05 - 07.10	1461	D	63 kW	1225	23
CLIO III Kasten/Schrägheck (SB_, SR_) 1.5 dCi	K9K 768	10.05 - 07.10	1461	D	50 kW	1225	23
CLIO III Kasten/Schrägheck (SB_, SR_) 1.5 dCi	K9K 770	08.10 - 12.14	1461	D	55 kW	1225	23
CLIO III Kasten/Schrägheck (SB_, SR_) 1.5 dCi	K9K 772	10.05 - 10.07	1461	D	78 kW	1225	23
CLIO IV (BH_) 0.9 TCe 75 (BHNP)	H4B 408	05.18	898	B	56 kW	1223	14
CLIO IV (BH_) 0.9 TCe 90 LPG	H4B 400	06.16	898	B/G	66 kW	1223	14
CLIO IV (BH_) 0.9 TCe 90 LPG	H4B 410	06.16	898	B/G	66 kW	1224	15
CLIO IV (BH_) 0.9 TCe 90	H4B 400	11.12	898	B	66 kW	1223	14
CLIO IV (BH_) 0.9 TCe 90	H4B 408	11.12	898	B	66 kW	1223	14
CLIO IV (BH_) 1.2 16V (BHA1, BHAK, BHMJ, BHMK)	D4F 740	06.15	1149	B	55 kW	1222	6
CLIO IV (BH_) 1.2 16V	D4F 728	11.12	1149	B	54 kW	1222	5
CLIO IV (BH_) 1.2 16V	D4F 740	11.12	1149	B	54 kW	1222	6
CLIO IV (BH_) 1.2 LPG (BHMJ)	D4F 744	01.14	1149	B/G	53 kW	1222	6
CLIO IV (BH_) 1.2 LPG 16V	D4F 740	11.12 - 06.15	1149	B/G	54 kW	1222	6
CLIO IV (BH_) 1.2 TCe 120 (BHAU)	H5F 408	01.16	1197	B	87 kW	1223	14
CLIO IV (BH_) 1.2 TCe 120 (BHAU)	H5F 412	01.16	1197	B	87 kW	1223	14
CLIO IV (BH_) 1.2 TCe 120 (BHMO)	H5F 403	03.13	1197	B	88 kW	1223	14



			<b>ccm</b>		<b>kw</b>		<b>1 POS</b>
CLIO IV (BH_) 1.5 dCi (BHM6)	K9K 838	11.12	1461	D	62 kW	1225	23
CLIO IV (BH_) 1.5 dCi (BHMW)	K9K 830	11.12	1461	D	63 kW	1225	23
CLIO IV (BH_) 1.5 dCi 110	K9K 646	06.16	1461	D	81 kW	1225	23
CLIO IV (BH_) 1.5 dCi 75	K9K 612	11.12	1461	D	55 kW	1225	23
CLIO IV (BH_) 1.5 dCi 75	K9K 628	11.12	1461	D	55 kW	1225	23
CLIO IV (BH_) 1.5 dCi 90	K9K 608	11.12	1461	D	66 kW	1225	23
CLIO IV (BH_) 1.5 dCi 90	K9K 628	11.12	1461	D	66 kW	1225	23
CLIO IV (BH_) 1.5 dCi 90	K9K 638	11.12	1461	D	66 kW	1226	30
CLIO IV Grandtour (KH_) 0.9 TCe 75 (KHNP)	H4B 408	08.18	898	B	56 kW	1223	14
CLIO IV Grandtour (KH_) 0.9 TCe 90	H4B 400	01.13	898	B	66 kW	1223	14
CLIO IV Grandtour (KH_) 0.9 TCe 90	H4B 408	01.13	898	B	66 kW	1223	14
CLIO IV Grandtour (KH_) 1.2 16V	D4F 740	01.13	1149	B	54 kW	1222	6
CLIO IV Grandtour (KH_) 1.2 TCe 120 (KHAU)	H5F 408	01.16	1197	B	87 kW	1223	14
CLIO IV Grandtour (KH_) 1.2 TCe 120 (KHAU)	H5F 412	01.16	1197	B	87 kW	1223	14
CLIO IV Grandtour (KH_) 1.2 TCe 120 (KHM0)	H5F 403	03.13	1197	B	88 kW	1223	14
CLIO IV Grandtour (KH_) 1.5 dCi 110	K9K 646	06.16	1461	D	81 kW	1225	23
CLIO IV Grandtour (KH_) 1.5 dCi 75	K9K 612	01.13	1461	D	55 kW	1225	23
CLIO IV Grandtour (KH_) 1.5 dCi 75	K9K 628	01.13	1461	D	55 kW	1225	23
CLIO IV Grandtour (KH_) 1.5 dCi 90 (KHN3, KHN4)	K9K 608	11.12	1461	D	66 kW	1225	23
CLIO IV Grandtour (KH_) 1.5 dCi 90 (KHN3, KHN4)	K9K 628	11.12	1461	D	66 kW	1225	23
CLIO IV Grandtour (KH_) 1.5 dCi 90 (KHN3, KHN4)	K9K 629	11.12	1461	D	66 kW	1225	23
CLIO IV Grandtour (KH_) 1.5 dCi 90 (KHN3, KHN4)	K9K 638	11.12	1461	D	66 kW	1226	30
CLIO IV Kasten/Kombi (KH_) 0.9 TCe 90	H4B 400	01.14	898	B	66 kW	1223	14
CLIO IV Kasten/Kombi (KH_) 1.5 dCi 75	K9K 612	01.14	1461	D	55 kW	1225	23
CLIO IV Kasten/Kombi (KH_) 1.5 dCi 90	K9K 608	01.14	1461	D	66 kW	1225	23
CLIO IV Kasten/Schrägheck (BH_) 0.9 TCe 90 LPG (BHM1)	H4B 410	08.15	898	B/G	66 kW	1224	15
CLIO IV Kasten/Schrägheck (BH_) 0.9 TCe 90	H4B 400	01.14	898	B	66 kW	1223	14
CLIO IV Kasten/Schrägheck (BH_) 0.9 TCe 90	H4B 408	01.14	898	B	66 kW	1223	14
CLIO IV Kasten/Schrägheck (BH_) 1.2 16V (BHMK)	D4F 740	01.14	1149	B	54 kW	1222	6
CLIO IV Kasten/Schrägheck (BH_) 1.2 16V LPG (BHMG)	D4F 744	01.14	1149	B/G	53 kW	1222	6
CLIO IV Kasten/Schrägheck (BH_) 1.2 16V	D4F 722	01.14	1149	B	55 kW	1222	5
CLIO IV Kasten/Schrägheck (BH_) 1.5 dCi 75	K9K 612	01.14	1461	D	55 kW	1225	23
CLIO IV Kasten/Schrägheck (BH_) 1.5 dCi 90 (BHAJ)	K9K 608	01.14	1461	D	66 kW	1225	23
CLIO IV Kasten/Schrägheck (BH_) 1.5 dCi 90 (BHAJ)	K9K 628	01.14	1461	D	66 kW	1225	23
CLIO IV Kasten/Schrägheck (BH_) 1.5 dCi 90 (BHAJ)	K9K 629	01.14	1461	D	66 kW	1225	23
CLIO V (B7_) 1.5 Blue dCi 100 (B7AD)	K9K 872	11.21	1461	D	74 kW	1225	23
CLIO V (B7_) 1.5 Blue dCi 100 (B7AD)	K9K 876	11.21	1461	D	74 kW	1226	30
CLIO V (B7_) 1.5 Blue dCi 115 (B7AD)	K9K 854	06.19	1461	D	85 kW	1226	30
CLIO V (B7_) 1.5 Blue dCi 115 (B7AD)	K9K 862	06.19	1461	D	85 kW	1226	30
CLIO V (B7_) 1.5 Blue dCi 115 (B7AD)	K9K 872	06.19	1461	D	85 kW	1225	23
CLIO V (B7_) 1.5 Blue dCi 85 (B7AG)	K9K 854	06.19	1461	D	63 kW	1226	30
CLIO V (B7_) 1.5 Blue dCi 85 (B7AG)	K9K 872	06.19	1461	D	63 kW	1225	23
DOKKER 1.5 dCi	K9K 612	12.13	1461	D	66 kW	1225	23
DOKKER 1.6	K7M 812	12.13	1598	B	62 kW	1227	36
DOKKER 1.6	K7M 812	12.13	1598	B	63 kW	1227	36
DUSTER (HM_) 1.5 dCi 110 (HMAB)	K9K 656	07.19	1461	D	80 kW	1225	23
DUSTER (HM_) 1.5 dCi 110 (HMAB)	K9K 658	07.19	1461	D	80 kW	1225	23
DUSTER (HM_) 1.5 dCi 110 (HMAB)	K9K 667	07.19	1461	D	80 kW	1225	23
DUSTER (HM_) 1.5 dCi 110 (HMAB)	K9K 678	07.19	1461	D	80 kW	1226	30
DUSTER (HM_) 1.5 dCi 110 (HMAB)	K9K 858	07.19	1461	D	80 kW	1225	23
DUSTER (HM_) 1.5 dCi 110 4x4 (HMAB)	K9K 658	07.19	1461	D	80 kW	1225	23
DUSTER (HM_) 1.5 dCi 110 4x4 (HMAB)	K9K 858	07.19	1461	D	80 kW	1225	23
DUSTER (HM_) 1.5 dCi 90 (HMAA)	K9K 656	07.19	1461	D	66 kW	1225	23
DUSTER (HM_) 2.0 4x4 (HMMS)	F4R 410	11.21	1998	B	105 kW	1235	85
DUSTER (HS_) 1.5 dCi (HSAE, HSAD, HSAF, HSJ7, HSMC, HSMD)	K9K 856	09.13 - 01.18	1461	D	80 kW	1225	23
DUSTER (HS_) 1.5 dCi (HSAE, HSAD, HSAF, HSJ7, HSMC, HSMD)	K9K 858	09.13 - 01.18	1461	D	80 kW	1225	23
DUSTER (HS_) 1.5 dCi (HSAE, HSAD, HSAF, HSJ7, HSMC, HSMD)	K9K 898	09.13 - 01.18	1461	D	80 kW	1225	23
DUSTER (HS_) 1.5 dCi 4x4 (HSMC)	K9K 896	09.14	1461	D	81 kW	1225	23
DUSTER (HS_) 1.5 dCi 4x4 (HSMD)	K9K 856	09.13 - 01.18	1461	D	80 kW	1225	23
DUSTER (HS_) 1.5 dCi 4x4 (HSMD)	K9K 858	09.13 - 01.18	1461	D	80 kW	1225	23
DUSTER (HS_) 1.5 dCi 4x4	K9K 884	06.11	1461	D	66 kW	1225	23
DUSTER (HS_) 1.5 dCi	K9K 796	02.12	1461	D	63 kW	1225	23








DUSTER (HS_) 1.5 dCi	K9K 896	02.12	1461	D	81 kW	1225	23
DUSTER (HS_) 1.6 16V (HSAT)	K4M 616	02.12	1598	B	75 kW	1226	34
DUSTER (HS_) 1.6 16V (HSAT)	K4M 616	06.11 - 01.18	1598	B	77 kW	1226	34
DUSTER (HS_) 1.6 16V 4x4 (HSA5, HSA9, HSMR, HSA8)	K4M 490	06.11 - 01.18	1598	B	77 kW	1227	38
DUSTER (HS_) 1.6 16V 4x4 (HSA5, HSA9, HSMR, HSA8)	K4M 606	06.11 - 01.18	1598	B	77 kW	1226	34
DUSTER (HS_) 1.6 16V 4x4 (HSA5, HSA9, HSMR, HSA8)	K4M 616	06.11 - 01.18	1598	B	77 kW	1226	34
DUSTER (HS_) 1.6 16V 4x4 (HSA5, HSA9, HSMR, HSA8)	K4M 646	06.11 - 01.18	1598	B	77 kW	1227	38
DUSTER (HS_) 1.6 16V 4x4 (HSA5, HSA9, HSMR, HSA8)	K4M 690	06.11 - 01.18	1598	B	77 kW	1226	34
DUSTER (HS_) 1.6 16V 4x4	K4M 490	06.11 - 05.15	1598	B	75 kW	1227	38
DUSTER (HS_) 1.6 16V 4x4	K4M 606	06.11 - 05.15	1598	B	75 kW	1226	34
DUSTER (HS_) 1.6 16V 4x4	K4M 616	06.11 - 05.15	1598	B	75 kW	1226	34
DUSTER (HS_) 1.6 16V 4x4	K4M 646	06.11 - 05.15	1598	B	75 kW	1227	38
DUSTER (HS_) 1.6 16V 4x4	K4M 690	06.15	1598	B	84 kW	1226	34
DUSTER (HS_) 1.6 16V 4x4	K4M 690	06.11 - 05.15	1598	B	75 kW	1226	34
DUSTER (HS_) 1.6 16V	K4M 690	01.11	1598	B	81 kW	1226	34
DUSTER (HS_) 1.6 16V	K4M 690	06.15	1598	B	84 kW	1226	34
DUSTER (HS_) 1.6 16V	K4M 718	02.12	1598	B	76 kW	1227	37
DUSTER (HS_) 1.6 Hi-Flex (HSAP, HSMF)	K4M 694	10.11 - 12.16	1598	B/E	85 kW	1226	34
DUSTER (HS_) 2.0 (HSAB)	F4R 410	09.13 - 01.18	1998	B	107 kW	1235	85
DUSTER (HS_) 2.0 4x4 (HSAB, HSA3, HSAJ, HSMS)	F4R 400	01.11	1998	B	101 kW	1235	84
DUSTER (HS_) 2.0 4x4 (HSAB, HSA3, HSAJ, HSMS)	F4R 402	01.11	1998	B	101 kW	1235	84
DUSTER (HS_) 2.0 4x4 (HSAB, HSA3, HSAJ, HSMS)	F4R 410	01.11	1998	B	101 kW	1235	85
DUSTER (HS_) 2.0 4x4	F4R 400	02.12	1998	B	99 kW	1235	84
DUSTER (HS_) 2.0 4x4	F4R 402	02.12	1998	B	99 kW	1235	84
DUSTER (HS_) 2.0 4x4	F4R 402	10.11	1998	B	105 kW	1235	84
DUSTER (HS_) 2.0 4x4	F4R 403	10.11	1998	B	105 kW	1235	84
DUSTER (HS_) 2.0 4x4	F4R 410	02.12	1998	B	99 kW	1235	85
DUSTER (HS_) 2.0 Flex (HSML, HSJJ)	F4R 405	01.16 - 03.20	1998	B/E	109 kW	1235	84
DUSTER (HS_) 2.0 Flex (HSML, HSJJ)	F4R 418	01.16 - 03.20	1998	B/E	109 kW	1235	86
DUSTER (HS_) 2.0 Flex (HSML, HSJJ)	F4R 420	01.16 - 03.20	1998	B/E	109 kW	1235	86
DUSTER (HS_) 2.0 Flex 4x4 (HSAR, HSJJ)	F4R 408	01.16 - 12.20	1998	B/E	109 kW	1235	84
DUSTER (HS_) 2.0 Flex 4x4 (HSAR, HSJJ)	F4R 420	01.16 - 12.20	1998	B/E	109 kW	1235	86
DUSTER (HS_) 2.0 Hi-Flex (HSA4, HSML)	F4R 404	01.11 - 12.15	1998	B/E	104 kW	1235	84
DUSTER (HS_) 2.0 Hi-Flex (HSA4, HSML)	F4R 405	01.11 - 12.15	1998	B/E	104 kW	1235	84
DUSTER (HS_) 2.0 Hi-Flex (HSA4, HSML)	F4R 416	01.11 - 12.15	1998	B/E	104 kW	1235	84
DUSTER (HS_) 2.0 Hi-Flex 4x4 (HSAR, HSA4)	F4R 408	01.11 - 12.15	1998	B/E	104 kW	1235	84
DUSTER (HS_) 2.0 Hi-Flex 4x4 (HSAR, HSA4)	F4R 414	01.11 - 12.15	1998	B/E	104 kW	1235	86
DUSTER (HS_) 2.0	F4R 402	01.11	1998	B	101 kW	1235	84
DUSTER (HS_) 2.0	F4R 402	01.11	1998	B	101 kW	1235	84
DUSTER (HS_) 2.0	F4R 402	10.11	1998	B	105 kW	1235	84
DUSTER (HS_) 2.0	F4R 403	02.12	1998	B	98 kW	1235	84
DUSTER (HS_) 2.0	F4R 403	10.11	1998	B	105 kW	1235	84
DUSTER (HS_) 2.0	F4R 404	01.11	1998	B	101 kW	1235	84
DUSTER (HS_) 2.0	F4R 405	02.12	1998	B	98 kW	1235	84
ESPACE I (J11_) 2.0 (J/S112)	J6R 234	07.84 - 12.90	1995	B	80 kW	1238	111
ESPACE I (J11_) 2.0 (J/S112)	J6R 236	07.84 - 12.90	1995	B	80 kW	1238	111
ESPACE I (J11_) 2.0 (J/S112)	J6R 734	01.88 - 12.90	1995	B	74 kW	1238	111
ESPACE I (J11_) 2.0 i (J116)	J7R 760	01.89 - 12.90	1995	B	87 kW	1238	111
ESPACE I (J11_) 2.0 i Quadra (J116)	J7R 760	03.88 - 12.92	1995	B	87 kW	1238	111
ESPACE I (J11_) 2.1 TD (J/S115)	J8S 240	10.84 - 12.90	2068	D	65 kW	1238	106
ESPACE I (J11_) 2.1 TD (J/S115)	J8S 774	10.84 - 12.90	2068	D	65 kW	1238	106
ESPACE I (J11_) 2.1 TD (J/S115)	J8S 776	10.84 - 12.90	2068	D	65 kW	1238	106
ESPACE I (J11_) 2.2 (J117)	J7T 770	07.86 - 12.90	2165	B	79 kW	1238	111
ESPACE I (J11_) 2.2 Quadra (J117)	J7T 770	01.88 - 12.90	2165	B	79 kW	1238	111
ESPACE I (J11_) 2.2 Quadra	J7T 770	06.87 - 12.87	2165	B	81 kW	1238	111
ESPACE II (J/S63_) 2.0 (J636)	J7R 768	01.91 - 10.96	1995	B	76 kW	1238	111
ESPACE II (J/S63_) 2.1 RTD Quadra	J8S 772	01.91 - 05.92	2068	D	65 kW	1238	106
ESPACE II (J/S63_) 2.1 TD (J633, J634, J/S635, J/S63D)	J8S 610	01.91 - 10.97	2068	D	65 kW	1238	106
ESPACE II (J/S63_) 2.1 TD (J633, J634, J/S635, J/S63D)	J8S 772	01.91 - 10.97	2068	D	65 kW	1238	106
ESPACE II (J/S63_) 2.1 TD (J633, J634, J/S635, J/S63D)	J8S 776	01.91 - 10.97	2068	D	65 kW	1238	106
ESPACE II (J/S63_) 2.1 TD (J633, J634, J/S635, J/S63D)	J8S 778	01.91 - 10.97	2068	D	65 kW	1238	106
ESPACE II (J/S63_) 2.1 TD (J636)	J8S 612	11.94 - 10.96	2068	D	66 kW	1238	106

	 ENGINE	 00000	ccm		kW		 1 POS
ESPACE II (J/S63_) 2.2 (J/S637, J63G)	J7T 772	01.91 - 10.97	2165	B	79 kW	1238	111
ESPACE II (J/S63_) 2.2 (J/S637, J63G)	J7T 773	01.91 - 10.97	2165	B	79 kW	1238	111
ESPACE II (J/S63_) 2.2 (J/S637, J63G)	J7T 776	01.91 - 10.97	2165	B	79 kW	1238	111
ESPACE II (J/S63_) 2.2 4x4 (J/S637, J63G)	J7T 772	03.91 - 12.96	2165	B	79 kW	1238	111
ESPACE II (J/S63_) 2.2 4x4 (J/S637, J63G)	J7T 773	03.91 - 12.96	2165	B	79 kW	1238	111
ESPACE II (J/S63_) 2.8 V6 (J638, J63J)	Z7W 712	01.91 - 10.96	2849	B	110 kW	1239	115
ESPACE II (J/S63_) 2.8 V6 (J638, J63J)	Z7W 713	01.91 - 10.96	2849	B	110 kW	1239	115
ESPACE II (J/S63_) 2.8 V6 (J638, J63J)	Z7W 717	01.91 - 10.96	2849	B	110 kW	1239	115
ESPACE II VAN (J/S63_) 2.1 TD (S635, S63D)	J8S 610	06.92 - 10.96	2068	D	65 kW	1238	106
ESPACE II VAN (J/S63_) 2.1 TD (S635, S63D)	J8S 772	06.92 - 10.96	2068	D	65 kW	1238	106
ESPACE II VAN (J/S63_) 2.2 (S637)	J7T 772	06.92 - 10.96	2165	B	79 kW	1238	111
ESPACE III (JE0_) 1.9 dTi (JE0M)	F9Q 722	02.99 - 10.02	1870	D	72 kW	1232	67
ESPACE III (JE0_) 2.0 (JE0A)	F3R 728	11.96 - 10.00	1998	B	84 kW	1234	81
ESPACE III (JE0_) 2.0 (JE0A)	F3R 729	11.96 - 10.00	1998	B	84 kW	1234	81
ESPACE III (JE0_) 2.0 (JE0A)	F3R 742	11.96 - 10.00	1998	B	84 kW	1234	80
ESPACE III (JE0_) 2.0 (JE0A)	F3R 768	11.96 - 10.00	1998	B	84 kW	1234	82
ESPACE III (JE0_) 2.0 (JE0A)	F3R 769	11.96 - 10.00	1998	B	84 kW	1234	80
ESPACE III (JE0_) 2.0 16V (JE0N, JE0L, JE02)	F4R 700	10.98 - 10.02	1998	B	103 kW	1235	87
ESPACE III (JE0_) 2.0 16V (JE0N, JE0L, JE02)	F4R 701	10.98 - 10.02	1998	B	103 kW	1235	87
ESPACE III (JE0_) 2.0	F4R 700	09.01 - 10.02	1998	B	102 kW	1235	87
ESPACE III (JE0_) 2.0	F4R 701	09.01 - 10.02	1998	B	102 kW	1235	87
ESPACE III (JE0_) 2.2 12V TD (JE0E, JE0H, JE0P)	G8T 714	11.96 - 10.00	2188	D	83 kW	1238	107
ESPACE III (JE0_) 2.2 12V TD (JE0E, JE0H, JE0P)	G8T 716	11.96 - 10.00	2188	D	83 kW	1238	107
ESPACE III (JE0_) 2.2 12V TD (JE0E, JE0H, JE0P)	G8T 760	11.96 - 10.00	2188	D	83 kW	1238	107
ESPACE III (JE0_) 2.2 D	G8T 716	11.97 - 01.00	2188	D	84 kW	1238	107
ESPACE III (JE0_) 2.2 dCi (JE0K)	G9T 642	10.00 - 10.02	2188	D	95 kW	1238	108
ESPACE III (JE0_) 2.2 dCi (JE0K)	G9T 710	10.00 - 10.02	2188	D	95 kW	1238	108
ESPACE III (JE0_) 2.2 dCi (JE0S)	G9T 710	07.00 - 10.02	2188	D	85 kW	1238	108
ESPACE III (JE0_) 3.0 V6 24V (JE0G, JE0R)	L7X 727	10.98 - 10.02	2946	B	140 kW	1238	109
ESPACE IV (JK0/1_) 1.9 dCi (JK0U)	F9Q 820	04.03 - 02.05	1870	D	85 kW	1232	67
ESPACE IV (JK0/1_) 1.9 dCi (JK0U, JK0G)	F9Q 680	11.02	1870	D	88 kW	1232	67
ESPACE IV (JK0/1_) 1.9 dCi (JK0U, JK0G)	F9Q 820	11.02	1870	D	88 kW	1232	67
ESPACE IV (JK0/1_) 1.9 dCi (JK0U, JK0G)	F9Q 826	11.02	1870	D	88 kW	1232	67
ESPACE IV (JK0/1_) 2.0 (JK09)	F4R 792	11.02 - 01.15	1998	B	100 kW	1235	87
ESPACE IV (JK0/1_) 2.0 (JK0A, JK1D, JK0N)	F4R 796	04.05	1998	B	125 kW	1235	87
ESPACE IV (JK0/1_) 2.0 (JK0A, JK1D, JK0N)	F4R 797	04.05	1998	B	125 kW	1235	87
ESPACE IV (JK0/1_) 2.0 (JK0A, JK1D, JK0N)	F4R 896	04.05	1998	B	125 kW	1235	87
ESPACE IV (JK0/1_) 2.0 (JK0A, JK1D, JK0N)	F4R 897	04.05	1998	B	125 kW	1235	87
ESPACE IV (JK0/1_) 2.0 (JK0K)	F4R 790	11.02 - 12.15	1998	B	98 kW	1235	87
ESPACE IV (JK0/1_) 2.0 Turbo (JK0A, JK0B, JK0N)	F4R 794	11.02	1998	B	120 kW	1235	87
ESPACE IV (JK0/1_) 2.0 Turbo (JK0A, JK0B, JK0N)	F4R 795	11.02	1998	B	120 kW	1235	87
ESPACE IV (JK0/1_) 2.0 Turbo (JK0A, JK0B, JK0N)	F4R 796	11.02	1998	B	120 kW	1235	87
ESPACE IV (JK0/1_) 2.0 Turbo (JK0A, JK0B, JK0N)	F4R 797	11.02	1998	B	120 kW	1235	87
ESPACE IV (JK0/1_) 2.0 dCi (JK01, JK02, JK1J, JK1K, JK1H)	M9R 740	01.06	1995	D	110 kW	1236	97
ESPACE IV (JK0/1_) 2.0 dCi (JK01, JK02, JK1J, JK1K, JK1H)	M9R 750	01.06	1995	D	110 kW	1236	97
ESPACE IV (JK0/1_) 2.0 dCi (JK01, JK02, JK1J, JK1K, JK1H)	M9R 814	01.06	1995	D	110 kW	1236	97
ESPACE IV (JK0/1_) 2.0 dCi (JK01, JK02, JK1J, JK1K, JK1H)	M9R 815	01.06	1995	D	110 kW	1236	97
ESPACE IV (JK0/1_) 2.0 dCi (JK01, JK02, JK1J, JK1K, JK1H)	M9R 858	01.06	1995	D	110 kW	1236	97
ESPACE IV (JK0/1_) 2.0 dCi (JK02, JK03)	M9R 740	01.06	1995	D	96 kW	1236	97
ESPACE IV (JK0/1_) 2.0 dCi (JK02, JK03)	M9R 750	01.06	1995	D	96 kW	1236	97
ESPACE IV (JK0/1_) 2.0 dCi (JK02, JK03)	M9R 760	01.06	1995	D	96 kW	1236	97
ESPACE IV (JK0/1_) 2.0 dCi (JK02, JK03)	M9R 761	01.06	1995	D	96 kW	1236	97
ESPACE IV (JK0/1_) 2.0 dCi (JK02, JK03)	M9R 762	01.06	1995	D	96 kW	1236	97
ESPACE IV (JK0/1_) 2.0 dCi (JK02, JK03)	M9R 763	01.06	1995	D	96 kW	1236	97
ESPACE IV (JK0/1_) 2.0 dCi (JK03, JK04, JK1C, JK1G, JK1J, JK1K)	M9R 760	01.06	1995	D	127 kW	1236	97
ESPACE IV (JK0/1_) 2.0 dCi (JK03, JK04, JK1C, JK1G, JK1J, JK1K)	M9R 761	01.06	1995	D	127 kW	1236	97
ESPACE IV (JK0/1_) 2.0 dCi (JK03, JK04, JK1C, JK1G, JK1J, JK1K)	M9R 762	01.06	1995	D	127 kW	1236	97
ESPACE IV (JK0/1_) 2.0 dCi (JK03, JK04, JK1C, JK1G, JK1J, JK1K)	M9R 763	01.06	1995	D	127 kW	1236	97
ESPACE IV (JK0/1_) 2.0 dCi (JK03, JK04, JK1C, JK1G, JK1J, JK1K)	M9R 812	01.06	1995	D	127 kW	1236	97
ESPACE IV (JK0/1_) 2.0 dCi (JK03, JK04, JK1C, JK1G, JK1J, JK1K)	M9R 815	01.06	1995	D	127 kW	1236	97
ESPACE IV (JK0/1_) 2.0 dCi (JK03, JK04, JK1C, JK1G, JK1J, JK1K)	M9R 859	01.06	1995	D	127 kW	1236	97
ESPACE IV (JK0/1_) 2.2 dCi (JK07)	G9T 645	02.06	2188	D	102 kW	1238	108










ESPACE IV (JK0/1_) 2.2 dCi (JK0H)	G9T 742	11.02 - 08.06	2188	D	110 kW	1238	108
ESPACE IV (JK0/1_) 2.2 dCi (JK0H)	G9T 743	11.02 - 08.06	2188	D	110 kW	1238	108
ESPACE IV (JK0/1_) 3.0 dCi (JK0J, JK0V)	P9X 701	11.02 - 08.06	2958	D	130 kW	1238	110
ESPACE IV (JK0/1_) 3.0 dCi	P9X 701	09.05	2958	D	120 kW	1238	110
ESPACE V (JR_) 1.6 dCi 130	R9M 409	06.15	1598	D	96 kW	1232	70
ESPACE V (JR_) 1.6 dCi 160	R9M 452	06.15	1598	D	118 kW	1232	70
ESTAFETTE (213_) 1.1	688.01	02.62 - 12.81	1108	B	29 kW	1223	12
ESTAFETTE (213_) 1.3	810.01	08.69 - 12.81	1289	B	29 kW	1224	16
EXPRESS Kasten/Großraumlimousine 1.5 Blue dCi 75 (F6AA)	K9K 872	05.21	1461	D	55 kW	1225	23
EXPRESS Kasten/Großraumlimousine 1.5 Blue dCi 95 (F6AB)	K9K 872	05.21	1461	D	70 kW	1225	23
EXPRESS Pick-up 1.2	C3G 710	07.95 - 10.99	1239	B	40 kW	1224	18
EXPRESS Pick-up 1.9 D	F8Q 640	07.95 - 10.97	1870	D	40 kW	1229	50
EXPRESS Pick-up 1.9 D	F8Q 724	07.95 - 10.99	1870	D	47 kW	1230	57
EXPRESS Pick-up 1.9 D	F8Q 776	07.95 - 10.99	1870	D	47 kW	1230	57
FLUENCE (L3_) 1.5 dCi (L30A)	K9K 830	02.10	1461	D	63 kW	1225	23
FLUENCE (L3_) 1.5 dCi (L30B)	K9K 832	02.10	1461	D	78 kW	1225	23
FLUENCE (L3_) 1.5 dCi (L30D, L30L, L306, L33F, L33L, L33M, L33V, L33W)	K9K 656	02.10	1461	D	81 kW	1225	23
FLUENCE (L3_) 1.5 dCi (L30D, L30L, L306, L33F, L33L, L33M, L33V, L33W)	K9K 657	02.10	1461	D	81 kW	1225	23
FLUENCE (L3_) 1.5 dCi (L30D, L30L, L306, L33F, L33L, L33M, L33V, L33W)	K9K 836	02.10	1461	D	81 kW	1225	23
FLUENCE (L3_) 1.5 dCi (L30D, L30L, L306, L33F, L33L, L33M, L33V, L33W)	K9K 837	02.10	1461	D	81 kW	1225	23
FLUENCE (L3_) 1.5 dCi (L30S)	K9K 834	02.10	1461	D	66 kW	1225	23
FLUENCE (L3_) 1.5 dCi	K9K 826	07.14	1461	D	70 kW	1225	23
FLUENCE (L3_) 1.6 16V (L301, L30F, L30P, L30R)	K4M 838	02.10	1598	B	81 kW	1227	35
FLUENCE (L3_) 1.6 16V (L301, L30F, L30P, L30R)	K4M 839	02.10	1598	B	81 kW	1227	35
FLUENCE (L3_) 1.6 16V (L301, L30P, L30R)	K4M 838	02.10	1598	B	82 kW	1227	35
FLUENCE (L3_) 1.6 16V	K4M 838	02.10	1598	B	78 kW	1227	35
FLUENCE (L3_) 1.6 LPG 16V	K4M 839	01.12	1598	B/G	81 kW	1227	35
FLUENCE (L3_) 1.6 dCi	R9M 402	07.14	1598	D	96 kW	1232	70
FLUENCE (L3_) 2.0 (L309)	F4R 872	02.11 - 11.14	1998	B	132 kW	1235	87
FLUENCE (L3_) 2.0	F4R 872	01.13	1998	B	140 kW	1235	87
FUEGO (136_) 1.4 TL/GTL	847 720	02.80 - 10.85	1397	B	47 kW	1225	26
FUEGO (136_) 1.6 TS/GTS (1362)	843 723	10.80 - 10.85	1647	B	71 kW	1226	33
FUEGO (136_) 1.6 TS/GTS (1362)	843 724	10.80 - 10.85	1647	B	71 kW	1226	33
FUEGO (136_) 1.6 TS/GTS (1362)	A6M 725	10.80 - 10.85	1647	B	71 kW	1226	33
FUEGO (136_) 1.6 TS/GTS (1362)	A6M 726	10.80 - 10.85	1647	B	71 kW	1226	33
FUEGO (136_) 1.6	A2M 723	04.83 - 10.85	1647	B	52 kW	1226	33
FUEGO (136_) 2.0 TX/GTX (1363)	829 710	10.80 - 10.85	1995	B	81 kW	1238	111
FUEGO (136_) 2.0 TX/GTX (1363)	J6R 710	10.80 - 10.85	1995	B	81 kW	1238	111
FUEGO (136_) 2.0 TX/GTX (1363)	J6R 712	10.80 - 10.85	1995	B	81 kW	1238	111
FUEGO (136_) 2.0 TX/GTX (1363)	J6R 713	10.80 - 10.85	1995	B	81 kW	1238	111
FUEGO (136_) 2.0 TX/GTX (1363)	J6R 715	10.80 - 10.85	1995	B	81 kW	1238	111
FUEGO (136_) 2.0 TX/GTX (1363)	J6R 726	10.80 - 10.85	1995	B	81 kW	1238	111
FUEGO (136_) 2.0 TX/GTX	J6R 714	02.81 - 11.86	1995	B	75 kW	1238	111
FUEGO (136_) 2.1 TD	J8S 712	08.82 - 10.85	2068	D	65 kW	1238	106
FUEGO (136_) 2.2	J7T 718	05.85 - 11.92	2165	B	91 kW	1238	111
FUEGO (136_) 2.2	J7T 718	11.84 - 06.88	2165	B	85 kW	1238	111
FUEGO (136_) 2.2	J7T 718	05.85 - 11.92	2165	B	87 kW	1238	111
GRAND SCÉNIC II (JM0/1_) 1.5 dCi (JM02, JM13)	K9K 728	04.04 - 11.08	1461	D	74 kW	1225	24
GRAND SCÉNIC II (JM0/1_) 1.5 dCi (JM1E)	K9K 732	05.05 - 01.09	1461	D	78 kW	1225	23
GRAND SCÉNIC II (JM0/1_) 1.5 dCi (JM1E)	K9K P 732	05.05 - 01.09	1461	D	78 kW	1226	31
GRAND SCÉNIC II (JM0/1_) 1.5 dCi	K9K 734	06.06 - 11.08	1461	D	76 kW	1225	23
GRAND SCÉNIC II (JM0/1_) 1.6 Flex	K4M 766	06.06 - 06.09	1598	B/E	82 kW	1227	35
GRAND SCÉNIC II (JM0/1_) 1.6	K4M 761	04.04 - 08.06	1598	B	83 kW	1227	35
GRAND SCÉNIC II (JM0/1_) 1.6	K4M 782	04.04 - 08.06	1598	B	83 kW	1227	35
GRAND SCÉNIC II (JM0/1_) 1.6	K4M 788	06.06 - 11.08	1598	B	77 kW	1227	35
GRAND SCÉNIC II (JM0/1_) 1.6	K4M 812	06.06 - 11.08	1598	B	82 kW	1227	35
GRAND SCÉNIC II (JM0/1_) 1.9 dCi (JM0G, JM12, JM1G, JM2C)	F9Q 812	04.04 - 05.06	1870	D	88 kW	1232	67
GRAND SCÉNIC II (JM0/1_) 1.9 dCi (JM14)	F9Q 803	04.04 - 02.08	1870	D	96 kW	1232	67
GRAND SCÉNIC II (JM0/1_) 1.9 dCi (JM14)	F9Q 804	04.04 - 02.08	1870	D	96 kW	1232	67
GRAND SCÉNIC II (JM0/1_) 1.9 dCi (JM14)	F9Q 816	04.04 - 02.08	1870	D	96 kW	1232	67
GRAND SCÉNIC II (JM0/1_) 1.9 dCi (JM14)	F9Q 818	04.04 - 02.08	1870	D	96 kW	1232	67
GRAND SCÉNIC II (JM0/1_) 1.9 dCi (JM15)	F9Q E 804	05.05 - 11.08	1870	D	81 kW	1232	67

			<b>ccm</b>		<b>kw</b>		<b>1</b> POS
GRAND SCÉNIC II (JM0/1_) 1.9 dCi	F9Q 803	05.05 - 01.09	1870	D	85 kW	1232	67
GRAND SCÉNIC II (JM0/1_) 1.9 dCi	F9Q 804	05.05 - 01.09	1870	D	85 kW	1232	67
GRAND SCÉNIC II (JM0/1_) 1.9 dCi	F9Q 812	05.05 - 01.09	1870	D	85 kW	1232	67
GRAND SCÉNIC II (JM0/1_) 1.9 dCi	F9Q 816	05.05 - 01.09	1870	D	85 kW	1232	67
GRAND SCÉNIC II (JM0/1_) 1.9 dCi	F9Q 818	05.05 - 01.09	1870	D	85 kW	1232	67
GRAND SCÉNIC II (JM0/1_) 2.0 dCi (JM1K)	M9R 700	09.05 - 11.08	1995	D	110 kW	1236	97
GRAND SCÉNIC II (JM0/1_) 2.0 dCi (JM1K)	M9R 721	09.05 - 11.08	1995	D	110 kW	1236	97
GRAND SCÉNIC II (JM0/1_) 2.0 dCi (JM1K)	M9R 722	09.05 - 11.08	1995	D	110 kW	1236	97
GRAND SCÉNIC II (JM0/1_) 2.0	F4R 770	04.04 - 06.09	1998	B	99 kW	1235	87
GRAND SCÉNIC II (JM0/1_) 2.0	F4R 771	04.04 - 06.09	1998	B	99 kW	1235	87
GRAND SCÉNIC II (JM0/1_) 2.0	F4R 776	04.04 - 06.09	1998	B	120 kW	1235	87
GRAND SCÉNIC III (JZ0/1_) 1.2 TCe (JZ16)	H5F 404	01.13	1197	B	97 kW	1223	14
GRAND SCÉNIC III (JZ0/1_) 1.2 TCe	H5F 400	04.12	1197	B	85 kW	1223	14
GRAND SCÉNIC III (JZ0/1_) 1.2 TCe	H5F 408	07.14	1197	B	96 kW	1223	14
GRAND SCÉNIC III (JZ0/1_) 1.5 dCi	K9K 636	04.09	1461	D	81 kW	1225	23
GRAND SCÉNIC III (JZ0/1_) 1.5 dCi	K9K 830	04.09	1461	D	63 kW	1225	23
GRAND SCÉNIC III (JZ0/1_) 1.5 dCi	K9K 832	02.09	1461	D	78 kW	1225	23
GRAND SCÉNIC III (JZ0/1_) 1.5 dCi	K9K 836	04.09	1461	D	81 kW	1225	23
GRAND SCÉNIC III (JZ0/1_) 1.5 dCi	K9K 837	04.09	1461	D	81 kW	1225	23
GRAND SCÉNIC III (JZ0/1_) 1.5 dCi	K9K 846	11.10	1461	D	70 kW	1225	23
GRAND SCÉNIC III (JZ0/1_) 1.6 16V (JZ0U)	K4M 858	02.09	1598	B	81 kW	1227	35
GRAND SCÉNIC III (JZ0/1_) 1.6 16V Bifuel	K4M 866	02.09	1598	B/G	81 kW	1227	35
GRAND SCÉNIC III (JZ0/1_) 1.6 16V Bifuel	K4M 866	04.12	1598	B/G	79 kW	1227	35
GRAND SCÉNIC III (JZ0/1_) 1.6 E85	K4M 866	02.09	1598	B/E	81 kW	1227	35
GRAND SCÉNIC III (JZ0/1_) 1.6 dCi (JZ00, JZ12)	R9M 402	04.11	1598	D	96 kW	1232	70
GRAND SCÉNIC III (JZ0/1_) 1.6 dCi (JZ00, JZ12)	R9M 404	04.11	1598	D	96 kW	1232	70
GRAND SCÉNIC III (JZ0/1_) 1.6 dCi (JZ00, JZ12)	R9M 414	04.11	1598	D	96 kW	1232	70
GRAND SCÉNIC III (JZ0/1_) 1.9 dCi	F9Q 870	02.09	1870	D	96 kW	1232	69
GRAND SCÉNIC III (JZ0/1_) 1.9 dCi	F9Q 872	02.09	1870	D	96 kW	1232	69
GRAND SCÉNIC III (JZ0/1_) 2.0 dCi (JZ0L)	M9R 610	04.09	1995	D	118 kW	1236	97
GRAND SCÉNIC III (JZ0/1_) 2.0 dCi (JZ0Y)	M9R 615	02.09	1995	D	110 kW	1236	97
GRAND SCÉNIC IV (R9_) 1.2 TCe 115	H5F 408	09.16	1197	B	85 kW	1223	14
GRAND SCÉNIC IV (R9_) 1.2 TCe 130	H5F 408	09.16	1197	B	96 kW	1223	14
GRAND SCÉNIC IV (R9_) 1.5 dCi 110 Hybrid Assist (R9AE)	K9K 500	04.17	1461	D	81 kW	1225	23
GRAND SCÉNIC IV (R9_) 1.5 dCi 110 Hybrid Assist (R9AE)	K9K 502	04.17	1461	D	81 kW	1226	30
GRAND SCÉNIC IV (R9_) 1.5 dCi 110	K9K 646	09.16	1461	D	81 kW	1225	23
GRAND SCÉNIC IV (R9_) 1.5 dCi 110	K9K 647	09.16	1461	D	81 kW	1225	23
GRAND SCÉNIC IV (R9_) 1.6 dCi 130	R9M 409	09.16	1598	D	96 kW	1232	70
GRAND SCÉNIC IV (R9_) 1.6 dCi 160	R9M 452	09.16	1598	D	118 kW	1232	70
GRAND SCÉNIC IV (R9_) 1.7 Blue dCi 120 (R9A7, R9A8)	R9N 400	08.18	1749	D	88 kW	1232	71
GRAND SCÉNIC IV (R9_) 1.7 Blue dCi 120 (R9A7, R9A8)	R9N 401	08.18	1749	D	88 kW	1232	71
GRAND SCÉNIC IV (R9_) 1.7 Blue dCi 150 (R9A7, R9A8)	R9N 400	08.18	1749	D	110 kW	1232	71
GRAND SCÉNIC IV (R9_) 1.7 Blue dCi 150 (R9A7, R9A8)	R9N 401	08.18	1749	D	110 kW	1232	71
KADJAR (HA_, HL_) 1.2 TCe 130	H5F 408	06.15	1197	B	96 kW	1223	14
KADJAR (HA_, HL_) 1.5 BLUE dCi 115	K9K 872	08.18	1461	D	85 kW	1225	23
KADJAR (HA_, HL_) 1.5 BLUE dCi 115	K9K 873	08.18	1461	D	85 kW	1225	23
KADJAR (HA_, HL_) 1.5 dCi 110 (HLA3)	K9K 646	06.15	1461	D	81 kW	1225	23
KADJAR (HA_, HL_) 1.5 dCi 110 (HLA3)	K9K 647	06.15	1461	D	81 kW	1225	23
KADJAR (HA_, HL_) 1.5 dCi 110 (HLA3)	K9K 648	06.15	1461	D	81 kW	1226	30
KADJAR (HA_, HL_) 1.5 dCi 110 (HLA3)	K9K 649	06.15	1461	D	81 kW	1226	30
KADJAR (HA_, HL_) 1.6 dCi 130 4x4	R9M 414	06.15	1598	D	96 kW	1232	70
KADJAR (HA_, HL_) 1.6 dCi 130	R9M 414	06.15	1598	D	96 kW	1232	70
KADJAR (HA_, HL_) 1.7 Blue dCi 150 (HLA7)	R9N 401	08.18	1749	D	110 kW	1232	71
KADJAR (HA_, HL_) 1.7 Blue dCi 150 4WD (HLA7)	R9N 401	08.18	1749	D	110 kW	1232	71
KANGOO (KC0/1_) 1.0	D4D 700	01.02 - 01.07	999	B	50 kW	1222	5
KANGOO (KC0/1_) 1.0	D4D 720	01.02 - 01.07	999	B	50 kW	1222	5
KANGOO (KC0/1_) 1.2 (KC0A, KC0K, KC0F, KC01)	D7F 710	08.97	1149	B	43 kW	1223	8
KANGOO (KC0/1_) 1.2 (KC0A, KC0K, KC0F, KC01)	D7F 720	08.97	1149	B	43 kW	1223	8
KANGOO (KC0/1_) 1.2 (KC0A, KC0K, KC0F, KC01)	D7F 722	08.97	1149	B	43 kW	1223	8
KANGOO (KC0/1_) 1.2 (KC0A, KC0K, KC0F, KC01)	D7F 726	08.97	1149	B	43 kW	1223	8
KANGOO (KC0/1_) 1.2 (KC0A, KC0K, KC0F, KC01)	D7F 744	08.97	1149	B	43 kW	1223	8
KANGOO (KC0/1_) 1.2 (KC0A, KC0K, KC0F, KC01)	D7F 746	08.97	1149	B	43 kW	1223	8








KANGOO (KC0/1_) 1.2 16V (KC05, KC06, KC03, KC0T, KC0W, KC1D)	D4F 712	06.01	1149	B	55 kW	1222	5
KANGOO (KC0/1_) 1.2 16V (KC05, KC06, KC03, KC0T, KC0W, KC1D)	D4F 714	06.01	1149	B	55 kW	1222	5
KANGOO (KC0/1_) 1.2 16V (KC05, KC06, KC03, KC0T, KC0W, KC1D)	D4F 716	06.01	1149	B	55 kW	1222	5
KANGOO (KC0/1_) 1.2 16V (KC05, KC06, KC03, KC0T, KC0W, KC1D)	D4F 730	06.01	1149	B	55 kW	1222	5
KANGOO (KC0/1_) 1.4 (KC0C, KC0H, KC0B, KC0M)	E7J 634	08.97	1390	B	55 kW	1224	21
KANGOO (KC0/1_) 1.4 (KC0C, KC0H, KC0B, KC0M)	E7J 635	08.97	1390	B	55 kW	1224	21
KANGOO (KC0/1_) 1.4 (KC0C, KC0H, KC0B, KC0M)	E7J 780	08.97	1390	B	55 kW	1224	21
KANGOO (KC0/1_) 1.4 (KC0C, KC0H, KC0B, KC0M)	K7J 700	08.97	1390	B	55 kW	1224	21
KANGOO (KC0/1_) 1.4 (KC0C, KC0H, KC0B, KC0M)	K7J 701	08.97	1390	B	55 kW	1224	21
KANGOO (KC0/1_) 1.5 dCi (KC07)	K9K 700	12.01	1461	D	48 kW	1225	24
KANGOO (KC0/1_) 1.5 dCi (KC07)	K9K 704	12.01	1461	D	48 kW	1225	24
KANGOO (KC0/1_) 1.5 dCi (KC08, KC09)	K9K 702	07.02	1461	D	60 kW	1225	24
KANGOO (KC0/1_) 1.5 dCi (KC08, KC09)	K9K 710	07.02	1461	D	60 kW	1225	24
KANGOO (KC0/1_) 1.5 dCi	K9K 700	04.05 - 06.10	1461	D	45 kW	1225	24
KANGOO (KC0/1_) 1.5 dCi	K9K 702	04.05 - 06.10	1461	D	45 kW	1225	24
KANGOO (KC0/1_) 1.5 dCi	K9K 704	07.03	1461	D	42 kW	1225	24
KANGOO (KC0/1_) 1.5 dCi	K9K 714	06.05	1461	D	50 kW	1225	23
KANGOO (KC0/1_) 1.5 dCi	K9K 718	06.05	1461	D	62 kW	1225	23
KANGOO (KC0/1_) 1.6 (KC00)	K7M 746	10.98 - 04.07	1598	B	66 kW	1227	40
KANGOO (KC0/1_) 1.6 (KC0R)	K4M 730	01.02 - 02.07	1598	B	81 kW	1227	35
KANGOO (KC0/1_) 1.6 16V 4x4 (KC0P, KC0S, KC0L)	K4M 750	10.01	1598	B	70 kW	1227	35
KANGOO (KC0/1_) 1.6 16V 4x4 (KC0P, KC0S, KC0L)	K4M 752	10.01	1598	B	70 kW	1226	34
KANGOO (KC0/1_) 1.6 16V 4x4 (KC0P, KC0S, KC0L)	K4M 753	10.01	1598	B	70 kW	1227	35
KANGOO (KC0/1_) 1.6 16V bivalent	K4M 850	06.05	1598	B/G	60 kW	1227	35
KANGOO (KC0/1_) 1.6 16V	K4M 706	06.01	1598	B	70 kW	1227	35
KANGOO (KC0/1_) 1.6 16V	K4M 730	06.01	1598	B	70 kW	1227	35
KANGOO (KC0/1_) 1.6 16V	K4M 750	06.01	1598	B	70 kW	1227	35
KANGOO (KC0/1_) 1.6 16V	K4M 752	06.01	1598	B	70 kW	1226	34
KANGOO (KC0/1_) 1.6 16V	K4M 753	06.01	1598	B	70 kW	1227	35
KANGOO (KC0/1_) 1.6 Flex	K4M 730	01.07	1598	B/E	70 kW	1227	35
KANGOO (KC0/1_) 1.6 Hi-Flex (KC1U, KC1Y)	K4M 850	03.07 - 12.11	1598	B/E	72 kW	1227	35
KANGOO (KC0/1_) 1.6	K4M 706	09.06 - 12.09	1598	B	71 kW	1227	35
KANGOO (KC0/1_) 1.9 RXED	F8Q 630	01.99 - 01.09	1870	D	48 kW	1228	42
KANGOO (KC0/1_) 1.9 RXED	F8Q 632	01.99 - 01.09	1870	D	48 kW	1229	49
KANGOO (KC0/1_) 1.9 dCi 4x4 (KC0V)	F9Q 782	10.01	1870	D	59 kW	1232	67
KANGOO (KC0/1_) 1.9 dCi 4x4 (KC0V)	F9Q 790	10.01	1870	D	59 kW	1232	67
KANGOO (KC0/1_) 1.9 dCi 4x4	F9Q 790	10.03	1870	D	62 kW	1232	67
KANGOO (KC0/1_) 1.9 dTi (KC0U)	F9Q 780	02.00	1870	D	59 kW	1232	67
KANGOO (KC0/1_) 1.9 dTi (KC0U)	F9Q 782	02.00	1870	D	59 kW	1232	67
KANGOO (KC0/1_) 1.9 dTi (KC0U)	F9Q 790	02.00	1870	D	59 kW	1232	67
KANGOO (KC0/1_) D 55 1.9 (KC0D)	F8Q 662	08.97	1870	D	40 kW	1229	52
KANGOO (KC0/1_) D 65 1.9 (KC0E, KC02, KC0J, KC0N)	F8Q 630	08.97 - 06.01	1870	D	47 kW	1228	42
KANGOO (KC0/1_) D 65 1.9 (KC0E, KC02, KC0J, KC0N)	F8Q 632	08.97 - 06.01	1870	D	47 kW	1229	49
KANGOO / GRAND KANGOO II (KW0/1_) 1.2 TCe 115 (KW02, KW14)	H5F 400	07.13	1197	B	84 kW	1223	14
KANGOO / GRAND KANGOO II (KW0/1_) 1.2 TCe 115 (KW02, KW14)	H5F 408	07.13	1197	B	84 kW	1223	14
KANGOO / GRAND KANGOO II (KW0/1_) 1.2 TCe 115 (KW02, KW14)	H5F 412	07.13	1197	B	84 kW	1223	14
KANGOO / GRAND KANGOO II (KW0/1_) 1.5 dCi 105 (KW0F)	K9K 804	02.08	1461	D	76 kW	1225	23
KANGOO / GRAND KANGOO II (KW0/1_) 1.5 dCi 105 (KW0F)	K9K 806	02.08	1461	D	76 kW	1225	23
KANGOO / GRAND KANGOO II (KW0/1_) 1.5 dCi 110 (KW06, KW12)	K9K 636	03.13	1461	D	81 kW	1225	23
KANGOO / GRAND KANGOO II (KW0/1_) 1.5 dCi 110 (KW06, KW12)	K9K 646	03.13	1461	D	81 kW	1225	23
KANGOO / GRAND KANGOO II (KW0/1_) 1.5 dCi 110 (KW06, KW12)	K9K 647	03.13	1461	D	81 kW	1225	23
KANGOO / GRAND KANGOO II (KW0/1_) 1.5 dCi 110 (KW06, KW12)	K9K 648	03.13	1461	D	81 kW	1226	30
KANGOO / GRAND KANGOO II (KW0/1_) 1.5 dCi 110 (KW0C, KW0H)	K9K 804	09.10	1461	D	80 kW	1225	23
KANGOO / GRAND KANGOO II (KW0/1_) 1.5 dCi 110 (KW0C, KW0H)	K9K 816	09.10	1461	D	80 kW	1225	23
KANGOO / GRAND KANGOO II (KW0/1_) 1.5 dCi 115 (KW17)	K9K 872	03.19	1461	D	85 kW	1225	23
KANGOO / GRAND KANGOO II (KW0/1_) 1.5 dCi 70 (KW0V, KW0A)	K9K 714	02.08	1461	D	50 kW	1225	23
KANGOO / GRAND KANGOO II (KW0/1_) 1.5 dCi 70 (KW0V, KW0A)	K9K 800	02.08	1461	D	50 kW	1225	23
KANGOO / GRAND KANGOO II (KW0/1_) 1.5 dCi 70 (KW0V, KW0A)	K9K 802	02.08	1461	D	50 kW	1225	23
KANGOO / GRAND KANGOO II (KW0/1_) 1.5 dCi 70 (KW0V, KW0A)	K9K 840	02.08	1461	D	50 kW	1225	23
KANGOO / GRAND KANGOO II (KW0/1_) 1.5 dCi 75 (KW07, KW10, KW04)	K9K 608	11.12	1461	D	55 kW	1225	23
KANGOO / GRAND KANGOO II (KW0/1_) 1.5 dCi 75 (KW07, KW10, KW04)	K9K 628	11.12	1461	D	55 kW	1225	23
KANGOO / GRAND KANGOO II (KW0/1_) 1.5 dCi 75 (KW07, KW10, KW04)	K9K 802	11.12	1461	D	55 kW	1225	23

			<b>ccm</b>		<b>kw</b>		<b>1 POS</b>
KANGOO / GRAND KANGOO II (KW0/1_) 1.5 dCi 75 (KW07, KW10, KW04)	K9K 808	11.12	1461	D	55 kW	1225	23
KANGOO / GRAND KANGOO II (KW0/1_) 1.5 dCi 80 (KW15)	K9K 872	03.19	1461	D	59 kW	1225	23
KANGOO / GRAND KANGOO II (KW0/1_) 1.5 dCi 85 (KW0K, KW0L, KW0B)	K9K 802	02.08	1461	D	63 kW	1225	23
KANGOO / GRAND KANGOO II (KW0/1_) 1.5 dCi 85 (KW0K, KW0L, KW0B)	K9K 812	02.08	1461	D	63 kW	1225	23
KANGOO / GRAND KANGOO II (KW0/1_) 1.5 dCi 90 (KW05, KW08, KW0G, KW11)	K9K 608	06.08	1461	D	66 kW	1225	23
KANGOO / GRAND KANGOO II (KW0/1_) 1.5 dCi 90 (KW05, KW08, KW0G, KW11)	K9K 628	06.08	1461	D	66 kW	1225	23
KANGOO / GRAND KANGOO II (KW0/1_) 1.5 dCi 90 (KW05, KW08, KW0G, KW11)	K9K 808	06.08	1461	D	66 kW	1225	23
KANGOO / GRAND KANGOO II (KW0/1_) 1.5 dCi 90 (KW18)	K9K 647	08.17	1461	D	67 kW	1225	23
KANGOO / GRAND KANGOO II (KW0/1_) 1.5 dCi 95 (KW16)	K9K 872	03.19	1461	D	70 kW	1225	23
KANGOO / GRAND KANGOO II (KW0/1_) 1.5 dCi	K9K 804	02.08	1461	D	78 kW	1225	23
KANGOO / GRAND KANGOO II (KW0/1_) 1.6 (KW00, KW0Y, KW0E, KW0N, KW0P)	K7M 750	02.08	1598	B	64 kW	1227	40
KANGOO / GRAND KANGOO II (KW0/1_) 1.6 16V (KW03, KW09, KW0D, KW0U, KW0W, KW13)	K4M 830	02.08	1598	B	78 kW	1227	35
KANGOO / GRAND KANGOO II (KW0/1_) 1.6 16V (KW03, KW09, KW0D, KW0U, KW0W, KW13)	K4M 831	02.08	1598	B	78 kW	1227	35
KANGOO / GRAND KANGOO II (KW0/1_) 1.6 16V (KW03, KW09, KW0D, KW0U, KW0W, KW13)	K4M 834	02.08	1598	B	78 kW	1227	35
KANGOO / GRAND KANGOO II (KW0/1_) 1.6 16V (KW03, KW09, KW0D, KW0U, KW0W, KW13)	K4M 835	02.08	1598	B	78 kW	1227	38
KANGOO / GRAND KANGOO II (KW0/1_) 1.6 16V FLEX (KW01)	K4M 834	02.08	1598	B/E	78 kW	1227	35
KANGOO / GRAND KANGOO II (KW0/1_) 1.6 16V FLEX (KW01)	K4M 835	02.08	1598	B/E	78 kW	1227	38
KANGOO / GRAND KANGOO II (KW0/1_) 1.6 16V FLEX (KW01)	K4M 850	02.08	1598	B/E	78 kW	1227	35
KANGOO / GRAND KANGOO II (KW0/1_) 1.6 16V LPG (KW0U)	K4M 834	12.08	1598	B/G	78 kW	1227	35
KANGOO / GRAND KANGOO II (KW0/1_) 1.6 16V LPG (KW0U)	K4M 835	12.08	1598	B/G	78 kW	1227	38
KANGOO BE BOP (KW0/1_) 1.5 dCi (KW0F)	K9K 806	02.09 - 12.12	1461	D	76 kW	1225	23
KANGOO BE BOP (KW0/1_) 1.5 dCi (KW0G)	K9K 808	06.09 - 12.12	1461	D	66 kW	1225	23
KANGOO BE BOP (KW0/1_) 1.5 dCi 75	K9K 802	09.10	1461	D	55 kW	1225	23
KANGOO BE BOP (KW0/1_) 1.5 dCi	K9K 714	11.13	1461	D	47 kW	1225	23
KANGOO BE BOP (KW0/1_) 1.5 dCi	K9K 804	06.09	1461	D	80 kW	1225	23
KANGOO BE BOP (KW0/1_) 1.6 (KW0D)	K4M 830	02.09 - 12.12	1598	B	78 kW	1227	35
KANGOO BE BOP (KW0/1_) 1.6 16V	K4M 730	11.13	1598	B	80 kW	1227	35
KANGOO Express (FC0/1_) 1.0	D4D 700	01.02 - 01.07	999	B	50 kW	1222	5
KANGOO Express (FC0/1_) 1.0	D4D 720	01.02 - 01.07	999	B	50 kW	1222	5
KANGOO Express (FC0/1_) 1.2 (FC01, FC0A, FC0F)	D7F 710	08.97	1149	B	43 kW	1223	8
KANGOO Express (FC0/1_) 1.2 (FC01, FC0A, FC0F)	D7F 720	08.97	1149	B	43 kW	1223	8
KANGOO Express (FC0/1_) 1.2 (FC01, FC0A, FC0F)	D7F 722	08.97	1149	B	43 kW	1223	8
KANGOO Express (FC0/1_) 1.2 (FC01, FC0A, FC0F)	D7F 726	08.97	1149	B	43 kW	1223	8
KANGOO Express (FC0/1_) 1.2 (FC01, FC0A, FC0F)	D7F 744	08.97	1149	B	43 kW	1223	8
KANGOO Express (FC0/1_) 1.2 (FC01, FC0A, FC0F)	D7F 746	08.97	1149	B	43 kW	1223	8
KANGOO Express (FC0/1_) 1.2 (FC1A)	D7F 710	07.98 - 07.01	1149	B	44 kW	1223	8
KANGOO Express (FC0/1_) 1.2 (FC1A)	D7F 722	07.98 - 07.01	1149	B	44 kW	1223	8
KANGOO Express (FC0/1_) 1.2 (FC1A)	D7F 744	07.98 - 07.01	1149	B	44 kW	1223	8
KANGOO Express (FC0/1_) 1.2 (FC1A)	D7F 764	07.98 - 07.01	1149	B	44 kW	1223	8
KANGOO Express (FC0/1_) 1.2 (FC1A)	D7F 766	07.98 - 07.01	1149	B	44 kW	1223	8
KANGOO Express (FC0/1_) 1.2 16V (FC05, FC0W, FC1D, FC1P, FC1K, FC0T)	D4F 712	10.01	1149	B	55 kW	1222	5
KANGOO Express (FC0/1_) 1.2 16V (FC05, FC0W, FC1D, FC1P, FC1K, FC0T)	D4F 714	10.01	1149	B	55 kW	1222	5
KANGOO Express (FC0/1_) 1.2 16V (FC05, FC0W, FC1D, FC1P, FC1K, FC0T)	D4F 730	10.01	1149	B	55 kW	1222	5
KANGOO Express (FC0/1_) 1.2 BiFuel	D7F 710	07.98 - 07.01	1149	B/G	43 kW	1223	8
KANGOO Express (FC0/1_) 1.2 BiFuel	D7F 744	07.98 - 07.01	1149	B/G	43 kW	1223	8
KANGOO Express (FC0/1_) 1.4 (FC0C, FC0B, FC0H, FC0M)	E7J 634	08.97 - 06.08	1390	B	55 kW	1224	21
KANGOO Express (FC0/1_) 1.4 (FC0C, FC0B, FC0H, FC0M)	E7J 635	08.97 - 06.08	1390	B	55 kW	1224	21
KANGOO Express (FC0/1_) 1.4 (FC0C, FC0B, FC0H, FC0M)	E7J 780	08.97 - 06.08	1390	B	55 kW	1224	21
KANGOO Express (FC0/1_) 1.4 (FC0C, FC0B, FC0H, FC0M)	K7J 700	08.97 - 06.08	1390	B	55 kW	1224	21
KANGOO Express (FC0/1_) 1.4 (FC0C, FC0B, FC0H, FC0M)	K7J 701	08.97 - 06.08	1390	B	55 kW	1224	21
KANGOO Express (FC0/1_) 1.5 dCi (FC07, FC1R)	K9K 700	12.01	1461	D	48 kW	1225	24
KANGOO Express (FC0/1_) 1.5 dCi (FC07, FC1R)	K9K 702	12.01	1461	D	48 kW	1225	24
KANGOO Express (FC0/1_) 1.5 dCi (FC07, FC1R)	K9K 704	12.01	1461	D	48 kW	1225	24
KANGOO Express (FC0/1_) 1.5 dCi (FC08, FC09)	K9K 702	04.03	1461	D	60 kW	1225	24
KANGOO Express (FC0/1_) 1.5 dCi (FC08, FC09)	K9K 710	04.03	1461	D	60 kW	1225	24
KANGOO Express (FC0/1_) 1.5 dCi (FC1E)	K9K 714	06.05	1461	D	50 kW	1225	23
KANGOO Express (FC0/1_) 1.5 dCi (FC1G)	K9K 718	06.05	1461	D	62 kW	1225	23
KANGOO Express (FC0/1_) 1.5 dCi (FC1R)	K9K 704	12.02	1461	D	42 kW	1225	24
KANGOO Express (FC0/1_) 1.5 dCi	K9K 716	10.05	1461	D	45 kW	1225	23
KANGOO Express (FC0/1_) 1.6 (FC0R)	K4M 730	01.02 - 02.07	1598	B	81 kW	1227	35
KANGOO Express (FC0/1_) 1.6 16V 4x4 (FC0L, FC0P, FC0S)	K4M 750	10.01	1598	B	70 kW	1227	35
KANGOO Express (FC0/1_) 1.6 16V 4x4 (FC0L, FC0P, FC0S)	K4M 752	10.01	1598	B	70 kW	1226	34










KANGOO Express (FC0/1_) 1.6 16V 4x4 (FC0L, FC0P, FC0S)	K4M 753	10.01	1598	B	70 kW	1227	35
KANGOO Express (FC0/1_) 1.6 16V bivalent	K4M 850	06.05	1598	B/G	60 kW	1227	35
KANGOO Express (FC0/1_) 1.6 16V	K4M 706	10.01	1598	B	70 kW	1227	35
KANGOO Express (FC0/1_) 1.6 16V	K4M 752	10.01	1598	B	70 kW	1226	34
KANGOO Express (FC0/1_) 1.6 Flex (FC1U, FC1Y, FC14, FC16, FC17)	K4M 850	03.07 - 12.18	1598	B/E	72 kW	1227	35
KANGOO Express (FC0/1_) 1.6	K7M 746	10.98 - 06.01	1598	B	54 kW	1227	40
KANGOO Express (FC0/1_) 1.6	K7M 746	09.99 - 04.07	1598	B	66 kW	1227	40
KANGOO Express (FC0/1_) 1.9 D (FC0J)	F8Q 632	01.99 - 01.09	1870	D	48 kW	1229	49
KANGOO Express (FC0/1_) 1.9 dCi (FC0V)	F9Q 782	07.03	1870	D	62 kW	1232	67
KANGOO Express (FC0/1_) 1.9 dCi (FC0V)	F9Q 790	07.03	1870	D	62 kW	1232	67
KANGOO Express (FC0/1_) 1.9 dCi 4x4 (FC0V)	F9Q 782	10.01	1870	D	59 kW	1232	67
KANGOO Express (FC0/1_) 1.9 dCi 4x4 (FC0V)	F9Q 790	10.01	1870	D	59 kW	1232	67
KANGOO Express (FC0/1_) 1.9 dCi 4x4 (FC0V)	F9Q 790	07.03	1870	D	62 kW	1232	67
KANGOO Express (FC0/1_) 1.9 dTi (FC0U)	F9Q 780	02.00	1870	D	59 kW	1232	67
KANGOO Express (FC0/1_) 1.9 dTi (FC0U)	F9Q 782	02.00	1870	D	59 kW	1232	67
KANGOO Express (FC0/1_) 1.9 dTi (FC0U)	F9Q 790	02.00	1870	D	59 kW	1232	67
KANGOO Express (FC0/1_) D 55 1.9 (FC0D)	F8Q 662	08.97	1870	D	40 kW	1229	52
KANGOO Express (FC0/1_) D 65 1.9 (FC0E, FC02, FC0J, FC0N)	F8Q 630	08.97	1870	D	47 kW	1228	42
KANGOO Express (FC0/1_) D 65 1.9 (FC0E, FC02, FC0J, FC0N)	F8Q 632	08.97	1870	D	47 kW	1229	49
KANGOO Express (FW0/1_) 1.2 TCe 115 (FW02, FW14)	H5F 400	07.13	1197	B	84 kW	1223	14
KANGOO Express (FW0/1_) 1.2 TCe 115 (FW02, FW14)	H5F 408	07.13	1197	B	84 kW	1223	14
KANGOO Express (FW0/1_) 1.2 TCe 115 (FW02, FW14)	H5F 412	07.13	1197	B	84 kW	1223	14
KANGOO Express (FW0/1_) 1.5 dCi 105 (FW0F)	K9K 806	02.08	1461	D	76 kW	1225	23
KANGOO Express (FW0/1_) 1.5 dCi 110 (FW06, FW12)	K9K 636	09.13	1461	D	81 kW	1225	23
KANGOO Express (FW0/1_) 1.5 dCi 110 (FW06, FW12)	K9K 646	09.13	1461	D	81 kW	1225	23
KANGOO Express (FW0/1_) 1.5 dCi 110 (FW06, FW12)	K9K 647	09.13	1461	D	81 kW	1225	23
KANGOO Express (FW0/1_) 1.5 dCi 110 (FW06, FW12)	K9K 648	09.13	1461	D	81 kW	1226	30
KANGOO Express (FW0/1_) 1.5 dCi 110 (FW0C, FW0H)	K9K 804	09.10	1461	D	80 kW	1225	23
KANGOO Express (FW0/1_) 1.5 dCi 110 (FW0C, FW0H)	K9K 816	09.10	1461	D	80 kW	1225	23
KANGOO Express (FW0/1_) 1.5 dCi 115 (FW17)	K9K 872	10.19	1461	D	85 kW	1225	23
KANGOO Express (FW0/1_) 1.5 dCi 70 (FW0A, KW0V)	K9K 800	02.08	1461	D	50 kW	1225	23
KANGOO Express (FW0/1_) 1.5 dCi 75 (FW07, FW10, FW04)	K9K 608	09.10	1461	D	55 kW	1225	23
KANGOO Express (FW0/1_) 1.5 dCi 75 (FW07, FW10, FW04)	K9K 628	09.10	1461	D	55 kW	1225	23
KANGOO Express (FW0/1_) 1.5 dCi 75 (FW07, FW10, FW04)	K9K 808	09.10	1461	D	55 kW	1225	23
KANGOO Express (FW0/1_) 1.5 dCi 80 (FW15)	K9K 872	10.19	1461	D	59 kW	1225	23
KANGOO Express (FW0/1_) 1.5 dCi 85 (FW0K, FW0L, FW0B)	K9K 800	02.08	1461	D	63 kW	1225	23
KANGOO Express (FW0/1_) 1.5 dCi 85 (FW0K, FW0L, FW0B)	K9K 802	02.08	1461	D	63 kW	1225	23
KANGOO Express (FW0/1_) 1.5 dCi 85 (FW0K, FW0L, FW0B)	K9K 812	02.08	1461	D	63 kW	1225	23
KANGOO Express (FW0/1_) 1.5 dCi 90 (FW0G, FW05, FW08, FW11)	K9K 608	06.09	1461	D	66 kW	1225	23
KANGOO Express (FW0/1_) 1.5 dCi 90 (FW0G, FW05, FW08, FW11)	K9K 628	06.09	1461	D	66 kW	1225	23
KANGOO Express (FW0/1_) 1.5 dCi 90 (FW0G, FW05, FW08, FW11)	K9K 808	06.09	1461	D	66 kW	1225	23
KANGOO Express (FW0/1_) 1.5 dCi 90 (FW18)	K9K 647	08.17	1461	D	67 kW	1225	23
KANGOO Express (FW0/1_) 1.5 dCi 95 (FW16)	K9K 872	10.19	1461	D	70 kW	1225	23
KANGOO Express (FW0/1_) 1.5 dCi	K9K 700	05.08 - 01.14	1461	D	47 kW	1225	24
KANGOO Express (FW0/1_) 1.6 (FW00, FW0E, FW0N, FW0P, FW0Y)	K7M 750	02.08	1598	B	64 kW	1227	40
KANGOO Express (FW0/1_) 1.6 16V (FW03, FW09, FW0D, FW0U, FW0W, FW13)	K4M 830	02.08	1598	B	78 kW	1227	35
KANGOO Express (FW0/1_) 1.6 16V (FW03, FW09, FW0D, FW0U, FW0W, FW13)	K4M 831	02.08	1598	B	78 kW	1227	35
KANGOO Express (FW0/1_) 1.6 16V (FW03, FW09, FW0D, FW0U, FW0W, FW13)	K4M 834	02.08	1598	B	78 kW	1227	35
KANGOO Express (FW0/1_) 1.6 16V (FW03, FW09, FW0D, FW0U, FW0W, FW13)	K4M 835	02.08	1598	B	78 kW	1227	38
KANGOO Express (FW0/1_) 1.6 16V FLEX (FW01)	K4M 834	02.08	1598	B/E	78 kW	1227	35
KANGOO Express (FW0/1_) 1.6 16V LPG (FW03, FW09, FW0W)	K4M 834	02.08	1598	B/G	78 kW	1227	35
KANGOO Express (FW0/1_) 1.6 SCe (FW17)	K4M 830	10.19	1598	B	85 kW	1227	35
KANGOO Express (FW0/1_) 1.6	K4M 706	02.08 - 01.14	1598	B	71 kW	1227	35
KANGOO Express (FW0/1_) 1.6	K4M 730	02.08 - 01.14	1598	B	71 kW	1227	35
KANGOO III Großraumlimousine Blue dCi 115 (KJAC)	K9K 876	10.21	1461	D	85 kW	1226	30
KANGOO III Großraumlimousine Blue dCi 115 (KJAC)	K9K 877	10.21	1461	D	85 kW	1226	30
KANGOO III Großraumlimousine Blue dCi 75 (KJAA)	K9K 876	07.21	1461	D	55 kW	1226	30
KANGOO III Großraumlimousine Blue dCi 95 (KJAB)	K9K 876	07.21	1461	D	70 kW	1226	30
KANGOO III Kasten/Großraumlimousine 1.5 Blue dCi 115 (FJAC)	K9K 876	06.21	1461	D	85 kW	1226	30
KANGOO III Kasten/Großraumlimousine 1.5 Blue dCi 115 (FJAC)	K9K 877	06.21	1461	D	85 kW	1226	30
KANGOO III Kasten/Großraumlimousine 1.5 Blue dCi 75 (FJAA)	K9K 876	06.21	1461	D	55 kW	1226	30
KANGOO III Kasten/Großraumlimousine 1.5 Blue dCi 95 (FJAB)	K9K 876	06.21	1461	D	70 kW	1226	30

			<b>ccm</b>		<b>kw</b>		<b>1 POS</b>
KANGOO III Kasten/Großraumlimousine 1.5 Blue dCi 95 (FJAB)	K9K 877	06.21	1461	D	70 kW	1226	30
KAPTUR (H5_) 2.0 4WD	F4R 410	03.16	1998	B	105 kW	1235	85
KOLEOS I (HY_) 2.0 dCi (HY0K)	M9R 855	09.08	1995	D	110 kW	1236	97
KOLEOS I (HY_) 2.0 dCi (HY0K)	M9R 856	09.08	1995	D	110 kW	1236	97
KOLEOS I (HY_) 2.0 dCi (HY0K)	M9R 862	09.08	1995	D	110 kW	1236	97
KOLEOS I (HY_) 2.0 dCi (HY0K)	M9R 865	09.08	1995	D	110 kW	1236	97
KOLEOS I (HY_) 2.0 dCi (HY0K)	M9R 866	09.08	1995	D	110 kW	1236	97
KOLEOS I (HY_) 2.0 dCi 4x4 (HY0B)	M9R 830	09.08	1995	D	127 kW	1237	99
KOLEOS I (HY_) 2.0 dCi 4x4 (HY0K)	M9R 832	09.08	1995	D	110 kW	1236	97
KOLEOS I (HY_) 2.0 dCi 4x4 (HY0K)	M9R 833	09.08	1995	D	110 kW	1236	97
KOLEOS I (HY_) 2.0 dCi 4x4 (HY0K)	M9R 834	09.08	1995	D	110 kW	1237	100
KOLEOS I (HY_) 2.0 dCi 4x4 (HY0K)	M9R 835	09.08	1995	D	110 kW	1237	100
KOLEOS I (HY_) 2.0 dCi 4x4 (HY0K)	M9R 836	09.08	1995	D	110 kW	1237	100
KOLEOS I (HY_) 2.0 dCi 4x4 (HY0K)	M9R 838	09.08	1995	D	110 kW	1237	100
KOLEOS I (HY_) 2.0 dCi 4x4 (HY0K)	M9R 850	09.08	1995	D	110 kW	1237	100
KOLEOS I (HY_) 2.0 dCi 4x4 (HY0K)	M9R 855	09.08	1995	D	110 kW	1236	97
KOLEOS I (HY_) 2.0 dCi 4x4 (HY0K)	M9R 856	09.08	1995	D	110 kW	1236	97
KOLEOS I (HY_) 2.0 dCi 4x4 (HY0K)	M9R 862	09.08	1995	D	110 kW	1236	97
KOLEOS I (HY_) 2.0 dCi 4x4 (HY0K)	M9R 865	09.08	1995	D	110 kW	1236	97
KOLEOS I (HY_) 2.0 dCi 4x4 (HY0K)	M9R 866	09.08	1995	D	110 kW	1236	97
KOLEOS I (HY_) 2.0 dCi 4x4	M9R 830	09.08 - 03.13	1995	D	130 kW	1237	99
KOLEOS I (HY_) 2.0 dCi	M9R 865	07.13	1995	D	127 kW	1236	97
KOLEOS II (HC_) 1.6 dCi 130	R9M 409	04.16	1598	D	96 kW	1232	70
KOLEOS II (HC_) 1.6 dCi 130	R9M 414	04.16	1598	D	96 kW	1232	70
KOLEOS II (HC_) 1.7 BLUE dCi 150 (HCA7)	R9N 401	06.19	1749	D	110 kW	1232	71
LAGUNA Coupe (DT0/1) 1.5 dCi	K9K 846	03.12 - 12.15	1461	D	81 kW	1225	23
LAGUNA Coupe (DT0/1) 2.0 16V Turbo	F4R 811	09.08 - 12.15	1998	B	125 kW	1235	87
LAGUNA Coupe (DT0/1) 2.0 16V Turbo	F4Rt 811	09.08 - 12.15	1998	B	125 kW	1235	87
LAGUNA Coupe (DT0/1) 2.0 GT	F4R 800	09.08 - 12.15	1998	B	150 kW	1235	87
LAGUNA Coupe (DT0/1) 2.0 dCi (DT01, DT08, DT09, DT0K, DT12, DT1C, DT1D, DT1M,...)	M9R 744	09.08 - 12.15	1995	D	110 kW	1236	97
LAGUNA Coupe (DT0/1) 2.0 dCi (DT01, DT08, DT09, DT0K, DT12, DT1C, DT1D, DT1M,...)	M9R 748	09.08 - 12.15	1995	D	110 kW	1236	97
LAGUNA Coupe (DT0/1) 2.0 dCi (DT01, DT08, DT09, DT0K, DT12, DT1C, DT1D, DT1M,...)	M9R 754	09.08 - 12.15	1995	D	110 kW	1237	98
LAGUNA Coupe (DT0/1) 2.0 dCi (DT01, DT08, DT09, DT0K, DT12, DT1C, DT1D, DT1M,...)	M9R 802	09.08 - 12.15	1995	D	110 kW	1236	97
LAGUNA Coupe (DT0/1) 2.0 dCi (DT01, DT08, DT09, DT0K, DT12, DT1C, DT1D, DT1M,...)	M9R 805	09.08 - 12.15	1995	D	110 kW	1236	97
LAGUNA Coupe (DT0/1) 2.0 dCi (DT01, DT08, DT09, DT0K, DT12, DT1C, DT1D, DT1M,...)	M9R 808	09.08 - 12.15	1995	D	110 kW	1237	102
LAGUNA Coupe (DT0/1) 2.0 dCi (DT01, DT08, DT09, DT0K, DT12, DT1C, DT1D, DT1M,...)	M9R 814	09.08 - 12.15	1995	D	110 kW	1236	97
LAGUNA Coupe (DT0/1) 2.0 dCi (DT01, DT08, DT09, DT0K, DT12, DT1C, DT1D, DT1M,...)	M9R 845	09.08 - 12.15	1995	D	110 kW	1236	97
LAGUNA Coupe (DT0/1) 2.0 dCi (DT01, DT08, DT09, DT0K, DT12, DT1C, DT1D, DT1M,...)	M9R 854	09.08 - 12.15	1995	D	110 kW	1236	97
LAGUNA Coupe (DT0/1) 2.0 dCi (DT01, DT08, DT09, DT0K, DT12, DT1C, DT1D, DT1M,...)	M9R 858	09.08 - 12.15	1995	D	110 kW	1236	97
LAGUNA Coupe (DT0/1) 2.0 dCi (DT0M, DT0N, DT0S, DT19, DT1F)	M9R 800	09.08 - 12.15	1995	D	127 kW	1236	97
LAGUNA Coupe (DT0/1) 2.0 dCi (DT0M, DT0N, DT0S, DT19, DT1F)	M9R 806	09.08 - 12.15	1995	D	127 kW	1236	97
LAGUNA Coupe (DT0/1) 2.0 dCi (DT0M, DT0N, DT0S, DT19, DT1F)	M9R 809	09.08 - 12.15	1995	D	127 kW	1236	97
LAGUNA Coupe (DT0/1) 2.0 dCi (DT0M, DT0N, DT0S, DT19, DT1F)	M9R 815	09.08 - 12.15	1995	D	127 kW	1236	97
LAGUNA Coupe (DT0/1) 2.0 dCi (DT0M, DT0N, DT0S, DT19, DT1F)	M9R 849	09.08 - 12.15	1995	D	127 kW	1236	97
LAGUNA Coupe (DT0/1) 2.0 dCi (DT0M, DT0N, DT0S, DT19, DT1F)	M9R 854	09.08 - 12.15	1995	D	127 kW	1236	97
LAGUNA Coupe (DT0/1) 2.0 dCi (DT0M, DT0N, DT0S, DT19, DT1F)	M9R 857	09.08 - 12.15	1995	D	127 kW	1236	97
LAGUNA Coupe (DT0/1) 2.0 dCi GT (DT11, DT1E, DT1N)	M9R 816	09.08 - 12.15	1995	D	131 kW	1236	97
LAGUNA Coupe (DT0/1) 2.0 dCi GT (DT11, DT1E, DT1N)	M9R 820	09.08 - 12.15	1995	D	131 kW	1236	97
LAGUNA Coupe (DT0/1) 2.0 dCi GT (DT11, DT1E, DT1N)	M9R 828	09.08 - 12.15	1995	D	131 kW	1236	97
LAGUNA I (B56_ 556_) 1.6 16V (B568, B561)	K4M 720	11.97 - 03.01	1598	B	79 kW	1227	35
LAGUNA I (B56_ 556_) 1.6 16V (B568, B561)	K4M 724	11.97 - 03.01	1598	B	79 kW	1227	35
LAGUNA I (B56_ 556_) 1.8 (B56A/B)	F3P 720	11.93 - 03.01	1794	B	66 kW	1234	80
LAGUNA I (B56_ 556_) 1.8 (B56A/B)	F3P 724	11.93 - 03.01	1794	B	66 kW	1234	80
LAGUNA I (B56_ 556_) 1.8 (B56S/T/0)	F3P 670	08.95 - 03.01	1794	B	66 kW	1234	78
LAGUNA I (B56_ 556_) 1.8 (B56S/T/0)	F3P 678	08.95 - 03.01	1794	B	66 kW	1234	79
LAGUNA I (B56_ 556_) 1.8 (B56Z)	F3P 720	08.95 - 03.01	1794	B	69 kW	1234	80
LAGUNA I (B56_ 556_) 1.8 (B56Z)	F3P 724	08.95 - 03.01	1794	B	69 kW	1234	80
LAGUNA I (B56_ 556_) 1.8 16V (B563, B564)	F4P 760	04.98 - 08.02	1783	B	88 kW	1234	83
LAGUNA I (B56_ 556_) 1.8 16V (B563, B564)	F4P 770	04.98 - 08.02	1783	B	88 kW	1235	87
LAGUNA I (B56_ 556_) 1.8	F3P 674	06.95 - 02.01	1794	B	69 kW	1234	78
LAGUNA I (B56_ 556_) 1.8	F3P 676	06.95 - 06.98	1794	B	70 kW	1234	78
LAGUNA I (B56_ 556_) 1.8	F3P 678	06.95 - 06.98	1794	B	70 kW	1234	79








LAGUNA I (B56_ 556_) 1.9 dCi (B56W)	F9Q 718	09.99 - 03.01	1870	D	79 kW	1232	67
LAGUNA I (B56_ 556_) 1.9 dTi (B56J)	F9Q 710	10.97 - 03.01	1870	D	72 kW	1232	67
LAGUNA I (B56_ 556_) 1.9 dTi (B56J)	F9Q 716	10.97 - 03.01	1870	D	72 kW	1232	67
LAGUNA I (B56_ 556_) 1.9 dTi (B56J)	F9Q 717	10.97 - 03.01	1870	D	72 kW	1232	67
LAGUNA I (B56_ 556_) 1.9 dTi	F9Q 716	06.98 - 08.02	1870	D	73 kW	1232	67
LAGUNA I (B56_ 556_) 2.0 (556A)	F4R 780	09.95 - 02.01	1998	B	102 kW	1235	87
LAGUNA I (B56_ 556_) 2.0 (B56C, B56L)	F3R 611	09.95 - 02.01	1998	B	85 kW	1234	80
LAGUNA I (B56_ 556_) 2.0 (B56C, B56L)	F3R 722	09.95 - 02.01	1998	B	85 kW	1234	80
LAGUNA I (B56_ 556_) 2.0 (B56C, B56L)	F3R 723	09.95 - 02.01	1998	B	85 kW	1234	80
LAGUNA I (B56_ 556_) 2.0 (B56C, B56L)	F3R 728	09.95 - 02.01	1998	B	85 kW	1234	81
LAGUNA I (B56_ 556_) 2.0 (B56C, B56L)	F3R 729	09.95 - 02.01	1998	B	85 kW	1234	81
LAGUNA I (B56_ 556_) 2.0 (B56C, B56L)	F3R 768	09.95 - 02.01	1998	B	85 kW	1234	82
LAGUNA I (B56_ 556_) 2.0 (B56C, B56L)	F3R 769	09.95 - 02.01	1998	B	85 kW	1234	80
LAGUNA I (B56_ 556_) 2.0 (B56C/H/N)	F3R 722	11.93 - 03.01	1998	B	83 kW	1234	80
LAGUNA I (B56_ 556_) 2.0 (B56C/H/N)	F3R 723	11.93 - 03.01	1998	B	83 kW	1234	80
LAGUNA I (B56_ 556_) 2.0 16V (556A/B)	F4R 780	06.98 - 08.02	1998	B	103 kW	1235	87
LAGUNA I (B56_ 556_) 2.0 16V (B56D, B56M)	N7Q 700	06.95 - 03.01	1948	B	102 kW	1236	93
LAGUNA I (B56_ 556_) 2.0 16V (B56D, B56M)	N7Q 704	06.95 - 03.01	1948	B	102 kW	1236	93
LAGUNA I (B56_ 556_) 2.0	F3R 611	03.99 - 03.01	1998	B	80 kW	1234	80
LAGUNA I (B56_ 556_) 2.0	F3R 722	01.94 - 02.01	1998	B	84 kW	1234	80
LAGUNA I (B56_ 556_) 2.0	F3R 768	01.94 - 02.01	1998	B	84 kW	1234	82
LAGUNA I (B56_ 556_) 2.0	N7Q 700	11.93 - 02.01	1948	B	103 kW	1236	93
LAGUNA I (B56_ 556_) 2.0	N7Q 704	11.93 - 02.01	1948	B	103 kW	1236	93
LAGUNA I (B56_ 556_) 2.2 D (B56F/2)	G8T 706	11.93 - 03.01	2188	D	61 kW	1238	107
LAGUNA I (B56_ 556_) 2.2 D (B56F/2)	G8T 752	11.93 - 03.01	2188	D	61 kW	1238	107
LAGUNA I (B56_ 556_) 2.2 D (B56F/2)	G8T 790	11.93 - 03.01	2188	D	61 kW	1238	107
LAGUNA I (B56_ 556_) 2.2 D (B56F/2)	G8T 794	11.93 - 03.01	2188	D	61 kW	1238	107
LAGUNA I (B56_ 556_) 2.2 dT (B569)	G8T 760	03.96 - 03.01	2188	D	83 kW	1238	107
LAGUNA I (B56_ 556_) 2.9 24V (B56V)	L7X 700	03.97 - 03.01	2946	B	140 kW	1238	109
LAGUNA I (B56_ 556_) 2.9 24V (B56V)	L7X 701	03.97 - 03.01	2946	B	140 kW	1238	109
LAGUNA I (B56_ 556_) 3.0 24V (B56V)	L7X 700	05.95 - 03.01	2946	B	140 kW	1238	109
LAGUNA I (B56_ 556_) 3.0 24V (B56V)	L7X 701	05.95 - 03.01	2946	B	140 kW	1238	109
LAGUNA I (B56_ 556_) 3.0 24V	L7X 700	06.98 - 08.02	2946	B	142 kW	1238	109
LAGUNA I (B56_ 556_) 3.0 24V	L7X 701	06.98 - 08.02	2946	B	142 kW	1238	109
LAGUNA I Grandtour (K56_) 1.6 16V (K568)	K4M 720	11.97 - 03.01	1598	B	79 kW	1227	35
LAGUNA I Grandtour (K56_) 1.6 16V (K568)	K4M 724	11.97 - 03.01	1598	B	79 kW	1227	35
LAGUNA I Grandtour (K56_) 1.8 (K56S/T/O)	F3P 670	09.95 - 03.01	1794	B	66 kW	1234	78
LAGUNA I Grandtour (K56_) 1.8 (K56S/T/O)	F3P 678	09.95 - 03.01	1794	B	66 kW	1234	79
LAGUNA I Grandtour (K56_) 1.8 (K56Z)	F3P 678	09.95 - 03.01	1794	B	69 kW	1234	79
LAGUNA I Grandtour (K56_) 1.8 (K56Z)	F3P 720	09.95 - 03.01	1794	B	69 kW	1234	80
LAGUNA I Grandtour (K56_) 1.8 (K56Z)	F3P 724	09.95 - 03.01	1794	B	69 kW	1234	80
LAGUNA I Grandtour (K56_) 1.8 16V (K563, K564)	F4P 760	04.98 - 03.01	1783	B	88 kW	1234	83
LAGUNA I Grandtour (K56_) 1.9 dCi (K56W)	F9Q 718	09.99 - 03.01	1870	D	79 kW	1232	67
LAGUNA I Grandtour (K56_) 1.9 dTi (K56J)	F9Q 710	10.97 - 03.01	1870	D	72 kW	1232	67
LAGUNA I Grandtour (K56_) 1.9 dTi (K56J)	F9Q 716	10.97 - 03.01	1870	D	72 kW	1232	67
LAGUNA I Grandtour (K56_) 1.9 dTi (K56J)	F9Q 717	10.97 - 03.01	1870	D	72 kW	1232	67
LAGUNA I Grandtour (K56_) 2.0 (K56C/H)	F3R 722	09.95 - 03.01	1998	B	83 kW	1234	80
LAGUNA I Grandtour (K56_) 2.0 (K56C/H)	F3R 723	09.95 - 03.01	1998	B	83 kW	1234	80
LAGUNA I Grandtour (K56_) 2.0 16V (A56A/B)	F4R 780	09.99 - 03.01	1998	B	103 kW	1235	87
LAGUNA I Grandtour (K56_) 2.0 16V (K56D, K56M)	N7Q 700	09.95 - 03.01	1948	B	102 kW	1236	93
LAGUNA I Grandtour (K56_) 2.0 16V (K56D, K56M)	N7Q 704	09.95 - 03.01	1948	B	102 kW	1236	93
LAGUNA I Grandtour (K56_) 2.0 16V	F4R 780	09.95 - 03.01	1998	B	102 kW	1235	87
LAGUNA I Grandtour (K56_) 2.0	F3R 728	09.96 - 01.01	1998	B	84 kW	1234	81
LAGUNA I Grandtour (K56_) 2.0	F3R 768	09.96 - 01.01	1998	B	84 kW	1234	82
LAGUNA I Grandtour (K56_) 2.2 D (K56F/2, S56F)	G8T 706	09.95 - 03.01	2188	D	61 kW	1238	107
LAGUNA I Grandtour (K56_) 2.2 D (K56F/2, S56F)	G8T 752	09.95 - 03.01	2188	D	61 kW	1238	107
LAGUNA I Grandtour (K56_) 2.2 D (K56F/2, S56F)	G8T 790	09.95 - 03.01	2188	D	61 kW	1238	107
LAGUNA I Grandtour (K56_) 2.2 D (K56F/2, S56F)	G8T 794	09.95 - 03.01	2188	D	61 kW	1238	107
LAGUNA I Grandtour (K56_) 2.2 dT (K569)	G8T 760	03.96 - 03.01	2188	D	83 kW	1238	107
LAGUNA I Grandtour (K56_) 3.0 24V (K56V)	L7X 700	03.97 - 03.01	2946	B	140 kW	1238	109
LAGUNA I Grandtour (K56_) 3.0 24V (K56V)	L7X 701	03.97 - 03.01	2946	B	140 kW	1238	109
LAGUNA I Grandtour (K56_) 3.0 24V	L7X 700	06.98 - 08.02	2946	B	142 kW	1238	109

			<b>ccm</b>		<b>kw</b>		<b>1</b> POS
LAGUNA II (BG0/1_) 1.6 16V (BG0A, BG0L)	K4M 710	03.01 - 05.05	1598	B	79 kW	1227	35
LAGUNA II (BG0/1_) 1.6 16V (BG0A, BG0L)	K4M 714	03.01 - 05.05	1598	B	79 kW	1227	35
LAGUNA II (BG0/1_) 1.6 16V (BG1G, BG1H)	K4M 716	02.05 - 08.07	1598	B	82 kW	1227	35
LAGUNA II (BG0/1_) 1.6 LPG	K4M 714	03.01 - 05.05	1598	B/G	79 kW	1227	35
LAGUNA II (BG0/1_) 1.6 LPG	K4M 718	03.01 - 05.05	1598	B/G	76 kW	1227	37
LAGUNA II (BG0/1_) 1.6	K4M 710	03.01 - 05.05	1598	B	76 kW	1227	35
LAGUNA II (BG0/1_) 1.8 16V (BG04, BG0B, BG0C, BG0V)	F4P 770	03.01 - 05.05	1783	B	86 kW	1235	87
LAGUNA II (BG0/1_) 1.8 16V (BG04, BG0B, BG0C, BG0V)	F4P 774	03.01 - 05.05	1783	B	86 kW	1235	87
LAGUNA II (BG0/1_) 1.8 16V (BG06, BG0J, BG0M)	F4P 770	03.01 - 12.07	1783	B	85 kW	1235	87
LAGUNA II (BG0/1_) 1.8 16V (BG06, BG0J, BG0M)	F4P 771	03.01 - 12.07	1783	B	85 kW	1235	87
LAGUNA II (BG0/1_) 1.8 16V (BG06, BG0J, BG0M)	F4P 773	03.01 - 12.07	1783	B	85 kW	1235	87
LAGUNA II (BG0/1_) 1.8 16V (BG06, BG0J, BG0M)	F4P 774	03.01 - 12.07	1783	B	85 kW	1235	87
LAGUNA II (BG0/1_) 1.8 16V (BG06, BG0J, BG0M)	F4P 775	03.01 - 12.07	1783	B	85 kW	1235	87
LAGUNA II (BG0/1_) 1.8 16V (BG0B, BG0C, BG0J, BG0M, BG0V)	F4P 770	03.01 - 05.05	1783	B	89 kW	1235	87
LAGUNA II (BG0/1_) 1.8 16V (BG0B, BG0C, BG0J, BG0M, BG0V)	F4P 772	03.01 - 05.05	1783	B	89 kW	1235	87
LAGUNA II (BG0/1_) 1.8 16V (BG0B, BG0M)	F4P 770	03.01 - 09.07	1783	B	88 kW	1235	87
LAGUNA II (BG0/1_) 1.8 16V (BG0B, BG0M)	F4P 773	03.01 - 09.07	1783	B	88 kW	1235	87
LAGUNA II (BG0/1_) 1.9 dCi (BG0E)	F9Q 752	06.01 - 05.05	1870	D	77 kW	1232	67
LAGUNA II (BG0/1_) 1.9 dCi (BG05)	F9Q 664	03.04 - 05.05	1870	D	68 kW	1232	67
LAGUNA II (BG0/1_) 1.9 dCi (BG08, BG0G)	F9Q 650	03.01 - 09.07	1870	D	88 kW	1232	67
LAGUNA II (BG0/1_) 1.9 dCi (BG08, BG0G)	F9Q 670	03.01 - 09.07	1870	D	88 kW	1232	67
LAGUNA II (BG0/1_) 1.9 dCi (BG08, BG0G)	F9Q 674	03.01 - 09.07	1870	D	88 kW	1232	67
LAGUNA II (BG0/1_) 1.9 dCi (BG08, BG0G)	F9Q 750	03.01 - 09.07	1870	D	88 kW	1232	67
LAGUNA II (BG0/1_) 1.9 dCi (BG0R, BG0E)	F9Q 754	10.01 - 05.05	1870	D	74 kW	1232	67
LAGUNA II (BG0/1_) 1.9 dCi (BG12)	F9Q 750	09.05 - 12.07	1870	D	85 kW	1232	67
LAGUNA II (BG0/1_) 1.9 dCi (BG12)	F9Q 758	09.05 - 12.07	1870	D	85 kW	1232	67
LAGUNA II (BG0/1_) 1.9 dCi (BG12)	F9Q 759	09.05 - 12.07	1870	D	85 kW	1232	67
LAGUNA II (BG0/1_) 1.9 dCi (BG1A, BG1V)	F9Q 758	05.05 - 08.07	1870	D	96 kW	1232	67
LAGUNA II (BG0/1_) 1.9 dCi (BG1A, BG1V)	F9Q 759	05.05 - 08.07	1870	D	96 kW	1232	67
LAGUNA II (BG0/1_) 1.9 dCi (BG1A, BG1W, BG0G)	F9Q 670	01.05 - 08.07	1870	D	81 kW	1232	67
LAGUNA II (BG0/1_) 1.9 dCi (BG1A, BG1W, BG0G)	F9Q 674	01.05 - 08.07	1870	D	81 kW	1232	67
LAGUNA II (BG0/1_) 1.9 dCi (BG1A, BG1W, BG0G)	F9Q 758	01.05 - 08.07	1870	D	81 kW	1232	67
LAGUNA II (BG0/1_) 1.9 dCi	F9Q 718	03.01 - 09.07	1870	D	79 kW	1232	67
LAGUNA II (BG0/1_) 1.9 dCi	F9Q 750	09.05 - 12.07	1870	D	92 kW	1232	67
LAGUNA II (BG0/1_) 1.9 dCi	F9Q 754	03.01 - 09.07	1870	D	79 kW	1232	67
LAGUNA II (BG0/1_) 2.0 16V (BG00, BG0K, BG0P, BG0W)	F4R 712	08.02 - 12.07	1998	B	99 kW	1235	87
LAGUNA II (BG0/1_) 2.0 16V (BG00, BG0K, BG0P, BG0W)	F4R 713	08.02 - 12.07	1998	B	99 kW	1235	87
LAGUNA II (BG0/1_) 2.0 16V (BG00, BG0K, BG0P, BG0W)	F4R 714	08.02 - 12.07	1998	B	99 kW	1235	87
LAGUNA II (BG0/1_) 2.0 16V (BG00, BG0K, BG0P, BG0W)	F4R 715	08.02 - 12.07	1998	B	99 kW	1235	87
LAGUNA II (BG0/1_) 2.0 16V (BG00, BG0W, BG0K, BG0P)	F4R 712	08.02 - 12.06	1998	B	98 kW	1235	87
LAGUNA II (BG0/1_) 2.0 16V (BG00, BG0W, BG0K, BG0P)	F4R 713	08.02 - 12.06	1998	B	98 kW	1235	87
LAGUNA II (BG0/1_) 2.0 16V (BG00, BG0W, BG0K, BG0P)	F4R 714	08.02 - 12.06	1998	B	98 kW	1235	87
LAGUNA II (BG0/1_) 2.0 16V (BG00, BG0W, BG0K, BG0P)	F4R 715	08.02 - 12.06	1998	B	98 kW	1235	87
LAGUNA II (BG0/1_) 2.0 16V (BG03, BG0Z, BG0T, BG1Y)	F4R 784	01.05 - 09.07	1998	B	125 kW	1235	87
LAGUNA II (BG0/1_) 2.0 16V (BG03, BG0Z, BG0T, BG1Y)	F4R 786	01.05 - 09.07	1998	B	125 kW	1235	87
LAGUNA II (BG0/1_) 2.0 16V (BG03, BG0Z, BG0T, BG1Y)	F4R 787	01.05 - 09.07	1998	B	125 kW	1235	87
LAGUNA II (BG0/1_) 2.0 16V (BG1Y)	F4R 886	01.05 - 09.07	1998	B	150 kW	1235	87
LAGUNA II (BG0/1_) 2.0 16V (BG1Y)	F4R 887	01.05 - 09.07	1998	B	150 kW	1235	87
LAGUNA II (BG0/1_) 2.0 16V IDE (BG0N)	F5R 700	04.01 - 09.07	1998	B	103 kW	1235	89
LAGUNA II (BG0/1_) 2.0 16V IDE (BG0N)	F5R 701	04.01 - 09.07	1998	B	103 kW	1235	89
LAGUNA II (BG0/1_) 2.0 16V Turbo (BG0S, BG1L, BG1M)	F4R 764	01.03 - 03.05	1998	B	120 kW	1235	87
LAGUNA II (BG0/1_) 2.0 16V Turbo (BG0S, BG1L, BG1M)	F4R 765	01.03 - 03.05	1998	B	120 kW	1235	87
LAGUNA II (BG0/1_) 2.0 16V Turbo (BG0S, BG1L, BG1M)	F4R 786	01.03 - 03.05	1998	B	120 kW	1235	87
LAGUNA II (BG0/1_) 2.0 16V Turbo (BG0S, BG1L, BG1M)	F4R 787	01.03 - 03.05	1998	B	120 kW	1235	87
LAGUNA II (BG0/1_) 2.0 dCi (BG14, BG1S)	M9R 760	01.06 - 08.07	1995	D	127 kW	1236	97
LAGUNA II (BG0/1_) 2.0 dCi (BG1T)	M9R 740	08.05 - 08.06	1995	D	110 kW	1236	97
LAGUNA II (BG0/1_) 2.2 dCi (BG09)	G9T 600	04.04 - 10.05	2188	D	85 kW	1238	108
LAGUNA II (BG0/1_) 2.2 dCi (BG0F)	G9T 700	10.01 - 08.06	2188	D	110 kW	1238	108
LAGUNA II (BG0/1_) 2.2 dCi (BG0F)	G9T 702	10.01 - 08.06	2188	D	110 kW	1238	108
LAGUNA II (BG0/1_) 2.2 dCi	G9T 600	05.05 - 08.07	2188	D	102 kW	1238	108
LAGUNA II (BG0/1_) 2.2 dCi	G9T 605	05.05 - 08.07	2188	D	102 kW	1238	108
LAGUNA II (BG0/1_) 2.2 dCi	G9T 706	05.05 - 08.07	2188	D	102 kW	1238	108










LAGUNA II (BG0/1_) 2.2 dCi	G9T 707	05.05 - 08.07	2188	D	102 kW	1238	108
LAGUNA II (BG0/1_) 2.9 V6 24V	L7X 731	09.02 - 12.06	2946	B	157 kW	1238	109
LAGUNA II (BG0/1_) 2.9 V6 24V	L7X 733	09.02 - 12.06	2946	B	157 kW	1238	109
LAGUNA II (BG0/1_) 2.9 V6 24V	L7X 733	03.01 - 08.07	2946	B	155 kW	1238	109
LAGUNA II (BG0/1_) 3.0 V6 24V (BG01, BG02, BG0D, BG0Y)	L7X 731	03.01 - 09.07	2946	B	152 kW	1238	109
LAGUNA II (BG0/1_) 3.0 V6 24V (BG01, BG02, BG0D, BG0Y)	L7X 733	03.01 - 09.07	2946	B	152 kW	1238	109
LAGUNA II Grandtour (KG0/1_) 1.6 16V (KG0A, KG0L)	K4M 710	03.01 - 12.07	1598	B	79 kW	1227	35
LAGUNA II Grandtour (KG0/1_) 1.6 16V (KG0A, KG0L)	K4M 714	03.01 - 12.07	1598	B	79 kW	1227	35
LAGUNA II Grandtour (KG0/1_) 1.6 16V	K4M 716	02.05 - 08.07	1598	B	82 kW	1227	35
LAGUNA II Grandtour (KG0/1_) 1.6 Bifuel	K4M 714	06.05 - 12.07	1598	B/G	79 kW	1227	35
LAGUNA II Grandtour (KG0/1_) 1.6	K4M 710	03.01 - 10.05	1598	B	76 kW	1227	35
LAGUNA II Grandtour (KG0/1_) 1.8 16V (KG0B, KG0M)	F4P 770	03.01 - 05.05	1783	B	88 kW	1235	87
LAGUNA II Grandtour (KG0/1_) 1.8 16V (KG0B, KG0M)	F4P 773	03.01 - 05.05	1783	B	88 kW	1235	87
LAGUNA II Grandtour (KG0/1_) 1.8 16V (KG0J)	F4P 770	03.01 - 05.05	1783	B	85 kW	1235	87
LAGUNA II Grandtour (KG0/1_) 1.8 16V (KG0J)	F4P 771	03.01 - 05.05	1783	B	85 kW	1235	87
LAGUNA II Grandtour (KG0/1_) 1.8 16V (KG0J)	F4P 774	03.01 - 05.05	1783	B	85 kW	1235	87
LAGUNA II Grandtour (KG0/1_) 1.8 16V (KG0J)	F4P 775	03.01 - 05.05	1783	B	85 kW	1235	87
LAGUNA II Grandtour (KG0/1_) 1.8 16V	F4P 770	03.01 - 05.05	1783	B	89 kW	1235	87
LAGUNA II Grandtour (KG0/1_) 1.8 16V	F4P 770	03.01 - 05.05	1783	B	86 kW	1235	87
LAGUNA II Grandtour (KG0/1_) 1.8 16V	F4P 774	03.01 - 05.05	1783	B	89 kW	1235	87
LAGUNA II Grandtour (KG0/1_) 1.9 dCi (KG0E)	F9Q 752	06.01 - 05.05	1870	D	77 kW	1232	67
LAGUNA II Grandtour (KG0/1_) 1.9 dCi (KG05)	F9Q 664	03.04 - 05.05	1870	D	68 kW	1232	67
LAGUNA II Grandtour (KG0/1_) 1.9 dCi (KG0E, KG0R)	F9Q 752	10.01 - 05.05	1870	D	74 kW	1232	67
LAGUNA II Grandtour (KG0/1_) 1.9 dCi (KG0G)	F9Q 670	03.01 - 09.07	1870	D	88 kW	1232	67
LAGUNA II Grandtour (KG0/1_) 1.9 dCi (KG0G)	F9Q 674	03.01 - 09.07	1870	D	88 kW	1232	67
LAGUNA II Grandtour (KG0/1_) 1.9 dCi (KG0G)	F9Q 750	03.01 - 09.07	1870	D	88 kW	1232	67
LAGUNA II Grandtour (KG0/1_) 1.9 dCi (KG12)	F9Q 758	08.05 - 09.07	1870	D	85 kW	1232	67
LAGUNA II Grandtour (KG0/1_) 1.9 dCi (KG12)	F9Q 759	08.05 - 09.07	1870	D	85 kW	1232	67
LAGUNA II Grandtour (KG0/1_) 1.9 dCi (KG1A, KG1W, KG0G)	F9Q 674	01.05 - 12.07	1870	D	81 kW	1232	67
LAGUNA II Grandtour (KG0/1_) 1.9 dCi (KG1A, KG1W, KG0G)	F9Q 758	01.05 - 12.07	1870	D	81 kW	1232	67
LAGUNA II Grandtour (KG0/1_) 1.9 dCi (KG1V)	F9Q 758	05.05 - 12.07	1870	D	96 kW	1232	67
LAGUNA II Grandtour (KG0/1_) 1.9 dCi (KG1V)	F9Q 759	05.05 - 12.07	1870	D	96 kW	1232	67
LAGUNA II Grandtour (KG0/1_) 1.9 dCi	F9Q 664	08.03 - 09.07	1870	D	66 kW	1232	67
LAGUNA II Grandtour (KG0/1_) 1.9 dCi	F9Q 718	03.01 - 12.07	1870	D	79 kW	1232	67
LAGUNA II Grandtour (KG0/1_) 1.9 dCi	F9Q 750	09.05 - 12.07	1870	D	92 kW	1232	67
LAGUNA II Grandtour (KG0/1_) 1.9 dCi	F9Q 754	03.01 - 12.07	1870	D	79 kW	1232	67
LAGUNA II Grandtour (KG0/1_) 2.0 16V (KG00, KG0K, KG0W, KG0P)	F4R 712	08.02 - 12.07	1998	B	99 kW	1235	87
LAGUNA II Grandtour (KG0/1_) 2.0 16V (KG00, KG0K, KG0W, KG0P)	F4R 712	10.04 - 09.07	1998	B	98 kW	1235	87
LAGUNA II Grandtour (KG0/1_) 2.0 16V (KG00, KG0K, KG0W, KG0P)	F4R 713	08.02 - 12.07	1998	B	99 kW	1235	87
LAGUNA II Grandtour (KG0/1_) 2.0 16V (KG00, KG0K, KG0W, KG0P)	F4R 713	10.04 - 09.07	1998	B	98 kW	1235	87
LAGUNA II Grandtour (KG0/1_) 2.0 16V (KG00, KG0K, KG0W, KG0P)	F4R 714	08.02 - 12.07	1998	B	99 kW	1235	87
LAGUNA II Grandtour (KG0/1_) 2.0 16V (KG00, KG0K, KG0W, KG0P)	F4R 714	10.04 - 09.07	1998	B	98 kW	1235	87
LAGUNA II Grandtour (KG0/1_) 2.0 16V (KG00, KG0K, KG0W, KG0P)	F4R 715	08.02 - 12.07	1998	B	99 kW	1235	87
LAGUNA II Grandtour (KG0/1_) 2.0 16V (KG00, KG0K, KG0W, KG0P)	F4R 715	10.04 - 09.07	1998	B	98 kW	1235	87
LAGUNA II Grandtour (KG0/1_) 2.0 16V (KG03, KG0Z, KG0T, KG1Y)	F4R 784	01.05 - 09.07	1998	B	125 kW	1235	87
LAGUNA II Grandtour (KG0/1_) 2.0 16V (KG03, KG0Z, KG0T, KG1Y)	F4R 786	01.05 - 09.07	1998	B	125 kW	1235	87
LAGUNA II Grandtour (KG0/1_) 2.0 16V (KG03, KG0Z, KG0T, KG1Y)	F4R 787	01.05 - 09.07	1998	B	125 kW	1235	87
LAGUNA II Grandtour (KG0/1_) 2.0 16V (KG1Y)	F4R 886	01.05 - 09.07	1998	B	150 kW	1235	87
LAGUNA II Grandtour (KG0/1_) 2.0 16V (KG1Y)	F4R 887	01.05 - 09.07	1998	B	150 kW	1235	87
LAGUNA II Grandtour (KG0/1_) 2.0 16V IDE (KG0N)	F5R 700	04.01 - 09.07	1998	B	103 kW	1235	89
LAGUNA II Grandtour (KG0/1_) 2.0 16V IDE (KG0N)	F5R 701	04.01 - 09.07	1998	B	103 kW	1235	89
LAGUNA II Grandtour (KG0/1_) 2.0 16V Turbo (KG0S, KG1L, KG03)	F4R 764	01.03 - 08.05	1998	B	120 kW	1235	87
LAGUNA II Grandtour (KG0/1_) 2.0 16V Turbo (KG0S, KG1L, KG03)	F4R 765	01.03 - 08.05	1998	B	120 kW	1235	87
LAGUNA II Grandtour (KG0/1_) 2.0 16V Turbo (KG0S, KG1L, KG03)	F4R 786	01.03 - 08.05	1998	B	120 kW	1235	87
LAGUNA II Grandtour (KG0/1_) 2.0 16V Turbo (KG0S, KG1L, KG03)	F4R 787	01.03 - 08.05	1998	B	120 kW	1235	87
LAGUNA II Grandtour (KG0/1_) 2.0 dCi (KG1S)	M9R 760	01.06 - 12.07	1995	D	127 kW	1236	97
LAGUNA II Grandtour (KG0/1_) 2.0 dCi (KG1T)	M9R 740	08.05 - 08.06	1995	D	110 kW	1236	97
LAGUNA II Grandtour (KG0/1_) 2.2 dCi (KG09)	G9T 600	04.04 - 10.05	2188	D	85 kW	1238	108
LAGUNA II Grandtour (KG0/1_) 2.2 dCi (KG0F)	G9T 702	10.01 - 08.06	2188	D	110 kW	1238	108
LAGUNA II Grandtour (KG0/1_) 2.2 dCi	G9T 600	05.05 - 12.07	2188	D	102 kW	1238	108
LAGUNA II Grandtour (KG0/1_) 2.2 dCi	G9T 706	05.05 - 12.07	2188	D	102 kW	1238	108
LAGUNA II Grandtour (KG0/1_) 2.2 dCi	G9T 707	05.05 - 12.07	2188	D	102 kW	1238	108

			<b>ccm</b>		<b>kw</b>		<b>1 POS</b>
LAGUNA II Grandtour (KG0/1_) 3.0 V6 24V	L7X 731	09.02 - 12.05	2946	B	157 kW	1238	109
LAGUNA II Grandtour (KG0/1_) 2.9 V6 24V	L7X 731	10.03 - 12.07	2946	B	155 kW	1238	109
LAGUNA II Grandtour (KG0/1_) 2.9 V6 24V	L7X 733	09.02 - 12.05	2946	B	157 kW	1238	109
LAGUNA II Grandtour (KG0/1_) 3.0 V6 24V (KG0D, KG01)	L7X 731	03.01 - 12.07	2946	B	152 kW	1238	109
LAGUNA II Grandtour (KG0/1_) 3.0 V6 24V (KG0D, KG01)	L7X 733	03.01 - 12.07	2946	B	152 kW	1238	109
LAGUNA III (BT0/1) 1.5 dCi (BT00, BT0A, BT0T, BT1J)	K9K 780	10.07 - 12.15	1461	D	81 kW	1225	23
LAGUNA III (BT0/1) 1.5 dCi (BT00, BT0A, BT0T, BT1J)	K9K 782	10.07 - 12.15	1461	D	81 kW	1225	23
LAGUNA III (BT0/1) 1.5 dCi (BT00, BT0A, BT0T, BT1J)	K9K 846	10.07 - 12.15	1461	D	81 kW	1225	23
LAGUNA III (BT0/1) 1.6 16V (BT04, BT0D, BT0U)	K4M 824	10.07 - 12.15	1598	B	81 kW	1227	35
LAGUNA III (BT0/1) 2.0 16V (BT05, BT0F, BT0W)	M4R 704	10.07 - 12.12	1997	B	103 kW	1236	96
LAGUNA III (BT0/1) 2.0 16V Turbo	F4R 811	10.07 - 12.15	1998	B	125 kW	1235	87
LAGUNA III (BT0/1) 2.0 GT	F4R 800	03.08 - 12.15	1998	B	150 kW	1235	87
LAGUNA III (BT0/1) 2.0 dCi (BT01, BT08, BT09, BT0E, BT0K, BT12, BT1C, BT1D,...)	M9R 742	10.07 - 12.15	1995	D	110 kW	1236	97
LAGUNA III (BT0/1) 2.0 dCi (BT01, BT08, BT09, BT0E, BT0K, BT12, BT1C, BT1D,...)	M9R 744	10.07 - 12.15	1995	D	110 kW	1236	97
LAGUNA III (BT0/1) 2.0 dCi (BT01, BT08, BT09, BT0E, BT0K, BT12, BT1C, BT1D,...)	M9R 746	10.07 - 12.15	1995	D	110 kW	1236	97
LAGUNA III (BT0/1) 2.0 dCi (BT01, BT08, BT09, BT0E, BT0K, BT12, BT1C, BT1D,...)	M9R 748	10.07 - 12.15	1995	D	110 kW	1236	97
LAGUNA III (BT0/1) 2.0 dCi (BT01, BT08, BT09, BT0E, BT0K, BT12, BT1C, BT1D,...)	M9R 754	10.07 - 12.15	1995	D	110 kW	1237	98
LAGUNA III (BT0/1) 2.0 dCi (BT01, BT08, BT09, BT0E, BT0K, BT12, BT1C, BT1D,...)	M9R 802	10.07 - 12.15	1995	D	110 kW	1236	97
LAGUNA III (BT0/1) 2.0 dCi (BT01, BT08, BT09, BT0E, BT0K, BT12, BT1C, BT1D,...)	M9R 805	10.07 - 12.15	1995	D	110 kW	1236	97
LAGUNA III (BT0/1) 2.0 dCi (BT01, BT08, BT09, BT0E, BT0K, BT12, BT1C, BT1D,...)	M9R 808	10.07 - 12.15	1995	D	110 kW	1237	102
LAGUNA III (BT0/1) 2.0 dCi (BT01, BT08, BT09, BT0E, BT0K, BT12, BT1C, BT1D,...)	M9R 814	10.07 - 12.15	1995	D	110 kW	1236	97
LAGUNA III (BT0/1) 2.0 dCi (BT01, BT08, BT09, BT0E, BT0K, BT12, BT1C, BT1D,...)	M9R 845	10.07 - 12.15	1995	D	110 kW	1236	97
LAGUNA III (BT0/1) 2.0 dCi (BT01, BT08, BT09, BT0E, BT0K, BT12, BT1C, BT1D,...)	M9R 854	10.07 - 12.15	1995	D	110 kW	1236	97
LAGUNA III (BT0/1) 2.0 dCi (BT01, BT08, BT09, BT0E, BT0K, BT12, BT1C, BT1D,...)	M9R 858	10.07 - 12.15	1995	D	110 kW	1236	97
LAGUNA III (BT0/1) 2.0 dCi (BT07, BT0J, BT14, BT1A, BT1S)	M9R 742	10.07 - 12.15	1995	D	96 kW	1236	97
LAGUNA III (BT0/1) 2.0 dCi (BT07, BT0J, BT14, BT1A, BT1S)	M9R 744	10.07 - 12.15	1995	D	96 kW	1236	97
LAGUNA III (BT0/1) 2.0 dCi (BT07, BT0J, BT14, BT1A, BT1S)	M9R 802	10.07 - 12.15	1995	D	96 kW	1236	97
LAGUNA III (BT0/1) 2.0 dCi (BT07, BT0J, BT14, BT1A, BT1S)	M9R 814	10.07 - 12.15	1995	D	96 kW	1236	97
LAGUNA III (BT0/1) 2.0 dCi (BT07, BT0J, BT14, BT1A, BT1S)	M9R 854	10.07 - 12.15	1995	D	96 kW	1236	97
LAGUNA III (BT0/1) 2.0 dCi (BT07, BT0J, BT14, BT1A, BT1S)	M9R 858	10.07 - 12.15	1995	D	96 kW	1236	97
LAGUNA III (BT0/1) 2.0 dCi (BT0M, BT0N, BT0S, BT19, BT1F)	M9R 800	01.08 - 12.15	1995	D	127 kW	1236	97
LAGUNA III (BT0/1) 2.0 dCi (BT0M, BT0N, BT0S, BT19, BT1F)	M9R 806	01.08 - 12.15	1995	D	127 kW	1236	97
LAGUNA III (BT0/1) 2.0 dCi (BT0M, BT0N, BT0S, BT19, BT1F)	M9R 809	01.08 - 12.15	1995	D	127 kW	1236	97
LAGUNA III (BT0/1) 2.0 dCi (BT0M, BT0N, BT0S, BT19, BT1F)	M9R 815	01.08 - 12.15	1995	D	127 kW	1236	97
LAGUNA III (BT0/1) 2.0 dCi (BT0M, BT0N, BT0S, BT19, BT1F)	M9R 854	01.08 - 12.15	1995	D	127 kW	1236	97
LAGUNA III (BT0/1) 2.0 dCi (BT0M, BT0N, BT0S, BT19, BT1F)	M9R 857	01.08 - 12.15	1995	D	127 kW	1236	97
LAGUNA III (BT0/1) 2.0 dCi (BT0M, BT0N, BT0S, BT19, BT1F)	M9R 858	01.08 - 12.15	1995	D	127 kW	1236	97
LAGUNA III (BT0/1) 2.0 dCi GT (BT11, BT1E, BT1N)	M9R 816	03.08 - 12.15	1995	D	131 kW	1236	97
LAGUNA III (BT0/1) 2.0 dCi GT (BT11, BT1E, BT1N)	M9R 820	03.08 - 12.15	1995	D	131 kW	1236	97
LAGUNA III (BT0/1) 2.0 dCi GT (BT11, BT1E, BT1N)	M9R 828	03.08 - 12.15	1995	D	131 kW	1236	97
LAGUNA III Grandtour (KT0/1) 1.5 dCi (KT0A, KT0R, KT02)	K9K 780	10.07 - 12.15	1461	D	81 kW	1225	23
LAGUNA III Grandtour (KT0/1) 1.5 dCi (KT0A, KT0R, KT02)	K9K 782	10.07 - 12.15	1461	D	81 kW	1225	23
LAGUNA III Grandtour (KT0/1) 1.5 dCi (KT0A, KT0R, KT02)	K9K 846	10.07 - 12.15	1461	D	81 kW	1225	23
LAGUNA III Grandtour (KT0/1) 1.6 16V (KT0D)	K4M 824	10.07 - 12.15	1598	B	81 kW	1227	35
LAGUNA III Grandtour (KT0/1) 2.0 16V (KT0F, KT0W)	M4R 704	10.07 - 12.15	1997	B	103 kW	1236	96
LAGUNA III Grandtour (KT0/1) 2.0 16V Hi-Flex (KT1H, KT1G, KT1K)	M4R 704	10.07 - 12.15	1997	B/E	103 kW	1236	96
LAGUNA III Grandtour (KT0/1) 2.0 16V Turbo	F4R 811	10.07 - 12.15	1998	B	125 kW	1235	87
LAGUNA III Grandtour (KT0/1) 2.0 GT	F4R 800	03.08 - 12.15	1998	B	150 kW	1235	87
LAGUNA III Grandtour (KT0/1) 2.0 dCi (KT01, KT08, KT09, KT0K, KT12, KT1D, KT1W)	M9R 742	10.07 - 12.15	1995	D	110 kW	1236	97
LAGUNA III Grandtour (KT0/1) 2.0 dCi (KT01, KT08, KT09, KT0K, KT12, KT1D, KT1W)	M9R 744	10.07 - 12.15	1995	D	110 kW	1236	97
LAGUNA III Grandtour (KT0/1) 2.0 dCi (KT01, KT08, KT09, KT0K, KT12, KT1D, KT1W)	M9R 802	10.07 - 12.15	1995	D	110 kW	1236	97
LAGUNA III Grandtour (KT0/1) 2.0 dCi (KT01, KT08, KT09, KT0K, KT12, KT1D, KT1W)	M9R 805	10.07 - 12.15	1995	D	110 kW	1236	97
LAGUNA III Grandtour (KT0/1) 2.0 dCi (KT01, KT08, KT09, KT0K, KT12, KT1D, KT1W)	M9R 808	10.07 - 12.15	1995	D	110 kW	1237	102
LAGUNA III Grandtour (KT0/1) 2.0 dCi (KT01, KT08, KT09, KT0K, KT12, KT1D, KT1W)	M9R 814	10.07 - 12.15	1995	D	110 kW	1236	97
LAGUNA III Grandtour (KT0/1) 2.0 dCi (KT01, KT08, KT09, KT0K, KT12, KT1D, KT1W)	M9R 845	10.07 - 12.15	1995	D	110 kW	1236	97
LAGUNA III Grandtour (KT0/1) 2.0 dCi (KT01, KT08, KT09, KT0K, KT12, KT1D, KT1W)	M9R 854	10.07 - 12.15	1995	D	110 kW	1236	97
LAGUNA III Grandtour (KT0/1) 2.0 dCi (KT01, KT08, KT09, KT0K, KT12, KT1D, KT1W)	M9R 858	10.07 - 12.15	1995	D	110 kW	1236	97
LAGUNA III Grandtour (KT0/1) 2.0 dCi (KT07, KT0J, KT14, KT1A, KT1S)	M9R 742	10.07 - 12.15	1995	D	96 kW	1236	97
LAGUNA III Grandtour (KT0/1) 2.0 dCi (KT07, KT0J, KT14, KT1A, KT1S)	M9R 744	10.07 - 12.15	1995	D	96 kW	1236	97
LAGUNA III Grandtour (KT0/1) 2.0 dCi (KT07, KT0J, KT14, KT1A, KT1S)	M9R 802	10.07 - 12.15	1995	D	96 kW	1236	97
LAGUNA III Grandtour (KT0/1) 2.0 dCi (KT07, KT0J, KT14, KT1A, KT1S)	M9R 814	10.07 - 12.15	1995	D	96 kW	1236	97
LAGUNA III Grandtour (KT0/1) 2.0 dCi (KT07, KT0J, KT14, KT1A, KT1S)	M9R 845	10.07 - 12.15	1995	D	96 kW	1236	97



LAGUNA III Grandtour (KT0/1) 2.0 dCi (KT07, KT0J, KT14, KT1A, KT1S)	M9R 858	10.07 - 12.15	1995	D	96 kW	1236	97
LAGUNA III Grandtour (KT0/1) 2.0 dCi (KT0M, KT0N, KT0S, KT19, KT1F)	M9R 800	01.08 - 12.15	1995	D	127 kW	1236	97
LAGUNA III Grandtour (KT0/1) 2.0 dCi (KT0M, KT0N, KT0S, KT19, KT1F)	M9R 806	01.08 - 12.15	1995	D	127 kW	1236	97
LAGUNA III Grandtour (KT0/1) 2.0 dCi (KT0M, KT0N, KT0S, KT19, KT1F)	M9R 809	01.08 - 12.15	1995	D	127 kW	1236	97
LAGUNA III Grandtour (KT0/1) 2.0 dCi (KT0M, KT0N, KT0S, KT19, KT1F)	M9R 815	01.08 - 12.15	1995	D	127 kW	1236	97
LAGUNA III Grandtour (KT0/1) 2.0 dCi (KT0M, KT0N, KT0S, KT19, KT1F)	M9R 849	01.08 - 12.15	1995	D	127 kW	1236	97
LAGUNA III Grandtour (KT0/1) 2.0 dCi (KT0M, KT0N, KT0S, KT19, KT1F)	M9R 854	01.08 - 12.15	1995	D	127 kW	1236	97
LAGUNA III Grandtour (KT0/1) 2.0 dCi (KT0M, KT0N, KT0S, KT19, KT1F)	M9R 857	01.08 - 12.15	1995	D	127 kW	1236	97
LAGUNA III Grandtour (KT0/1) 2.0 dCi (KT0M, KT0N, KT0S, KT19, KT1F)	M9R 858	01.08 - 12.15	1995	D	127 kW	1236	97
LAGUNA III Grandtour (KT0/1) 2.0 dCi GT (KT11, KT1E, KT1N)	M9R 816	03.08 - 12.15	1995	D	131 kW	1236	97
LAGUNA III Grandtour (KT0/1) 2.0 dCi GT (KT11, KT1E, KT1N)	M9R 820	03.08 - 12.15	1995	D	131 kW	1236	97
LAGUNA III Grandtour (KT0/1) 2.0 dCi GT (KT11, KT1E, KT1N)	M9R 828	03.08 - 12.15	1995	D	131 kW	1236	97
LATITUDE (L70_) 1.5 dCi (L70R, L731)	K9K 782	07.10	1461	D	81 kW	1225	23
LATITUDE (L70_) 1.5 dCi (L70R, L731)	K9K 849	07.10	1461	D	81 kW	1226	30
LATITUDE (L70_) 2.0 dCi 130	M9R 756	12.13	1995	D	96 kW	1237	98
LATITUDE (L70_) 2.0 dCi 150 (L70H)	M9R 824	02.11	1995	D	110 kW	1236	97
LATITUDE (L70_) 2.0 dCi 150 (L70H)	M9R 846	02.11	1995	D	110 kW	1236	97
LATITUDE (L70_) 2.0 dCi 175 (L70Y)	M9R 804	05.11	1995	D	127 kW	1236	97
LATITUDE (L70_) 2.0 dCi 175 (L70Y)	M9R 817	05.11	1995	D	127 kW	1236	97
LATITUDE (L70_) 2.0 dCi 175 (L70Y)	M9R 844	05.11	1995	D	127 kW	1236	97
LOGGY (JS_) 1.5 dCi	K9K 830	01.15	1461	D	62 kW	1225	23
LOGGY (JS_) 1.5 dCi	K9K 846	04.15 - 12.19	1461	D	81 kW	1225	23
LOGGY (JS_) 1.6	K4M 845	07.13	1598	B	81 kW	1227	37
LOGGY (JS_) 1.6	K7M 812	07.13	1598	B	59 kW	1227	36
LOGGY (JS_) 1.6	K7M 812	07.13	1598	B	66 kW	1227	36
LOGAN EXPRESS (US_) 1.5 dCi	K9K 792	04.07	1461	D	50 kW	1225	23
LOGAN EXPRESS (US_) 1.6	K7M 710	04.07	1598	B	64 kW	1227	39
LOGAN I (LS_) 1.0 Hi-Flex (LS1G, LS1R, LS0R)	D4D760	07.07 - 09.13	999	B/E	57 kW	1222	7
LOGAN I (LS_) 1.4 LPG	K7J 714	02.08 - 10.13	1390	B/G	53 kW	1227	39
LOGAN I (LS_) 1.4	K7J 710	09.04	1390	B	55 kW	1227	40
LOGAN I (LS_) 1.5 dCi	K9K 700	04.06 - 10.13	1461	D	48 kW	1225	24
LOGAN I (LS_) 1.5 dCi	K9K 790	04.06 - 10.13	1461	D	48 kW	1225	24
LOGAN I (LS_) 1.5 dCi	K9K 792	04.07	1461	D	50 kW	1225	23
LOGAN I (LS_) 1.5 dCi	K9K 794	04.06 - 10.13	1461	D	48 kW	1225	24
LOGAN I (LS_) 1.5 dCi	K9K 796	02.08 - 06.15	1461	D	63 kW	1225	23
LOGAN I (LS_) 1.6 (LS0L, LS09, LS0V, LS0P, LS18, LS1S, LS1V, LS1Y,...	K4M 690	04.07 - 10.13	1598	B	77 kW	1226	34
LOGAN I (LS_) 1.6 (LS0L, LS09, LS0V, LS0P, LS18, LS1S, LS1V, LS1Y,...	K4M 694	04.07 - 10.13	1598	B	77 kW	1226	34
LOGAN I (LS_) 1.6 (LS0L, LS09, LS0V, LS0P, LS18, LS1S, LS1V, LS1Y,...	K4M 696	04.07 - 10.13	1598	B	77 kW	1227	35
LOGAN I (LS_) 1.6 (LS0L, LS09, LS0V, LS0P, LS18, LS1S, LS1V, LS1Y,...	K4M 697	04.07 - 10.13	1598	B	77 kW	1227	35
LOGAN I (LS_) 1.6 (LS0L, LS09, LS0V, LS0P, LS18, LS1S, LS1V, LS1Y,...	K4M 698	04.07 - 10.13	1598	B	77 kW	1227	35
LOGAN I (LS_) 1.6 Flex (LS16, LS1U, LS1A, LS0T)	K7M 714	11.07 - 08.12	1598	B/E	70 kW	1227	36
LOGAN I (LS_) 1.6 Flex (LS16, LS1U, LS1A, LS0T)	K7M 764	11.07 - 08.12	1598	B/E	70 kW	1227	36
LOGAN I (LS_) 1.6 Flex (LS1V, LS09, LS0V)	K4M 694	07.07 - 09.13	1598	B/E	82 kW	1226	34
LOGAN I (LS_) 1.6 Flex (LS1V, LS09, LS0V)	K4M 697	07.07 - 09.13	1598	B/E	82 kW	1227	35
LOGAN I (LS_) 1.6	K4M 690	04.07	1598	B	82 kW	1226	34
LOGAN I (LS_) 1.6	K4M 697	04.07	1598	B	82 kW	1227	35
LOGAN I (LS_) 1.6	K4M 706	02.07 - 09.10	1598	B	80 kW	1227	35
LOGAN I (LS_) 1.6	K7M 710	05.08	1598	B	66 kW	1227	39
LOGAN I (LS_) 1.6	K7M 710	09.04	1598	B	64 kW	1227	39
LOGAN I (LS_) 1.6	K7M 718	05.08	1598	B	66 kW	1227	40
LOGAN I Kombi (KS_) 1.4	K7J 710	10.07	1390	B	55 kW	1227	40
LOGAN I Kombi (KS_) 1.5 dCi (KS04, KS1L)	K9K 612	06.11 - 06.15	1461	D	66 kW	1225	23
LOGAN I Kombi (KS_) 1.5 dCi (KS04, KS1L)	K9K 892	06.11 - 06.15	1461	D	66 kW	1225	23
LOGAN I Kombi (KS_) 1.5 dCi	K9K 792	04.07	1461	D	50 kW	1225	23
LOGAN I Kombi (KS_) 1.5 dCi	K9K 796	02.08 - 06.15	1461	D	63 kW	1225	23
LOGAN I Kombi (KS_) 1.6 (KS0L, KS0M, KS0P, KS1S)	K4M 690	04.07	1598	B	77 kW	1226	34
LOGAN I Kombi (KS_) 1.6 (KS0L, KS0M, KS0P, KS1S)	K4M 696	04.07	1598	B	77 kW	1227	35
LOGAN I Kombi (KS_) 1.6 (KS0L, KS0M, KS0P, KS1S)	K4M 697	04.07	1598	B	77 kW	1227	35
LOGAN I Kombi (KS_) 1.6	K7M 710	04.07	1598	B	64 kW	1227	39
LOGAN II Kombi (K8_) 1.2 16V LPG	D4F 732	12.13	1149	B/G	53 kW	1222	5
LOGAN II Kombi (K8_) 1.2 16V LPG	D4F 734	12.13	1149	B/G	53 kW	1222	5
LOGAN II Kombi (K8_) 1.2 16V	D4F 732	12.13	1149	B	54 kW	1222	5

			<b>ccm</b>		<b>kw</b>		<b>1 POS</b>
LOGAN II Kombi (K8_) 1.2 16V	D4F 734	12.13	1149	B	54 kW	1222	5
LOGAN II Kombi (K8_) 1.5 dCi	K9K 612	12.13	1461	D	66 kW	1225	23
LOGAN II Kombi (K8_) 1.5 dCi	K9K 838	12.13	1461	D	62 kW	1225	23
LOGAN II Kombi (K8_) 1.6 (K8A9)	K4M 845	12.13	1598	B	78 kW	1227	37
LOGAN II Kombi (K8_) 1.6	K7M 812	12.13	1598	B	59 kW	1227	36
LOGAN II Kombi (K8_) 1.6	K7M 812	11.13	1598	B	66 kW	1227	36
LOGAN II Kombi (K8_) TCe 90 (K8M1)	H4B 408	02.17 - 12.20	898	B	66 kW	1223	14
LOGAN Pick-up (US_) 1.6 16V (US1Y)	K4M 690	01.10 - 08.13	1598	B	77 kW	1226	34
LOGAN/STEPWAY II (L8_) 1.0 Hi-Flex (L8A0)	D4D 754	10.13 - 12.16	999	B/E	59 kW	1222	5
LOGAN/STEPWAY II (L8_) 1.2 16V LPG	D4F 732	11.13	1149	B/G	53 kW	1222	5
LOGAN/STEPWAY II (L8_) 1.2 16V LPG	D4F 734	11.13	1149	B/G	53 kW	1222	5
LOGAN/STEPWAY II (L8_) 1.2	D4F 732	11.13	1149	B	55 kW	1222	5
LOGAN/STEPWAY II (L8_) 1.5 dCi	K9K 612	12.13	1461	D	66 kW	1225	23
LOGAN/STEPWAY II (L8_) 1.5 dCi	K9K 838	12.13	1461	D	62 kW	1225	23
LOGAN/STEPWAY II (L8_) 1.6 (L8A9, L8J0)	K4M 842	04.14	1598	B	75 kW	1227	35
LOGAN/STEPWAY II (L8_) 1.6 (L8A9, L8J0)	K4M 845	04.14	1598	B	75 kW	1227	37
LOGAN/STEPWAY II (L8_) 1.6 Flex (L8A6)	K7M 764	09.12 - 12.17	1598	B/E	78 kW	1227	36
LOGAN/STEPWAY II (L8_) 1.6	K4M 842	11.13	1598	B	78 kW	1227	35
LOGAN/STEPWAY II (L8_) 1.6	K4M 845	11.13	1598	B	81 kW	1227	37
LOGAN/STEPWAY II (L8_) 1.6	K7M 812	04.14	1598	B	60 kW	1227	36
LOGAN/STEPWAY II (L8_) 1.6	K7M 812	11.13	1598	B	63 kW	1227	36
LOGAN/STEPWAY II (L8_) 1.6	K7M 812	11.13	1598	B	66 kW	1227	36
LOGAN/STEPWAY II (L8_) 1.6	K7M 812	11.13	1598	B	59 kW	1227	36
MASTER I Bus (T_) 2.0	J5R 728	06.85 - 10.89	1995	B	60 kW	1238	111
MASTER I Bus (T_) 2.1 D	J8S 330	11.89 - 04.95	2068	D	44 kW	1238	106
MASTER I Bus (T_) 2.4 D	S8U 731	09.86 - 10.89	2445	D	53 kW	1240	123
MASTER I Bus (T_) 28-35 2.0	J5R 718	10.86 - 07.98	1995	B	58 kW	1238	111
MASTER I Bus (T_) 28-35 2.1 D	J8S 330	08.80 - 07.98	2068	D	44 kW	1238	106
MASTER I Bus (T_) 28-35 2.4 D	8140.61.2300	08.80 - 08.89	2445	D	52 kW	1239	117
MASTER I Bus (T_) 28-35 2.4 D	S8U 731	08.80 - 08.89	2445	D	52 kW	1240	123
MASTER I Bus (T_) 28-35 2.5 D	8140.67.2510	08.89 - 07.98	2499	D	55 kW	1240	123
MASTER I Bus (T_) 28-35 2.5 D	S8U 742	08.89 - 07.98	2499	D	55 kW	1240	123
MASTER I Bus (T_) 30 2.2	J7T 782	08.80 - 07.98	2165	B	67 kW	1238	111
MASTER I Bus (T_) 30 2.2	J7T 788	08.80 - 07.98	2165	B	67 kW	1238	111
MASTER I Bus (T_) 35 2,5 TD	8140.27.2500	08.89 - 07.98	2499	D	69 kW	1240	120
MASTER I Bus (T_) 35 2,5 TD	8140.27.2510	08.89 - 07.98	2499	D	69 kW	1240	120
MASTER I Bus (T_) 35 2,5 TD	S9U 714	08.89 - 07.98	2499	D	69 kW	1240	123
MASTER I Kasten (T_) 2.4 D	S8U 730	07.83 - 08.86	2445	D	52 kW	1240	123
MASTER I Kasten (T_) 2.4 D	S8U 730	09.86 - 12.92	2445	D	53 kW	1240	123
MASTER I Kasten (T_) 2.4 D	S8U 731	07.80 - 06.83	2445	D	50 kW	1240	123
MASTER I Kasten (T_) 28-35 2,5 D	8140.67.2510	08.89 - 07.98	2499	D	55 kW	1240	123
MASTER I Kasten (T_) 28-35 2,5 D	S8U 742	08.89 - 07.98	2499	D	55 kW	1240	123
MASTER I Kasten (T_) 28-35 2,5 TD	8140.27.2580	08.89 - 07.98	2499	D	72 kW	1240	120
MASTER I Kasten (T_) 28-35 2,5 TD	S9U 702	08.89 - 07.98	2499	D	72 kW	1240	123
MASTER I Kasten (T_) 28-35 2.0	J5R 718	10.86 - 07.98	1995	B	58 kW	1238	111
MASTER I Kasten (T_) 28-35 2.1 D	J8S 330	08.80 - 07.98	2068	D	44 kW	1238	106
MASTER I Kasten (T_) 28-35 2.4 D	8140.61.2300	08.80 - 08.89	2445	D	52 kW	1239	117
MASTER I Kasten (T_) 28-35 2.4 D	S8U 731	08.80 - 08.89	2445	D	52 kW	1240	123
MASTER I Kasten (T_) 30 2.2	J7T 782	08.80 - 07.98	2165	B	67 kW	1238	111
MASTER I Kasten (T_) 30 2.2	J7T 788	08.80 - 07.98	2165	B	67 kW	1238	111
MASTER I Kasten (T_) 35 2,5 TD	8140.27.2500	08.89 - 07.98	2499	D	69 kW	1240	120
MASTER I Kasten (T_) 35 2,5 TD	8140.27.2510	08.89 - 07.98	2499	D	69 kW	1240	120
MASTER I Kasten (T_) 35 2,5 TD	S9U 714	08.89 - 07.98	2499	D	69 kW	1240	123
MASTER I Kasten (T_) 35 2,5 TD	S9U 740	08.89 - 07.98	2499	D	69 kW	1240	123
MASTER I Pritsche/Fahrgestell (P_) 2.0	J5R 718	11.89 - 07.93	1995	B	60 kW	1238	111
MASTER I Pritsche/Fahrgestell (P_) 2.1 D	J8S 330	11.89 - 07.93	2068	D	46 kW	1238	106
MASTER I Pritsche/Fahrgestell (P_) 2.2	J7T 788	08.93 - 02.98	2165	B	71 kW	1238	111
MASTER I Pritsche/Fahrgestell (P_) 2.4 D	S8U 730	08.93 - 02.98	2445	D	52 kW	1240	123
MASTER I Pritsche/Fahrgestell (P_) 2.5 DT	S9U 702	11.89 - 10.93	2499	D	69 kW	1240	123
MASTER I Pritsche/Fahrgestell (P_) 2.5 DT	S9U 740	08.93 - 02.98	2499	D	70 kW	1240	123
MASTER I Pritsche/Fahrgestell (P_) 2.5 D	S8U 742	07.80 - 10.89	2499	D	55 kW	1240	123
MASTER I Pritsche/Fahrgestell (P_) 28-35 2.0	J5R 728	10.86 - 07.98	1995	B	58 kW	1238	111










MASTER I Pritsche/Fahrgestell (P_) 28-35 2.5 D	8140.61.2300	09.80 - 07.98	2445	D	52 kW	1239	117
MASTER I Pritsche/Fahrgestell (P_) 28-35 2.5 D	S8U 731	09.80 - 07.98	2445	D	52 kW	1240	123
MASTER II Bus (JD) 1.9 dCi 80	F9Q 772	11.01	1870	D	60 kW	1232	67
MASTER II Bus (JD) 1.9 dCi 80	F9Q 774	11.01	1870	D	60 kW	1232	67
MASTER II Bus (JD) 1.9 dTi	F9Q 770	09.00	1870	D	59 kW	1232	67
MASTER II Bus (JD) 2.2 dCi 90	G9T 720	09.00	2188	D	66 kW	1238	108
MASTER II Bus (JD) 2.2 dCi 90	G9T 722	09.00	2188	D	66 kW	1238	108
MASTER II Bus (JD) 2.2 dCi 90	G9T 750	09.00	2188	D	66 kW	1238	108
MASTER II Bus (JD) 2.5 D	S8U 770	07.98 - 01.01	2499	D	59 kW	1240	123
MASTER II Bus (JD) 2.5 D	S8U 772	07.98 - 01.01	2499	D	59 kW	1240	123
MASTER II Bus (JD) 2.5 dCi 100 (JDCV)	G9U 754	10.03	2463	D	73 kW	1239	114
MASTER II Bus (JD) 2.5 dCi 120	G9U 720	10.01	2463	D	84 kW	1239	114
MASTER II Bus (JD) 2.5 dCi 120	G9U 724	10.01	2463	D	84 kW	1239	114
MASTER II Bus (JD) 2.5 dCi 120	G9U 750	10.01	2463	D	84 kW	1239	114
MASTER II Bus (JD) 2.5 dCi 120	G9U 754	10.01	2463	D	84 kW	1239	114
MASTER II Bus (JD) 2.5 dCi	G9U 632	08.06	2463	D	107 kW	1239	114
MASTER II Bus (JD) 2.5 dCi	G9U 650	08.06	2463	D	74 kW	1239	114
MASTER II Bus (JD) 2.5 dCi	G9U 650	08.06	2463	D	88 kW	1239	114
MASTER II Bus (JD) 2.5 dCi	G9U 754	08.06	2463	D	74 kW	1239	114
MASTER II Bus (JD) 2.8 dTi	S9W 702	07.98 - 10.08	2799	D	84 kW	1240	125
MASTER II Kasten (FD) 1.9 dCi 80	F9Q 772	11.01	1870	D	60 kW	1232	67
MASTER II Kasten (FD) 1.9 dCi 80	F9Q 774	11.01	1870	D	60 kW	1232	67
MASTER II Kasten (FD) 1.9 dTi	F9Q 770	09.00	1870	D	59 kW	1232	67
MASTER II Kasten (FD) 2.2 dCi 90	G9T 720	09.00	2188	D	66 kW	1238	108
MASTER II Kasten (FD) 2.2 dCi 90	G9T 722	09.00	2188	D	66 kW	1238	108
MASTER II Kasten (FD) 2.2 dCi 90	G9T 750	09.00	2188	D	66 kW	1238	108
MASTER II Kasten (FD) 2.5 D	S8U 770	07.98 - 09.01	2499	D	59 kW	1240	123
MASTER II Kasten (FD) 2.5 D	S8U 772	07.98 - 09.01	2499	D	59 kW	1240	123
MASTER II Kasten (FD) 2.5 dCi 100 (FD0U, FD0V)	G9U 754	10.03	2463	D	73 kW	1239	114
MASTER II Kasten (FD) 2.5 dCi 120	G9U 720	10.01	2463	D	84 kW	1239	114
MASTER II Kasten (FD) 2.5 dCi 120	G9U 724	10.01	2463	D	84 kW	1239	114
MASTER II Kasten (FD) 2.5 dCi 120	G9U 750	10.01	2463	D	84 kW	1239	114
MASTER II Kasten (FD) 2.5 dCi 120	G9U 754	10.01	2463	D	84 kW	1239	114
MASTER II Kasten (FD) 2.5 dCi 4x4	G9U 724	06.06 - 03.13	2463	D	85 kW	1239	114
MASTER II Kasten (FD) 2.5 dCi	G9U 632	08.06	2463	D	107 kW	1239	114
MASTER II Kasten (FD) 2.5 dCi	G9U 650	08.06 - 01.10	2463	D	74 kW	1239	114
MASTER II Kasten (FD) 2.5 dCi	G9U 650	08.06	2463	D	88 kW	1239	114
MASTER II Kasten (FD) 2.5 dCi	G9U 724	10.04 - 02.12	2463	D	85 kW	1239	114
MASTER II Kasten (FD) 2.5 dCi	G9U 754	08.06 - 01.10	2463	D	74 kW	1239	114
MASTER II Kasten (FD) 2.8 dTi 4x4	S9W 700	01.02 - 09.04	2799	D	84 kW	1240	125
MASTER II Kasten (FD) 2.8 dTi 4x4	S9W 702	01.02 - 09.04	2799	D	84 kW	1240	125
MASTER II Kasten (FD) 2.8 dTi	S9W 702	07.98 - 10.08	2799	D	84 kW	1240	125
MASTER II Pritsche/Fahrgestell (ED/HD/UD) 2.2 dCi 90	G9T 720	09.00	2188	D	66 kW	1238	108
MASTER II Pritsche/Fahrgestell (ED/HD/UD) 2.2 dCi 90	G9T 722	09.00	2188	D	66 kW	1238	108
MASTER II Pritsche/Fahrgestell (ED/HD/UD) 2.2 dCi 90	G9T 750	09.00	2188	D	66 kW	1238	108
MASTER II Pritsche/Fahrgestell (ED/HD/UD) 2.5 D	S8U 770	07.98 - 01.01	2499	D	59 kW	1240	123
MASTER II Pritsche/Fahrgestell (ED/HD/UD) 2.5 D	S8U 772	07.98 - 01.01	2499	D	59 kW	1240	123
MASTER II Pritsche/Fahrgestell (ED/HD/UD) 2.5 dCi 100 (ED4V, ED8V)	G9U 754	10.03	2463	D	73 kW	1239	114
MASTER II Pritsche/Fahrgestell (ED/HD/UD) 2.5 dCi 120	G9U 720	10.01	2463	D	84 kW	1239	114
MASTER II Pritsche/Fahrgestell (ED/HD/UD) 2.5 dCi 120	G9U 724	10.01	2463	D	84 kW	1239	114
MASTER II Pritsche/Fahrgestell (ED/HD/UD) 2.5 dCi 120	G9U 750	10.01	2463	D	84 kW	1239	114
MASTER II Pritsche/Fahrgestell (ED/HD/UD) 2.5 dCi 120	G9U 754	10.01	2463	D	84 kW	1239	114
MASTER II Pritsche/Fahrgestell (ED/HD/UD) 2.5 dCi	G9U 632	08.06	2463	D	107 kW	1239	114
MASTER II Pritsche/Fahrgestell (ED/HD/UD) 2.5 dCi	G9U 650	08.06	2463	D	74 kW	1239	114
MASTER II Pritsche/Fahrgestell (ED/HD/UD) 2.5 dCi	G9U 650	08.06	2463	D	88 kW	1239	114
MASTER II Pritsche/Fahrgestell (ED/HD/UD) 2.5 dCi	G9U 754	08.06	2463	D	74 kW	1239	114
MASTER II Pritsche/Fahrgestell (ED/HD/UD) 2.8 dTi	S9W 702	07.98 - 10.08	2799	D	84 kW	1240	125
MASTER III Bus (JV) 2.3 dCi 100 FWD (JV0A, JV0B, JV0G, JV0H)	M9T 670	02.11	2298	D	74 kW	1237	104
MASTER III Bus (JV) 2.3 dCi 100 FWD (JV0A, JV0B, JV0G, JV0H)	M9T 672	02.11	2298	D	74 kW	1237	104
MASTER III Bus (JV) 2.3 dCi 100 FWD (JV0A, JV0B, JV0G, JV0H)	M9T 676	02.11	2298	D	74 kW	1237	104
MASTER III Bus (JV) 2.3 dCi 100 FWD (JV0A, JV0B, JV0G, JV0H)	M9T 870	02.11	2298	D	74 kW	1237	103
MASTER III Bus (JV) 2.3 dCi 110 FWD (JV0R, JV0W)	M9T 704	09.14	2298	D	81 kW	1238	105










			<b>ccm</b>		<b>kw</b>		<b>1</b>	<b>POS</b>
MASTER III Pritsche/Fahrgestell (EV, HV, UV) 2.3 dCi 125 FWD (EV0C, EV0D, EV0J, HV0C, HV0D, HV0H,...)	M9T 896	02.10	2298	D	92 kW	1237	103	
MASTER III Pritsche/Fahrgestell (EV, HV, UV) 2.3 dCi 125 RWD (HV0C, HV0D, UV0C, UV0D, UV0H, UV0J,...)	M9T 686	02.10	2298	D	92 kW	1237	104	
MASTER III Pritsche/Fahrgestell (EV, HV, UV) 2.3 dCi 125 RWD (HV0C, HV0D, UV0C, UV0D, UV0H, UV0J,...)	M9T 690	02.10	2298	D	92 kW	1237	104	
MASTER III Pritsche/Fahrgestell (EV, HV, UV) 2.3 dCi 125 RWD (HV0C, HV0D, UV0C, UV0D, UV0H, UV0J,...)	M9T 692	02.10	2298	D	92 kW	1237	104	
MASTER III Pritsche/Fahrgestell (EV, HV, UV) 2.3 dCi 125 RWD (HV0C, HV0D, UV0C, UV0D, UV0H, UV0J,...)	M9T 696	02.10	2298	D	92 kW	1237	104	
MASTER III Pritsche/Fahrgestell (EV, HV, UV) 2.3 dCi 125 RWD (HV0C, HV0D, UV0C, UV0D, UV0H, UV0J,...)	M9T 698	02.10	2298	D	92 kW	1237	104	
MASTER III Pritsche/Fahrgestell (EV, HV, UV) 2.3 dCi 125 RWD (HV0C, HV0D, UV0C, UV0D, UV0H, UV0J,...)	M9T 870	02.10	2298	D	92 kW	1237	103	
MASTER III Pritsche/Fahrgestell (EV, HV, UV) 2.3 dCi 125 RWD (HV0C, HV0D, UV0C, UV0D, UV0H, UV0J,...)	M9T 882	02.10	2298	D	92 kW	1238	105	
MASTER III Pritsche/Fahrgestell (EV, HV, UV) 2.3 dCi 125 RWD (HV0C, HV0D, UV0C, UV0D, UV0H, UV0J,...)	M9T 890	02.10	2298	D	92 kW	1237	103	
MASTER III Pritsche/Fahrgestell (EV, HV, UV) 2.3 dCi 125 RWD (HV0C, HV0D, UV0C, UV0D, UV0H, UV0J,...)	M9T 896	02.10	2298	D	92 kW	1237	103	
MASTER III Pritsche/Fahrgestell (EV, HV, UV) 2.3 dCi 125 RWD (HV0C, HV0D, UV0C, UV0D, UV0H, UV0J,...)	M9T 898	02.10	2298	D	92 kW	1237	103	
MASTER III Pritsche/Fahrgestell (EV, HV, UV) 2.3 dCi 130 FWD (EV0Y, HV0Y, UV0M, UV0Y, UV03)	M9T 704	03.12	2298	D	96 kW	1238	105	
MASTER III Pritsche/Fahrgestell (EV, HV, UV) 2.3 dCi 130 FWD (EV0Y, HV0Y, UV0M, UV0Y, UV03)	M9T 882	03.12	2298	D	96 kW	1238	105	
MASTER III Pritsche/Fahrgestell (EV, HV, UV) 2.3 dCi 130 RWD (HV01, HV10, HV11, HV12, UV01, UV10,...)	M9T 710	07.15	2298	D	96 kW	1238	105	
MASTER III Pritsche/Fahrgestell (EV, HV, UV) 2.3 dCi 135 FWD (EV0N, HV0N, UV0N, EV08, HV08, UV08)	M9T 702	07.14	2298	D	100 kW	1237	104	
MASTER III Pritsche/Fahrgestell (EV, HV, UV) 2.3 dCi 135 RWD (HV0N, UV0N)	M9T 700	07.14	2298	D	100 kW	1237	104	
MASTER III Pritsche/Fahrgestell (EV, HV, UV) 2.3 dCi 135 RWD (HV0N, UV0N)	M9T 702	07.14	2298	D	100 kW	1237	104	
MASTER III Pritsche/Fahrgestell (EV, HV, UV) 2.3 dCi 145 FWD (EV0E, EV0F, HV0E, HV0F, UV0E, UV0F,...)	M9T 678	02.10	2298	D	107 kW	1237	104	
MASTER III Pritsche/Fahrgestell (EV, HV, UV) 2.3 dCi 145 FWD (EV0E, EV0F, HV0E, HV0F, UV0E, UV0F,...)	M9T 680	02.10	2298	D	107 kW	1237	104	
MASTER III Pritsche/Fahrgestell (EV, HV, UV) 2.3 dCi 145 FWD (EV0E, EV0F, HV0E, HV0F, UV0E, UV0F,...)	M9T 698	02.10	2298	D	107 kW	1237	104	
MASTER III Pritsche/Fahrgestell (EV, HV, UV) 2.3 dCi 145 FWD (EV0E, EV0F, HV0E, HV0F, UV0E, UV0F,...)	M9T 706	02.10	2299	D	107 kW	1237	104	
MASTER III Pritsche/Fahrgestell (EV, HV, UV) 2.3 dCi 145 FWD (EV0E, EV0F, HV0E, HV0F, UV0E, UV0F,...)	M9T 896	02.10	2298	D	107 kW	1237	103	
MASTER III Pritsche/Fahrgestell (EV, HV, UV) 2.3 dCi 145 RWD (UV0F, UV0E, HV0E, HV0F, HV0T, HV10,...)	M9T 694	02.10	2298	D	107 kW	1237	104	
MASTER III Pritsche/Fahrgestell (EV, HV, UV) 2.3 dCi 145 RWD (UV0F, UV0E, HV0E, HV0F, HV0T, HV10,...)	M9T 696	02.10	2298	D	107 kW	1237	104	
MASTER III Pritsche/Fahrgestell (EV, HV, UV) 2.3 dCi 145 RWD (UV0F, UV0E, HV0E, HV0F, HV0T, HV10,...)	M9T 698	02.10	2298	D	107 kW	1237	104	
MASTER III Pritsche/Fahrgestell (EV, HV, UV) 2.3 dCi 145 RWD (UV0F, UV0E, HV0E, HV0F, HV0T, HV10,...)	M9T 710	02.10	2298	D	107 kW	1238	105	
MASTER III Pritsche/Fahrgestell (EV, HV, UV) 2.3 dCi 145 RWD (UV0F, UV0E, HV0E, HV0F, HV0T, HV10,...)	M9T 896	02.10	2298	D	107 kW	1237	103	
MASTER III Pritsche/Fahrgestell (EV, HV, UV) 2.3 dCi 150 FWD (EV0F, HV0F, UV0F, EV03, HV03, UV03)	M9T 880	03.13	2298	D	110 kW	1237	103	
MASTER III Pritsche/Fahrgestell (EV, HV, UV) 2.3 dCi 150 FWD (EV0F, HV0F, UV0F, EV03, HV03, UV03)	M9T 898	03.13	2298	D	110 kW	1237	103	
MASTER III Pritsche/Fahrgestell (EV, HV, UV) 2.3 dCi 150 RWD (HV0F, UV0F)	M9T 880	03.13	2298	D	110 kW	1237	103	
MASTER III Pritsche/Fahrgestell (EV, HV, UV) 2.3 dCi 150 RWD (HV0F, UV0F)	M9T 896	03.13	2298	D	110 kW	1237	103	
MASTER III Pritsche/Fahrgestell (EV, HV, UV) 2.3 dCi 150 RWD (HV0F, UV0F)	M9T 898	03.13	2298	D	110 kW	1237	103	
MASTER III Pritsche/Fahrgestell (EV, HV, UV) 2.3 dCi 165 FWD (EV0P, EV0U, EV11, EV12, HV0P, HV0U,...)	M9T 700	07.14	2298	D	120 kW	1237	104	
MASTER III Pritsche/Fahrgestell (EV, HV, UV) 2.3 dCi 165 FWD (EV0P, EV0U, EV11, EV12, HV0P, HV0U,...)	M9T 702	07.14	2298	D	120 kW	1237	104	
MASTER III Pritsche/Fahrgestell (EV, HV, UV) 2.3 dCi 165 RWD (HV0P, HV0U, HV10, HV12, UV0P, UV0U,...)	M9T 700	07.14	2298	D	120 kW	1237	104	
MASTER III Pritsche/Fahrgestell (EV, HV, UV) 2.3 dCi 165 RWD (HV0P, HV0U, HV10, HV12, UV0P, UV0U,...)	M9T 702	07.14	2298	D	120 kW	1237	104	
MASTER III Pritsche/Fahrgestell (EV, HV, UV) 2.3 dCi 165 RWD (HV0P, HV0U, HV10, HV12, UV0P, UV0U,...)	M9T 710	07.14	2298	D	120 kW	1238	105	
MASTER III Pritsche/Fahrgestell (EV, HV, UV) 2.3 dCi 170 FWD (EV0L, HV0L, UV0L)	M9T 706	06.16	2299	D	125 kW	1237	104	
MEGANE CC (EZ0/1_) 1.2 TCe (EZ16)	H5F 404	01.13	1197	B	97 kW	1223	14	
MEGANE CC (EZ0/1_) 1.2 TCe	H5F 400	09.12 - 08.15	1197	B	85 kW	1223	14	










MEGANE CC (EZ0/1_) 1.5 dCi (EZ09, EZ1G, EZ0D, EZ14)	K9K 836	06.10	1461	D	81 kW	1225	23
MEGANE CC (EZ0/1_) 1.5 dCi (EZ09, EZ1G, EZ0D, EZ14)	K9K 837	06.10	1461	D	81 kW	1225	23
MEGANE CC (EZ0/1_) 1.5 dCi (EZ0B, EZ07)	K9K 832	11.13 - 08.15	1461	D	78 kW	1225	23
MEGANE CC (EZ0/1_) 1.6 16V (EZ0U, EZ1U)	K4M 858	06.10	1598	B	81 kW	1227	35
MEGANE CC (EZ0/1_) 1.6 16V Hi-Flex	K4M 866	06.10	1598	B/E	81 kW	1227	35
MEGANE CC (EZ0/1_) 1.6 dCi (EZ00)	R9M 402	04.11	1598	D	96 kW	1232	70
MEGANE CC (EZ0/1_) 1.9 dCi (EZ0J, EZ1S)	F9Q 870	06.10	1870	D	96 kW	1232	69
MEGANE CC (EZ0/1_) 2.0 TCe (EZ1T)	F4R 870	06.10	1998	B	132 kW	1235	87
MEGANE CC (EZ0/1_) 2.0 TCe (EZ1T)	F4R 872	06.10	1998	B	132 kW	1235	87
MEGANE CC (EZ0/1_) 2.0 dCi (EZ0L)	M9R 610	06.10	1995	D	118 kW	1236	97
MEGANE I (BA0/1_) 1.4 16V (BA0D, BA1H, BA0W, BA10)	K4J 714	03.99 - 08.03	1390	B	70 kW	1227	35
MEGANE I (BA0/1_) 1.4 16V (BA0D, BA1H, BA0W, BA10)	K4J 750	03.99 - 08.03	1390	B	70 kW	1227	35
MEGANE I (BA0/1_) 1.4 Eco (BA0T)	E7J 624	01.96 - 03.99	1390	B	52 kW	1224	21
MEGANE I (BA0/1_) 1.4 e (BA0E, BA0V)	E7J 626	01.96 - 08.03	1390	B	55 kW	1224	21
MEGANE I (BA0/1_) 1.4 e (BA0E, BA0V)	E7J 764	01.96 - 08.03	1390	B	55 kW	1224	21
MEGANE I (BA0/1_) 1.6 16V (BA04, BA0B, BA11, BA1J, BA16, BA19, BA1K, BA1V,...)	K4M 700	01.99 - 12.04	1598	B	79 kW	1227	35
MEGANE I (BA0/1_) 1.6 16V (BA04, BA0B, BA11, BA1J, BA16, BA19, BA1K, BA1V,...)	K4M 701	01.99 - 12.04	1598	B	79 kW	1227	35
MEGANE I (BA0/1_) 1.6 16V (BA04, BA0B, BA11, BA1J, BA16, BA19, BA1K, BA1V,...)	K4M 704	01.99 - 12.04	1598	B	79 kW	1227	35
MEGANE I (BA0/1_) 1.6 16V (BA04, BA0B, BA11, BA1J, BA16, BA19, BA1K, BA1V,...)	K4M 704	01.99 - 12.04	1598	B	79 kW	1227	35
MEGANE I (BA0/1_) 1.6 16V (BA04, BA0B, BA11, BA1J, BA16, BA19, BA1K, BA1V,...)	K4M 706	01.99 - 12.04	1598	B	79 kW	1227	35
MEGANE I (BA0/1_) 1.6 16V (BA04, BA0B, BA11, BA1J, BA16, BA19, BA1K, BA1V,...)	K4M 708	01.99 - 12.04	1598	B	79 kW	1227	35
MEGANE I (BA0/1_) 1.6 16V (BA04, BA0B, BA11, BA1J, BA16, BA19, BA1K, BA1V,...)	K4M 709	01.99 - 12.04	1598	B	79 kW	1227	35
MEGANE I (BA0/1_) 1.6 16V	K4M 700	11.01 - 12.04	1598	B	81 kW	1227	35
MEGANE I (BA0/1_) 1.6 LPG	K4M 704	10.00 - 08.02	1598	B/G	80 kW	1227	35
MEGANE I (BA0/1_) 1.6 LPG	K4M 712	10.00 - 08.02	1598	B/G	80 kW	1227	35
MEGANE I (BA0/1_) 1.6 LPG	K7M 702	08.95 - 03.99	1598	B/G	66 kW	1227	39
MEGANE I (BA0/1_) 1.6 e (BA0F, BA0S)	K7M 702	01.96 - 12.00	1598	B	66 kW	1227	39
MEGANE I (BA0/1_) 1.6 e (BA0F, BA0S)	K7M 703	01.96 - 12.00	1598	B	66 kW	1227	39
MEGANE I (BA0/1_) 1.6 e (BA0F, BA0S)	K7M 790	01.96 - 12.00	1598	B	66 kW	1227	39
MEGANE I (BA0/1_) 1.6 i (BA0L)	K7M 720	01.96 - 03.99	1598	B	55 kW	1227	40
MEGANE I (BA0/1_) 1.8 16V (BA06, BA12, BA1A, BA1M, BA1R)	F4P 720	01.01 - 08.03	1783	B	85 kW	1234	83
MEGANE I (BA0/1_) 1.8 16V (BA06, BA12, BA1A, BA1M, BA1R)	F4P 722	01.01 - 08.03	1783	B	85 kW	1234	83
MEGANE I (BA0/1_) 1.9 D Eco (BA0A, BA0U, BA0R)	F8Q 620	01.96 - 08.03	1870	D	47 kW	1228	46
MEGANE I (BA0/1_) 1.9 D Eco (BA0A, BA0U, BA0R)	F8Q 622	01.96 - 08.03	1870	D	47 kW	1228	47
MEGANE I (BA0/1_) 1.9 D Eco (BA0A, BA0U, BA0R)	F8Q 624	01.96 - 08.03	1870	D	47 kW	1229	48
MEGANE I (BA0/1_) 1.9 DCi	F9Q 732	03.99 - 08.03	1870	D	77 kW	1232	67
MEGANE I (BA0/1_) 1.9 DCi	F9Q 738	03.99 - 08.03	1870	D	77 kW	1232	67
MEGANE I (BA0/1_) 1.9 DTi	F9Q 730	02.00 - 09.00	1870	D	60 kW	1232	67
MEGANE I (BA0/1_) 1.9 D	F8Q 784	04.96 - 02.01	1870	D	69 kW	1228	44
MEGANE I (BA0/1_) 1.9 TDI	F8Q 784	09.96 - 08.03	1870	D	69 kW	1228	44
MEGANE I (BA0/1_) 1.9 TDI	F8Q 786	09.96 - 08.03	1870	D	69 kW	1231	64
MEGANE I (BA0/1_) 1.9 dCi (BA05, BA1F)	F9Q 732	02.01 - 08.03	1870	D	75 kW	1232	67
MEGANE I (BA0/1_) 1.9 dCi (BA05, BA1F)	F9Q 733	02.01 - 08.03	1870	D	75 kW	1232	67
MEGANE I (BA0/1_) 1.9 dT (B/SA0K, B/SA0Y)	F8Q 784	01.96 - 08.03	1870	D	66 kW	1228	44
MEGANE I (BA0/1_) 1.9 dT (B/SA0K, B/SA0Y)	F8Q 786	01.96 - 08.03	1870	D	66 kW	1231	64
MEGANE I (BA0/1_) 1.9 dT	F8Q 784	08.98 - 10.99	1870	D	76 kW	1228	44
MEGANE I (BA0/1_) 1.9 dTi (BA08, BA0N)	F9Q 730	03.97 - 12.04	1870	D	72 kW	1232	67
MEGANE I (BA0/1_) 1.9 dTi (BA08, BA0N)	F9Q 731	03.97 - 12.04	1870	D	72 kW	1232	67
MEGANE I (BA0/1_) 1.9 dTi (BA08, BA0N)	F9Q 734	03.97 - 12.04	1870	D	72 kW	1232	67
MEGANE I (BA0/1_) 1.9 dTi (BA08, BA0N)	F9Q 736	03.97 - 12.04	1870	D	72 kW	1232	67
MEGANE I (BA0/1_) 1.9 dTi (BA1U)	F9Q 744	02.01 - 08.03	1870	D	59 kW	1232	67
MEGANE I (BA0/1_) 2.0 16V (BA0H)	F7R 710	07.96 - 08.03	1998	B	108 kW	1235	90
MEGANE I (BA0/1_) 2.0 16V (BA0H)	F7R 714	07.96 - 08.03	1998	B	108 kW	1235	90
MEGANE I (BA0/1_) 2.0 i (BA0G)	F3R 750	01.96 - 08.03	1998	B	84 kW	1234	78
MEGANE I (BA0/1_) 2.0 i (BA0G)	F3R 751	01.96 - 08.03	1998	B	84 kW	1234	80
MEGANE I (BA0/1_) 2.0 i	F3R 750	03.99 - 08.03	1998	B	80 kW	1234	78
MEGANE I (BA0/1_) 2.0 i	F3R 751	03.99 - 08.03	1998	B	80 kW	1234	80
MEGANE I (BA0/1_) 2.0	F3R 750	09.97 - 05.01	1998	B	85 kW	1234	78
MEGANE I (BA0/1_) 2.0	F3R 751	09.97 - 05.01	1998	B	85 kW	1234	80
MEGANE I (BA0/1_) 2.0	F3R 791	09.97 - 05.01	1998	B	85 kW	1234	80
MEGANE I (BA0/1_) 2.0	F3R 796	09.97 - 05.01	1998	B	85 kW	1234	80
MEGANE I (BA0/1_) 2.0	F3R 797	09.97 - 05.01	1998	B	85 kW	1234	80

			<b>ccm</b>		<b>kw</b>		<b>1 POS</b>
MEGANE I (BA0/1_) 2.0	F3R 798	09.97 - 05.01	1998	B	85 kW	1234	80
MEGANE I Cabriolet (EA0/1_) 1.4 16V (EA0D, EA1H, EA0W, EA10)	K4J 714	03.99 - 08.03	1390	B	70 kW	1227	35
MEGANE I Cabriolet (EA0/1_) 1.4 16V (EA0D, EA1H, EA0W, EA10)	K4J 750	03.99 - 08.03	1390	B	70 kW	1227	35
MEGANE I Cabriolet (EA0/1_) 1.6 16V (EA04, EA0B, EA11, EA1J)	K4M 700	03.99 - 07.03	1598	B	79 kW	1227	35
MEGANE I Cabriolet (EA0/1_) 1.6 16V (EA04, EA0B, EA11, EA1J)	K4M 701	03.99 - 07.03	1598	B	79 kW	1227	35
MEGANE I Cabriolet (EA0/1_) 1.6 16V (EA04, EA0B, EA11, EA1J)	K4M 708	03.99 - 07.03	1598	B	79 kW	1227	35
MEGANE I Cabriolet (EA0/1_) 1.6 16V (EA04, EA0B, EA11, EA1J)	K4M 709	03.99 - 07.03	1598	B	79 kW	1227	35
MEGANE I Cabriolet (EA0/1_) 1.6 e (EA0F)	K7M 702	10.96 - 03.99	1598	B	66 kW	1227	39
MEGANE I Cabriolet (EA0/1_) 1.6 e (EA0F)	K7M 703	10.96 - 03.99	1598	B	66 kW	1227	39
MEGANE I Cabriolet (EA0/1_) 2.0 (EA0G)	F3R 750	04.97 - 08.03	1998	B	84 kW	1234	78
MEGANE I Cabriolet (EA0/1_) 2.0 (EA0G)	F3R 798	04.97 - 08.03	1998	B	84 kW	1234	80
MEGANE I Cabriolet (EA0/1_) 2.0 16V (EA0H)	F7R 710	10.96 - 11.99	1998	B	108 kW	1235	90
MEGANE I Cabriolet (EA0/1_) 2.0 16V (EA0H)	F7R 714	10.96 - 11.99	1998	B	108 kW	1235	90
MEGANE I Cabriolet (EA0/1_) 2.0 16V IDE (EA03, EA0P, EA14)	F4R 746	11.99 - 08.03	1998	B	103 kW	1235	87
MEGANE I Cabriolet (EA0/1_) 2.0 16V IDE (EA03, EA0P, EA14)	F5R 740	11.99 - 08.03	1998	B	103 kW	1235	89
MEGANE I Cabriolet (EA0/1_) 2.0 16V	F4R 746	01.02 - 08.03	1998	B	102 kW	1235	87
MEGANE I Cabriolet (EA0/1_) 2.0 16V	F4R 770	01.02 - 08.03	1998	B	102 kW	1235	87
MEGANE I Cabriolet (EA0/1_) 2.0 16V	F7R 714	08.97 - 11.00	1998	B	110 kW	1235	90
MEGANE I Cabriolet (EA0/1_) 2.0 i (EA0G)	F3R 791	03.99 - 08.03	1998	B	80 kW	1234	80
MEGANE I Cabriolet (EA0/1_) 2.0 i (EA0G)	F3R 796	03.99 - 08.03	1998	B	80 kW	1234	80
MEGANE I Classic (LA0/1_) 1.4 (LA0E, LA0V)	E7J 626	09.96 - 08.03	1390	B	55 kW	1224	21
MEGANE I Classic (LA0/1_) 1.4 (LA0E, LA0V)	E7J 764	09.96 - 08.03	1390	B	55 kW	1224	21
MEGANE I Classic (LA0/1_) 1.4 16V (LA0D, LA1H, IA0W, LA10)	K4J 714	03.99 - 08.03	1390	B	70 kW	1227	35
MEGANE I Classic (LA0/1_) 1.4 16V (LA0D, LA1H, IA0W, LA10)	K4J 750	03.99 - 08.03	1390	B	70 kW	1227	35
MEGANE I Classic (LA0/1_) 1.6 16V (LA00, LA04, LA0B, LA11, LA16, LA19, LA1J, LA1K,...)	K4M 700	03.99 - 07.03	1598	B	79 kW	1227	35
MEGANE I Classic (LA0/1_) 1.6 16V (LA00, LA04, LA0B, LA11, LA16, LA19, LA1J, LA1K,...)	K4M 701	03.99 - 07.03	1598	B	79 kW	1227	35
MEGANE I Classic (LA0/1_) 1.6 16V (LA00, LA04, LA0B, LA11, LA16, LA19, LA1J, LA1K,...)	K4M 706	03.99 - 07.03	1598	B	79 kW	1227	35
MEGANE I Classic (LA0/1_) 1.6 16V (LA00, LA04, LA0B, LA11, LA16, LA19, LA1J, LA1K,...)	K4M 708	03.99 - 07.03	1598	B	79 kW	1227	35
MEGANE I Classic (LA0/1_) 1.6 16V (LA00, LA04, LA0B, LA11, LA16, LA19, LA1J, LA1K,...)	K4M 709	03.99 - 07.03	1598	B	79 kW	1227	35
MEGANE I Classic (LA0/1_) 1.6 16V	K4M 706	01.99 - 08.08	1598	B	73 kW	1227	35
MEGANE I Classic (LA0/1_) 1.6 e (LA0F, LA0S)	K7M 702	09.96 - 03.99	1598	B	66 kW	1227	39
MEGANE I Classic (LA0/1_) 1.6 e (LA0F, LA0S)	K7M 703	09.96 - 03.99	1598	B	66 kW	1227	39
MEGANE I Classic (LA0/1_) 1.6 e (LA0F, LA0S)	K7M 790	09.96 - 03.99	1598	B	66 kW	1227	39
MEGANE I Classic (LA0/1_) 1.6 i (LA0L)	K7M 720	09.96 - 03.99	1598	B	55 kW	1227	40
MEGANE I Classic (LA0/1_) 1.6	K7M 704	02.00 - 09.00	1598	B	64 kW	1227	40
MEGANE I Classic (LA0/1_) 1.8 16V (LA06, LA12, LA1A, LA1M, LA1R)	F4P 720	01.01 - 08.03	1783	B	85 kW	1234	83
MEGANE I Classic (LA0/1_) 1.8 16V (LA06, LA12, LA1A, LA1M, LA1R)	F4P 722	01.01 - 08.03	1783	B	85 kW	1234	83
MEGANE I Classic (LA0/1_) 1.9 D (LA0A, LA0U, LA0R)	F8Q 620	09.96 - 08.03	1870	D	47 kW	1228	46
MEGANE I Classic (LA0/1_) 1.9 D (LA0A, LA0U, LA0R)	F8Q 622	09.96 - 08.03	1870	D	47 kW	1228	47
MEGANE I Classic (LA0/1_) 1.9 D (LA0A, LA0U, LA0R)	F8Q 624	09.96 - 08.03	1870	D	47 kW	1229	48
MEGANE I Classic (LA0/1_) 1.9 TDI	F8Q 784	09.96 - 08.03	1870	D	69 kW	1228	44
MEGANE I Classic (LA0/1_) 1.9 TDI	F8Q 786	09.96 - 08.03	1870	D	69 kW	1231	64
MEGANE I Classic (LA0/1_) 1.9 dCi (LA05)	F9Q 732	03.99 - 07.03	1870	D	77 kW	1232	67
MEGANE I Classic (LA0/1_) 1.9 dCi (LA05)	F9Q 733	03.99 - 07.03	1870	D	77 kW	1232	67
MEGANE I Classic (LA0/1_) 1.9 dCi (LA05, LA1F)	F9Q 732	02.01 - 08.03	1870	D	75 kW	1232	67
MEGANE I Classic (LA0/1_) 1.9 dCi (LA05, LA1F)	F9Q 733	02.01 - 08.03	1870	D	75 kW	1232	67
MEGANE I Classic (LA0/1_) 1.9 dCi (LA05, LA1F)	F9Q 738	02.01 - 08.03	1870	D	75 kW	1232	67
MEGANE I Classic (LA0/1_) 1.9 dT (LA0K, LA0Y)	F8Q 784	09.96 - 08.03	1870	D	66 kW	1228	44
MEGANE I Classic (LA0/1_) 1.9 dT (LA0K, LA0Y)	F8Q 786	09.96 - 08.03	1870	D	66 kW	1231	64
MEGANE I Classic (LA0/1_) 1.9 dT	F8Q 784	08.98 - 10.99	1870	D	76 kW	1228	44
MEGANE I Classic (LA0/1_) 1.9 dTi (LA08, LA0N)	F9Q 730	03.97 - 08.08	1870	D	72 kW	1232	67
MEGANE I Classic (LA0/1_) 1.9 dTi (LA08, LA0N)	F9Q 731	03.97 - 08.08	1870	D	72 kW	1232	67
MEGANE I Classic (LA0/1_) 1.9 dTi (LA08, LA0N)	F9Q 734	03.97 - 08.08	1870	D	72 kW	1232	67
MEGANE I Classic (LA0/1_) 1.9 dTi (LA08, LA0N)	F9Q 736	03.97 - 08.08	1870	D	72 kW	1232	67
MEGANE I Classic (LA0/1_) 1.9 dTi (LA1U)	F9Q 744	02.01 - 08.03	1870	D	59 kW	1232	67
MEGANE I Classic (LA0/1_) 2.0 (LA1D)	F4R 740	01.01 - 03.06	1998	B	101 kW	1235	87
MEGANE I Classic (LA0/1_) 2.0 (LA1D)	F4R 741	01.01 - 03.06	1998	B	101 kW	1235	87
MEGANE I Classic (LA0/1_) 2.0 (LA1D)	F4R 746	01.01 - 03.06	1998	B	101 kW	1235	87
MEGANE I Classic (LA0/1_) 2.0 (LA1D)	F4R 747	01.01 - 03.06	1998	B	101 kW	1235	87
MEGANE I Classic (LA0/1_) 2.0 RT	F4R 747	03.01 - 08.08	1998	B	103 kW	1235	87
MEGANE I Classic (LA0/1_) 2.0 RT	F5R 740	03.01 - 08.08	1998	B	103 kW	1235	89
MEGANE I Classic (LA0/1_) 2.0 i (LA07, LA0G)	F3R 750	09.96 - 08.03	1998	B	84 kW	1234	78








MEGANE I Classic (LA0/1_) 2.0 i (LA07, LA0G)	F3R 751	09.96 - 08.03	1998	B	84 kW	1234	80
MEGANE I Classic (LA0/1_) 2.0 i (LA07, LA0G)	F3R 752	09.96 - 08.03	1998	B	84 kW	1234	80
MEGANE I Classic (LA0/1_) 2.0 i (LA07, LA0G)	F3R 791	09.96 - 08.03	1998	B	84 kW	1234	80
MEGANE I Classic (LA0/1_) 2.0 i (LA07, LA0G)	F3R 796	09.96 - 08.03	1998	B	84 kW	1234	80
MEGANE I Classic (LA0/1_) 2.0 i (LA07, LA0G)	F3R 797	09.96 - 08.03	1998	B	84 kW	1234	80
MEGANE I Classic (LA0/1_) 2.0 i (LA07, LA0G)	F3R 798	09.96 - 08.03	1998	B	84 kW	1234	80
MEGANE I Classic (LA0/1_) 2.0 i (LA0G)	F3R 750	03.99 - 08.03	1998	B	80 kW	1234	78
MEGANE I Classic (LA0/1_) 2.0 i (LA0G)	F3R 751	03.99 - 08.03	1998	B	80 kW	1234	80
MEGANE I Classic (LA0/1_) 2.0 i (LA0G)	F3R 752	03.99 - 08.03	1998	B	80 kW	1234	80
MEGANE I Classic (LA0/1_) 2.0 i (LA0G)	F3R 791	03.99 - 08.03	1998	B	80 kW	1234	80
MEGANE I Classic (LA0/1_) 2.0 i (LA0G)	F3R 796	03.99 - 08.03	1998	B	80 kW	1234	80
MEGANE I Classic (LA0/1_) 2.0 i (LA0G)	F3R 797	03.99 - 08.03	1998	B	80 kW	1234	80
MEGANE I Classic (LA0/1_) 2.0 i (LA0G)	F3R 798	03.99 - 08.03	1998	B	80 kW	1234	80
MEGANE I Classic (LA0/1_) 2.0	F3R 750	08.97 - 09.03	1998	B	85 kW	1234	78
MEGANE I Classic (LA0/1_) 2.0	F3R 752	08.97 - 09.03	1998	B	85 kW	1234	80
MEGANE I Classic (LA0/1_) 2.0	F3R 791	08.97 - 09.03	1998	B	85 kW	1234	80
MEGANE I Classic (LA0/1_) 2.0	F3R 796	08.97 - 09.03	1998	B	85 kW	1234	80
MEGANE I Classic (LA0/1_) 2.0	F3R 797	08.97 - 09.03	1998	B	85 kW	1234	80
MEGANE I Classic (LA0/1_) 2.0	F3R 798	08.97 - 09.03	1998	B	85 kW	1234	80
MEGANE I Coach (DA0/1_) 1.4 16V (DA0D, DA1H, DA0W, DA10)	K4J 700	03.99 - 07.03	1390	B	70 kW	1227	35
MEGANE I Coach (DA0/1_) 1.4 16V (DA0D, DA1H, DA0W, DA10)	K4J 714	03.99 - 07.03	1390	B	70 kW	1227	35
MEGANE I Coach (DA0/1_) 1.4 16V (DA0D, DA1H, DA0W, DA10)	K4J 750	03.99 - 07.03	1390	B	70 kW	1227	35
MEGANE I Coach (DA0/1_) 1.6 16V (DA0B, DA04, DA11)	K4M 700	03.99 - 07.03	1598	B	79 kW	1227	35
MEGANE I Coach (DA0/1_) 1.6 16V (DA0B, DA04, DA11)	K4M 701	03.99 - 07.03	1598	B	79 kW	1227	35
MEGANE I Coach (DA0/1_) 1.6 16V (DA0B, DA04, DA11)	K4M 708	03.99 - 07.03	1598	B	79 kW	1227	35
MEGANE I Coach (DA0/1_) 1.6 16V (DA0B, DA04, DA11)	K4M 709	03.99 - 07.03	1598	B	79 kW	1227	35
MEGANE I Coach (DA0/1_) 1.6 e (DA0F)	K7M 702	03.96 - 03.99	1598	B	66 kW	1227	39
MEGANE I Coach (DA0/1_) 1.6 e (DA0F)	K7M 703	03.96 - 03.99	1598	B	66 kW	1227	39
MEGANE I Coach (DA0/1_) 1.9 DCi	F9Q 732	03.99 - 09.00	1870	D	77 kW	1232	67
MEGANE I Coach (DA0/1_) 1.9 DCi	F9Q 733	03.99 - 09.00	1870	D	77 kW	1232	67
MEGANE I Coach (DA0/1_) 1.9 DCi	F9Q 738	03.99 - 09.00	1870	D	77 kW	1232	67
MEGANE I Coach (DA0/1_) 1.9 dCi (DA05, DA1F)	F9Q 732	02.01 - 08.03	1870	D	75 kW	1232	67
MEGANE I Coach (DA0/1_) 1.9 dCi (DA05, DA1F)	F9Q 733	02.01 - 08.03	1870	D	75 kW	1232	67
MEGANE I Coach (DA0/1_) 1.9 dTi (DA0N)	F9Q 731	03.97 - 02.01	1870	D	72 kW	1232	67
MEGANE I Coach (DA0/1_) 1.9 dTi (DA0N)	F9Q 734	03.97 - 02.01	1870	D	72 kW	1232	67
MEGANE I Coach (DA0/1_) 1.9 dTi (DA0N)	F9Q 736	03.97 - 02.01	1870	D	72 kW	1232	67
MEGANE I Coach (DA0/1_) 2.0 16V (DA0H)	F7R 710	03.96 - 11.99	1998	B	108 kW	1235	90
MEGANE I Coach (DA0/1_) 2.0 16V (DA0H)	F7R 714	03.96 - 11.99	1998	B	108 kW	1235	90
MEGANE I Coach (DA0/1_) 2.0 16V IDE (DA03, DA0P, DA14)	F5R 740	11.99 - 08.03	1998	B	103 kW	1235	89
MEGANE I Coach (DA0/1_) 2.0 16V	F4R 746	01.02 - 08.03	1998	B	102 kW	1235	87
MEGANE I Coach (DA0/1_) 2.0 16V	F7R 714	08.97 - 11.00	1998	B	110 kW	1235	90
MEGANE I Coach (DA0/1_) 2.0 i (DA0G)	F3R 750	03.96 - 08.03	1998	B	84 kW	1234	78
MEGANE I Coach (DA0/1_) 2.0 i (DA0G)	F3R 751	03.96 - 08.03	1998	B	84 kW	1234	80
MEGANE I Coach (DA0/1_) 2.0 i (DA0G)	F3R 798	03.96 - 08.03	1998	B	84 kW	1234	80
MEGANE I Coach (DA0/1_) 2.0 i	F3R 750	03.99 - 08.03	1998	B	80 kW	1234	78
MEGANE I Coach (DA0/1_) 2.0 i	F3R 751	03.99 - 08.03	1998	B	80 kW	1234	80
MEGANE I Coach (DA0/1_) 2.0 i	F3R 791	03.99 - 08.03	1998	B	80 kW	1234	80
MEGANE I Coach (DA0/1_) 2.0 i	F3R 796	03.99 - 08.03	1998	B	80 kW	1234	80
MEGANE I Coach (DA0/1_) 2.0 i	F3R 797	03.99 - 08.03	1998	B	80 kW	1234	80
MEGANE I Coach (DA0/1_) 2.0 i	F3R 798	03.99 - 08.03	1998	B	80 kW	1234	80
MEGANE I Grandtour (KA0/1_) 1.4 16V (KA0D, KA1H, KA0W, KA10)	K4J 714	03.99 - 08.03	1390	B	70 kW	1227	35
MEGANE I Grandtour (KA0/1_) 1.4 16V (KA0D, KA1H, KA0W, KA10)	K4J 750	03.99 - 08.03	1390	B	70 kW	1227	35
MEGANE I Grandtour (KA0/1_) 1.4 e (KA0V)	E7J 626	03.99 - 08.03	1390	B	55 kW	1224	21
MEGANE I Grandtour (KA0/1_) 1.6 16V (KA0B, KA04, KA11)	K4M 700	03.99 - 08.03	1598	B	79 kW	1227	35
MEGANE I Grandtour (KA0/1_) 1.6 16V (KA0B, KA04, KA11)	K4M 701	03.99 - 08.03	1598	B	79 kW	1227	35
MEGANE I Grandtour (KA0/1_) 1.6 16V (KA0B, KA04, KA11)	K4M 704	03.99 - 08.03	1598	B	79 kW	1227	35
MEGANE I Grandtour (KA0/1_) 1.6 16V (KA0B, KA04, KA11)	K4M 704	03.99 - 08.03	1598	B	79 kW	1227	35
MEGANE I Grandtour (KA0/1_) 1.6 16V (KA0B, KA04, KA11)	K4M 708	03.99 - 08.03	1598	B	79 kW	1227	35
MEGANE I Grandtour (KA0/1_) 1.6 16V (KA0B, KA04, KA11)	K4M 709	03.99 - 08.03	1598	B	79 kW	1227	35
MEGANE I Grandtour (KA0/1_) 1.6 16V (KA0B, KA04, KA11)	K4M 712	03.99 - 08.03	1598	B	79 kW	1227	35
MEGANE I Grandtour (KA0/1_) 1.6 Bifuel	K4M 704	03.99 - 09.00	1598	B/G	80 kW	1227	35
MEGANE I Grandtour (KA0/1_) 1.6 e (KA0F)	K7M 702	03.99 - 08.03	1598	B	66 kW	1227	39

			<b>ccm</b>		<b>kw</b>		<b>1</b>	<b>POS</b>
MEGANE I Grandtour (KA0/1_) 1.6 e (KA0F)	K7M 703	03.99 - 08.03	1598	B	66 kW	1227	39	
MEGANE I Grandtour (KA0/1_) 1.8 16V (KA0S, KA12, KA1A, KA1M, KA1R)	F4P 720	01.01 - 08.03	1783	B	85 kW	1234	83	
MEGANE I Grandtour (KA0/1_) 1.8 16V (KA0S, KA12, KA1A, KA1M, KA1R)	F4P 722	01.01 - 08.03	1783	B	85 kW	1234	83	
MEGANE I Grandtour (KA0/1_) 1.9 D (KA0J, KA0R)	F8Q 622	04.99 - 08.03	1870	D	47 kW	1228	47	
MEGANE I Grandtour (KA0/1_) 1.9 D (KA0J, KA0R)	F8Q 790	04.99 - 08.03	1870	D	47 kW	1232	66	
MEGANE I Grandtour (KA0/1_) 1.9 dCi (KA05, KA1F)	F9Q 732	02.01 - 08.03	1870	D	75 kW	1232	67	
MEGANE I Grandtour (KA0/1_) 1.9 dCi (KA05, KA1F)	F9Q 733	02.01 - 08.03	1870	D	75 kW	1232	67	
MEGANE I Grandtour (KA0/1_) 1.9 dCi (KA05, KA1F)	F9Q 738	02.01 - 08.03	1870	D	75 kW	1232	67	
MEGANE I Grandtour (KA0/1_) 1.9 dCi	F9Q 732	03.99 - 09.00	1870	D	77 kW	1232	67	
MEGANE I Grandtour (KA0/1_) 1.9 dTi (KA0N)	F9Q 731	03.99 - 02.01	1870	D	72 kW	1232	67	
MEGANE I Grandtour (KA0/1_) 1.9 dTi (KA0N)	F9Q 736	03.99 - 02.01	1870	D	72 kW	1232	67	
MEGANE I Grandtour (KA0/1_) 1.9 dTi (KA1U)	F9Q 744	02.01 - 08.03	1870	D	59 kW	1232	67	
MEGANE I Hatchback Van (SA0/1_) 1.9 (SA0U, SA0R, SA0A)	F8Q 620	08.95 - 09.00	1870	D	47 kW	1228	46	
MEGANE I Hatchback Van (SA0/1_) 1.9 (SA0U, SA0R, SA0A)	F8Q 622	08.95 - 09.00	1870	D	47 kW	1228	47	
MEGANE I Hatchback Van (SA0/1_) 1.9 (SA0U, SA0R, SA0A)	F8Q 624	08.95 - 09.00	1870	D	47 kW	1229	48	
MEGANE I Hatchback Van (SA0/1_) 1.9 dCi	F9Q 738	10.00 - 07.03	1870	D	59 kW	1232	67	
MEGANE II (BM0/1_, CM0/1_) 1.4 16V (BM0B, CM0B)	K4J 730	11.02 - 02.08	1390	B	72 kW	1227	35	
MEGANE II (BM0/1_, CM0/1_) 1.4 16V (BM0B, CM0B)	K4J 740	11.02 - 02.08	1390	B	72 kW	1227	35	
MEGANE II (BM0/1_, CM0/1_) 1.4 16V	K4J 732	10.03 - 02.08	1390	B	60 kW	1227	35	
MEGANE II (BM0/1_, CM0/1_) 1.5 dCi (BM02, BM13, BM2A, CM02, CM13)	K9K 728	10.03 - 02.08	1461	D	74 kW	1225	24	
MEGANE II (BM0/1_, CM0/1_) 1.5 dCi (BM02, BM13, BM2A, CM02, CM13)	K9K 729	10.03 - 02.08	1461	D	74 kW	1225	24	
MEGANE II (BM0/1_, CM0/1_) 1.5 dCi (BM0F, BM0T, BM2B, CM0F, CM0T)	K9K 722	09.02 - 02.08	1461	D	60 kW	1225	24	
MEGANE II (BM0/1_, CM0/1_) 1.5 dCi (BM16, CM16)	K9K 734	01.07 - 03.09	1461	D	76 kW	1225	23	
MEGANE II (BM0/1_, CM0/1_) 1.5 dCi (BM1E, CM1E)	K9K 732	05.05 - 06.08	1461	D	78 kW	1225	23	
MEGANE II (BM0/1_, CM0/1_) 1.5 dCi (BM1E, CM1E)	K9K 734	05.05 - 06.08	1461	D	78 kW	1225	23	
MEGANE II (BM0/1_, CM0/1_) 1.5 dCi (BM1F, CM1F)	K9K 724	05.05 - 02.08	1461	D	63 kW	1225	23	
MEGANE II (BM0/1_, CM0/1_) 1.6 16V (BM0C, CM0C)	K4M 760	11.02 - 02.08	1598	B	83 kW	1227	35	
MEGANE II (BM0/1_, CM0/1_) 1.6 16V	K4M 762	01.06 - 06.08	1598	B	82 kW	1227	35	
MEGANE II (BM0/1_, CM0/1_) 1.6 16V	K4M 810	01.06 - 06.08	1598	B	82 kW	1227	35	
MEGANE II (BM0/1_, CM0/1_) 1.6 16V	K4M 813	01.06 - 06.08	1598	B	82 kW	1227	35	
MEGANE II (BM0/1_, CM0/1_) 1.6 Bifuel	K4M 788	06.05 - 02.08	1598	B/G	77 kW	1227	35	
MEGANE II (BM0/1_, CM0/1_) 1.6 Flex-Fuel	K4M 788	01.07 - 02.08	1598	B/E	77 kW	1227	35	
MEGANE II (BM0/1_, CM0/1_) 1.6	K4M 788	06.05 - 02.08	1598	B	77 kW	1227	35	
MEGANE II (BM0/1_, CM0/1_) 1.9 dCi (BM0G, CM0G)	F9Q 800	11.02 - 11.08	1870	D	88 kW	1232	67	
MEGANE II (BM0/1_, CM0/1_) 1.9 dCi	F9Q 800	11.02 - 02.08	1870	D	85 kW	1232	67	
MEGANE II (BM0/1_, CM0/1_) 1.9 dCi	F9Q 803	05.05 - 10.12	1870	D	96 kW	1232	67	
MEGANE II (BM0/1_, CM0/1_) 1.9 dCi	F9Q 803	11.02 - 02.08	1870	D	85 kW	1232	67	
MEGANE II (BM0/1_, CM0/1_) 1.9 dCi	F9Q 804	05.05 - 10.12	1870	D	96 kW	1232	67	
MEGANE II (BM0/1_, CM0/1_) 1.9 dCi	F9Q 804	05.05 - 02.08	1870	D	81 kW	1232	67	
MEGANE II (BM0/1_, CM0/1_) 1.9 dCi	F9Q 804	11.02 - 02.08	1870	D	85 kW	1232	67	
MEGANE II (BM0/1_, CM0/1_) 1.9 dCi	F9Q 808	03.04 - 08.06	1870	D	68 kW	1232	67	
MEGANE II (BM0/1_, CM0/1_) 1.9 dCi	F9Q 808	11.02 - 12.05	1870	D	66 kW	1232	67	
MEGANE II (BM0/1_, CM0/1_) 1.9 dCi	F9Q 816	05.05 - 10.12	1870	D	96 kW	1232	67	
MEGANE II (BM0/1_, CM0/1_) 1.9 dCi	F9Q 816	11.02 - 02.08	1870	D	85 kW	1232	67	
MEGANE II (BM0/1_, CM0/1_) 1.9 dCi	F9Q 818	05.05 - 10.12	1870	D	96 kW	1232	67	
MEGANE II (BM0/1_, CM0/1_) 1.9 dCi	F9Q 818	05.05 - 02.08	1870	D	81 kW	1232	67	
MEGANE II (BM0/1_, CM0/1_) 1.9 dCi	F9Q 818	11.02 - 02.08	1870	D	85 kW	1232	67	
MEGANE II (BM0/1_, CM0/1_) 2.0 16V (BM0U, CM0U)	F4R 770	11.02 - 12.09	1998	B	99 kW	1235	87	
MEGANE II (BM0/1_, CM0/1_) 2.0 16V Turbo	F4R 776	05.04 - 02.08	1998	B	120 kW	1235	87	
MEGANE II (BM0/1_, CM0/1_) 2.0 16V Turbo	F4R 776	01.09 - 12.09	1998	B	123 kW	1235	87	
MEGANE II (BM0/1_, CM0/1_) 2.0 Renault Sport	F4R 774	05.04 - 10.09	1998	B	165 kW	1235	87	
MEGANE II (BM0/1_, CM0/1_) 2.0 Renault Sport	F4Rt 774	05.04 - 10.09	1998	B	165 kW	1235	87	
MEGANE II (BM0/1_, CM0/1_) 2.0 dCi (BM1K, CM1K)	M9R 700	09.05 - 02.08	1995	D	110 kW	1236	97	
MEGANE II (BM0/1_, CM0/1_) 2.0 dCi (BM1K, CM1K)	M9R 722	09.05 - 02.08	1995	D	110 kW	1236	97	
MEGANE II (BM0/1_, CM0/1_) 2.0 dCi	M9R 724	01.07 - 02.08	1995	D	127 kW	1236	97	
MEGANE II (BM0/1_, CM0/1_) 2.0	F4R 770	09.03 - 12.09	1998	B	103 kW	1235	87	
MEGANE II (BM0/1_, CM0/1_) 2.0	F4R 771	09.03 - 12.09	1998	B	103 kW	1235	87	
MEGANE II (BM0/1_, CM0/1_) 2.0	F4R 774	08.06 - 02.08	1998	B	169 kW	1235	87	
MEGANE II (BM0/1_, CM0/1_) 2.0	F5R 740	09.03 - 12.09	1998	B	103 kW	1235	89	
MEGANE II Coupé-Cabriolet (EM0/1_) 1.5 dCi (EM16)	K9K 734	01.07 - 06.09	1461	D	76 kW	1225	23	
MEGANE II Coupé-Cabriolet (EM0/1_) 1.5 dCi (EM1E)	K9K 732	03.06 - 01.09	1461	D	78 kW	1225	23	
MEGANE II Coupé-Cabriolet (EM0/1_) 1.6 16V	K4M 760	01.06 - 06.08	1598	B	82 kW	1227	35	










MEGANE II Coupé-Cabriolet (EM0/1_) 1.6 16V	K4M 761	01.06 - 06.08	1598	B	82 kW	1227	35
MEGANE II Coupé-Cabriolet (EM0/1_) 1.6 16V	K4M 812	01.06 - 06.08	1598	B	82 kW	1227	35
MEGANE II Coupé-Cabriolet (EM0/1_) 1.6 16V	K4M 813	01.06 - 06.08	1598	B	82 kW	1227	35
MEGANE II Coupé-Cabriolet (EM0/1_) 1.6	K4M 760	09.03 - 03.09	1598	B	83 kW	1227	35
MEGANE II Coupé-Cabriolet (EM0/1_) 1.6	K4M 761	09.03 - 03.09	1598	B	83 kW	1227	35
MEGANE II Coupé-Cabriolet (EM0/1_) 1.6	K4M 788	06.05 - 03.09	1598	B	77 kW	1227	35
MEGANE II Coupé-Cabriolet (EM0/1_) 1.9 dCi	F9Q 800	09.03 - 03.09	1870	D	88 kW	1232	67
MEGANE II Coupé-Cabriolet (EM0/1_) 1.9 dCi	F9Q 800	09.03 - 03.09	1870	D	85 kW	1232	67
MEGANE II Coupé-Cabriolet (EM0/1_) 1.9 dCi	F9Q 803	05.05 - 02.07	1870	D	96 kW	1232	67
MEGANE II Coupé-Cabriolet (EM0/1_) 1.9 dCi	F9Q 803	09.03 - 03.09	1870	D	85 kW	1232	67
MEGANE II Coupé-Cabriolet (EM0/1_) 1.9 dCi	F9Q 804	05.05 - 02.07	1870	D	96 kW	1232	67
MEGANE II Coupé-Cabriolet (EM0/1_) 1.9 dCi	F9Q 804	05.05 - 03.09	1870	D	81 kW	1232	67
MEGANE II Coupé-Cabriolet (EM0/1_) 1.9 dCi	F9Q 804	09.03 - 03.09	1870	D	85 kW	1232	67
MEGANE II Coupé-Cabriolet (EM0/1_) 1.9 dCi	F9Q 816	05.05 - 03.09	1870	D	81 kW	1232	67
MEGANE II Coupé-Cabriolet (EM0/1_) 1.9 dCi	F9Q 816	09.03 - 03.09	1870	D	85 kW	1232	67
MEGANE II Coupé-Cabriolet (EM0/1_) 1.9 dCi	F9Q 818	05.05 - 03.09	1870	D	81 kW	1232	67
MEGANE II Coupé-Cabriolet (EM0/1_) 1.9 dCi	F9Q 818	09.03 - 03.09	1870	D	85 kW	1232	67
MEGANE II Coupé-Cabriolet (EM0/1_) 2.0 (EM0S)	F4R 770	09.03 - 03.10	1998	B	102 kW	1235	87
MEGANE II Coupé-Cabriolet (EM0/1_) 2.0 (EM0S)	F4R 771	09.03 - 03.10	1998	B	102 kW	1235	87
MEGANE II Coupé-Cabriolet (EM0/1_) 2.0 16V Turbo	F4R 776	05.04 - 03.09	1998	B	120 kW	1235	87
MEGANE II Coupé-Cabriolet (EM0/1_) 2.0 dCi	M9R 700	09.05 - 03.09	1995	D	110 kW	1236	97
MEGANE II Coupé-Cabriolet (EM0/1_) 2.0 dCi	M9R 722	09.05 - 03.09	1995	D	110 kW	1236	97
MEGANE II Coupé-Cabriolet (EM0/1_) 2.0	F4R 770	09.03 - 03.10	1998	B	99 kW	1235	87
MEGANE II Coupé-Cabriolet (EM0/1_) 2.0	F4R 771	09.03 - 03.10	1998	B	99 kW	1235	87
MEGANE II Hatchback Van (KM0/2_) 1.5 dCi	K9K 722	08.03 - 02.08	1461	D	60 kW	1225	24
MEGANE II Hatchback Van (KM0/2_) 1.5 dCi	K9K 724	04.05 - 02.08	1461	D	63 kW	1225	23
MEGANE II Hatchback Van (KM0/2_) 1.5 dCi	K9K 728	08.03 - 02.08	1461	D	74 kW	1225	24
MEGANE II Hatchback Van (KM0/2_) 1.5 dCi	K9K 732	05.05 - 02.08	1461	D	78 kW	1225	23
MEGANE II Hatchback Van (KM0/2_) 1.5 dCi	K9K 734	01.07 - 03.09	1461	D	76 kW	1225	23
MEGANE II Kasten/Kombi (KM_) 1.5 dCi (KM02)	K9K 728	08.03 - 07.09	1461	D	74 kW	1225	24
MEGANE II Kasten/Kombi (KM_) 1.5 dCi (KM0F)	K9K 722	08.03 - 07.09	1461	D	60 kW	1225	24
MEGANE II Kasten/Kombi (KM_) 1.5 dCi (KM1E)	K9K 732	08.03 - 07.09	1461	D	78 kW	1225	23
MEGANE II Kasten/Kombi (KM_) 1.5 dCi (KM1F)	K9K 724	05.05 - 07.09	1461	D	63 kW	1225	23
MEGANE II Kasten/Kombi (KM_) 1.6 (KM0C)	K4M 760	10.03 - 01.08	1598	B	82 kW	1227	35
MEGANE II Kasten/Kombi (KM_) 1.6 (KM0C)	K4M 812	10.03 - 01.08	1598	B	82 kW	1227	35
MEGANE II Kasten/Kombi (KM_) 1.9 dCi (KM14)	F9Q E 804	02.06 - 10.06	1870	D	96 kW	1232	67
MEGANE II Kombi (KM0/1_) 1.4	K4J 730	08.03 - 07.09	1390	B	72 kW	1227	35
MEGANE II Kombi (KM0/1_) 1.4	K4J 740	08.03 - 07.09	1390	B	72 kW	1227	35
MEGANE II Kombi (KM0/1_) 1.5 dCi (KM02, KM13)	K9K 728	02.04 - 11.10	1461	D	74 kW	1225	24
MEGANE II Kombi (KM0/1_) 1.5 dCi (KM02, KM13)	K9K 729	02.04 - 11.10	1461	D	74 kW	1225	24
MEGANE II Kombi (KM0/1_) 1.5 dCi (KM0F, KM0T, KM2B)	K9K 722	08.03 - 05.06	1461	D	60 kW	1225	24
MEGANE II Kombi (KM0/1_) 1.5 dCi (KM16)	K9K 728	01.07 - 07.09	1461	D	76 kW	1225	24
MEGANE II Kombi (KM0/1_) 1.5 dCi (KM16)	K9K 734	01.07 - 07.09	1461	D	76 kW	1225	23
MEGANE II Kombi (KM0/1_) 1.5 dCi (KM16, KM1E)	K9K 732	05.05 - 06.08	1461	D	78 kW	1225	23
MEGANE II Kombi (KM0/1_) 1.5 dCi (KM16, KM1E)	K9K 734	05.05 - 06.08	1461	D	78 kW	1225	23
MEGANE II Kombi (KM0/1_) 1.5 dCi (KM1F)	K9K 724	05.05 - 07.09	1461	D	63 kW	1225	23
MEGANE II Kombi (KM0/1_) 1.6 16V Hi-Flex	K4M 856	02.08 - 07.09	1598	B/E	77 kW	1227	35
MEGANE II Kombi (KM0/1_) 1.6 16V	K4M 760	01.06 - 08.09	1598	B	82 kW	1227	35
MEGANE II Kombi (KM0/1_) 1.6 16V	K4M 761	01.06 - 08.09	1598	B	82 kW	1227	35
MEGANE II Kombi (KM0/1_) 1.6 16V	K4M 762	05.05 - 07.09	1598	B	77 kW	1227	35
MEGANE II Kombi (KM0/1_) 1.6 16V	K4M 762	05.06 - 10.11	1598	B	81 kW	1227	35
MEGANE II Kombi (KM0/1_) 1.6 16V	K4M 768	05.05 - 07.09	1598	B	75 kW	1227	35
MEGANE II Kombi (KM0/1_) 1.6 16V	K4M 812	01.06 - 08.09	1598	B	82 kW	1227	35
MEGANE II Kombi (KM0/1_) 1.6 16V	K4M 813	01.06 - 08.09	1598	B	82 kW	1227	35
MEGANE II Kombi (KM0/1_) 1.6 Flex (KM2E, KM2M, KM24, KM26)	K4M 768	11.06 - 08.12	1598	B/E	85 kW	1227	35
MEGANE II Kombi (KM0/1_) 1.6 LPG 16V	K4M 760	01.06 - 08.09	1598	B/G	82 kW	1227	35
MEGANE II Kombi (KM0/1_) 1.6	K4M 760	08.03 - 07.09	1598	B	83 kW	1227	35
MEGANE II Kombi (KM0/1_) 1.6	K4M 761	08.03 - 07.09	1598	B	83 kW	1227	35
MEGANE II Kombi (KM0/1_) 1.9 dCi (KMRG, KM1G, KM0G, KM2C)	F9Q 800	08.03 - 07.09	1870	D	88 kW	1232	67
MEGANE II Kombi (KM0/1_) 1.9 dCi	F9Q 803	05.05 - 07.09	1870	D	96 kW	1232	67
MEGANE II Kombi (KM0/1_) 1.9 dCi	F9Q 804	05.05 - 07.09	1870	D	96 kW	1232	67
MEGANE II Kombi (KM0/1_) 1.9 dCi	F9Q 804	05.05 - 07.09	1870	D	81 kW	1232	67

			<b>ccm</b>		<b>kw</b>		<b>1</b> <b>POS</b>
MEGANE II Kombi (KM0/1_) 1.9 dCi	F9Q 808	03.04 - 02.07	1870	D	68 kW	1232	67
MEGANE II Kombi (KM0/1_) 1.9 dCi	F9Q 808	04.04 - 12.05	1870	D	66 kW	1232	67
MEGANE II Kombi (KM0/1_) 1.9 dCi	F9Q 818	05.05 - 07.09	1870	D	85 kW	1232	67
MEGANE II Kombi (KM0/1_) 1.9 dCi	F9Q 818	05.05 - 07.09	1870	D	81 kW	1232	67
MEGANE II Kombi (KM0/1_) 2.0 (KM0S, KM2N, KM23)	F4R 770	02.05 - 10.11	1998	B	102 kW	1235	87
MEGANE II Kombi (KM0/1_) 2.0 (KM0S, KM2N, KM23)	F4R 771	02.05 - 10.11	1998	B	102 kW	1235	87
MEGANE II Kombi (KM0/1_) 2.0 dCi	M9R 700	09.05 - 07.09	1995	D	110 kW	1236	97
MEGANE II Kombi (KM0/1_) 2.0 dCi	M9R 722	09.05 - 07.09	1995	D	110 kW	1236	97
MEGANE II Kombi (KM0/1_) 2.0	F4R 770	08.03 - 07.09	1998	B	99 kW	1235	87
MEGANE II Kombi (KM0/1_) 2.0	F4R 771	08.03 - 07.09	1998	B	99 kW	1235	87
MEGANE II Stufenheck (LM0/1_) 1.4	K4J 730	09.03	1390	B	72 kW	1227	35
MEGANE II Stufenheck (LM0/1_) 1.4	K4J 732	09.03	1390	B	60 kW	1227	35
MEGANE II Stufenheck (LM0/1_) 1.4	K4J 740	09.03	1390	B	72 kW	1227	35
MEGANE II Stufenheck (LM0/1_) 1.5 dCi (LM02, LM13, LM2A)	K9K 728	02.04 - 12.10	1461	D	74 kW	1225	24
MEGANE II Stufenheck (LM0/1_) 1.5 dCi (LM02, LM13, LM2A)	K9K 729	02.04 - 12.10	1461	D	74 kW	1225	24
MEGANE II Stufenheck (LM0/1_) 1.5 dCi (LM0F, LM0T, LM2B)	K9K 722	08.03 - 12.10	1461	D	60 kW	1225	24
MEGANE II Stufenheck (LM0/1_) 1.5 dCi (LM16)	K9K 734	10.03 - 12.10	1461	D	76 kW	1225	23
MEGANE II Stufenheck (LM0/1_) 1.5 dCi (LM1E)	K9K 732	05.05 - 12.10	1461	D	78 kW	1225	23
MEGANE II Stufenheck (LM0/1_) 1.5 dCi (LM1F)	K9K 724	05.05 - 12.10	1461	D	63 kW	1225	23
MEGANE II Stufenheck (LM0/1_) 1.6 16V (LM1R, LM0C)	K4M 760	01.06	1598	B	82 kW	1227	35
MEGANE II Stufenheck (LM0/1_) 1.6 16V (LM1R, LM0C)	K4M 761	01.06	1598	B	82 kW	1227	35
MEGANE II Stufenheck (LM0/1_) 1.6 16V (LM1R, LM0C)	K4M 812	01.06	1598	B	82 kW	1227	35
MEGANE II Stufenheck (LM0/1_) 1.6 16V (LM1R, LM0C)	K4M 813	01.06	1598	B	82 kW	1227	35
MEGANE II Stufenheck (LM0/1_) 1.6 Hi-Flex (LM2E, LM2M, LM24)	K4M 766	03.06	1598	B/E	85 kW	1227	35
MEGANE II Stufenheck (LM0/1_) 1.6 Hi-Flex (LM2E, LM2M, LM24)	K4M 768	03.06	1598	B/E	85 kW	1227	35
MEGANE II Stufenheck (LM0/1_) 1.6 Hi-Flex (LM2E, LM2M, LM24)	K4M 812	03.06	1598	B/E	85 kW	1227	35
MEGANE II Stufenheck (LM0/1_) 1.6	K4M 760	09.03	1598	B	83 kW	1227	35
MEGANE II Stufenheck (LM0/1_) 1.6	K4M 760	09.03 - 10.11	1598	B	81 kW	1227	35
MEGANE II Stufenheck (LM0/1_) 1.6	K4M 761	09.03	1598	B	83 kW	1227	35
MEGANE II Stufenheck (LM0/1_) 1.6	K4M 761	09.03 - 10.11	1598	B	81 kW	1227	35
MEGANE II Stufenheck (LM0/1_) 1.6	K4M 762	05.05	1598	B	77 kW	1227	35
MEGANE II Stufenheck (LM0/1_) 1.6	K4M 768	09.03	1598	B	75 kW	1227	35
MEGANE II Stufenheck (LM0/1_) 1.6	K4M 812	09.07 - 12.10	1598	B	80 kW	1227	35
MEGANE II Stufenheck (LM0/1_) 1.9 dCi (LM0G, LM1G, LM2C)	F9Q 800	09.03	1870	D	88 kW	1232	67
MEGANE II Stufenheck (LM0/1_) 1.9 dCi (LM14, LM1D)	F9Q 803	05.05	1870	D	81 kW	1232	67
MEGANE II Stufenheck (LM0/1_) 1.9 dCi (LM14, LM1D)	F9Q 804	05.05	1870	D	81 kW	1232	67
MEGANE II Stufenheck (LM0/1_) 1.9 dCi (LM14, LM1D)	F9Q 816	05.05	1870	D	81 kW	1232	67
MEGANE II Stufenheck (LM0/1_) 1.9 dCi (LM14, LM1D)	F9Q 818	05.05	1870	D	81 kW	1232	67
MEGANE II Stufenheck (LM0/1_) 1.9 dCi	F9Q 803	05.05	1870	D	96 kW	1232	67
MEGANE II Stufenheck (LM0/1_) 1.9 dCi	F9Q 804	05.05	1870	D	96 kW	1232	67
MEGANE II Stufenheck (LM0/1_) 1.9 dCi	F9Q 808	03.04	1870	D	68 kW	1232	67
MEGANE II Stufenheck (LM0/1_) 1.9 dCi	F9Q 808	09.03 - 12.05	1870	D	66 kW	1232	67
MEGANE II Stufenheck (LM0/1_) 2.0 (LM0S, LM2G, LM2N, LM23)	F4R 770	06.06 - 12.10	1998	B	102 kW	1235	87
MEGANE II Stufenheck (LM0/1_) 2.0 (LM0S, LM2G, LM2N, LM23)	F4R 771	06.06 - 12.10	1998	B	102 kW	1235	87
MEGANE II Stufenheck (LM0/1_) 2.0 dCi	M9R 700	09.05	1995	D	110 kW	1236	97
MEGANE II Stufenheck (LM0/1_) 2.0 dCi	M9R 722	09.05	1995	D	110 kW	1236	97
MEGANE II Stufenheck (LM0/1_) 2.0	F4R 770	09.03	1998	B	99 kW	1235	87
MEGANE II Stufenheck (LM0/1_) 2.0	F4R 770	09.03 - 12.10	1998	B	103 kW	1235	87
MEGANE II Stufenheck (LM0/1_) 2.0	F4R 770	02.05 - 10.11	1998	B	101 kW	1235	87
MEGANE II Stufenheck (LM0/1_) 2.0	F4R 771	09.03	1998	B	99 kW	1235	87
MEGANE III Combi Van (KZ0/1) 1.5 dCi (KZ1A)	K9K 834	03.10 - 08.15	1461	D	66 kW	1225	23
MEGANE III Combi Van (KZ0/1) 1.5 dCi	K9K 830	03.10 - 08.15	1461	D	63 kW	1225	23
MEGANE III Combi Van (KZ0/1) 1.5 dCi	K9K 832	03.10 - 08.15	1461	D	78 kW	1225	23
MEGANE III Combi Van (KZ0/1) 1.5 dCi	K9K 836	01.09 - 08.15	1461	D	81 kW	1225	23
MEGANE III Combi Van (KZ0/1) 1.5 dCi	K9K 837	01.09 - 08.15	1461	D	81 kW	1225	23
MEGANE III Coupe (DZ0/1_) 1.2 TCe (DZ16, DZ28)	H5F 404	01.13 - 08.15	1197	B	97 kW	1223	14
MEGANE III Coupe (DZ0/1_) 1.2 TCe (DZ16, DZ28)	H5F 412	01.13 - 08.15	1197	B	97 kW	1223	14
MEGANE III Coupe (DZ0/1_) 1.2 TCe (DZ2B, DZ11)	H5F 400	03.12 - 08.15	1197	B	85 kW	1223	14
MEGANE III Coupe (DZ0/1_) 1.2 TCe (DZ2B, DZ11)	H5F 408	03.12 - 08.15	1197	B	85 kW	1223	14
MEGANE III Coupe (DZ0/1_) 1.5 dCi (DZ09, DZ0D, DZ1F, DZ1G, DZ14, DZ29)	K9K 636	02.09 - 08.15	1461	D	81 kW	1225	23
MEGANE III Coupe (DZ0/1_) 1.5 dCi (DZ09, DZ0D, DZ1F, DZ1G, DZ14, DZ29)	K9K 656	02.09 - 08.15	1461	D	81 kW	1225	23
MEGANE III Coupe (DZ0/1_) 1.5 dCi (DZ09, DZ0D, DZ1F, DZ1G, DZ14, DZ29)	K9K 836	02.09 - 08.15	1461	D	81 kW	1225	23








MEGANE III Coupe (DZ0/1_) 1.5 dCi (DZ09, DZ0D, DZ1F, DZ1G, DZ14, DZ29)	K9K 837	02.09 - 08.15	1461	D	81 kW	1225	23
MEGANE III Coupe (DZ0/1_) 1.5 dCi (DZ09, DZ0D, DZ1F, DZ1G, DZ14, DZ29)	K9K 846	02.09 - 08.15	1461	D	81 kW	1225	23
MEGANE III Coupe (DZ0/1_) 1.5 dCi (DZ0A)	K9K 830	11.08 - 08.15	1461	D	63 kW	1225	23
MEGANE III Coupe (DZ0/1_) 1.5 dCi (DZ0B)	K9K 832	02.09	1461	D	78 kW	1225	23
MEGANE III Coupe (DZ0/1_) 1.5 dCi (DZ0C, DZ1A)	K9K 834	11.08 - 08.15	1461	D	66 kW	1225	23
MEGANE III Coupe (DZ0/1_) 1.5 dCi	K9K 846	07.14	1461	D	70 kW	1225	23
MEGANE III Coupe (DZ0/1_) 1.6 16V (DZ0H)	K4M 848	11.08	1598	B	74 kW	1227	35
MEGANE III Coupe (DZ0/1_) 1.6 16V (DZ0U, DZ1B, DZ1H)	K4M 858	11.08 - 08.15	1598	B	81 kW	1227	35
MEGANE III Coupe (DZ0/1_) 1.6 16V Bifuel (DZ03, DZ1Y)	K4M 866	11.08	1598	B/G	81 kW	1227	35
MEGANE III Coupe (DZ0/1_) 1.6 dCi (DZ00, DZ12, DZ2A, DZ13)	R9M 402	04.11 - 08.15	1598	D	96 kW	1232	70
MEGANE III Coupe (DZ0/1_) 1.6 dCi (DZ00, DZ12, DZ2A, DZ13)	R9M 404	04.11 - 08.15	1598	D	96 kW	1232	70
MEGANE III Coupe (DZ0/1_) 1.6 dCi (DZ00, DZ12, DZ2A, DZ13)	R9M 414	04.11 - 08.15	1598	D	96 kW	1232	70
MEGANE III Coupe (DZ0/1_) 1.9 dCi (DZ0N, DZ0J, DZ1J, DZ1K)	F9Q 870	11.08 - 08.15	1870	D	96 kW	1232	69
MEGANE III Coupe (DZ0/1_) 1.9 dCi (DZ0N, DZ0J, DZ1J, DZ1K)	F9Q 872	11.08 - 08.15	1870	D	96 kW	1232	69
MEGANE III Coupe (DZ0/1_) 2.0 R.S.	F4R 874	11.08	1998	B	195 kW	1235	87
MEGANE III Coupe (DZ0/1_) 2.0 R.S.	F4R 874	07.14	1998	B	201 kW	1235	87
MEGANE III Coupe (DZ0/1_) 2.0 TCe (DZ0K)	F4R 870	11.08 - 08.15	1998	B	132 kW	1235	87
MEGANE III Coupe (DZ0/1_) 2.0 TCe (DZ1N)	F4R 874	05.09	1998	B	184 kW	1235	87
MEGANE III Coupe (DZ0/1_) 2.0 TCe 220	F4R 874	11.13	1998	B	162 kW	1235	87
MEGANE III Coupe (DZ0/1_) 2.0 TCe	F4R 872	06.12	1998	B	140 kW	1235	87
MEGANE III Coupe (DZ0/1_) 2.0 dCi (DZ0L)	M9R 610	04.09 - 08.15	1995	D	118 kW	1236	97
MEGANE III Coupe (DZ0/1_) 2.0 dCi (DZ0Y)	M9R 615	04.09	1995	D	110 kW	1236	97
MEGANE III Coupe (DZ0/1_) 2.0 dCi	M9R 610	07.12	1995	D	120 kW	1236	97
MEGANE III Grandtour (KZ0/1) 1.2 TCe (KZ16, KZ28)	H5F 404	01.13	1197	B	97 kW	1223	14
MEGANE III Grandtour (KZ0/1) 1.2 TCe (KZ16, KZ28)	H5F 412	01.13	1197	B	97 kW	1223	14
MEGANE III Grandtour (KZ0/1) 1.2 TCe (KZ2B, KZ11)	H5F 400	03.12	1197	B	85 kW	1223	14
MEGANE III Grandtour (KZ0/1) 1.2 TCe (KZ2B, KZ11)	H5F 408	03.12	1197	B	85 kW	1223	14
MEGANE III Grandtour (KZ0/1) 1.5 dCi (KZ09, KZ0D, KZ1G, KZ29, KZ14, KZ1W, KZ10, KZ1F,...)	K9K 636	02.09 - 08.15	1461	D	81 kW	1225	23
MEGANE III Grandtour (KZ0/1) 1.5 dCi (KZ09, KZ0D, KZ1G, KZ29, KZ14, KZ1W, KZ10, KZ1F,...)	K9K 656	02.09 - 08.15	1461	D	81 kW	1225	23
MEGANE III Grandtour (KZ0/1) 1.5 dCi (KZ09, KZ0D, KZ1G, KZ29, KZ14, KZ1W, KZ10, KZ1F,...)	K9K 657	02.09 - 08.15	1461	D	81 kW	1225	23
MEGANE III Grandtour (KZ0/1) 1.5 dCi (KZ09, KZ0D, KZ1G, KZ29, KZ14, KZ1W, KZ10, KZ1F,...)	K9K 836	02.09 - 08.15	1461	D	81 kW	1225	23
MEGANE III Grandtour (KZ0/1) 1.5 dCi (KZ09, KZ0D, KZ1G, KZ29, KZ14, KZ1W, KZ10, KZ1F,...)	K9K 837	02.09 - 08.15	1461	D	81 kW	1225	23
MEGANE III Grandtour (KZ0/1) 1.5 dCi (KZ09, KZ0D, KZ1G, KZ29, KZ14, KZ1W, KZ10, KZ1F,...)	K9K 846	02.09 - 08.15	1461	D	81 kW	1225	23
MEGANE III Grandtour (KZ0/1) 1.5 dCi (KZ0C, KZ1A)	K9K 834	05.09	1461	D	66 kW	1225	23
MEGANE III Grandtour (KZ0/1) 1.5 dCi (KZ1G, KZ1W, KZ0R)	K9K 846	11.13	1461	D	70 kW	1225	23
MEGANE III Grandtour (KZ0/1) 1.5 dCi (KZ1M, KZ1W, KZ0R)	K9K 832	02.09	1461	D	78 kW	1225	23
MEGANE III Grandtour (KZ0/1) 1.5 dCi (KZ1M, KZ1W, KZ0R)	K9K 836	02.09	1461	D	78 kW	1225	23
MEGANE III Grandtour (KZ0/1) 1.5 dCi (KZ1M, KZ1W, KZ0R)	K9K 846	02.09	1461	D	78 kW	1225	23
MEGANE III Grandtour (KZ0/1) 1.5 dCi	K9K 830	03.09	1461	D	63 kW	1225	23
MEGANE III Grandtour (KZ0/1) 1.6 16V (KZ0H)	K4M 848	05.09	1598	B	74 kW	1227	35
MEGANE III Grandtour (KZ0/1) 1.6 16V (KZ0U, KZ1B, KZ1U)	K4M 858	05.09	1598	B	81 kW	1227	35
MEGANE III Grandtour (KZ0/1) 1.6 16V (KZ0U, KZ1B, KZ1U)	K4M 866	05.09	1598	B	81 kW	1227	35
MEGANE III Grandtour (KZ0/1) 1.6 Bifuel (KZ03)	K4M 866	11.08	1598	B/G	81 kW	1227	35
MEGANE III Grandtour (KZ0/1) 1.6 dCi (KZ00, KZ12, KZ13)	R9M 402	04.11	1598	D	96 kW	1232	70
MEGANE III Grandtour (KZ0/1) 1.6 dCi (KZ00, KZ12, KZ13)	R9M 404	04.11	1598	D	96 kW	1232	70
MEGANE III Grandtour (KZ0/1) 1.6 dCi (KZ00, KZ12, KZ13)	R9M 414	04.11	1598	D	96 kW	1232	70
MEGANE III Grandtour (KZ0/1) 1.9 dCi (KZ0J, KZ0N, KZ1S)	F9Q 870	05.09	1870	D	96 kW	1232	69
MEGANE III Grandtour (KZ0/1) 1.9 dCi (KZ0J, KZ0N, KZ1S)	F9Q 872	05.09	1870	D	96 kW	1232	69
MEGANE III Grandtour (KZ0/1) 2.0 TCe (KZ0K, KZ1T)	F4R 870	11.08	1998	B	132 kW	1235	87
MEGANE III Grandtour (KZ0/1) 2.0 TCe (KZ0K, KZ1T)	F4R 872	11.08	1998	B	132 kW	1235	87
MEGANE III Grandtour (KZ0/1) 2.0 TCe	F4R 872	09.12	1998	B	140 kW	1235	87
MEGANE III Grandtour (KZ0/1) 2.0 TCe	F4R 874	09.12	1998	B	162 kW	1235	87
MEGANE III Grandtour (KZ0/1) 2.0 dCi (KZ0L)	M9R 610	04.09	1995	D	118 kW	1236	97
MEGANE III Grandtour (KZ0/1) 2.0 dCi (KZ0Y)	M9R 615	10.10	1995	D	110 kW	1236	97
MEGANE III Grandtour (KZ0/1) 2.0 dCi	M9R 610	07.12	1995	D	120 kW	1236	97
MEGANE III Hatchback Van (BZ_) 1.5 dCi (BZ0C, BZ1A)	K9K 834	11.08 - 08.15	1461	D	66 kW	1225	23
MEGANE III Hatchback Van (BZ_) 1.5 dCi (BZ0D, BZ1G, BZ1F, BZ1M, BZ1W, BZ0R, BZ10)	K9K 836	02.09 - 08.15	1461	D	81 kW	1225	23
MEGANE III Hatchback Van (BZ_) 1.5 dCi (BZ0D, BZ1G, BZ1F, BZ1M, BZ1W, BZ0R, BZ10)	K9K 846	02.09 - 08.15	1461	D	81 kW	1225	23
MEGANE III Schrägheck (BZ0/1_, B3_) 1.2 TCe (BZ16, BZ28)	H5F 404	01.13	1197	B	97 kW	1223	14
MEGANE III Schrägheck (BZ0/1_, B3_) 1.2 TCe (BZ16, BZ28)	H5F 412	01.13	1197	B	97 kW	1223	14
MEGANE III Schrägheck (BZ0/1_, B3_) 1.2 TCe (BZ2B, BZ11)	H5F 400	03.12 - 08.15	1197	B	85 kW	1223	14
MEGANE III Schrägheck (BZ0/1_, B3_) 1.2 TCe (BZ2B, BZ11)	H5F 408	03.12 - 08.15	1197	B	85 kW	1223	14

			<b>ccm</b>		<b>kw</b>		<b>1 POS</b>
MEGANE III Schrägheck (BZ0/1_, B3_) 1.5 dCi (BZ09, BZ0D, BZ1W, BZ29, BZ14)	K9K 636	02.09	1461	D	81 kW	1225	23
MEGANE III Schrägheck (BZ0/1_, B3_) 1.5 dCi (BZ09, BZ0D, BZ1W, BZ29, BZ14)	K9K 656	02.09	1461	D	81 kW	1225	23
MEGANE III Schrägheck (BZ0/1_, B3_) 1.5 dCi (BZ09, BZ0D, BZ1W, BZ29, BZ14)	K9K 656	02.09	1461	D	81 kW	1225	23
MEGANE III Schrägheck (BZ0/1_, B3_) 1.5 dCi (BZ09, BZ0D, BZ1W, BZ29, BZ14)	K9K 657	02.09	1461	D	81 kW	1225	23
MEGANE III Schrägheck (BZ0/1_, B3_) 1.5 dCi (BZ09, BZ0D, BZ1W, BZ29, BZ14)	K9K 657	02.09	1461	D	81 kW	1225	23
MEGANE III Schrägheck (BZ0/1_, B3_) 1.5 dCi (BZ09, BZ0D, BZ1W, BZ29, BZ14)	K9K 836	02.09	1461	D	81 kW	1225	23
MEGANE III Schrägheck (BZ0/1_, B3_) 1.5 dCi (BZ09, BZ0D, BZ1W, BZ29, BZ14)	K9K 837	02.09	1461	D	81 kW	1225	23
MEGANE III Schrägheck (BZ0/1_, B3_) 1.5 dCi (BZ09, BZ0D, BZ1W, BZ29, BZ14)	K9K 846	02.09	1461	D	81 kW	1225	23
MEGANE III Schrägheck (BZ0/1_, B3_) 1.5 dCi (BZ0C)	K9K 834	11.08 - 08.15	1461	D	66 kW	1225	23
MEGANE III Schrägheck (BZ0/1_, B3_) 1.5 dCi (BZ1G, BZ1W, BZ0R)	K9K 846	11.13 - 08.15	1461	D	70 kW	1225	23
MEGANE III Schrägheck (BZ0/1_, B3_) 1.5 dCi	K9K 830	11.08	1461	D	63 kW	1225	23
MEGANE III Schrägheck (BZ0/1_, B3_) 1.5 dCi	K9K 832	02.09	1461	D	78 kW	1225	23
MEGANE III Schrägheck (BZ0/1_, B3_) 1.6 16V (BZ0H)	K4M 848	11.08 - 08.15	1598	B	74 kW	1227	35
MEGANE III Schrägheck (BZ0/1_, B3_) 1.6 16V (BZ0H, BZ1R)	K4M 848	01.10 - 08.15	1598	B	78 kW	1227	35
MEGANE III Schrägheck (BZ0/1_, B3_) 1.6 16V (BZ1B, BZ1H)	K4M 858	11.08	1598	B	81 kW	1227	35
MEGANE III Schrägheck (BZ0/1_, B3_) 1.6 16V BiFuel (BZ1U, BZ0U)	K4M 858	05.09 - 08.15	1598	B/G	81 kW	1227	35
MEGANE III Schrägheck (BZ0/1_, B3_) 1.6 16V Hi-Flex (BZ03)	K4M 858	11.08 - 08.15	1598	B/E	81 kW	1227	35
MEGANE III Schrägheck (BZ0/1_, B3_) 1.6 16V Hi-Flex (BZ03)	K4M 866	11.08 - 08.15	1598	B/E	81 kW	1227	35
MEGANE III Schrägheck (BZ0/1_, B3_) 1.6 16V	K4M 838	01.13	1598	B	85 kW	1227	35
MEGANE III Schrägheck (BZ0/1_, B3_) 1.6 16V	K4M 848	01.13	1598	B	85 kW	1227	35
MEGANE III Schrägheck (BZ0/1_, B3_) 1.6 16V	K4M 858	11.08	1598	B	82 kW	1227	35
MEGANE III Schrägheck (BZ0/1_, B3_) 1.6 16V	K4M 858	01.13	1598	B	85 kW	1227	35
MEGANE III Schrägheck (BZ0/1_, B3_) 1.6 16V	K4M 866	11.08	1598	B	82 kW	1227	35
MEGANE III Schrägheck (BZ0/1_, B3_) 1.6 dCi (BZ00, BZ12, BZ13)	R9M 402	04.11 - 08.15	1598	D	96 kW	1232	70
MEGANE III Schrägheck (BZ0/1_, B3_) 1.6 dCi (BZ00, BZ12, BZ13)	R9M 404	04.11 - 08.15	1598	D	96 kW	1232	70
MEGANE III Schrägheck (BZ0/1_, B3_) 1.6 dCi (BZ00, BZ12, BZ13)	R9M 414	04.11 - 08.15	1598	D	96 kW	1232	70
MEGANE III Schrägheck (BZ0/1_, B3_) 1.9 dCi (BZ0N, BZ0J)	F9Q 870	11.08	1870	D	96 kW	1232	69
MEGANE III Schrägheck (BZ0/1_, B3_) 1.9 dCi (BZ0N, BZ0J)	F9Q 872	11.08	1870	D	96 kW	1232	69
MEGANE III Schrägheck (BZ0/1_, B3_) 2.0 R.S.	F4R 874	06.14	1998	B	195 kW	1235	87
MEGANE III Schrägheck (BZ0/1_, B3_) 2.0 TCe (BZ0K)	F4R 870	11.08 - 08.15	1998	B	132 kW	1235	87
MEGANE III Schrägheck (BZ0/1_, B3_) 2.0 TCe 220	F4R 874	11.13	1998	B	162 kW	1235	87
MEGANE III Schrägheck (BZ0/1_, B3_) 2.0 TCe	F4R 872	06.12	1998	B	140 kW	1235	87
MEGANE III Schrägheck (BZ0/1_, B3_) 2.0 dCi (BZ0L)	M9R 610	04.09 - 08.15	1995	D	118 kW	1236	97
MEGANE III Schrägheck (BZ0/1_, B3_) 2.0 dCi (BZ0Y)	M9R 615	10.10	1995	D	110 kW	1236	97
MEGANE III Schrägheck (BZ0/1_, B3_) 2.0 dCi	M9R 610	07.12	1995	D	120 kW	1236	97
MEGANE IV Grandtour (K9A/M/N_) 1.2 TCe 100	H5F 408	04.16	1197	B	74 kW	1223	14
MEGANE IV Grandtour (K9A/M/N_) 1.2 TCe 130 (K9MR)	H5F 408	04.16	1197	B	97 kW	1223	14
MEGANE IV Grandtour (K9A/M/N_) 1.5 Blue dCi 115 (K9A6)	K9K 872	08.18	1461	D	85 kW	1225	23
MEGANE IV Grandtour (K9A/M/N_) 1.5 Blue dCi 115 (K9A6)	K9K 873	08.18	1461	D	85 kW	1225	23
MEGANE IV Grandtour (K9A/M/N_) 1.5 Blue dCi 95 (K9A2)	K9K 872	08.18	1461	D	70 kW	1225	23
MEGANE IV Grandtour (K9A/M/N_) 1.5 dCi 110	K9K 656	04.16	1461	D	81 kW	1225	23
MEGANE IV Grandtour (K9A/M/N_) 1.5 dCi 110	K9K 657	04.16	1461	D	81 kW	1225	23
MEGANE IV Grandtour (K9A/M/N_) 1.5 dCi 90	K9K 656	04.16	1461	D	66 kW	1225	23
MEGANE IV Grandtour (K9A/M/N_) 1.6 dCi 130	R9M 409	04.16	1598	D	96 kW	1232	70
MEGANE IV Grandtour (K9A/M/N_) 1.6 dCi 165	R9M 452	04.16	1598	D	120 kW	1232	70
MEGANE IV Grandtour (K9A/M/N_) 1.8 Blue dCi 150 (K9A7)	R9N 401	02.19	1749	D	110 kW	1232	71
MEGANE IV Schrägheck (B9A/M/N_) 1.2 TCe 100 (B9MS)	H5F 408	11.15	1197	B	74 kW	1223	14
MEGANE IV Schrägheck (B9A/M/N_) 1.2 TCe 130 (B9MR)	H5F 408	11.15	1197	B	97 kW	1223	14
MEGANE IV Schrägheck (B9A/M/N_) 1.5 Blue dCi 115 (B9A6)	K9K 872	08.18	1461	D	85 kW	1225	23
MEGANE IV Schrägheck (B9A/M/N_) 1.5 Blue dCi 115 (B9A6)	K9K 873	08.18	1461	D	85 kW	1225	23
MEGANE IV Schrägheck (B9A/M/N_) 1.5 Blue dCi 95 (B9A2)	K9K 872	08.18	1461	D	70 kW	1225	23
MEGANE IV Schrägheck (B9A/M/N_) 1.5 dCi 110 (B9A3)	K9K 646	11.15	1461	D	81 kW	1225	23
MEGANE IV Schrägheck (B9A/M/N_) 1.5 dCi 110 (B9A3)	K9K 648	11.15	1461	D	81 kW	1226	30
MEGANE IV Schrägheck (B9A/M/N_) 1.5 dCi 110 (B9A3)	K9K 656	11.15	1461	D	81 kW	1225	23
MEGANE IV Schrägheck (B9A/M/N_) 1.5 dCi 110 (B9A3)	K9K 657	11.15	1461	D	81 kW	1225	23
MEGANE IV Schrägheck (B9A/M/N_) 1.5 dCi 90 (B9A1)	K9K 656	11.15	1461	D	66 kW	1225	23
MEGANE IV Schrägheck (B9A/M/N_) 1.6 dCi 130 (B9A4)	R9M 409	11.15	1598	D	96 kW	1232	70
MEGANE IV Schrägheck (B9A/M/N_) 1.6 dCi 165	R9M 452	11.15	1598	D	120 kW	1232	70
MEGANE IV Schrägheck (B9A/M/N_) 1.8 Blue dCi 150 (B9A7)	R9N 401	02.19	1749	D	110 kW	1232	71
MEGANE IV Stufenheck 1.2 Tce 130	H5F 408	10.16	1197	B	97 kW	1223	14
MEGANE IV Stufenheck 1.5 Blue dCi 115 (LVA6)	K9K 872	02.19	1461	D	85 kW	1225	23
MEGANE IV Stufenheck 1.5 Blue dCi 115 (LVA6)	K9K 873	02.19	1461	D	85 kW	1225	23










MEGANE IV Stufenheck 1.5 Blue dCi 95 (LVA2)	K9K 872	02.19	1461	D	70 kW	1225	23
MEGANE IV Stufenheck 1.5 dCi 110	K9K 656	10.16	1461	D	81 kW	1225	23
MEGANE IV Stufenheck 1.5 dCi 110	K9K 657	10.16	1461	D	81 kW	1225	23
MEGANE IV Stufenheck 1.5 dCi 110	K9K 674	10.16	1461	D	81 kW	1226	30
MEGANE IV Stufenheck 1.5 dCi 110	K9K 675	10.16	1461	D	81 kW	1226	30
MEGANE IV Stufenheck 1.5 dCi 110	K9K 676	10.16	1461	D	81 kW	1226	30
MEGANE IV Stufenheck 1.5 dCi 110	K9K 677	10.16	1461	D	81 kW	1226	30
MEGANE IV Stufenheck 1.5 dCi 90 (LVA1)	K9K 656	10.16	1461	D	66 kW	1225	23
MEGANE IV Stufenheck 1.6 dCi 130	R9M 409	10.16	1598	D	96 kW	1232	70
MEGANE Scenic (JA0/1_) 1.4 i (JA0E)	E7J 764	01.97 - 09.99	1390	B	55 kW	1224	21
MEGANE Scenic (JA0/1_) 1.6 16V (JA0B, JA04, JA11, JA00)	K4M 700	04.98 - 10.99	1598	B	79 kW	1227	35
MEGANE Scenic (JA0/1_) 1.6 16V (JA0B, JA04, JA11, JA00)	K4M 701	04.98 - 10.99	1598	B	79 kW	1227	35
MEGANE Scenic (JA0/1_) 1.6 16V (JA0B, JA04, JA11, JA00)	K4M 704	04.98 - 10.99	1598	B	79 kW	1227	35
MEGANE Scenic (JA0/1_) 1.6 16V (JA0B, JA04, JA11, JA00)	K4M 706	04.98 - 10.99	1598	B	79 kW	1227	35
MEGANE Scenic (JA0/1_) 1.6 16V (JA0B, JA04, JA11, JA00)	K4M 707	04.98 - 10.99	1598	B	79 kW	1227	35
MEGANE Scenic (JA0/1_) 1.6 16V (JA0B, JA04, JA11, JA00)	K4M 708	04.98 - 10.99	1598	B	79 kW	1227	35
MEGANE Scenic (JA0/1_) 1.6 16V (JA0B, JA04, JA11, JA00)	K4M 709	04.98 - 10.99	1598	B	79 kW	1227	35
MEGANE Scenic (JA0/1_) 1.6 16V (JA0B, JA04, JA11, JA00)	K4M 712	04.98 - 10.99	1598	B	79 kW	1227	35
MEGANE Scenic (JA0/1_) 1.6 e (JA0F)	K7M 702	10.96 - 10.99	1598	B	66 kW	1227	39
MEGANE Scenic (JA0/1_) 1.6 e (JA0F)	K7M 703	10.96 - 10.99	1598	B	66 kW	1227	39
MEGANE Scenic (JA0/1_) 1.6 i (JA0L)	K7M 720	01.97 - 09.99	1598	B	55 kW	1227	40
MEGANE Scenic (JA0/1_) 1.9 D (JA0J)	F8Q 790	03.97 - 09.99	1870	D	47 kW	1232	66
MEGANE Scenic (JA0/1_) 1.9 dT (JA0K, JA0Y)	F8Q 784	01.97 - 09.99	1870	D	66 kW	1228	44
MEGANE Scenic (JA0/1_) 1.9 dT (JA0K, JA0Y)	F8Q 786	01.97 - 09.99	1870	D	66 kW	1231	64
MEGANE Scenic (JA0/1_) 1.9 dT (JA0Y)	F8Q 784	03.97 - 08.99	1870	D	69 kW	1228	44
MEGANE Scenic (JA0/1_) 1.9 dTi (JA0N)	F9Q 730	04.97 - 09.99	1870	D	72 kW	1232	67
MEGANE Scenic (JA0/1_) 1.9 dTi (JA0N)	F9Q 734	04.97 - 09.99	1870	D	72 kW	1232	67
MEGANE Scenic (JA0/1_) 2.0 (JA0G)	F3R 750	02.98 - 12.01	1998	B	85 kW	1234	78
MEGANE Scenic (JA0/1_) 2.0 (JA0G)	F3R 751	02.98 - 12.01	1998	B	85 kW	1234	80
MEGANE Scenic (JA0/1_) 2.0 (JA0G)	F3R 791	02.98 - 12.01	1998	B	85 kW	1234	80
MEGANE Scenic (JA0/1_) 2.0 (JA0G)	F3R 796	02.98 - 12.01	1998	B	85 kW	1234	80
MEGANE Scenic (JA0/1_) 2.0 (JA0G)	F3R 797	02.98 - 12.01	1998	B	85 kW	1234	80
MEGANE Scenic (JA0/1_) 2.0 (JA0G)	F3R 798	02.98 - 12.01	1998	B	85 kW	1234	80
MEGANE Scenic (JA0/1_) 2.0 RXE 4x4	F3R 750	05.97 - 10.99	1998	B	84 kW	1234	78
MEGANE Scenic (JA0/1_) 2.0 i (JA02, JA0G)	F3R 750	01.99 - 09.99	1998	B	80 kW	1234	78
MEGANE Scenic (JA0/1_) 2.0 i (JA02, JA0G)	F3R 751	01.99 - 09.99	1998	B	80 kW	1234	80
MEGANE Scenic (JA0/1_) 2.0 i (JA02, JA0G)	F3R 791	01.99 - 09.99	1998	B	80 kW	1234	80
MEGANE Scenic (JA0/1_) 2.0 i (JA02, JA0G)	F3R 796	01.99 - 09.99	1998	B	80 kW	1234	80
MEGANE Scenic (JA0/1_) 2.0 i (JA02, JA0G)	F3R 797	01.99 - 09.99	1998	B	80 kW	1234	80
MEGANE Scenic (JA0/1_) 2.0 i (JA02, JA0G)	F3R 798	01.99 - 09.99	1998	B	80 kW	1234	80
MEGANE Scenic (JA0/1_) 2.0 i (JA0G)	F3R 750	01.97 - 09.99	1998	B	84 kW	1234	78
MEGANE Scenic (JA0/1_) 2.0 i (JA0G)	F3R 751	01.97 - 09.99	1998	B	84 kW	1234	80
MEGANE Scenic VAN (JA0/1_) 1.9 DT (JA0K)	F8Q 786	01.97 - 09.99	1870	D	66 kW	1231	64
MEGANE Scenic VAN (JA0/1_) 1.9 DTi (JA0N)	F9Q 734	04.97 - 09.99	1870	D	72 kW	1232	67
MODUS / GRAND MODUS (F/JPO_) 1.2 (FP0C, FP0K, FP0P)	D4F 740	05.05	1149	B	48 kW	1222	6
MODUS / GRAND MODUS (F/JPO_) 1.2 (JP0C, JP0K, FP0C, FP0K, FP0P, JP0P, JP0T)	D4F 740	12.04	1149	B	55 kW	1222	6
MODUS / GRAND MODUS (F/JPO_) 1.2 (JP0S)	D4F 764	12.04	1149	B	58 kW	1222	6
MODUS / GRAND MODUS (F/JPO_) 1.2 16V (JP0W)	D4F 784	05.07	1149	B	74 kW	1222	6
MODUS / GRAND MODUS (F/JPO_) 1.2 16V Hi-Flex	D4F 740	10.08	1149	B/E	55 kW	1222	6
MODUS / GRAND MODUS (F/JPO_) 1.2 GPL (JP0R)	D4F 744	05.08 - 12.12	1149	B/G	55 kW	1222	6
MODUS / GRAND MODUS (F/JPO_) 1.2	D4F 786	04.11	1149	B	76 kW	1222	6
MODUS / GRAND MODUS (F/JPO_) 1.4 (JP01, JP0J)	K4J 770	12.04	1390	B	72 kW	1227	35
MODUS / GRAND MODUS (F/JPO_) 1.4 (JP01, JP0J)	K4J 780	12.04	1390	B	72 kW	1227	35
MODUS / GRAND MODUS (F/JPO_) 1.5 dCi (FP0D, JP0D)	K9K 750	09.04	1461	D	60 kW	1225	24
MODUS / GRAND MODUS (F/JPO_) 1.5 dCi (FP0E, JP0E)	K9K 752	12.04	1461	D	48 kW	1225	24
MODUS / GRAND MODUS (F/JPO_) 1.5 dCi (FP0E, JP0E)	K9K 768	12.04	1461	D	48 kW	1225	23
MODUS / GRAND MODUS (F/JPO_) 1.5 dCi (FP0F, JP0F)	K9K 760	12.04	1461	D	63 kW	1225	23
MODUS / GRAND MODUS (F/JPO_) 1.5 dCi (FP0F, JP0F)	K9K 766	12.04	1461	D	63 kW	1225	23
MODUS / GRAND MODUS (F/JPO_) 1.5 dCi (FP0F, JP0F)	K9K 772	12.04	1461	D	63 kW	1225	23
MODUS / GRAND MODUS (F/JPO_) 1.5 dCi (FP0G, JP0G)	K9K 762	12.04	1461	D	50 kW	1225	23
MODUS / GRAND MODUS (F/JPO_) 1.5 dCi (FP0G, JP0G)	K9K 768	12.04	1461	D	50 kW	1225	23
MODUS / GRAND MODUS (F/JPO_) 1.5 dCi (JP02)	K9K 772	05.07	1461	D	76 kW	1225	23

			<b>ccm</b>		<b>kw</b>		<b>1 POS</b>
MODUS / GRAND MODUS (F/JP0_) 1.5 dCi (JP0G, JP0H)	K9K 764	05.05	1461	D	78 kW	1225	23
MODUS / GRAND MODUS (F/JP0_) 1.5 dCi 75	K9K 770	10.10	1461	D	55 kW	1225	23
MODUS / GRAND MODUS (F/JP0_) 1.5 dCi 90	K9K 750	10.10	1461	D	65 kW	1225	24
MODUS / GRAND MODUS (F/JP0_) 1.5 dCi 90	K9K 770	10.10	1461	D	65 kW	1225	23
MODUS / GRAND MODUS (F/JP0_) 1.6 (JP03, JP0B, JP0U, JP0Y, JP1G)	K4M 790	12.04	1598	B	82 kW	1227	35
MODUS / GRAND MODUS (F/JP0_) 1.6 (JP03, JP0B, JP0U, JP0Y, JP1G)	K4M 791	12.04	1598	B	82 kW	1227	35
MODUS / GRAND MODUS (F/JP0_) 1.6 (JP03, JP0B, JP0U, JP0Y, JP1G)	K4M 800	12.04	1598	B	82 kW	1227	35
MODUS / GRAND MODUS (F/JP0_) 1.6 (JP03, JP0B, JP0U, JP0Y, JP1G)	K4M 801	12.04	1598	B	82 kW	1227	35
MODUS / GRAND MODUS (F/JP0_) 1.6 (JP0L, JP0V)	K4M 794	12.04	1598	B	65 kW	1227	35
Megane I Kombi van (KA_) 1.4 (KA0D)	K4J 714	04.01 - 07.03	1390	B	70 kW	1227	35
Megane I Kombi van (KA_) 1.4 (KA0D)	K4J 750	04.01 - 07.03	1390	B	70 kW	1227	35
Megane I Kombi van (KA_) 1.6 (KA0B, KA04)	K4M 700	04.01 - 07.03	1598	B	79 kW	1227	35
Megane I Kombi van (KA_) 1.6 (KA0B, KA04)	K4M 701	04.01 - 07.03	1598	B	79 kW	1227	35
Megane I Kombi van (KA_) 1.6 (KA0B, KA04)	K4M 708	04.01 - 07.03	1598	B	79 kW	1227	35
Megane I Kombi van (KA_) 1.6 (KA0B, KA04)	K4M 709	04.01 - 07.03	1598	B	79 kW	1227	35
Megane I Kombi van (KA_) 1.6 BiFuel (KA04)	K4M 704	04.01 - 07.03	1598	B/G	80 kW	1227	35
Megane I Kombi van (KA_) 1.6 BiFuel (KA0B)	K4M 712	04.01 - 07.03	1598	B/G	79 kW	1227	35
Megane I Kombi van (KA_) 1.8 (KA1M)	F4P 722	04.01 - 07.03	1783	B	85 kW	1234	83
Megane I Kombi van (KA_) 1.9 D (KA0R)	F8Q 622	02.00 - 09.00	1870	D	47 kW	1228	47
Megane I Kombi van (KA_) 1.9 DTI (KA1U)	F9Q 744	04.01 - 07.03	1870	D	59 kW	1232	67
Megane I Kombi van (KA_) 1.9 dCi (KA05)	F9Q 732	04.01 - 07.03	1870	D	75 kW	1232	67
Megane I Kombi van (KA_) 1.9 dCi (KA05)	F9Q 732	04.01 - 07.03	1870	D	77 kW	1232	67
Megane I Kombi van (KA_) 1.9 dCi (KA05)	F9Q 733	04.01 - 07.03	1870	D	75 kW	1232	67
Megane I Kombi van (KA_) 1.9 dCi (KA05)	F9Q 733	04.01 - 07.03	1870	D	77 kW	1232	67
OROCH 1.6 16V	K4M 690	09.15	1598	B	81 kW	1226	34
OROCH 1.6 16V	K4M 690	09.15	1598	B	82 kW	1226	34
OROCH 2.0 (PSAA)	F4R 412	09.15	1998	B	101 kW	1235	84
OROCH 2.0 Flex (PSA4, PSJJ)	F4R 416	09.15	1998	B/E	105 kW	1235	84
OROCH 2.0 Flex (PSA4, PSJJ)	F4R 418	09.15	1998	B/E	105 kW	1235	86
PULSE (BDM_) 1.5 DCI	K9K 422	01.12 - 10.17	1461	D	47 kW	1226	30
PULSE (BDM_) 1.5 DCI	K9K 740	01.12 - 10.17	1461	D	47 kW	1225	23
RAPID Kasten/Großraumlimousine (F40_, G40_) 1.0	C1C 706	02.86 - 05.92	956	B	27 kW	1222	3
RAPID Kasten/Großraumlimousine (F40_, G40_) 1.0	C1C 706	09.85 - 08.91	956	B	31 kW	1222	3
RAPID Kasten/Großraumlimousine (F40_, G40_) 1.1 (F401)	C1E 750	07.85 - 04.95	1108	B	33 kW	1223	12
RAPID Kasten/Großraumlimousine (F40_, G40_) 1.1 (F401)	C1E 752	07.85 - 04.95	1108	B	33 kW	1223	12
RAPID Kasten/Großraumlimousine (F40_, G40_) 1.1 (F401)	C1E 754	07.85 - 04.95	1108	B	33 kW	1223	12
RAPID Kasten/Großraumlimousine (F40_, G40_) 1.1 (F401)	C1E 760	07.85 - 04.95	1108	B	33 kW	1223	12
RAPID Kasten/Großraumlimousine (F40_, G40_) 1.1 (F401)	C1E 762	07.85 - 04.95	1108	B	33 kW	1223	12
RAPID Kasten/Großraumlimousine (F40_, G40_) 1.1 (F401)	C1E 792	07.85 - 04.95	1108	B	33 kW	1223	12
RAPID Kasten/Großraumlimousine (F40_, G40_) 1.1 (F40H)	C1E 756	06.87 - 09.91	1108	B	33 kW	1223	12
RAPID Kasten/Großraumlimousine (F40_, G40_) 1.1	C1E 750	09.85 - 08.91	1108	B	34 kW	1223	12
RAPID Kasten/Großraumlimousine (F40_, G40_) 1.1	C1E 762	09.91 - 04.95	1108	B	35 kW	1223	12
RAPID Kasten/Großraumlimousine (F40_, G40_) 1.2 (F406, G40A)	C3G 710	09.91 - 03.98	1239	B	40 kW	1224	18
RAPID Kasten/Großraumlimousine (F40_, G40_) 1.2 (F406, G40A)	C3G 712	09.91 - 03.98	1239	B	40 kW	1224	18
RAPID Kasten/Großraumlimousine (F40_, G40_) 1.2	C1G 726	09.91 - 04.95	1237	B	40 kW	1223	13
RAPID Kasten/Großraumlimousine (F40_, G40_) 1.4 (F402)	C1J 768	07.85 - 08.91	1397	B	43 kW	1225	26
RAPID Kasten/Großraumlimousine (F40_, G40_) 1.4 (F402)	C1J 780	07.85 - 08.91	1397	B	43 kW	1225	26
RAPID Kasten/Großraumlimousine (F40_, G40_) 1.4 (F40D)	E7J 728	01.94 - 03.98	1390	B	58 kW	1224	21
RAPID Kasten/Großraumlimousine (F40_, G40_) 1.4 (F40M)	C2J 784	03.86 - 08.91	1397	B	44 kW	1225	26
RAPID Kasten/Großraumlimousine (F40_, G40_) 1.4 (F40U, F40V)	E7J 720	09.91 - 03.98	1390	B	55 kW	1224	21
RAPID Kasten/Großraumlimousine (F40_, G40_) 1.4 (F40U, F40V)	E7J 724	09.91 - 03.98	1390	B	55 kW	1224	21
RAPID Kasten/Großraumlimousine (F40_, G40_) 1.4 (F40U, F40V)	E7J 726	09.91 - 03.98	1390	B	55 kW	1224	21
RAPID Kasten/Großraumlimousine (F40_, G40_) 1.4 (F40U, F40V)	E7J 773	09.91 - 03.98	1390	B	55 kW	1224	21
RAPID Kasten/Großraumlimousine (F40_, G40_) 1.4 (F40Y, F40A, F40V)	E6J 734	09.91 - 09.97	1390	B	43 kW	1224	21
RAPID Kasten/Großraumlimousine (F40_, G40_) 1.4 (F40Y, F40A, F40V)	E6J 738	09.91 - 09.97	1390	B	43 kW	1225	22
RAPID Kasten/Großraumlimousine (F40_, G40_) 1.4 (F40Y, F40A, F40V)	E7J 720	09.91 - 09.97	1390	B	43 kW	1224	21
RAPID Kasten/Großraumlimousine (F40_, G40_) 1.4 Cat (F407)	C3J 700	08.88 - 03.98	1397	B	43 kW	1226	28
RAPID Kasten/Großraumlimousine (F40_, G40_) 1.4 Cat (F407)	C3J 702	08.88 - 03.98	1397	B	43 kW	1226	28
RAPID Kasten/Großraumlimousine (F40_, G40_) 1.4 Cat (F407)	C3J 760	08.88 - 03.98	1390	B	43 kW	1224	20
RAPID Kasten/Großraumlimousine (F40_, G40_) 1.4 Cat (F407)	C3J 762	08.88 - 03.98	1390	B	43 kW	1224	20
RAPID Kasten/Großraumlimousine (F40_, G40_) 1.4 RN	E6J 734	08.88 - 08.93	1390	B	44 kW	1224	21
RAPID Kasten/Großraumlimousine (F40_, G40_) 1.4	E7J 724	09.91 - 08.93	1390	B	54 kW	1224	21















RAPID Kasten/Großraumlimousine (F40_, G40_) 1.4	E7J 773	05.95 - 08.97	1390	B	59 kW	1224	21
RAPID Kasten/Großraumlimousine (F40_, G40_) 1.6 D (F404)	F8M 720	03.86 - 08.98	1595	D	40 kW	1226	32
RAPID Kasten/Großraumlimousine (F40_, G40_) 1.6 D (F404)	F8M 730	03.86 - 08.98	1595	D	40 kW	1226	32
RAPID Kasten/Großraumlimousine (F40_, G40_) 1.6 D (F404)	F8M 736	03.86 - 08.98	1595	D	40 kW	1226	32
RAPID Kasten/Großraumlimousine (F40_, G40_) 1.6 D (F404)	F8M 760	03.86 - 08.98	1595	D	40 kW	1226	32
RAPID Kasten/Großraumlimousine (F40_, G40_) 1.6 D	F8M 736	09.93 - 04.95	1595	D	40 kW	1226	32
RAPID Kasten/Großraumlimousine (F40_, G40_) 1.6	K4M 706	08.96 - 11.01	1598	B	69 kW	1227	35
RAPID Kasten/Großraumlimousine (F40_, G40_) 1.9 D (F40P, F40N, F40E)	F8Q 646	09.91 - 03.98	1870	D	47 kW	1229	51
RAPID Kasten/Großraumlimousine (F40_, G40_) 1.9 D (F40P, F40N, F40E)	F8Q 722	09.91 - 03.98	1870	D	47 kW	1230	57
RAPID Kasten/Großraumlimousine (F40_, G40_) 1.9 D (F40P, F40N, F40E)	F8Q 724	09.91 - 03.98	1870	D	47 kW	1230	57
RAPID Kasten/Großraumlimousine (F40_, G40_) 1.9 D (F40P, F40N, F40E)	F8Q 774	09.91 - 03.98	1870	D	47 kW	1230	57
RAPID Kasten/Großraumlimousine (F40_, G40_) 1.9 D (F40P, F40N, F40E)	F8Q 776	09.91 - 03.98	1870	D	47 kW	1230	57
RAPID Kasten/Großraumlimousine (F40_, G40_) 1.9 D (F40R)	F8Q 640	09.94 - 07.00	1870	D	40 kW	1229	50
RAPID Kasten/Großraumlimousine (F40_, G40_) 1.9 D (F40R)	F8Q 648	09.94 - 07.00	1870	D	40 kW	1228	43
RAPID Kasten/Großraumlimousine (F40_, G40_) 1.9 D (F40R)	F8Q 682	09.94 - 07.00	1870	D	40 kW	1229	50
RAPID 1.9 D	F8Q 646	09.94 - 03.98	1870	D	47 kW	1229	51
RAPID 1.9 D	F8Q 684	09.94 - 03.98	1870	D	47 kW	1229	51
RAPID 1.9 D	F8Q 724	09.94 - 03.98	1870	D	47 kW	1230	57
RAPID 1.9 D	F8Q 776	09.94 - 03.98	1870	D	47 kW	1230	57
RODEO 5 (4D_, 5E_) 1.1	688 712	11.81 - 12.87	1108	B	35 kW	1223	10
RODEO 6 (ACL_) 1.1	688.10	08.73 - 11.81	1108	B	35 kW	1223	12
SAFRANE I (B54_) 2.0 (B540)	J7R 732	11.92 - 07.96	1995	B	77 kW	1238	111
SAFRANE I (B54_) 2.0 (B540)	J7R 733	11.92 - 07.96	1995	B	77 kW	1238	111
SAFRANE I (B54_) 2.0 12V (B542, B54E)	J7R 734	04.92 - 09.96	1995	B	97 kW	1239	113
SAFRANE I (B54_) 2.0 12V (B542, B54E)	J7R 735	04.92 - 09.96	1995	B	97 kW	1239	113
SAFRANE I (B54_) 2.1 dT (B546)	J8S 760	11.93 - 07.96	2068	D	65 kW	1238	106
SAFRANE I (B54_) 2.2 (B541)	J7T 762	04.92 - 07.96	2165	B	79 kW	1238	111
SAFRANE I (B54_) 2.2 (B543)	J7T 760	04.92 - 07.96	2165	B	101 kW	1239	112
SAFRANE I (B54_) 2.2 (B543)	J7T 761	04.92 - 07.96	2165	B	101 kW	1239	113
SAFRANE I (B54_) 2.5 dT (B548)	S8U 762	12.92 - 07.96	2499	D	83 kW	1240	123
SAFRANE I (B54_) 2.5 dT (B548)	S8U 763	12.92 - 07.96	2499	D	83 kW	1240	123
SAFRANE II (B54_) 2.0 16V (B54L)	N7Q 710	07.96 - 12.00	1948	B	100 kW	1236	93
SAFRANE II (B54_) 2.0 16V (B54L)	N7Q 711	07.96 - 12.00	1948	B	100 kW	1236	93
SAFRANE II (B54_) 2.2 dT (B54G)	G8T 740	07.96 - 12.00	2188	D	83 kW	1238	107
SAFRANE II (B54_) 2.5 20V (B54F)	N7U 700	07.96 - 12.00	2435	B	121 kW	1236	94
SAFRANE II (B54_) 2.5 20V (B54F)	N7U 701	07.96 - 12.00	2435	B	121 kW	1236	94
SAFRANE II (B54_) 2.9 24V (B54N)	L7X 713	03.99 - 12.00	2946	B	140 kW	1238	109
SANDERO/STEPWAY I (BS_) 1.0 Authentique Hi-Flex	D4D 754	06.14 - 12.16	999	B/E	59 kW	1222	5
SANDERO/STEPWAY I (BS_) 1.0 Hi-Flex (BS0R, BS1R, BS1G)	D4D760	11.07 - 06.14	999	B/E	57 kW	1222	7
SANDERO/STEPWAY I (BS_) 1.4 LPG	K7J 714	02.09	1390	B/G	53 kW	1227	39
SANDERO/STEPWAY I (BS_) 1.4	K7J 710	02.09	1390	B	55 kW	1227	40
SANDERO/STEPWAY I (BS_) 1.5 dCi	K9K 700	02.08 - 11.11	1461	D	47 kW	1225	24
SANDERO/STEPWAY I (BS_) 1.5 dCi	K9K 740	02.08 - 11.11	1461	D	47 kW	1225	23
SANDERO/STEPWAY I (BS_) 1.5 dCi	K9K 790	02.08 - 11.11	1461	D	49 kW	1225	24
SANDERO/STEPWAY I (BS_) 1.6 (BS0H, BS0F)	K7M 710	02.09	1598	B	64 kW	1227	39
SANDERO/STEPWAY I (BS_) 1.6 (BS0H, BS0F)	K7M 718	02.09	1598	B	64 kW	1227	40
SANDERO/STEPWAY I (BS_) 1.6 (BS0V, BS1V)	K4M 694	02.08	1598	B	80 kW	1226	34
SANDERO/STEPWAY I (BS_) 1.6 (BS0V, BS1V)	K4M 694	11.07	1598	B	79 kW	1226	34
SANDERO/STEPWAY I (BS_) 1.6 (BS0V, BS1V)	K4M 694	02.08	1598	B	82 kW	1226	34
SANDERO/STEPWAY I (BS_) 1.6 Flex (BS0T, BS1A, BS1U, BS16)	K7M 714	11.07 - 06.14	1598	B/E	70 kW	1227	36
SANDERO/STEPWAY I (BS_) 1.6 Flex (BS0T, BS1A, BS1U, BS16)	K7M 764	11.07 - 06.14	1598	B/E	70 kW	1227	36
SANDERO/STEPWAY I (BS_) 1.6 Flex (BS0V, BS1V, BS09)	K4M 694	11.07	1598	B/E	82 kW	1226	34
SANDERO/STEPWAY I (BS_) 1.6 Flex	K4M 696	12.12	1598	B/E	77 kW	1227	35
SANDERO/STEPWAY I (BS_) 1.6	K4M 690	12.07 - 07.13	1598	B	76 kW	1226	34
SANDERO/STEPWAY I (BS_) 1.6	K4M 690	11.10	1598	B	77 kW	1226	34
SANDERO/STEPWAY I (BS_) 1.6	K4M 697	12.07 - 07.13	1598	B	76 kW	1227	35
SANDERO/STEPWAY I (BS_) 1.6	K7M 710	12.07	1598	B	75 kW	1227	39
SANDERO/STEPWAY I (BS_) 1.6	K7M 710	05.09	1598	B	66 kW	1227	39
SANDERO/STEPWAY I (BS_) 1.6	K7M 710	11.07	1598	B	68 kW	1227	39
SANDERO/STEPWAY I (BS_) 1.6	K7M 718	11.10	1598	B	62 kW	1227	40
SANDERO/STEPWAY II (B8_) 1.2 16V LPG	D4F 734	12.13	1149	B/G	53 kW	1222	5
SANDERO/STEPWAY II (B8_) 1.2 16V	D4F 732	12.13	1149	B	54 kW	1222	5

			<b>ccm</b>		<b>kw</b>		<b>1 POS</b>
SANDERO/STEPWAY II (B8_) 1.2 16V	D4F 732	04.15	1149	B	55 kW	1222	5
SANDERO/STEPWAY II (B8_) 1.2 16V	D4F 734	12.13	1149	B	54 kW	1222	5
SANDERO/STEPWAY II (B8_) 1.5 dCi (B8AL)	K9K 612	01.17	1461	D	66 kW	1225	23
SANDERO/STEPWAY II (B8_) 1.5 dCi	K9K 830	12.13	1461	D	62 kW	1225	23
SANDERO/STEPWAY II (B8_) 1.6 16V	K4M 732	04.14	1598	B	81 kW	1227	35
SANDERO/STEPWAY II (B8_) 1.6 16V	K4M 766	04.14	1598	B	81 kW	1227	35
SANDERO/STEPWAY II (B8_) 1.6 16V	K4M 842	05.15	1598	B	80 kW	1227	35
SANDERO/STEPWAY II (B8_) 1.6 16V	K4M 845	04.14	1598	B	81 kW	1227	37
SANDERO/STEPWAY II (B8_) 1.6 Flex (B8A6)	K7M 764	03.14	1598	B/E	78 kW	1227	36
SANDERO/STEPWAY II (B8_) 1.6	K4M 842	09.14	1598	B	77 kW	1227	35
SANDERO/STEPWAY II (B8_) 1.6	K7M 710	05.15	1598	B	66 kW	1227	39
SANDERO/STEPWAY II (B8_) 1.6	K7M 812	11.13	1598	B	59 kW	1227	36
SANDERO/STEPWAY II (B8_) 1.6	K7M 812	11.13	1598	B	63 kW	1227	36
SANDERO/STEPWAY II (B8_) 1.6	K7M 812	05.15	1598	B	66 kW	1227	36
SANDERO/STEPWAY II (B8_) 1.6	K7M 812	11.13	1598	B	60 kW	1227	36
SANDERO/STEPWAY II (B8_) 1.6	K7M 812	11.13	1598	B	61 kW	1227	36
SANDERO/STEPWAY II (B8_) 2.0 RS Flex (B8A4)	F4R 416	09.15	1998	B/E	110 kW	1235	84
SANDERO/STEPWAY II (B8_) 2.0 RS	F4R 412	04.16	1998	B	107 kW	1235	84
SANDERO/STEPWAY II (B8_) 2.0 RS	F4R 412	09.19	1998	B	110 kW	1235	84
SANDERO/STEPWAY II (B8_) 2.0 RS	F4R 416	04.16	1998	B	107 kW	1235	84
SANDERO/STEPWAY II (B8_) 2.0 RS	F4R 416	09.19	1998	B	110 kW	1235	84
SANDERO/STEPWAY II (B8_) TCe 90 (B8MA, B8M1, B8JR)	H4B 400	09.15	898	B	66 kW	1223	14
SANDERO/STEPWAY II (B8_) TCe 90 (B8MA, B8M1, B8JR)	H4B 408	09.15	898	B	66 kW	1223	14
SANDERO/STEPWAY II (B8_) TCe 90 (B8MA, B8M1, B8JR)	H4B 410	09.15	898	B	66 kW	1224	15
SCALA (LJM_) 1.5 dCi	K9K 766	09.12 - 10.17	1461	D	63 kW	1225	23
SCÉNIC I Großraumlimousine (JA0/1_, FA0_) 1.4 16V (JA0D, JA1H, Ja0W, JA10)	K4J 714	09.99 - 08.03	1390	B	70 kW	1227	35
SCÉNIC I Großraumlimousine (JA0/1_, FA0_) 1.4 16V (JA0D, JA1H, Ja0W, JA10)	K4J 750	09.99 - 08.03	1390	B	70 kW	1227	35
SCÉNIC I Großraumlimousine (JA0/1_, FA0_) 1.6 (JA00)	K4M 700	06.01 - 02.05	1598	B	81 kW	1227	35
SCÉNIC I Großraumlimousine (JA0/1_, FA0_) 1.6 (JA00)	K4M 701	06.01 - 02.05	1598	B	81 kW	1227	35
SCÉNIC I Großraumlimousine (JA0/1_, FA0_) 1.6 (JA00)	K4M 706	06.01 - 02.05	1598	B	81 kW	1227	35
SCÉNIC I Großraumlimousine (JA0/1_, FA0_) 1.6 (JA00)	K4M 707	06.01 - 02.05	1598	B	81 kW	1227	35
SCÉNIC I Großraumlimousine (JA0/1_, FA0_) 1.6 (JA00)	K4M 708	06.01 - 02.05	1598	B	81 kW	1227	35
SCÉNIC I Großraumlimousine (JA0/1_, FA0_) 1.6 (JA00, JA16, JA15, JA19, JA1V, JA2B, JA2C, JA0B,...)	K4M 700	08.99 - 09.03	1598	B	79 kW	1227	35
SCÉNIC I Großraumlimousine (JA0/1_, FA0_) 1.6 (JA00, JA16, JA15, JA19, JA1V, JA2B, JA2C, JA0B,...)	K4M 706	08.99 - 09.03	1598	B	79 kW	1227	35
SCÉNIC I Großraumlimousine (JA0/1_, FA0_) 1.6 (JA00, JA16, JA15, JA19, JA1V, JA2B, JA2C, JA0B,...)	K4M 707	08.99 - 09.03	1598	B	79 kW	1227	35
SCÉNIC I Großraumlimousine (JA0/1_, FA0_) 1.6 (JA00, JA16, JA15, JA19, JA1V, JA2B, JA2C, JA0B,...)	K4M 776	08.99 - 09.03	1598	B	79 kW	1227	35
SCÉNIC I Großraumlimousine (JA0/1_, FA0_) 1.6 BiFuel (JA04)	K4M 704	09.99 - 04.01	1598	B/G	79 kW	1227	35
SCÉNIC I Großraumlimousine (JA0/1_, FA0_) 1.6 BiFuel (JA04)	K4M 712	09.99 - 04.01	1598	B/G	79 kW	1227	35
SCÉNIC I Großraumlimousine (JA0/1_, FA0_) 1.6 BiFuel	K4M 712	03.01 - 08.03	1598	B/G	75 kW	1227	35
SCÉNIC I Großraumlimousine (JA0/1_, FA0_) 1.6 Hi-Flex (JA15, JA2B, JA2C)	K4M 776	03.05 - 07.10	1598	B/E	85 kW	1227	35
SCÉNIC I Großraumlimousine (JA0/1_, FA0_) 1.6	K4M 708	03.01 - 08.03	1598	B	75 kW	1227	35
SCÉNIC I Großraumlimousine (JA0/1_, FA0_) 1.6	K4M 709	03.01 - 08.03	1598	B	75 kW	1227	35
SCÉNIC I Großraumlimousine (JA0/1_, FA0_) 1.8 16V (JA12, JA1R, JA1M, JA1A)	F4P 720	01.01 - 08.03	1783	B	85 kW	1234	83
SCÉNIC I Großraumlimousine (JA0/1_, FA0_) 1.8 16V (JA12, JA1R, JA1M, JA1A)	F4P 722	01.01 - 08.03	1783	B	85 kW	1234	83
SCÉNIC I Großraumlimousine (JA0/1_, FA0_) 1.8 4x4	F4P 722	07.00 - 04.01	1783	B	85 kW	1234	83
SCÉNIC I Großraumlimousine (JA0/1_, FA0_) 1.9 D (JA0J, FA0J)	F8Q 788	09.99 - 03.01	1870	D	47 kW	1232	65
SCÉNIC I Großraumlimousine (JA0/1_, FA0_) 1.9 D (JA0J, FA0J)	F8Q 790	09.99 - 03.01	1870	D	47 kW	1232	66
SCÉNIC I Großraumlimousine (JA0/1_, FA0_) 1.9 dCi (JA05, JA1F)	F9Q 732	09.99 - 08.03	1870	D	75 kW	1232	67
SCÉNIC I Großraumlimousine (JA0/1_, FA0_) 1.9 dCi (JA05, JA1F)	F9Q 733	09.99 - 08.03	1870	D	75 kW	1232	67
SCÉNIC I Großraumlimousine (JA0/1_, FA0_) 1.9 dCi RX4	F9Q 732	12.02 - 08.03	1870	D	74 kW	1232	67
SCÉNIC I Großraumlimousine (JA0/1_, FA0_) 1.9 dCi RX4	F9Q 740	11.00 - 08.03	1870	D	75 kW	1232	67
SCÉNIC I Großraumlimousine (JA0/1_, FA0_) 1.9 dCi RX4	F9Q 748	12.02 - 08.03	1870	D	74 kW	1232	67
SCÉNIC I Großraumlimousine (JA0/1_, FA0_) 1.9 dCi RX4	F9Q 796	12.02 - 08.03	1870	D	74 kW	1232	69
SCÉNIC I Großraumlimousine (JA0/1_, FA0_) 1.9 dTi (JA0N)	F9Q 731	08.99 - 08.03	1870	D	72 kW	1232	67
SCÉNIC I Großraumlimousine (JA0/1_, FA0_) 1.9 dTi (JA0N)	F9Q 734	08.99 - 08.03	1870	D	72 kW	1232	67
SCÉNIC I Großraumlimousine (JA0/1_, FA0_) 1.9 dTi (JA0N)	F9Q 736	08.99 - 08.03	1870	D	72 kW	1232	67
SCÉNIC I Großraumlimousine (JA0/1_, FA0_) 1.9 dTi (JA1U)	F9Q 744	10.00 - 08.03	1870	D	59 kW	1232	67
SCÉNIC I Großraumlimousine (JA0/1_, FA0_) 2.0 16V (JA1B, JA1D, JA0C)	F4R 740	07.00 - 08.03	1998	B	102 kW	1235	87
SCÉNIC I Großraumlimousine (JA0/1_, FA0_) 2.0 16V (JA1B, JA1D, JA0C)	F4R 741	07.00 - 08.03	1998	B	102 kW	1235	87










							
SCÉNIC I Großraumlimousine (JA0/1_, FA0_) 2.0 16V (JA1B, JA1D, JA0C)	F4R 744	07.00 - 08.03	1998	B	102 kW	1235	87
SCÉNIC I Großraumlimousine (JA0/1_, FA0_) 2.0 16V (JA1B, JA1D, JA0C)	F4R 746	07.00 - 08.03	1998	B	102 kW	1235	87
SCÉNIC I Großraumlimousine (JA0/1_, FA0_) 2.0 16V (JA1B, JA1D, JA0C)	F4R 747	07.00 - 08.03	1998	B	102 kW	1235	87
SCÉNIC I Großraumlimousine (JA0/1_, FA0_) 2.0 16V (JA1D, JA17)	F4R 740	09.99 - 11.09	1998	B	103 kW	1235	87
SCÉNIC I Großraumlimousine (JA0/1_, FA0_) 2.0 16V (JA1D, JA17)	F4R 741	09.99 - 11.09	1998	B	103 kW	1235	87
SCÉNIC I Großraumlimousine (JA0/1_, FA0_) 2.0 16V (JA1D, JA17)	F4R 744	09.99 - 11.09	1998	B	103 kW	1235	87
SCÉNIC I Großraumlimousine (JA0/1_, FA0_) 2.0 16V (JA1D, JA17)	F4R 746	09.99 - 11.09	1998	B	103 kW	1235	87
SCÉNIC I Großraumlimousine (JA0/1_, FA0_) 2.0 16V (JA1D, JA17)	F4R 747	09.99 - 11.09	1998	B	103 kW	1235	87
SCÉNIC I Großraumlimousine (JA0/1_, FA0_) 2.0 16V RX4	F4R 744	06.00 - 08.03	1998	B	102 kW	1235	87
SCÉNIC I Großraumlimousine (JA0/1_, FA0_) 2.0 16V RX4	F4R 746	06.00 - 08.03	1998	B	102 kW	1235	87
SCÉNIC I VAN (FA0_, JA0/1_) 1.9 (FA0J)	F8Q 788	09.99 - 02.01	1870	D	47 kW	1232	65
SCÉNIC I VAN (FA0_, JA0/1_) 1.9 (FA0J)	F8Q 790	09.99 - 02.01	1870	D	47 kW	1232	66
SCÉNIC I VAN (FA0_, JA0/1_) 1.9 DTi (JA0N)	F9Q 734	09.99 - 04.01	1870	D	72 kW	1232	67
SCÉNIC II (JM0/1_) 1.4 (JM0B, JM0H, JM1A)	K4J 730	06.03 - 11.08	1390	B	72 kW	1227	35
SCÉNIC II (JM0/1_) 1.4 (JM0B, JM0H, JM1A)	K4J 740	06.03 - 11.08	1390	B	72 kW	1227	35
SCÉNIC II (JM0/1_) 1.4 (JM0B, JM0H, JM1A)	K4J 770	06.03 - 11.08	1390	B	72 kW	1227	35
SCÉNIC II (JM0/1_) 1.5 dCi (JM02, JM13)	K9K 728	11.03 - 08.05	1461	D	74 kW	1225	24
SCÉNIC II (JM0/1_) 1.5 dCi (JM02, JM13)	K9K 729	11.03 - 08.05	1461	D	74 kW	1225	24
SCÉNIC II (JM0/1_) 1.5 dCi (JM0F)	K9K 722	06.03 - 05.06	1461	D	60 kW	1225	24
SCÉNIC II (JM0/1_) 1.5 dCi (JM16)	K9K 728	01.07 - 11.08	1461	D	76 kW	1225	24
SCÉNIC II (JM0/1_) 1.5 dCi (JM16)	K9K 734	01.07 - 11.08	1461	D	76 kW	1225	23
SCÉNIC II (JM0/1_) 1.5 dCi (JM1E, JM16)	K9K 732	04.05 - 11.08	1461	D	78 kW	1225	23
SCÉNIC II (JM0/1_) 1.5 dCi (JM1E, JM16)	K9K 734	04.05 - 11.08	1461	D	78 kW	1225	23
SCÉNIC II (JM0/1_) 1.5 dCi (JM1F)	K9K 724	05.05 - 11.08	1461	D	63 kW	1225	23
SCÉNIC II (JM0/1_) 1.6 (JM0C, JM0J, JM1B)	K4M 761	06.03 - 10.06	1598	B	83 kW	1227	35
SCÉNIC II (JM0/1_) 1.6 (JM0C, JM0J, JM1B)	K4M 782	06.03 - 10.06	1598	B	83 kW	1227	35
SCÉNIC II (JM0/1_) 1.6 16V (JM1R)	K4M 706	06.03 - 11.08	1598	B	82 kW	1227	35
SCÉNIC II (JM0/1_) 1.6 16V (JM1R)	K4M 766	06.03 - 11.08	1598	B	82 kW	1227	35
SCÉNIC II (JM0/1_) 1.6 16V (JM1R)	K4M 812	06.03 - 11.08	1598	B	82 kW	1227	35
SCÉNIC II (JM0/1_) 1.6 16V (JM1R)	K4M 813	06.03 - 11.08	1598	B	82 kW	1227	35
SCÉNIC II (JM0/1_) 1.6 BiFuel	K4M 764	08.03 - 05.06	1598	B/G	83 kW	1227	35
SCÉNIC II (JM0/1_) 1.6 Hi-Flex	K4M 766	03.05 - 07.10	1598	B/E	81 kW	1227	35
SCÉNIC II (JM0/1_) 1.6	K4M 788	06.06 - 11.08	1598	B	77 kW	1227	35
SCÉNIC II (JM0/1_) 1.9 D	F9Q 803	06.06 - 11.08	1870	D	85 kW	1232	67
SCÉNIC II (JM0/1_) 1.9 D	F9Q 804	06.06 - 11.08	1870	D	85 kW	1232	67
SCÉNIC II (JM0/1_) 1.9 D	F9Q 812	06.06 - 11.08	1870	D	85 kW	1232	67
SCÉNIC II (JM0/1_) 1.9 D	F9Q 816	06.06 - 11.08	1870	D	85 kW	1232	67
SCÉNIC II (JM0/1_) 1.9 D	F9Q 818	06.06 - 11.08	1870	D	85 kW	1232	67
SCÉNIC II (JM0/1_) 1.9 dCi (JM0G, JM12, JM1G, JM2C)	F9Q 812	06.03 - 05.06	1870	D	88 kW	1232	67
SCÉNIC II (JM0/1_) 1.9 dCi (JM14)	F9Q 803	05.05 - 12.09	1870	D	96 kW	1232	67
SCÉNIC II (JM0/1_) 1.9 dCi (JM14)	F9Q 804	05.05 - 12.09	1870	D	96 kW	1232	67
SCÉNIC II (JM0/1_) 1.9 dCi (JM14)	F9Q 816	05.05 - 12.09	1870	D	96 kW	1232	67
SCÉNIC II (JM0/1_) 1.9 dCi (JM14)	F9Q 818	05.05 - 12.09	1870	D	96 kW	1232	67
SCÉNIC II (JM0/1_) 1.9 dCi (JM15)	F9Q 804	05.05 - 11.08	1870	D	81 kW	1232	67
SCÉNIC II (JM0/1_) 1.9 dCi 130	F9Q 804	10.05 - 12.09	1870	D	97 kW	1232	67
SCÉNIC II (JM0/1_) 1.9 dCi	F9Q 803	06.03 - 11.09	1870	D	72 kW	1232	67
SCÉNIC II (JM0/1_) 1.9 dCi	F9Q 804	06.03 - 11.08	1870	D	92 kW	1232	67
SCÉNIC II (JM0/1_) 2.0 (JM05, JM0U, JM1N, JM1U, JM2V)	F4R 770	06.03 - 12.09	1998	B	99 kW	1235	87
SCÉNIC II (JM0/1_) 2.0 (JM05, JM0U, JM1N, JM1U, JM2V)	F4R 771	06.03 - 12.09	1998	B	99 kW	1235	87
SCÉNIC II (JM0/1_) 2.0 (JM0S, JM2N)	F4R 771	02.08 - 04.09	1998	B	101 kW	1235	87
SCÉNIC II (JM0/1_) 2.0 16V Turbo (JM0W)	F4R 776	05.04 - 11.08	1998	B	120 kW	1235	87
SCÉNIC II (JM0/1_) 2.0 dCi (JM1K)	M9R 700	09.05 - 11.08	1995	D	110 kW	1236	97
SCÉNIC II (JM0/1_) 2.0 dCi (JM1K)	M9R 721	09.05 - 11.08	1995	D	110 kW	1236	97
SCÉNIC II (JM0/1_) 2.0 dCi (JM1K)	M9R 722	09.05 - 11.08	1995	D	110 kW	1236	97
SCÉNIC III (JZ0/1_) 1.2 TCe (JZ16)	H5F 404	01.13	1197	B	97 kW	1223	14
SCÉNIC III (JZ0/1_) 1.2 TCe (JZ16)	H5F 408	01.13	1197	B	97 kW	1223	14
SCÉNIC III (JZ0/1_) 1.2 TCe	H5F 400	04.12	1197	B	85 kW	1223	14
SCÉNIC III (JZ0/1_) 1.2 TCe	H5F 408	07.14	1197	B	96 kW	1223	14
SCÉNIC III (JZ0/1_) 1.5 dCi (JZ02, JZ0R)	K9K 846	11.10	1461	D	70 kW	1225	23
SCÉNIC III (JZ0/1_) 1.5 dCi	K9K 636	04.09	1461	D	81 kW	1225	23
SCÉNIC III (JZ0/1_) 1.5 dCi	K9K 656	04.09	1461	D	81 kW	1225	23
SCÉNIC III (JZ0/1_) 1.5 dCi	K9K 657	04.09	1461	D	81 kW	1225	23

			<b>ccm</b>		<b>kw</b>		<b>1</b> POS
SCÉNIC III (JZ0/1_) 1.5 dCi	K9K 830	04.09	1461	D	63 kW	1225	23
SCÉNIC III (JZ0/1_) 1.5 dCi	K9K 832	02.09	1461	D	78 kW	1225	23
SCÉNIC III (JZ0/1_) 1.5 dCi	K9K 836	04.09	1461	D	81 kW	1225	23
SCÉNIC III (JZ0/1_) 1.5 dCi	K9K 837	04.09	1461	D	81 kW	1225	23
SCÉNIC III (JZ0/1_) 1.6 16V (JZ0U, JZ1B)	K4M 858	02.09	1598	B	81 kW	1227	35
SCÉNIC III (JZ0/1_) 1.6 16V Bifuel	K4M 866	02.09	1598	B/G	81 kW	1227	35
SCÉNIC III (JZ0/1_) 1.6 16V Bifuel	K4M 866	04.12 - 12.13	1598	B/G	79 kW	1227	35
SCÉNIC III (JZ0/1_) 1.6 E85 (JZ03, JZ1Y)	K4M 866	02.09	1598	B/E	81 kW	1227	35
SCÉNIC III (JZ0/1_) 1.6 dCi (JZ00, JZ12)	R9M 402	04.11	1598	D	96 kW	1232	70
SCÉNIC III (JZ0/1_) 1.6 dCi (JZ00, JZ12)	R9M 404	04.11	1598	D	96 kW	1232	70
SCÉNIC III (JZ0/1_) 1.6 dCi (JZ00, JZ12)	R9M 414	04.11	1598	D	96 kW	1232	70
SCÉNIC III (JZ0/1_) 1.9 dCi (JZ0J, JZ1J, JZ1K, JZ1S)	F9Q 870	02.09	1870	D	96 kW	1232	69
SCÉNIC III (JZ0/1_) 1.9 dCi (JZ0J, JZ1J, JZ1K, JZ1S)	F9Q 872	02.09	1870	D	96 kW	1232	69
SCÉNIC III (JZ0/1_) 2.0 dCi (JZ0L)	M9R 610	04.09	1995	D	118 kW	1236	97
SCÉNIC III (JZ0/1_) 2.0 dCi (JZ0Y, JZ26)	M9R 615	02.09	1995	D	110 kW	1236	97
SCÉNIC III VAN (JZ0/1_) 1.5 dCi (JZ02)	K9K 846	01.13	1461	D	70 kW	1225	23
SCÉNIC III VAN (JZ0/1_) 1.5 dCi (JZ0D, JZ1M, JZ09, JZ14, JZ1G, JZ1W, JZ10)	K9K 836	04.09	1461	D	81 kW	1225	23
SCÉNIC III VAN (JZ0/1_) 1.5 dCi (JZ0D, JZ1M, JZ09, JZ14, JZ1G, JZ1W, JZ10)	K9K 837	04.09	1461	D	81 kW	1225	23
SCÉNIC III VAN (JZ0/1_) 1.6 VVT (JZ0U, JZ1B, JZ1H, JZ1U, JZ24)	K4M 858	01.13	1598	B	81 kW	1227	35
SCÉNIC III VAN (JZ0/1_) 1.6 dCi (JZ00, JZ12, JZ2A)	R9M 402	01.13	1598	D	96 kW	1232	70
SCÉNIC III VAN (JZ0/1_) 1.9 dCi (JZ0J, JZ1J, JZ1K, JZ1S)	F9Q 870	01.13	1870	D	96 kW	1232	69
SCÉNIC III VAN (JZ0/1_) 1.9 dCi (JZ0J, JZ1J, JZ1K, JZ1S)	F9Q 872	01.13	1870	D	96 kW	1232	69
SCÉNIC IV (J9_) 1.2 TCe 115	H5F 408	09.16	1197	B	85 kW	1223	14
SCÉNIC IV (J9_) 1.2 TCe 130	H5F 408	09.16	1197	B	96 kW	1223	14
SCÉNIC IV (J9_) 1.5 dCi 110 Hybrid Assist (J9AE)	K9K 500	04.17	1461	D	81 kW	1225	23
SCÉNIC IV (J9_) 1.5 dCi 110 Hybrid Assist (J9AE)	K9K 502	04.17	1461	D	81 kW	1226	30
SCÉNIC IV (J9_) 1.5 dCi 110	K9K 646	09.16	1461	D	81 kW	1225	23
SCÉNIC IV (J9_) 1.5 dCi 110	K9K 647	09.16	1461	D	81 kW	1225	23
SCÉNIC IV (J9_) 1.5 dCi 95	K9K 646	09.16	1461	D	70 kW	1225	23
SCÉNIC IV (J9_) 1.5 dCi 95	K9K 846	09.16	1461	D	70 kW	1225	23
SCÉNIC IV (J9_) 1.6 dCi 130	R9M 409	09.16	1598	D	96 kW	1232	70
SCÉNIC IV (J9_) 1.6 dCi 160	R9M 452	09.16	1598	D	118 kW	1232	70
SCÉNIC IV (J9_) 1.7 Blue dCi 120 (J9A7, J9A8)	R9N 400	08.18	1749	D	88 kW	1232	71
SCÉNIC IV (J9_) 1.7 Blue dCi 120 (J9A7, J9A8)	R9N 401	08.18	1749	D	88 kW	1232	71
SCÉNIC IV (J9_) 1.7 Blue dCi 150 (J9A7, J9A8)	R9N 400	08.18	1749	D	110 kW	1232	71
SCÉNIC IV (J9_) 1.7 Blue dCi 150 (J9A7, J9A8)	R9N 401	08.18	1749	D	110 kW	1232	71
SPORT SPIDER (EF0_) 2.0 16V	F7R 710	03.95 - 10.99	1998	B	110 kW	1235	90
SPORT SPIDER (EF0_) 2.0	F7R 710	12.95 - 08.96	1998	B	108 kW	1235	90
SUPER 5 (B/C40_) 1.0 (B/C/400)	C1C 700	10.84 - 10.88	956	B	30 kW	1222	2
SUPER 5 (B/C40_) 1.0	C1C 700	02.88 - 06.92	956	B	32 kW	1222	2
SUPER 5 (B/C40_) 1.1 (B/C/401)	C1E 750	10.84 - 10.88	1108	B	34 kW	1223	12
SUPER 5 (B/C40_) 1.1 (B/C/401)	C1E 752	10.84 - 10.88	1108	B	34 kW	1223	12
SUPER 5 (B/C40_) 1.1 (B/C/401)	C1E 754	10.84 - 10.88	1108	B	34 kW	1223	12
SUPER 5 (B/C40_) 1.1 (B/C/401, B/C40H)	C1E 750	01.86 - 03.95	1108	B	33 kW	1223	12
SUPER 5 (B/C40_) 1.1 (B/C/401, B/C40H)	C1E 752	01.86 - 03.95	1108	B	33 kW	1223	12
SUPER 5 (B/C40_) 1.1 (B/C/401, B/C40H)	C1E 756	01.86 - 03.95	1108	B	33 kW	1223	12
SUPER 5 (B/C40_) 1.1 (B/C/401, B/C40H)	C1E 760	01.86 - 03.95	1108	B	33 kW	1223	12
SUPER 5 (B/C40_) 1.1	C1E 750	10.89 - 12.90	1108	B	35 kW	1223	12
SUPER 5 (B/C40_) 1.2 (B/C40F)	C1G 702	01.87 - 08.90	1237	B	40 kW	1223	13
SUPER 5 (B/C40_) 1.2 (B/C40F)	C1G 720	01.87 - 08.90	1237	B	40 kW	1223	13
SUPER 5 (B/C40_) 1.2 (B/C40F)	C1G 722	01.87 - 08.90	1237	B	40 kW	1223	13
SUPER 5 (B/C40_) 1.4 (B/C402)	C1J 768	10.84 - 06.88	1397	B	43 kW	1225	26
SUPER 5 (B/C40_) 1.4 (B/C402)	C1J 780	10.84 - 06.88	1397	B	43 kW	1225	26
SUPER 5 (B/C40_) 1.4 (B/C403)	C2J 700	10.84 - 07.89	1397	B	52 kW	1225	26
SUPER 5 (B/C40_) 1.4 (B/C403)	C2J 780	10.84 - 07.89	1397	B	52 kW	1225	26
SUPER 5 (B/C40_) 1.4 (B/C403)	C2J 781	10.84 - 07.89	1397	B	52 kW	1225	26
SUPER 5 (B/C40_) 1.4 (B/C403)	C2J 788	10.84 - 07.89	1397	B	52 kW	1225	26
SUPER 5 (B/C40_) 1.4 (B/C403)	C2J 789	10.84 - 07.89	1397	B	52 kW	1225	26
SUPER 5 (B/C40_) 1.4 (B/C403)	C2J 798	10.84 - 07.89	1397	B	52 kW	1225	26
SUPER 5 (B/C40_) 1.4 (B/C40J)	C2J 782	06.87 - 07.89	1397	B	49 kW	1225	26
SUPER 5 (B/C40_) 1.4 (B/C40M)	C2J 784	06.87 - 08.90	1397	B	44 kW	1225	26
SUPER 5 (B/C40_) 1.4 Cat (B/C/407)	C3J 700	10.85 - 12.96	1397	B	43 kW	1226	28








SUPER 5 (B/C40_) 1.4 Cat (B/C/407)	C3J 702	10.85 - 12.96	1397	B	43 kW	1226	28
SUPER 5 (B/C40_) 1.4 Cat (B/C/407)	C3J 760	10.85 - 12.96	1390	B	43 kW	1224	20
SUPER 5 (B/C40_) 1.4 Turbo (C405)	C1J 782	04.85 - 08.90	1397	B	88 kW	1225	26
SUPER 5 (B/C40_) 1.4 Turbo (C405)	C1J 784	04.85 - 08.90	1397	B	88 kW	1225	26
SUPER 5 (B/C40_) 1.4 Turbo (C405)	C1J 788	04.85 - 08.90	1397	B	88 kW	1225	26
SUPER 5 (B/C40_) 1.6 D (B/C/404)	F8M 720	08.85 - 12.96	1595	D	40 kW	1226	32
SUPER 5 (B/C40_) 1.6 D (B/C/404)	F8M 730	08.85 - 12.96	1595	D	40 kW	1226	32
SUPER 5 (B/C40_) 1.6 D	F8M 730	04.85 - 12.90	1595	D	40 kW	1226	32
SUPER 5 (B/C40_) 1.7 (B/C408)	F3N 716	10.86 - 03.95	1721	B	54 kW	1233	73
SUPER 5 (B/C40_) 1.7 (B/C408)	F3N 717	10.86 - 03.95	1721	B	54 kW	1233	73
SUPER 5 (B/C40_) 1.7 (B/C40K, B/C40G)	F2N 740	06.87 - 03.95	1721	B	64 kW	1233	73
SUPER 5 (B/C40_) 1.7 (B/C40K, B/C40G)	F2N 742	06.87 - 03.95	1721	B	64 kW	1233	73
SUPER 5 (B/C40_) 1.7 i (C409)	F3N 702	10.86 - 08.91	1721	B	69 kW	1233	73
SUPER 5 (B/C40_) 1.7 i (C409)	F3N 722	10.86 - 08.91	1721	B	69 kW	1233	73
SUPER 5 (B/C40_) 1.7	F2N 740	09.88 - 09.90	1721	B	66 kW	1233	73
SUPER 5 Kasten/Schrägheck (S40_) 1.0 (S400)	C1C 700	10.84 - 10.88	956	B	30 kW	1222	2
SUPER 5 Kasten/Schrägheck (S40_) 1.1 (S401)	C1E 750	10.84 - 12.96	1108	B	34 kW	1223	12
SUPER 5 Kasten/Schrägheck (S40_) 1.1 (S401)	C1E 752	10.84 - 12.96	1108	B	34 kW	1223	12
SUPER 5 Kasten/Schrägheck (S40_) 1.1 (S401)	C1E 754	10.84 - 12.96	1108	B	34 kW	1223	12
SUPER 5 Kasten/Schrägheck (S40_) 1.2 (S40F, S407)	C1G 702	01.87 - 12.96	1237	B	44 kW	1223	13
SUPER 5 Kasten/Schrägheck (S40_) 1.2	C1G 702	07.87 - 06.89	1237	B	40 kW	1223	13
SUPER 5 Kasten/Schrägheck (S40_) 1.4	C1J 788	04.85 - 10.87	1397	B	85 kW	1225	26
SUPER 5 Kasten/Schrägheck (S40_) 1.4	C3J 700	09.85 - 07.86	1397	B	44 kW	1226	28
SUPER 5 Kasten/Schrägheck (S40_) 1.6 D (S404)	F8M 720	10.84 - 12.96	1595	D	40 kW	1226	32
TALISMAN (LP_) 1.5 dCi 110 (LPA3)	K9K 646	11.15	1461	D	81 kW	1225	23
TALISMAN (LP_) 1.5 dCi 110 (LPA3)	K9K 647	11.15	1461	D	81 kW	1225	23
TALISMAN (LP_) 1.6 dCi 130	R9M 409	11.15	1598	D	96 kW	1232	70
TALISMAN (LP_) 1.6 dCi 160	R9M 452	06.15	1598	D	118 kW	1232	70
TALISMAN (LP_) 1.6 dCi 160	R9M 453	06.15	1598	D	118 kW	1232	70
TALISMAN (LP_) 1.7 Blue dCi 120 (LPA7)	R9N 401	09.18	1749	D	88 kW	1232	71
TALISMAN (LP_) 1.7 Blue dCi 150 (LPA8)	R9N 401	09.18	1749	D	110 kW	1232	71
TALISMAN Grandtour (KP_) 1.5 dCi 110	K9K 646	03.16	1461	D	81 kW	1225	23
TALISMAN Grandtour (KP_) 1.5 dCi 110	K9K 647	03.16	1461	D	81 kW	1225	23
TALISMAN Grandtour (KP_) 1.5 dCi 110	K9K 648	03.16	1461	D	81 kW	1226	30
TALISMAN Grandtour (KP_) 1.5 dCi 110	K9K 649	03.16	1461	D	81 kW	1226	30
TALISMAN Grandtour (KP_) 1.6 dCi 130	R9M 409	03.16	1598	D	96 kW	1232	70
TALISMAN Grandtour (KP_) 1.6 dCi 160	R9M 452	03.16	1598	D	118 kW	1232	70
TALISMAN Grandtour (KP_) 1.6 dCi 160	R9M 453	03.16	1598	D	118 kW	1232	70
TALISMAN Grandtour (KP_) 1.7 Blue dCi 120 (KPA7)	R9N 401	09.18	1749	D	88 kW	1232	71
TALISMAN Grandtour (KP_) 1.7 Blue dCi 150 (KPA8)	R9N 401	09.18	1749	D	110 kW	1232	71
THALIA I (LB_) 1.0 (LB06, LB2R)	D4D 700	06.00 - 01.05	999	B	52 kW	1222	5
THALIA I (LB_) 1.0 (LB06, LB2R)	D4D 706	06.00 - 01.05	999	B	52 kW	1222	6
THALIA I (LB_) 1.0 (LB06, LB2R)	D4D 754	06.00 - 01.05	999	B	52 kW	1222	5
THALIA I (LB_) 1.2 16V	D4F 706	06.99	1149	B	55 kW	1222	5
THALIA I (LB_) 1.2 16V	D4F 712	06.99	1149	B	55 kW	1222	5
THALIA I (LB_) 1.2 16V	D4F 728	06.99	1149	B	55 kW	1222	5
THALIA I (LB_) 1.2	D7F 744	02.98 - 10.03	1149	B	43 kW	1223	8
THALIA I (LB_) 1.2	D7F 746	02.98 - 10.03	1149	B	43 kW	1223	8
THALIA I (LB_) 1.4 (LB17)	K7J 700	05.00 - 02.09	1390	B	72 kW	1224	21
THALIA I (LB_) 1.4 16V	K4J 712	08.00	1390	B	72 kW	1227	35
THALIA I (LB_) 1.4	K7J 700	08.00	1390	B	55 kW	1224	21
THALIA I (LB_) 1.5 dCi	K9K 700	06.01	1461	D	48 kW	1225	24
THALIA I (LB_) 1.5 dCi	K9K 700	02.03	1461	D	50 kW	1225	24
THALIA I (LB_) 1.5 dCi	K9K 702	06.01 - 02.09	1461	D	60 kW	1225	24
THALIA I (LB_) 1.5 dCi	K9K 706	06.01 - 02.09	1461	D	60 kW	1225	23
THALIA I (LB_) 1.5 dCi	K9K 706	04.04 - 11.09	1461	D	58 kW	1225	23
THALIA I (LB_) 1.5 dCi	K9K 714	02.03	1461	D	50 kW	1225	23
THALIA I (LB_) 1.5 dCi	K9K 718	06.01 - 02.09	1461	D	62 kW	1225	23
THALIA I (LB_) 1.5 dCi	K9K 740	06.05	1461	D	47 kW	1225	23
THALIA I (LB_) 1.6 (LB01, LB1J)	K4M 740	05.00 - 10.04	1598	B	81 kW	1227	35
THALIA I (LB_) 1.6 16V	K4M 740	07.00 - 02.09	1598	B	79 kW	1227	35
THALIA I (LB_) 1.6 Authentique Hi-Flex (LB26, LB3E)	K4M 736	11.04 - 02.09	1598	B/E	86 kW	1227	35

			<b>ccm</b>		<b>kw</b>		<b>1 POS</b>
THALIA I (LB_) 1.6 Authentique Hi-Flex (LB26, LB3E)	K4M 742	11.04 - 02.09	1598	B/E	86 kW	1227	35
THALIA I (LB_) 1.6 Authentique Hi-Flex (LB26, LB3E)	K4M 743	11.04 - 02.09	1598	B/E	86 kW	1227	35
THALIA I (LB_) 1.6	K4M 736	01.04 - 12.08	1598	B	82 kW	1227	35
THALIA I (LB_) 1.6	K7M 746	03.98	1598	B	66 kW	1227	40
THALIA I (LB_) 1.6	K7M 746	06.99 - 04.03	1598	B	73 kW	1227	40
THALIA I (LB_) 1.9 D	F8Q 630	02.98 - 11.02	1870	D	48 kW	1228	42
THALIA II (LU_) 1.2 16V (LU2V)	D4F 728	09.08 - 06.14	1149	B	55 kW	1222	5
THALIA II (LU_) 1.2 LPG	D4F 728	01.10 - 12.13	1149	B/G	55 kW	1222	5
THALIA II (LU_) 1.4	K4J 712	01.09 - 12.11	1390	B	72 kW	1227	35
THALIA II (LU_) 1.4	K7J 700	09.08 - 06.14	1390	B	55 kW	1224	21
THALIA II (LU_) 1.5 dCi	K9K 700	01.09	1461	D	48 kW	1225	24
THALIA II (LU_) 1.5 dCi	K9K 718	09.08	1461	D	62 kW	1225	23
THALIA II (LU_) 1.5 dCi	K9K 740	09.08	1461	D	47 kW	1225	23
THALIA II (LU_) 1.5 dCi	K9K 834	01.09	1461	D	66 kW	1225	23
THALIA II (LU_) 1.6 16V (LU1A, LU1B, LU1D, LU2M)	K4M 744	01.09	1598	B	79 kW	1227	35
THALIA II (LU_) 1.6 16V (LU1A, LU1B, LU1D, LU2M)	K4M 745	01.09	1598	B	79 kW	1227	35
THALIA II (LU_) 1.6 16V	K4M 743	09.08	1598	B	77 kW	1227	35
THALIA II (LU_) 1.6 Flex (LU02)	K7M 734	04.09 - 03.13	1598	B/E	70 kW	1227	36
THALIA II (LU_) 1.6	K7M 734	01.09 - 05.12	1598	B	48 kW	1227	36
THALIA II (LU_) 1.6	K7M 746	01.09 - 12.12	1598	B	66 kW	1227	40
THALIA III (L8_) 0.9 TCe	H4B 400	06.14	898	B	66 kW	1223	14
THALIA III (L8_) 1.2 16V	D4F 732	12.13	1149	B	55 kW	1222	5
THALIA III (L8_) 1.2 LPG	D4F 732	03.14	1149	B/G	55 kW	1222	5
THALIA III (L8_) 1.5 dCi (L8AJ)	K9K 612	12.13	1461	D	66 kW	1225	23
THALIA III (L8_) 1.5 dCi (L8AJ)	K9K 626	12.13	1461	D	66 kW	1225	23
THALIA III (L8_) 1.5 dCi	K9K 612	07.14	1461	D	55 kW	1225	23
THALIA III (L8_) 1.5 dCi	K9K 612	12.13	1461	D	60 kW	1225	23
THALIA III (L8_) 1.5 dCi	K9K 626	12.13	1461	D	60 kW	1225	23
THALIA III (L8_) 1.5 dCi	K9K 830	12.13	1461	D	60 kW	1225	23
THALIA III (L8_) 1.5 dCi	K9K 838	12.13	1461	D	60 kW	1225	23
THALIA III (L8_) 1.5 dCi	K9K 872	11.19	1461	D	70 kW	1225	23
THALIA III (L8_) 1.6 (L8JB, L8ME, L8MV)	K7M 812	03.14	1598	B	61 kW	1227	36
THALIA III (L8_) 1.6 (L8JB, L8ME, L8MV)	K7M 812	03.14	1598	B	63 kW	1227	36
THALIA III (L8_) 1.6 16V	K4M 842	12.13 - 09.14	1598	B	80 kW	1227	35
THALIA III (L8_) 1.6 16V	K4M 842	12.13	1598	B	77 kW	1227	35
TRAFIC Bus (T_, P_, V_) 1.4	847 700	03.80 - 04.89	1397	B	35 kW	1225	26
TRAFIC Bus (T_, P_, V_) 1.4	847 701	03.80 - 04.89	1397	B	35 kW	1225	26
TRAFIC Bus (T_, P_, V_) 1.4	C1J 700	03.80 - 04.89	1397	B	35 kW	1225	26
TRAFIC Bus (T_, P_, V_) 1.7	F1N 724	08.92 - 08.94	1721	B	50 kW	1233	72
TRAFIC Bus (T_, P_, V_) 1.7	F1N 724	06.86 - 04.89	1721	B	50 kW	1233	72
TRAFIC Bus (T_, P_, V_) 1.9 D	F8Q 600	06.97 - 03.01	1870	D	44 kW	1227	41
TRAFIC Bus (T_, P_, V_) 1.9 D	F8Q 606	06.97 - 03.01	1870	D	44 kW	1227	41
TRAFIC Bus (T_, P_, V_) 2.0 4x4	J5R 716	06.86 - 04.89	1995	B	59 kW	1238	111
TRAFIC Bus (T_, P_, V_) 2.0 4x4	J5R 722	06.86 - 04.89	1995	B	59 kW	1238	111
TRAFIC Bus (T_, P_, V_) 2.0 4x4	J5R 726	06.86 - 04.89	1995	B	59 kW	1238	111
TRAFIC Bus (T_, P_, V_) 2.0	J5R 716	06.86 - 04.89	1995	B	59 kW	1238	111
TRAFIC Bus (T_, P_, V_) 2.0	J5R 722	06.86 - 04.89	1995	B	59 kW	1238	111
TRAFIC Bus (T_, P_, V_) 2.0	J5R 726	06.86 - 04.89	1995	B	59 kW	1238	111
TRAFIC Bus (T_, P_, V_) 2.0	J5R 726	05.89 - 08.90	1995	B	59 kW	1238	111
TRAFIC Bus (T_, P_, V_) 2.1 D 4x4	852 750	05.85 - 02.89	2068	D	43 kW	1238	106
TRAFIC Bus (T_, P_, V_) 2.1 D	852 720	05.89 - 06.94	2068	D	43 kW	1238	106
TRAFIC Bus (T_, P_, V_) 2.1 D	852 750	03.80 - 04.89	2068	D	43 kW	1238	106
TRAFIC Bus (T_, P_, V_) 2.1 D	852 750	05.89 - 06.94	2068	D	43 kW	1238	106
TRAFIC Bus (T_, P_, V_) 2.1 D	J8S 620	06.94 - 10.97	2068	D	47 kW	1238	106
TRAFIC Bus (T_, P_, V_) 2.1 D	J8S 758	06.94 - 10.97	2068	D	47 kW	1238	106
TRAFIC Bus (T_, P_, V_) 2.2 4x4	J7T 600	06.94 - 10.97	2165	B	74 kW	1238	111
TRAFIC Bus (T_, P_, V_) 2.2 4x4	J7T 780	05.89 - 06.94	2165	B	70 kW	1238	111
TRAFIC Bus (T_, P_, V_) 2.2	J7T 600	06.94 - 10.97	2165	B	74 kW	1238	111
TRAFIC Bus (T_, P_, V_) 2.2	J7T 780	05.89 - 06.94	2165	B	70 kW	1238	111
TRAFIC Bus (T_, P_, V_) 2.5 D 4x4	8140.67.2500	08.89 - 03.01	2499	D	55 kW	1240	122
TRAFIC Bus (T_, P_, V_) 2.5 D 4x4	8140.67.2550	08.89 - 03.01	2499	D	55 kW	1240	122
TRAFIC Bus (T_, P_, V_) 2.5 D 4x4	8140.67.2580	08.89 - 03.01	2499	D	55 kW	1240	122












TRAFIC Bus (T_, P_, V_) 2.5 D 4x4	S8U 750	08.89 - 03.01	2499	D	55 kW	1240	123
TRAFIC Bus (T_, P_, V_) 2.5 D 4x4	S8U 752	08.89 - 03.01	2499	D	55 kW	1240	123
TRAFIC Bus (T_, P_, V_) 2.5 D 4x4	S8U 758	08.89 - 03.01	2499	D	55 kW	1240	123
TRAFIC Bus (T_, P_, V_) 2.5 D	8140.67.2500	05.89 - 03.01	2499	D	55 kW	1240	122
TRAFIC Bus (T_, P_, V_) 2.5 D	8140.67.2550	05.89 - 03.01	2499	D	55 kW	1240	122
TRAFIC Bus (T_, P_, V_) 2.5 D	8140.67.2580	05.89 - 03.01	2499	D	55 kW	1240	122
TRAFIC Bus (T_, P_, V_) 2.5 D	S8U 750	05.89 - 03.01	2499	D	55 kW	1240	123
TRAFIC Bus (T_, P_, V_) 2.5 D	S8U 750	03.89 - 08.94	2499	D	56 kW	1240	123
TRAFIC Bus (T_, P_, V_) 2.5 D	S8U 752	05.89 - 03.01	2499	D	55 kW	1240	123
TRAFIC Bus (T_, P_, V_) 2.5 D	S8U 758	05.89 - 03.01	2499	D	55 kW	1240	123
TRAFIC Bus (T_, P_, V_) 2.5 D	S8U 758	09.94 - 04.98	2499	D	58 kW	1240	123
TRAFIC II Bus (JL) 1.9 dCi 100 (JL0C)	F9Q 760	03.01 - 10.06	1870	D	74 kW	1232	67
TRAFIC II Bus (JL) 1.9 dCi 80 (JL0B)	F9Q 762	03.01 - 10.06	1870	D	60 kW	1232	67
TRAFIC II Bus (JL) 1.9 dCi	F9Q 760	01.07 - 12.18	1870	D	75 kW	1232	67
TRAFIC II Bus (JL) 1.9 dCi	F9Q 762	04.01 - 07.03	1870	D	59 kW	1232	67
TRAFIC II Bus (JL) 2.0 (JL0A)	F4R 720	03.01	1998	B	88 kW	1233	77
TRAFIC II Bus (JL) 2.0 (JL0A)	F4R 722	03.01	1998	B	88 kW	1233	77
TRAFIC II Bus (JL) 2.0 16V	F4R 820	08.06	1998	B	86 kW	1233	77
TRAFIC II Bus (JL) 2.0 dCi 115	M9R 630	08.06	1995	D	84 kW	1236	97
TRAFIC II Bus (JL) 2.0 dCi 115	M9R 692	08.06	1995	D	84 kW	1236	95
TRAFIC II Bus (JL) 2.0 dCi 115	M9R 780	08.06	1995	D	84 kW	1236	97
TRAFIC II Bus (JL) 2.0 dCi 115	M9R 782	08.06	1995	D	84 kW	1236	97
TRAFIC II Bus (JL) 2.0 dCi 115	M9R 786	08.06	1995	D	84 kW	1236	97
TRAFIC II Bus (JL) 2.0 dCi 90	M9R 630	08.06	1995	D	66 kW	1236	97
TRAFIC II Bus (JL) 2.0 dCi 90	M9R 780	08.06	1995	D	66 kW	1236	97
TRAFIC II Bus (JL) 2.0 dCi 90	M9R 782	08.06	1995	D	66 kW	1236	97
TRAFIC II Bus (JL) 2.0 dCi 90	M9R 786	08.06	1995	D	66 kW	1236	97
TRAFIC II Bus (JL) 2.5 dCi 115	G9U 630	02.08	2463	D	84 kW	1239	114
TRAFIC II Bus (JL) 2.5 dCi 135 (JL0D)	G9U 730	05.03 - 10.06	2463	D	99 kW	1239	114
TRAFIC II Bus (JL) 2.5 dCi 145 (JL0J)	G9U 630	08.06	2463	D	107 kW	1239	114
TRAFIC II Kasten (FL) 1.9 dCi 100 (FL0C)	F9Q 760	03.01 - 05.07	1870	D	74 kW	1232	67
TRAFIC II Kasten (FL) 1.9 dCi 80 (FL0B)	F9Q 760	03.01 - 05.07	1870	D	60 kW	1232	67
TRAFIC II Kasten (FL) 1.9 dCi 80 (FL0B)	F9Q 762	03.01 - 05.07	1870	D	60 kW	1232	67
TRAFIC II Kasten (FL) 1.9 dCi	F9Q 760	03.01	1870	D	75 kW	1232	67
TRAFIC II Kasten (FL) 1.9 dCi	F9Q 762	04.01 - 07.03	1870	D	59 kW	1232	67
TRAFIC II Kasten (FL) 2.0 (FL0A)	F4R 720	03.01	1998	B	88 kW	1233	77
TRAFIC II Kasten (FL) 2.0 (FL0A)	F4R 722	03.01	1998	B	88 kW	1233	77
TRAFIC II Kasten (FL) 2.0 16V	F4R 820	08.06	1998	B	86 kW	1233	77
TRAFIC II Kasten (FL) 2.0 dCi 115 (FL01, FL0U)	M9R 692	08.06	1995	D	84 kW	1236	95
TRAFIC II Kasten (FL) 2.0 dCi 115 (FL01, FL0U)	M9R 780	08.06	1995	D	84 kW	1236	97
TRAFIC II Kasten (FL) 2.0 dCi 115 (FL01, FL0U)	M9R 782	08.06	1995	D	84 kW	1236	97
TRAFIC II Kasten (FL) 2.0 dCi 115 (FL01, FL0U)	M9R 786	08.06	1995	D	84 kW	1236	97
TRAFIC II Kasten (FL) 2.0 dCi 90 (FL0H)	M9R 630	08.06	1995	D	66 kW	1236	97
TRAFIC II Kasten (FL) 2.0 dCi 90 (FL0H)	M9R 780	08.06	1995	D	66 kW	1236	97
TRAFIC II Kasten (FL) 2.0 dCi 90 (FL0H)	M9R 782	08.06	1995	D	66 kW	1236	97
TRAFIC II Kasten (FL) 2.0 dCi 90 (FL0H)	M9R 786	08.06	1995	D	66 kW	1236	97
TRAFIC II Kasten (FL) 2.5 dCi 135 (FL0D)	G9U 730	05.03 - 10.06	2463	D	99 kW	1239	114
TRAFIC II Kasten (FL) 2.5 dCi 145 (FL0J)	G9U 630	08.06	2463	D	107 kW	1239	114
TRAFIC II Kasten (FL) 2.5 dCi	G9U 630	08.07	2463	D	84 kW	1239	114
TRAFIC II Pritsche/Fahrgestell (EL) 1.9 dCi 100 (EL0C)	F9Q 760	03.01 - 10.06	1870	D	74 kW	1232	67
TRAFIC II Pritsche/Fahrgestell (EL) 1.9 dCi 80 (EL0B)	F9Q 762	03.01 - 10.06	1870	D	60 kW	1232	67
TRAFIC II Pritsche/Fahrgestell (EL) 1.9 dCi	F9Q 762	09.01 - 07.03	1870	D	59 kW	1232	67
TRAFIC II Pritsche/Fahrgestell (EL) 2.0 (EL0A)	F4R 720	03.01 - 10.06	1998	B	88 kW	1233	77
TRAFIC II Pritsche/Fahrgestell (EL) 2.0 16V	F4R 820	08.06	1998	B	86 kW	1233	77
TRAFIC II Pritsche/Fahrgestell (EL) 2.0 dCi 115 (EL0H)	M9R 692	08.06	1995	D	84 kW	1236	95
TRAFIC II Pritsche/Fahrgestell (EL) 2.0 dCi 115 (EL0H)	M9R 780	08.06	1995	D	84 kW	1236	97
TRAFIC II Pritsche/Fahrgestell (EL) 2.0 dCi 115 (EL0H)	M9R 782	08.06	1995	D	84 kW	1236	97
TRAFIC II Pritsche/Fahrgestell (EL) 2.0 dCi 115 (EL0H)	M9R 786	08.06	1995	D	84 kW	1236	97
TRAFIC II Pritsche/Fahrgestell (EL) 2.0 dCi 90 (EL0H)	M9R 780	08.06	1995	D	66 kW	1236	97
TRAFIC II Pritsche/Fahrgestell (EL) 2.0 dCi 90 (EL0H)	M9R 782	08.06	1995	D	66 kW	1236	97
TRAFIC II Pritsche/Fahrgestell (EL) 2.5 dCi 135 (EL0D)	G9U 730	03.01 - 10.06	2463	D	99 kW	1239	114
TRAFIC II Pritsche/Fahrgestell (EL) 2.5 dCi 145 (EL0J)	G9U 630	08.06	2463	D	107 kW	1239	114

			<b>ccm</b>		<b>kw</b>		<b>1 POS</b>
TRAFIC II Pritsche/Fahrgestell (EL) 2.5 dCi	G9U 630	08.07	2463	D	84 kW	1239	114
TRAFIC III Bus (JG_) 1.6 dCi 115 (JGMD)	R9M 408	05.14	1598	D	85 kW	1232	70
TRAFIC III Bus (JG_) 1.6 dCi 120 (JGMB)	R9M 450	05.14	1598	D	88 kW	1232	70
TRAFIC III Bus (JG_) 1.6 dCi 120 (JGMS)	R9M 415	01.19	1598	D	89 kW	1232	71
TRAFIC III Bus (JG_) 1.6 dCi 125 (JGMH)	R9M 452	07.15	1598	D	92 kW	1232	70
TRAFIC III Bus (JG_) 1.6 dCi 140 (JGMA)	R9M 450	05.14	1598	D	103 kW	1232	70
TRAFIC III Bus (JG_) 1.6 dCi 145 (JGMG)	R9M 450	07.15	1598	D	107 kW	1232	70
TRAFIC III Bus (JG_) 1.6 dCi 145 (JGMG)	R9M 452	07.15	1598	D	107 kW	1232	70
TRAFIC III Bus (JG_) 1.6 dCi 90 (JGME)	R9M 408	05.14	1598	D	66 kW	1232	70
TRAFIC III Bus (JG_) 1.6 dCi 95 (JGMR, JGMJ)	R9M 408	07.15	1598	D	70 kW	1232	70
TRAFIC III Bus (JG_) 1.6 dCi 95 (JGMR, JGMJ)	R9M 413	07.15	1598	D	70 kW	1232	70
TRAFIC III Bus (JG_) 1.6 dCi 95 (JGMR, JGMJ)	R9M 415	07.15	1598	D	70 kW	1232	71
TRAFIC III Kasten (FG_) 1.6 dCi 115 (FGMD)	R9M 408	05.14	1598	D	85 kW	1232	70
TRAFIC III Kasten (FG_) 1.6 dCi 120 (FGMB)	R9M 450	05.14	1598	D	88 kW	1232	70
TRAFIC III Kasten (FG_) 1.6 dCi 120 (FGMK)	R9M 413	07.15	1598	D	89 kW	1232	70
TRAFIC III Kasten (FG_) 1.6 dCi 125 (FGMH)	R9M 452	07.15	1598	D	92 kW	1232	70
TRAFIC III Kasten (FG_) 1.6 dCi 140 (FGMA)	R9M 450	05.14	1598	D	103 kW	1232	70
TRAFIC III Kasten (FG_) 1.6 dCi 145 (FGMG)	R9M 452	07.15	1598	D	107 kW	1232	70
TRAFIC III Kasten (FG_) 1.6 dCi 90 (FGME)	R9M 408	05.14	1598	D	66 kW	1232	70
TRAFIC III Kasten (FG_) 1.6 dCi 95 (FGMJ, FGMR)	R9M 413	07.15	1598	D	70 kW	1232	70
TRAFIC III Kasten (FG_) 1.6 dCi 95 (FGMJ, FGMR)	R9M 415	07.15	1598	D	70 kW	1232	71
TRAFIC III Pritsche/Fahrgestell (EG_) 1.6 dCi 120 (EGMB)	R9M 450	06.14	1598	D	88 kW	1232	70
TRAFIC III Pritsche/Fahrgestell (EG_) 1.6 dCi 125 (EGMH)	R9M 452	07.15	1598	D	92 kW	1232	70
TRAFIC III Pritsche/Fahrgestell (EG_) 1.6 dCi 140 (EGMA)	R9M 450	06.14	1598	D	103 kW	1232	70
TRAFIC III Pritsche/Fahrgestell (EG_) 1.6 dCi 145 (EGMG)	R9M 452	07.15	1598	D	107 kW	1232	70
TRAFIC Kasten (T_, P_, V_) 1.4	847 700	03.80 - 04.89	1397	B	35 kW	1225	26
TRAFIC Kasten (T_, P_, V_) 1.4	847 701	03.80 - 04.89	1397	B	35 kW	1225	26
TRAFIC Kasten (T_, P_, V_) 1.4	C1J 700	03.80 - 04.89	1397	B	35 kW	1225	26
TRAFIC Kasten (T_, P_, V_) 1.4	C1J 700	05.89 - 06.91	1397	B	35 kW	1225	26
TRAFIC Kasten (T_, P_, V_) 1.4	C1J 768	07.89 - 08.92	1397	B	39 kW	1225	26
TRAFIC Kasten (T_, P_, V_) 1.7	F1N 720	08.92 - 08.94	1721	B	50 kW	1233	72
TRAFIC Kasten (T_, P_, V_) 1.7	F1N 724	06.86 - 04.89	1721	B	50 kW	1233	72
TRAFIC Kasten (T_, P_, V_) 1.7	F1N 724	03.89 - 08.94	1721	B	51 kW	1233	72
TRAFIC Kasten (T_, P_, V_) 1.9 D	F8Q 600	03.89 - 10.02	1870	D	44 kW	1227	41
TRAFIC Kasten (T_, P_, V_) 1.9 D	F8Q 606	03.89 - 10.02	1870	D	44 kW	1227	41
TRAFIC Kasten (T_, P_, V_) 2.0 4x4	J5R 716	06.86 - 04.89	1995	B	59 kW	1238	111
TRAFIC Kasten (T_, P_, V_) 2.0 4x4	J5R 722	06.86 - 04.89	1995	B	59 kW	1238	111
TRAFIC Kasten (T_, P_, V_) 2.0 4x4	J5R 726	06.86 - 04.89	1995	B	59 kW	1238	111
TRAFIC Kasten (T_, P_, V_) 2.0	J5R 716	05.89 - 08.90	1995	B	59 kW	1238	111
TRAFIC Kasten (T_, P_, V_) 2.0	J5R 716	06.86 - 04.89	1995	B	59 kW	1238	111
TRAFIC Kasten (T_, P_, V_) 2.0	J5R 716	05.85 - 02.89	1995	B	60 kW	1238	111
TRAFIC Kasten (T_, P_, V_) 2.0	J5R 716	06.99 - 12.01	1995	B	81 kW	1238	111
TRAFIC Kasten (T_, P_, V_) 2.0	J5R 722	06.86 - 04.89	1995	B	59 kW	1238	111
TRAFIC Kasten (T_, P_, V_) 2.0	J5R 726	06.86 - 04.89	1995	B	59 kW	1238	111
TRAFIC Kasten (T_, P_, V_) 2.1 D 4x4	852 750	11.86 - 04.89	2068	D	43 kW	1238	106
TRAFIC Kasten (T_, P_, V_) 2.1 D	852 750	09.80 - 04.89	2068	D	43 kW	1238	106
TRAFIC Kasten (T_, P_, V_) 2.1 D	852 750	05.89 - 10.99	2068	D	43 kW	1238	106
TRAFIC Kasten (T_, P_, V_) 2.1 D	852 750	05.86 - 02.89	2068	D	43 kW	1238	106
TRAFIC Kasten (T_, P_, V_) 2.1 D	J8S 620	06.94 - 10.97	2068	D	47 kW	1238	106
TRAFIC Kasten (T_, P_, V_) 2.1 D	J8S 758	06.94 - 10.97	2068	D	47 kW	1238	106
TRAFIC Kasten (T_, P_, V_) 2.2 4x4	J7T 600	06.94 - 10.97	2165	B	74 kW	1238	111
TRAFIC Kasten (T_, P_, V_) 2.2 4x4	J7T 780	05.89 - 06.94	2165	B	70 kW	1238	111
TRAFIC Kasten (T_, P_, V_) 2.2	J7T 600	06.94 - 10.97	2165	B	74 kW	1238	111
TRAFIC Kasten (T_, P_, V_) 2.2	J7T 600	01.95 - 05.99	2165	B	59 kW	1238	111
TRAFIC Kasten (T_, P_, V_) 2.2	J7T 780	05.89 - 06.94	2165	B	70 kW	1238	111
TRAFIC Kasten (T_, P_, V_) 2.5 D 4x4	8140.67.2500	05.89 - 03.01	2499	D	55 kW	1240	122
TRAFIC Kasten (T_, P_, V_) 2.5 D 4x4	8140.67.2580	05.89 - 03.01	2499	D	55 kW	1240	122
TRAFIC Kasten (T_, P_, V_) 2.5 D 4x4	S8U 750	05.89 - 03.01	2499	D	55 kW	1240	123
TRAFIC Kasten (T_, P_, V_) 2.5 D 4x4	S8U 752	05.89 - 03.01	2499	D	55 kW	1240	123
TRAFIC Kasten (T_, P_, V_) 2.5 D	8140.67.2500	05.89 - 03.01	2499	D	55 kW	1240	122
TRAFIC Kasten (T_, P_, V_) 2.5 D	8140.67.2550	05.89 - 03.01	2499	D	55 kW	1240	122
TRAFIC Kasten (T_, P_, V_) 2.5 D	8140.67.2580	05.89 - 03.01	2499	D	55 kW	1240	122



TRAFIC Kasten (T_, P_, V_) 2.5 D	S8U 750	05.89 - 03.01	2499	D	55 kW	1240	123
TRAFIC Kasten (T_, P_, V_) 2.5 D	S8U 750	03.89 - 08.94	2499	D	56 kW	1240	123
TRAFIC Kasten (T_, P_, V_) 2.5 D	S8U 752	05.89 - 03.01	2499	D	55 kW	1240	123
TRAFIC Kasten (T_, P_, V_) 2.5 D	S8U 758	05.89 - 03.01	2499	D	55 kW	1240	123
TRAFIC Pritsche/Fahrgestell (T_, P_, V_) 1.4	847 700	03.80 - 04.89	1397	B	35 kW	1225	26
TRAFIC Pritsche/Fahrgestell (T_, P_, V_) 1.4	C1J 700	03.80 - 04.89	1397	B	35 kW	1225	26
TRAFIC Pritsche/Fahrgestell (T_, P_, V_) 1.7	F1N 722	05.89 - 08.94	1721	B	50 kW	1233	72
TRAFIC Pritsche/Fahrgestell (T_, P_, V_) 1.7	F1N 722	06.86 - 04.89	1721	B	50 kW	1233	72
TRAFIC Pritsche/Fahrgestell (T_, P_, V_) 2.0 4x4	J5R 716	05.85 - 02.89	1995	B	60 kW	1238	111
TRAFIC Pritsche/Fahrgestell (T_, P_, V_) 2.0 RWD	J5R 726	05.89 - 10.97	1995	B	59 kW	1238	111
TRAFIC Pritsche/Fahrgestell (T_, P_, V_) 2.0	J5R 726	03.80 - 04.89	1995	B	59 kW	1238	111
TRAFIC Pritsche/Fahrgestell (T_, P_, V_) 2.1 D 4x4	852 750	05.85 - 02.89	2068	D	43 kW	1238	106
TRAFIC Pritsche/Fahrgestell (T_, P_, V_) 2.1 D RWD	852 720	05.89 - 06.94	2068	D	43 kW	1238	106
TRAFIC Pritsche/Fahrgestell (T_, P_, V_) 2.1 D RWD	J8S 620	06.94 - 10.97	2068	D	47 kW	1238	106
TRAFIC Pritsche/Fahrgestell (T_, P_, V_) 2.1 D RWD	J8S 758	06.94 - 10.97	2068	D	47 kW	1238	106
TRAFIC Pritsche/Fahrgestell (T_, P_, V_) 2.1 D	852 720	03.80 - 04.89	2068	D	43 kW	1238	106
TRAFIC Pritsche/Fahrgestell (T_, P_, V_) 2.1 D	852 750	07.80 - 04.85	2068	D	43 kW	1238	106
TRAFIC Pritsche/Fahrgestell (T_, P_, V_) 2.1 D	J8S 620	09.94 - 04.98	2068	D	47 kW	1238	106
TRAFIC Pritsche/Fahrgestell (T_, P_, V_) 2.2 4x4	J7T 600	09.94 - 04.98	2165	B	74 kW	1238	111
TRAFIC Pritsche/Fahrgestell (T_, P_, V_) 2.2	J7T 600	09.94 - 04.98	2165	B	74 kW	1238	111
TRAFIC Pritsche/Fahrgestell (T_, P_, V_) 2.2	J7T 780	05.89 - 06.94	2165	B	70 kW	1238	111
TRAFIC Pritsche/Fahrgestell (T_, P_, V_) 2.5 D 4x4	S8U 750	03.89 - 08.94	2499	D	56 kW	1240	123
TRAFIC Pritsche/Fahrgestell (T_, P_, V_) 2.5 D	8140.61.240	03.80 - 04.89	2445	D	51 kW	1239	117
TRAFIC Pritsche/Fahrgestell (T_, P_, V_) 2.5 D	8140.61.240	05.89 - 03.01	2445	D	51 kW	1239	117
TRAFIC Pritsche/Fahrgestell (T_, P_, V_) 2.5 D	S8U 720	03.80 - 04.89	2445	D	51 kW	1240	123
TRAFIC Pritsche/Fahrgestell (T_, P_, V_) 2.5 D	S8U 720	05.89 - 03.01	2445	D	51 kW	1240	123
TRAFIC Pritsche/Fahrgestell (T_, P_, V_) 2.5 D	S8U 722	03.80 - 04.89	2445	D	51 kW	1240	123
TRAFIC Pritsche/Fahrgestell (T_, P_, V_) 2.5 D	S8U 722	05.89 - 03.01	2445	D	51 kW	1240	123
TRAFIC Pritsche/Fahrgestell (T_, P_, V_) 2.5 D	S8U 750	03.89 - 08.94	2499	D	56 kW	1240	123
TRAFIC Pritsche/Fahrgestell (T_, P_, V_) 2.5 D	S8U 758	09.94 - 04.98	2499	D	58 kW	1240	123
TRAFIC Pritsche/Fahrgestell (T_, P_, V_) 2.5 D	S8U 758	05.98 - 03.01	2499	D	55 kW	1240	123
TRAFIC Pritsche/Fahrgestell (T_, P_, V_) 2.5 D	S8U 780	05.98 - 03.01	2499	D	55 kW	1240	123
TWINGO I (C06_) 1.0	D4D 712	03.01 - 05.07	999	B	50 kW	1222	5
TWINGO I (C06_) 1.0	D4F 712	03.01 - 05.07	1149	B	50 kW	1222	5
TWINGO I (C06_) 1.1 (C066)	D7F 700	01.98 - 12.00	1149	B	44 kW	1223	8
TWINGO I (C06_) 1.1 (C066)	D7F 701	01.98 - 12.00	1149	B	44 kW	1223	8
TWINGO I (C06_) 1.1 (C066)	D7F 703	01.98 - 12.00	1149	B	44 kW	1223	8
TWINGO I (C06_) 1.1 (C066)	D7F 706	01.98 - 12.00	1149	B	44 kW	1223	8
TWINGO I (C06_) 1.2 (C063, C064)	C3G 700	03.93 - 11.98	1239	B	40 kW	1224	18
TWINGO I (C06_) 1.2 (C063, C064)	C3G 702	03.93 - 11.98	1239	B	40 kW	1224	18
TWINGO I (C06_) 1.2 (C066, C068)	D7F 700	05.96 - 06.07	1149	B	43 kW	1223	8
TWINGO I (C06_) 1.2 (C066, C068)	D7F 701	05.96 - 06.07	1149	B	43 kW	1223	8
TWINGO I (C06_) 1.2 (C066, C068)	D7F 702	05.96 - 06.07	1149	B	43 kW	1223	8
TWINGO I (C06_) 1.2 (C066, C068)	D7F 703	05.96 - 06.07	1149	B	43 kW	1223	8
TWINGO I (C06_) 1.2 (C066, C068)	D7F 704	05.96 - 06.07	1149	B	43 kW	1223	8
TWINGO I (C06_) 1.2 (C067)	D7F 700	05.96 - 03.07	1149	B	40 kW	1223	8
TWINGO I (C06_) 1.2 (C067)	D7F 701	05.96 - 03.07	1149	B	40 kW	1223	8
TWINGO I (C06_) 1.2 16V (C060)	D4F 708	08.04 - 10.12	1149	B	44 kW	1222	5
TWINGO I (C06_) 1.2 16V (C06C, C06D, C06K)	D4F 702	01.01 - 10.12	1149	B	55 kW	1222	5
TWINGO I (C06_) 1.2 LPG	D7F 702	10.03 - 06.07	1149	B/G	44 kW	1223	8
TWINGO I (C06_) 1.2 LPG	D7F 708	10.03 - 06.07	1149	B/G	44 kW	1223	9
TWINGO I (C06_) 1.2	D7F 702	09.98 - 08.00	1149	B	44 kW	1223	8
TWINGO I (C06_) 1.2	D7F 703	09.98 - 08.00	1149	B	44 kW	1223	8
TWINGO I (C06_) 1.2	D7F 704	09.98 - 08.00	1149	B	44 kW	1223	8
TWINGO I Kasten/Schrägheck (S06_) 1.2 (S063, S064)	C3G 700	03.93 - 05.00	1239	B	40 kW	1224	18
TWINGO I Kasten/Schrägheck (S06_) 1.2 (S063, S064)	C3G 702	03.93 - 05.00	1239	B	40 kW	1224	18
TWINGO I Kasten/Schrägheck (S06_) 1.2 (S066, S068)	D7F 700	05.96 - 08.04	1149	B	43 kW	1223	8
TWINGO I Kasten/Schrägheck (S06_) 1.2 (S066, S068)	D7F 701	05.96 - 08.04	1149	B	43 kW	1223	8
TWINGO I Kasten/Schrägheck (S06_) 1.2 (S066, S068)	D7F 702	05.96 - 08.04	1149	B	43 kW	1223	8
TWINGO I Kasten/Schrägheck (S06_) 1.2 (S066, S068)	D7F 703	05.96 - 08.04	1149	B	43 kW	1223	8
TWINGO I Kasten/Schrägheck (S06_) 1.2 (S066, S068)	D7F 704	05.96 - 08.04	1149	B	43 kW	1223	8
TWINGO I Kasten/Schrägheck (S06_) 1.2 (S066, S068)	D7F 706	05.96 - 08.04	1149	B	43 kW	1223	8









						
		ccm				
TWINGO I Kasten/Schrägheck (S06_) 1.2	D4F 702	01.01 - 06.12	1149	B	55 kW	1222 5
TWINGO I Kasten/Schrägheck (S06_) 1.2	D7F 700	03.97 - 08.03	1149	B	44 kW	1223 8
TWINGO I Kasten/Schrägheck (S06_) 1.2	D7F 701	03.97 - 08.03	1149	B	44 kW	1223 8
TWINGO II (CN0_) 1.2 (CN0D)	D7F 800	03.07 - 09.14	1149	B	43 kW	1223 8
TWINGO II (CN0_) 1.2 16V (CN04, CN0B)	D4F 764	03.07 - 09.14	1149	B	55 kW	1222 6
TWINGO II (CN0_) 1.2 16V (CN04, CN0B)	D4F 770	03.07 - 09.14	1149	B	55 kW	1222 6
TWINGO II (CN0_) 1.2 16V (CN04, CN0B)	D4F 772	03.07 - 09.14	1149	B	55 kW	1222 6
TWINGO II (CN0_) 1.2 16V (CN0K, CN0V, CN0A)	D4F 772	03.07	1149	B	56 kW	1222 6
TWINGO II (CN0_) 1.2 16V	D4F 764	03.08	1149	B	55 kW	1222 6
TWINGO II (CN0_) 1.2 TCe 100 (CN0P)	D4F 780	02.11	1149	B	75 kW	1222 6
TWINGO II (CN0_) 1.2 TCe 100 (CN0P)	D4F 782	02.11	1149	B	75 kW	1222 6
TWINGO II (CN0_) 1.2 Turbo (CN0C, CN0F)	D4F 780	03.07 - 09.14	1149	B	74 kW	1222 6
TWINGO II (CN0_) 1.2 Turbo (CN0C, CN0F)	D4F 782	03.07 - 09.14	1149	B	74 kW	1222 6
TWINGO II (CN0_) 1.5 dCi (CN0E)	K9K 740	03.07 - 09.14	1461	D	47 kW	1225 23
TWINGO II (CN0_) 1.5 dCi (CN0U)	K9K 718	04.08 - 09.14	1461	D	62 kW	1225 23
TWINGO II (CN0_) 1.5 dCi 75	K9K 820	10.10	1461	D	55 kW	1225 23
TWINGO II (CN0_) 1.5 dCi 90	K9K 820	10.10	1461	D	63 kW	1225 23
TWINGO II (CN0_) 1.6 RS (CN0N, CN0R, CN0S)	K4M 854	05.08 - 09.14	1598	B	98 kW	1227 35
TWINGO II Kasten/Schrägheck (CN0_) 1.2 (CN01, CN06)	D4F 770	09.10 - 09.14	1149	B	55 kW	1222 6
TWINGO II Kasten/Schrägheck (CN0_) 1.5 dCi (CN03)	K9K 820	10.10 - 09.14	1461	D	55 kW	1225 23
TWINGO III (BCM_, BCA_) 0.9 TCe 110	H4B 401	11.16	898	B	80 kW	1223 14
TWINGO III (BCM_, BCA_) 0.9 TCe 90	H4B 401	09.14	898	B	66 kW	1223 14
VEL SATIS (BJ0_) 2.0 16 V Turbo	F4R 766	04.04	1998	B	125 kW	1235 87
VEL SATIS (BJ0_) 2.0 16 V Turbo	F4R 767	04.04	1998	B	125 kW	1235 87
VEL SATIS (BJ0_) 2.0 16V Turbo (BJ0K)	F4R 762	06.02 - 08.09	1998	B	120 kW	1235 87
VEL SATIS (BJ0_) 2.0 16V Turbo (BJ0K)	F4R 763	06.02 - 08.09	1998	B	120 kW	1235 87
VEL SATIS (BJ0_) 2.0 Turbo	F4R 867	04.05	1998	B	108 kW	1235 87
VEL SATIS (BJ0_) 2.0 dCi (BJ03)	M9R 760	08.05	1995	D	110 kW	1236 97
VEL SATIS (BJ0_) 2.0 dCi (BJ03, BJ0B)	M9R 760	01.06	1995	D	127 kW	1236 97
VEL SATIS (BJ0_) 2.0 dCi (BJ03, BJ0B)	M9R 762	01.06	1995	D	127 kW	1236 97
VEL SATIS (BJ0_) 2.0 dCi (BJ03, BJ0B)	M9R 763	01.06	1995	D	127 kW	1236 97
VEL SATIS (BJ0_) 2.2 dCi (BJ0E, BJ0F)	G9T 702	06.02 - 08.09	2188	D	110 kW	1238 108
VEL SATIS (BJ0_) 2.2 dCi (BJ0E, BJ0F)	G9T 703	06.02 - 08.09	2188	D	110 kW	1238 108
VEL SATIS (BJ0_) 2.2 dCi (BJ0E, BJ0F, BJ0G, BJ0H)	G9T 600	09.03	2188	D	102 kW	1238 108
VEL SATIS (BJ0_) 2.2 dCi (BJ0E, BJ0F, BJ0G, BJ0H)	G9T 606	09.03	2188	D	102 kW	1238 108
VEL SATIS (BJ0_) 2.2 dCi (BJ0E, BJ0F, BJ0G, BJ0H)	G9T 607	09.03	2188	D	102 kW	1238 108
VEL SATIS (BJ0_) 2.2 dCi (BJ0E, BJ0F, BJ0G, BJ0H)	G9T 700	09.03	2188	D	102 kW	1238 108
VEL SATIS (BJ0_) 2.2 dCi (BJ0E, BJ0F, BJ0G, BJ0H)	G9T 702	09.03	2188	D	102 kW	1238 108
VEL SATIS (BJ0_) 2.2 dCi (BJ0H)	G9T 600	04.04	2188	D	85 kW	1238 108
VEL SATIS (BJ0_) 2.2 dCi (BJ0H)	G9T 702	04.04	2188	D	85 kW	1238 108
VEL SATIS (BJ0_) 2.2 dCi (BJ0M)	G9T 600	12.04	2188	D	83 kW	1238 108
VEL SATIS (BJ0_) 2.2 dCi (BJ0M)	G9T 700	12.04	2188	D	83 kW	1238 108
VEL SATIS (BJ0_) 2.2 dCi (BJ0M)	G9T 702	12.04	2188	D	83 kW	1238 108
VEL SATIS (BJ0_) 3.0 dCi (BJ0J, BJ0N)	P9X 701	06.02 - 06.06	2958	D	130 kW	1238 110
WIND (E4M_) 1.2 (E4MF)	D4F 782	07.10	1149	B	74 kW	1222 6
WIND (E4M_) 1.2 TCe 100 (E4MF)	D4F 782	02.11	1149	B	75 kW	1222 6
WIND (E4M_) 1.6 (E4MB, E4MC)	K4M 854	07.10	1598	B	98 kW	1227 35



# RENAULT

ENGINE			ccm	kW			1 POS	ENGINE			ccm	kW			1 POS
112	88,000	6	2664	92 - 96 kW	B	1238	111	8140.43.S.2585	94,400	4	2800	92 - 94 kW	D	1240	126
140	88,000	6	2664	105 kW	B	1238	111	8140.43K	94,400	4	2800	103 - 107 kW	D	1240	126
144.01	88,000	6	2664	85 - 96 kW	B	1238	111	8140.47.2530 IDR	93,000	4	2499	85 kW	D	1239	119
688 02	70,000	4	1108	41 kW	B	1223	12	8140.47.2535	93,000	4	2499	85 kW	D	1239	118
688 13	70,000	4	1108	33 kW	B	1223	11	8140.47.2585	93,000	4	2500	85 kW	D	1239	119
688 711	70,000	4	1108	25 kW	B	1223	10	8140.47.2590	93,000	4	2499	85 kW	D	1239	119
688 712	70,000	4	1108	25 - 35 kW	B	1223	10	8140.47.2700	93,000	4	2499	85 kW	D	1240	120
688 713	70,000	4	1108	33 kW	B	1223	10	8140.47.2721	93,000	4	2499	85 kW	D	1240	120
688.01	70,000	4	1108	25 - 39 kW	B	1223	12	8140.47.2785	93,000	4	2499	85 kW	D	1240	120
688.06	70,000	4	1108	26 kW	B	1223	11	8140.61.2300	93,000	4	2445	52 kW	D	1239	117
688.09	70,000	4	1108	26 kW	B	1223	11	8140.61.240	93,000	4	2445	51 kW	D	1239	117
688.10	70,000	4	1108	25 - 39 kW	B	1223	12	8140.67.2500	93,000	4	2499	55 kW	D	1240	122
688.11	70,000	4	1108	25 - 39 kW	B	1223	11	8140.67.2510	93,000	4	2499	55 kW	D	1240	123
688.12	70,000	4	1108	25 kW	B	1223	11	8140.67.2550	93,000	4	2499	55 kW	D	1240	122
689 710	65,000	4	956	31 - 32 kW	B	1222	2	8140.67.2580	93,000	4	2499	55 kW	D	1240	122
689.01	65,000	4	956	29 kW	B	1222	4	8140.67.2585	93,000	4	2500	55 kW	D	1239	118
689.10	65,000	4	956	31 - 33 kW	B	1222	4	829 710	88,000	4	1995	81 kW	B	1238	111
712.01	98,000	4	3320	63 - 65 kW	D	1241	127	841 717	79,000	4	1647	54 kW	B	1226	33
712.02	98,000	4	3320	65 kW	D	1241	128	841 725	79,000	4	1647	58 kW	B	1226	33
712.03	98,000	4	3320	51 - 65 kW	D	1241	127	841 726	79,000	4	1647	58 kW	B	1226	33
712.04	98,000	4	3320	51 - 65 kW	D	1241	127	843 723	79,000	4	1647	69 - 71 kW	B	1226	33
720.08	102,000	4	3596	67 - 73 kW	D	1241	129	843 724	79,000	4	1647	69 - 71 kW	B	1226	33
798-20	102,000	6	5490	113 kW	D	1241	132	847 700	76,000	4	1397	35 kW	B	1225	26
810 719	73,000	4	1289	33 kW	B	1224	16	847 701	76,000	4	1397	35 kW	B	1225	26
810 725	73,000	4	1289	47 kW	B	1224	16	847 720	76,000	4	1397	47 kW	B	1225	26
810 726	73,000	4	1289	31 - 43 kW	B	1224	16	847 722	76,000	4	1397	47 kW	B	1225	26
810 729	73,000	4	1289	40 kW	B	1224	16	847 725	76,000	4	1397	43 - 46 kW	B	1225	25
810-02/97	73,000	4	1289	40 kW	B	1224	16	852 710	86,000	4	2068	49 kW	D	1238	106
810.01	73,000	4	1289	26 - 32 kW	B	1224	16	852 720	86,000	4	2068	43 - 44 kW	D	1238	106
810.02	73,000	4	1289	37 kW	B	1224	16	852 750	86,000	4	2068	43 - 44 kW	D	1238	106
810.03	73,000	4	1289	35 kW	B	1224	16	A2M 723	79,000	4	1647	52 - 54 kW	B	1226	33
810.05	73,000	4	1289	31 - 45 kW	B	1224	16	A6M 725	79,000	4	1647	71 kW	B	1226	33
810.06	73,000	4	1289	44 kW	B	1224	16	A6M 726	79,000	4	1647	71 kW	B	1226	33
810.10	73,000	4	1289	44 kW	B	1224	17	C1C 700	65,000	4	956	30 - 32 kW	B	1222	2
810.19	73,000	4	1289	33 kW	B	1224	17	C1C 706	65,000	4	956	27 - 31 kW	B	1222	3
810.25	73,000	4	1289	31 - 50 kW	B	1224	17	C1C 708	65,000	4	956	25 kW	B	1222	2
810.26	73,000	4	1289	31 - 50 kW	B	1224	17	C1C 754	65,000	4	956	24 kW	B	1222	4
810.29	73,000	4	1289	40 kW	B	1224	17	C1E 688	70,000	4	1108	25 kW	B	1223	11
813.02	61,400	4	852	21 kW	B	1222	1	C1E 700	70,000	4	1108	35 - 36 kW	B	1223	12
8140-27 IDS	93,000	4	2500	78 kW	D	1239	118	C1E 714	70,000	4	1108	25 - 32 kW	B	1223	12
8140-27	93,000	4	2500	78 kW	D	1239	118	C1E 715	70,000	4	1108	35 kW	B	1223	12
8140-47	93,000	4	2499	85 kW	D	1239	118	C1E 718	70,000	4	1108	25 - 26 kW	B	1223	12
8140.07.2530 ID	93,000	4	2500	56 kW	D	1239	118	C1E 719	70,000	4	1108	25 - 26 kW	B	1223	12
8140.07.2585	93,000	4	2500	55 kW	D	1239	116	C1E 720	70,000	4	1108	35 kW	B	1223	12
8140.07.2700	93,000	4	2499	55 kW	D	1239	117	C1E 726	70,000	4	1108	33 kW	B	1223	12
8140.07.3700	93,000	4	2499	55 kW	D	1239	117	C1E 750	70,000	4	1108	33 - 35 kW	B	1223	12
8140.21.235	93,000	4	2445	68 - 71 kW	D	1239	119	C1E 752	70,000	4	1108	33 - 34 kW	B	1223	12
8140.23.2565	94,400	4	2800	76 kW	D	1240	126	C1E 754	70,000	4	1108	33 - 34 kW	B	1223	12
8140.23.2585	94,400	4	2800	76 kW	D	1240	124	C1E 756	70,000	4	1108	33 kW	B	1223	12
8140.27.2500	93,000	4	2499	69 kW	D	1240	120	C1E 760	70,000	4	1108	33 kW	B	1223	12
8140.27.2510	93,000	4	2499	69 kW	D	1240	120	C1E 762	70,000	4	1108	33 - 36 kW	B	1223	12
8140.27.2512	93,000	4	2499	69 kW	D	1239	118	C1E 764	70,000	4	1108	36 kW	B	1223	12
8140.27.2530 IDS	93,000	4	2499	71 - 78 kW	D	1240	121	C1E 792	70,000	4	1108	33 kW	B	1223	12
8140.27.2560	93,000	4	2499	69 kW	D	1239	118	C1G 700	71,500	4	1237	40 kW	B	1223	13
8140.27.2565 IDS	93,000	4	2500	78 kW	D	1239	118	C1G 702	71,500	4	1237	40 - 44 kW	B	1223	13
8140.27.2580	93,000	4	2499	72 kW	D	1240	120	C1G 710	71,500	4	1237	40 kW	B	1223	13
8140.27.2582	93,000	4	2499	92 kW	D	1240	120	C1G 720	71,500	4	1237	40 kW	B	1223	13
8140.27.2585	93,000	4	2500	78 kW	D	1239	118	C1G 722	71,500	4	1237	40 kW	B	1223	13
8140.27.2700	93,000	4	2500	68 - 76 kW	D	1240	120	C1G 726	71,500	4	1237	40 kW	B	1223	13
8140.43.2585	94,400	4	2800	90 kW	D	1240	126	C1G 730	71,500	4	1237	40 kW	B	1223	13
8140.43.3700	94,400	4	2800	90 kW	D	1240	124	C1J 700	76,000	4	1397	35 - 36 kW	B	1225	26
8140.43.C.2586	94,400	4	2800	78 kW	D	1240	126	C1J 715	76,000	4	1397	44 kW	B	1225	26











ENGINE			ccm	kW			1 POS	ENGINE			ccm	kW			1 POS
C1J 742	76,000	4	1397	43 - 44 kW	B	1225	26	D4F 716	69,000	4	1149	55 kW	B	1222	5
C1J 760	76,000	4	1397	69 - 77 kW	B	1225	26	D4F 722	69,000	4	1149	55 kW	B	1222	5
C1J 764	76,000	4	1397	77 - 87 kW	B	1225	26	D4F 728	69,000	4	1149	54 - 55 kW	B	1222	5
C1J 768	76,000	4	1397	39 - 44 kW	B	1225	26	D4F 730	69,000	4	1149	55 kW	B	1222	5
C1J 770	76,000	4	1397	85 kW	B	1225	26	D4F 732	69,000	4	1149	53 - 55 kW	B	1222	5
C1J 780	76,000	4	1397	43 kW	B	1225	26	D4F 734	69,000	4	1149	53 - 55 kW	B	1222	5
C1J 782	76,000	4	1397	85 - 88 kW	B	1225	26	D4F 740	69,000	4	1149	48 - 55 kW	B	1222	6
C1J 784	76,000	4	1397	85 - 88 kW	B	1225	26	D4F 742	69,000	4	1149	55 - 58 kW	B	1222	6
C1J 788	76,000	4	1397	85 - 88 kW	B	1225	26	D4F 744	69,000	4	1149	53 - 55 kW	B	1222	6
C1J 791	76,000	4	1397	42 - 53 kW	B	1225	27	D4F 764	69,000	4	1149	43 - 58 kW	B	1222	6
C1J 792	76,000	4	1397	44 kW	B	1225	26	D4F 770	69,000	4	1149	55 kW	B	1222	6
C1J 796	76,000	4	1397	44 kW	B	1225	26	D4F 772	69,000	4	1149	55 - 56 kW	B	1222	6
C2J 700	76,000	4	1397	52 - 53 kW	B	1225	26	D4F 780	69,000	4	1149	74 - 75 kW	B	1222	6
C2J 713	76,000	4	1397	46 kW	B	1225	27	D4F 782	69,000	4	1149	74 - 75 kW	B	1222	6
C2J 717	76,000	4	1397	53 kW	B	1225	26	D4F 784	69,000	4	1149	74 kW	B	1222	6
C2J 718	76,000	4	1397	49 - 50 kW	B	1225	26	D4F 786	69,000	4	1149	76 kW	B	1222	6
C2J 720	76,000	4	1397	43 - 49 kW	B	1225	26	D4F 790	69,000	4	1149	55 kW	B	1222	6
C2J 730	76,000	4	1397	44 kW	B	1225	26	D7F 700	69,000	4	1149	40 - 44 kW	B	1223	8
C2J 755	76,000	4	1397	53 kW	B	1225	26	D7F 701	69,000	4	1149	40 - 44 kW	B	1223	8
C2J 757	76,000	4	1397	49 - 50 kW	B	1225	26	D7F 702	69,000	4	1149	43 - 44 kW	B	1223	8
C2J 760	76,000	4	1397	51 kW	B	1225	26	D7F 703	69,000	4	1149	43 - 44 kW	B	1223	8
C2J 766	76,000	4	1397	49 kW	B	1225	26	D7F 704	69,000	4	1149	43 - 44 kW	B	1223	8
C2J 767	76,000	4	1397	49 kW	B	1225	26	D7F 706	69,000	4	1149	43 - 44 kW	B	1223	8
C2J 768	76,000	4	1397	49 - 50 kW	B	1225	26	D7F 708	69,000	4	1149	43 - 44 kW	B	1223	9
C2J 770	76,000	4	1397	51 kW	B	1225	26	D7F 710	69,000	4	1149	43 - 44 kW	B	1223	8
C2J 772	76,000	4	1397	43 - 44 kW	B	1225	26	D7F 720	69,000	4	1149	43 kW	B	1223	8
C2J 776	76,000	4	1397	50 kW	B	1225	26	D7F 722	69,000	4	1149	43 - 44 kW	B	1223	8
C2J 780	76,000	4	1397	52 - 53 kW	B	1225	26	D7F 726	69,000	4	1149	43 kW	B	1223	8
C2J 781	76,000	4	1397	52 - 53 kW	B	1225	26	D7F 730	69,000	4	1149	40 - 43 kW	B	1223	8
C2J 782	76,000	4	1397	49 kW	B	1225	26	D7F 744	69,000	4	1149	43 - 44 kW	B	1223	8
C2J 784	76,000	4	1397	44 kW	B	1225	26	D7F 746	69,000	4	1149	43 kW	B	1223	8
C2J 788	76,000	4	1397	52 - 53 kW	B	1225	26	D7F 764	69,000	4	1149	43 kW	B	1223	8
C2J 789	76,000	4	1397	52 - 53 kW	B	1225	26	D7F 766	69,000	4	1149	43 kW	B	1223	8
C2J 792	76,000	4	1397	53 kW	B	1225	27	D7F 800	69,000	4	1149	43 kW	B	1223	8
C2J 794	76,000	4	1397	46 - 49 kW	B	1225	27	DXi 11 330	123,000	6	10837	243 kW	D	1242	135
C2J 796	76,000	4	1397	53 kW	B	1225	27	DXi 11 370	123,000	6	10837	272 kW	D	1242	135
C2J 797	76,000	4	1397	53 kW	B	1225	27	DXi 11 440	123,000	6	10837	324 kW	D	1242	135
C2J 798	76,000	4	1397	52 - 53 kW	B	1225	26	DXi 11 450	123,000	6	10837	332 kW	D	1242	135
C3G 700	74,000	4	1239	40 kW	B	1224	18	DXi 13 440	131,000	6	12777	323 kW	D	1243	139
C3G 702	74,000	4	1239	40 kW	B	1224	18	DXi 13 460	131,000	6	12777	338 kW	D	1243	139
C3G 710	74,000	4	1239	40 kW	B	1224	18	DXi 13 480	131,000	6	12777	353 kW	D	1243	139
C3G 712	74,000	4	1239	40 kW	B	1224	18	DXi 13 500	131,000	6	12777	368 kW	D	1243	139
C3G 720	74,000	4	1239	40 kW	B	1224	18	DXi 13 520	131,000	6	12777	382 kW	D	1243	139
C3G 750	74,000	4	1239	40 kW	B	1224	19	E5F 710	75,800	4	1171	40 - 44 kW	B	1224	21
C3J 700	76,000	4	1397	43 - 44 kW	B	1226	28	E5F 716	75,800	4	1171	40 - 44 kW	B	1224	21
C3J 702	76,000	4	1397	43 - 44 kW	B	1226	28	E6J 700	75,800	4	1390	57 - 59 kW	B	1224	21
C3J 710	75,800	4	1390	43 - 44 kW	B	1224	20	E6J 701	75,800	4	1390	57 - 59 kW	B	1224	21
C3J 756	76,000	4	1397	43 kW	B	1226	29	E6J 706	75,800	4	1390	58 - 60 kW	B	1224	21
C3J 760	75,800	4	1390	43 - 44 kW	B	1224	20	E6J 712	75,800	4	1390	55 - 57 kW	B	1224	21
C3J 762	75,800	4	1390	43 - 44 kW	B	1224	20	E6J 713	75,800	4	1390	55 - 57 kW	B	1224	21
D4D 700	69,000	4	999	44 - 52 kW	B	1222	5	E6J 718	75,800	4	1390	55 - 57 kW	B	1224	21
D4D 706	69,000	4	999	52 kW	B	1222	6	E6J 734	75,800	4	1390	43 - 44 kW	B	1224	21
D4D 712	69,000	4	999	50 kW	B	1222	5	E6J 738	75,800	4	1390	43 kW	B	1225	22
D4D 720	69,000	4	999	44 - 50 kW	B	1222	5	E6J 760	75,800	4	1390	55 - 57 kW	B	1224	21
D4D 754	69,000	4	999	52 - 59 kW	B	1222	5	E7F 700	75,800	4	1171	40 - 44 kW	B	1224	21
D4D760	69,000	4	999	57 - 57 kW	B	1222	7	E7F 704	75,800	4	1171	40 - 44 kW	B	1224	21
D4F 702	69,000	4	1149	55 kW	B	1222	5	E7F 706	75,800	4	1171	40 - 43 kW	B	1224	21
D4F 704	69,000	4	1149	55 kW	B	1222	5	E7F 708	75,800	4	1171	40 - 48 kW	B	1224	21
D4F 706	69,000	4	1149	55 kW	B	1222	5	E7F 730	75,800	4	1171	44 - 46 kW	B	1224	21
D4F 708	69,000	4	1149	44 kW	B	1222	5	E7F 750	75,800	4	1171	40 - 44 kW	B	1224	21
D4F 712	69,000	4	1149	50 - 55 kW	B	1222	5	E7J 601	75,800	4	1390	58 - 59 kW	B	1224	21
D4F 714	69,000	4	1149	55 kW	B	1222	5	E7J 624	75,800	4	1390	52 kW	B	1224	21



# RENAULT









ENGINE			ccm	kW			1 POS	ENGINE			ccm	kW			1 POS
E7J 626	75,800	4	1390	55 kW	B	1224	21	F3N 722	81,000	4	1721	66 - 70 kW	B	1233	73
E7J 634	75,800	4	1390	55 kW	B	1224	21	F3N 723	81,000	4	1721	66 - 70 kW	B	1233	73
E7J 635	75,800	4	1390	55 kW	B	1224	21	F3N 726	81,000	4	1721	54 kW	B	1233	73
E7J 700	75,800	4	1390	55 - 59 kW	B	1224	21	F3N 740	81,000	4	1721	54 - 55 kW	B	1233	72
E7J 706	75,800	4	1390	55 - 59 kW	B	1224	21	F3N 741	81,000	4	1721	54 - 55 kW	B	1233	72
E7J 707	75,800	4	1390	55 - 59 kW	B	1224	21	F3N 742	81,000	4	1721	66 - 70 kW	B	1233	72
E7J 710	75,800	4	1390	58 - 59 kW	B	1224	21	F3N 743	81,000	4	1721	66 - 69 kW	B	1233	73
E7J 711	75,800	4	1390	58 - 59 kW	B	1224	21	F3N 746	81,000	4	1721	66 - 80 kW	B	1233	72
E7J 718	75,800	4	1390	58 kW	B	1224	21	F3P 670	82,700	4	1794	66 kW	B	1234	78
E7J 719	75,800	4	1390	58 kW	B	1224	21	F3P 674	82,700	4	1794	69 kW	B	1234	78
E7J 720	75,800	4	1390	43 - 59 kW	B	1224	21	F3P 676	82,700	4	1794	69 - 70 kW	B	1234	78
E7J 724	75,800	4	1390	54 - 59 kW	B	1224	21	F3P 678	82,700	4	1794	66 - 70 kW	B	1234	79
E7J 726	75,800	4	1390	55 - 59 kW	B	1224	21	F3P 682	82,700	4	1794	79 - 86 kW	B	1234	80
E7J 728	75,800	4	1390	58 - 59 kW	B	1224	21	F3P 700	82,700	4	1794	79 - 83 kW	B	1234	80
E7J 742	75,800	4	1390	55 kW	B	1224	21	F3P 704	82,700	4	1794	65 - 66 kW	B	1234	80
E7J 745	75,800	4	1390	55 - 59 kW	B	1224	21	F3P 705	82,700	4	1794	65 - 66 kW	B	1234	80
E7J 754	75,800	4	1390	55 - 59 kW	B	1224	21	F3P 706	82,700	4	1794	65 - 79 kW	B	1234	80
E7J 756	75,800	4	1390	55 kW	B	1224	21	F3P 707	82,700	4	1794	65 - 66 kW	B	1234	80
E7J 757	75,800	4	1390	55 kW	B	1224	21	F3P 708	82,700	4	1794	65 - 66 kW	B	1234	80
E7J 764	75,800	4	1390	55 kW	B	1224	21	F3P 710	82,700	4	1794	65 - 70 kW	B	1234	80
E7J 770	75,800	4	1390	55 - 59 kW	B	1224	21	F3P 712	82,700	4	1794	66 - 80 kW	B	1234	80
E7J 771	75,800	4	1390	55 - 59 kW	B	1224	21	F3P 714	82,700	4	1794	65 - 70 kW	B	1234	80
E7J 773	75,800	4	1390	55 - 59 kW	B	1224	21	F3P 720	82,700	4	1794	66 - 69 kW	B	1234	80
E7J 780	75,800	4	1390	55 kW	B	1224	21	F3P 724	82,700	4	1794	66 - 69 kW	B	1234	80
F1N 720	81,000	4	1721	50 kW	B	1233	72	F3P 754	82,700	4	1794	66 kW	B	1234	80
F1N 722	81,000	4	1721	50 kW	B	1233	72	F3P 755	82,700	4	1783	66 kW	B	1234	80
F1N 724	81,000	4	1721	50 - 51 kW	B	1233	72	F3P 758	82,700	4	1794	79 - 80 kW	B	1234	80
F2N 700	81,000	4	1721	59 kW	B	1233	73	F3P 760	82,700	4	1794	65 - 66 kW	B	1234	80
F2N 704	81,000	4	1721	59 kW	B	1233	73	F3P 764	82,700	4	1794	79 kW	B	1234	80
F2N 708	81,000	4	1721	65 kW	B	1233	73	F3P 765	82,700	4	1794	67 - 79 kW	B	1234	80
F2N 710	81,000	4	1721	65 kW	B	1233	72	F3R 611	82,700	4	1998	80 - 85 kW	B	1234	80
F2N 711	81,000	4	1721	65 kW	B	1233	73	F3R 722	82,700	4	1998	83 - 85 kW	B	1234	80
F2N 712	81,000	4	1721	55 kW	B	1233	72	F3R 723	82,700	4	1998	83 - 85 kW	B	1234	80
F2N 716	81,000	4	1721	56 kW	B	1233	73	F3R 728	82,700	4	1998	84 - 85 kW	B	1234	81
F2N 720	81,000	4	1721	65 - 68 kW	B	1233	73	F3R 729	82,700	4	1998	84 - 85 kW	B	1234	81
F2N 721	81,000	4	1721	68 - 69 kW	B	1233	73	F3R 742	82,700	4	1998	84 kW	B	1234	80
F2N 722	81,000	4	1721	66 - 69 kW	B	1233	73	F3R 750	82,700	4	1998	80 - 85 kW	B	1234	78
F2N 724	81,000	4	1721	55 - 56 kW	B	1233	73	F3R 751	82,700	4	1998	80 - 85 kW	B	1234	80
F2N 726	81,000	4	1721	68 kW	B	1233	73	F3R 752	82,700	4	1998	80 - 85 kW	B	1234	80
F2N 727	81,000	4	1721	68 kW	B	1233	73	F3R 768	82,700	4	1998	84 - 85 kW	B	1234	82
F2N 728	81,000	4	1721	55 kW	B	1233	73	F3R 769	82,700	4	1998	84 - 85 kW	B	1234	80
F2N 730	81,000	4	1721	54 - 55 kW	B	1233	73	F3R 791	82,700	4	1998	80 - 85 kW	B	1234	80
F2N 732	81,000	4	1721	64 kW	B	1233	72	F3R 796	82,700	4	1998	80 - 85 kW	B	1234	80
F2N 740	81,000	4	1721	64 - 66 kW	B	1233	73	F3R 797	82,700	4	1998	80 - 85 kW	B	1234	80
F2N 742	81,000	4	1721	64 - 66 kW	B	1233	73	F3R 798	82,700	4	1998	80 - 85 kW	B	1234	80
F2N 750	81,000	4	1721	54 kW	B	1233	73	F4P 720	82,700	4	1783	85 kW	B	1234	83
F2N 752	81,000	4	1721	64 kW	B	1233	73	F4P 722	82,700	4	1783	85 kW	B	1234	83
F2N 753	81,000	4	1721	60 - 66 kW	B	1233	73	F4P 760	82,700	4	1783	88 kW	B	1234	83
F2N 754	81,000	4	1721	65 kW	B	1233	73	F4P 770	82,700	4	1783	85 - 89 kW	B	1235	87
F2N 758	81,000	4	1721	56 - 66 kW	B	1233	73	F4P 771	82,700	4	1783	85 - 89 kW	B	1235	87
F2N 770	81,000	4	1721	66 - 68 kW	B	1233	73	F4P 772	82,700	4	1783	89 kW	B	1235	87
F2N 783	81,000	4	1721	65 kW	B	1233	73	F4P 773	82,700	4	1783	85 - 89 kW	B	1235	87
F2N 786	81,000	4	1721	59 kW	B	1233	73	F4P 774	82,700	4	1783	85 - 89 kW	B	1235	87
F2N 796	81,000	4	1721	59 kW	B	1233	73	F4P 775	82,700	4	1783	85 - 89 kW	B	1235	87
F2N 797	81,000	4	1721	59 kW	B	1233	73	F4R 400	82,700	4	1998	99 - 105 kW	B	1235	84
F2N 798	81,000	4	1721	65 kW	B	1233	73	F4R 402	82,700	4	1998	99 - 109 kW	B	1235	84
F2R 702	81,000	4	1721	66 kW	B	1233	72	F4R 403	82,700	4	1998	98 - 109 kW	B	1235	84
F3N 702	81,000	4	1721	68 - 69 kW	B	1233	73	F4R 404	82,700	4	1998	98 - 109 kW	B	1235	84
F3N 708	81,000	4	1721	69 kW	B	1233	73	F4R 405	82,700	4	1998	98 - 109 kW	B	1235	84
F3N 716	81,000	4	1721	54 - 55 kW	B	1233	73	F4R 408	82,700	4	1998	99 - 109 kW	B	1235	84
F3N 717	81,000	4	1721	54 - 55 kW	B	1233	73	F4R 410	82,700	4	1998	98 - 109 kW	B	1235	85
F3N 718	81,000	4	1721	54 - 55 kW	B	1233	72	F4R 412	82,700	4	1998	101 - 110 kW	B	1235	84



ENGINE			ccm	kW			1 POS	ENGINE			ccm	kW			1 POS
F4R 414	82,700	4	1998	104 kW	B	1235	86	F5R 740	82,700	4	1998	103 kW	B	1235	89
F4R 416	82,700	4	1998	105 - 110 kW	B	1235	84	F7P 700	82,000	4	1764	101 - 103 kW	B	1233	74
F4R 418	82,700	4	1998	105 - 109 kW	B	1235	86	F7P 702	82,000	4	1764	104 kW	B	1233	75
F4R 420	82,700	4	1998	109 kW	B	1235	86	F7P 704	82,000	4	1764	99 - 101 kW	B	1233	76
F4R 700	82,700	4	1998	103 kW	B	1235	87	F7P 720	82,000	4	1764	101 - 103 kW	B	1233	74
F4R 701	82,700	4	1998	103 kW	B	1235	87	F7P 722	82,000	4	1764	99 kW	B	1233	74
F4R 712	82,700	4	1998	98 - 99 kW	B	1235	87	F7R 700	82,700	4	1998	108 - 110 kW	B	1235	90
F4R 713	82,700	4	1998	95 - 99 kW	B	1235	87	F7R 710	82,700	4	1998	108 - 110 kW	B	1235	90
F4R 714	82,700	4	1998	98 - 99 kW	B	1235	87	F7R 712	82,700	4	1998	110 kW	B	1236	91
F4R 715	82,700	4	1998	98 - 99 kW	B	1235	87	F7R 714	82,700	4	1998	108 - 110 kW	B	1235	90
F4R 720	82,700	4	1998	88 kW	B	1233	77	F7R 720	82,700	4	1998	110 kW	B	1236	92
F4R 722	82,700	4	1998	88 kW	B	1233	77	F8M 700	78,000	4	1596	40 kW	D	1226	32
F4R 730	82,700	4	1998	124 - 126 kW	B	1235	87	F8M 720	78,000	4	1595	40 kW	D	1226	32
F4R 732	82,700	4	1998	124 kW	B	1235	87	F8M 730	78,000	4	1595	40 kW	D	1226	32
F4R 736	82,700	4	1998	124 - 126 kW	B	1235	87	F8M 736	78,000	4	1595	40 kW	D	1226	32
F4R 738	82,700	4	1998	124 - 132 kW	B	1235	87	F8M 760	78,000	4	1595	40 kW	D	1226	32
F4R 740	82,700	4	1998	99 - 103 kW	B	1235	87	F8Q 600	80,000	4	1870	44 kW	D	1227	41
F4R 741	82,700	4	1998	99 - 103 kW	B	1235	87	F8Q 606	80,000	4	1870	44 kW	D	1227	41
F4R 744	82,700	4	1998	99 - 103 kW	B	1235	87	F8Q 610	80,000	4	1870	66 - 69 kW	D	1228	45
F4R 746	82,700	4	1998	101 - 103 kW	B	1235	87	F8Q 620	80,000	4	1870	47 kW	D	1228	46
F4R 747	82,700	4	1998	101 - 103 kW	B	1235	87	F8Q 622	80,000	4	1870	47 kW	D	1228	47
F4R 760	82,700	4	1998	120 kW	B	1235	87	F8Q 624	80,000	4	1870	47 kW	D	1229	48
F4R 761	82,700	4	1998	120 kW	B	1235	87	F8Q 630	80,000	4	1870	47 - 48 kW	D	1228	42
F4R 762	82,700	4	1998	120 kW	B	1235	87	F8Q 632	80,000	4	1870	47 - 48 kW	D	1229	49
F4R 763	82,700	4	1998	120 kW	B	1235	87	F8Q 636	80,000	4	1870	45 kW	D	1228	43
F4R 764	82,700	4	1998	120 kW	B	1235	87	F8Q 640	80,000	4	1870	40 kW	D	1229	50
F4R 765	82,700	4	1998	120 kW	B	1235	87	F8Q 644	80,000	4	1870	40 - 66 kW	D	1228	43
F4R 766	82,700	4	1998	125 kW	B	1235	87	F8Q 646	80,000	4	1870	47 - 66 kW	D	1229	51
F4R 767	82,700	4	1998	125 kW	B	1235	87	F8Q 648	80,000	4	1870	40 - 66 kW	D	1228	43
F4R 770	82,700	4	1998	99 - 103 kW	B	1235	87	F8Q 662	80,000	4	1870	40 - 48 kW	D	1229	52
F4R 771	82,700	4	1998	99 - 103 kW	B	1235	87	F8Q 676	80,000	4	1870	48 kW	D	1229	51
F4R 774	82,700	4	1998	165 - 169 kW	B	1235	87	F8Q 678	80,000	4	1870	40 - 48 kW	D	1230	53
F4R 776	82,700	4	1998	120 - 123 kW	B	1235	87	F8Q 680	80,000	4	1870	40 - 66 kW	D	1229	51
F4R 780	82,700	4	1998	102 - 103 kW	B	1235	87	F8Q 682	80,000	4	1870	40 kW	D	1229	50
F4R 784	82,700	4	1998	125 kW	B	1235	87	F8Q 684	80,000	4	1870	40 - 48 kW	D	1229	51
F4R 786	82,700	4	1998	120 - 125 kW	B	1235	87	F8Q 696	80,000	4	1870	40 - 48 kW	D	1229	51
F4R 787	82,700	4	1998	120 - 125 kW	B	1235	87	F8Q 706	80,000	4	1870	47 - 48 kW	D	1230	54
F4R 790	82,700	4	1998	98 - 100 kW	B	1235	87	F8Q 710	80,000	4	1870	47 kW	D	1230	55
F4R 791	82,700	4	1998	100 kW	B	1235	87	F8Q 714	80,000	4	1870	47 - 48 kW	D	1230	56
F4R 792	82,700	4	1998	100 kW	B	1235	87	F8Q 722	80,000	4	1870	47 - 48 kW	D	1230	57
F4R 794	82,700	4	1998	120 kW	B	1235	87	F8Q 724	80,000	4	1870	47 - 48 kW	D	1230	57
F4R 795	82,700	4	1998	120 kW	B	1235	87	F8Q 730	80,000	4	1870	47 - 48 kW	D	1230	54
F4R 796	82,700	4	1998	120 - 125 kW	B	1235	87	F8Q 732	80,000	4	1870	47 - 48 kW	D	1231	58
F4R 797	82,700	4	1998	120 - 125 kW	B	1235	87	F8Q 740	80,000	4	1870	66 - 68 kW	D	1231	59
F4R 800	82,700	4	1998	150 kW	B	1235	87	F8Q 742	80,000	4	1870	47 - 48 kW	D	1231	58
F4R 811	82,700	4	1998	125 kW	B	1235	87	F8Q 744	80,000	4	1870	66 - 68 kW	D	1231	60
F4R 820	82,700	4	1998	86 kW	B	1233	77	F8Q 748	80,000	4	1870	52 kW	D	1231	61
F4R 830	82,700	4	1998	145 - 148 kW	B	1235	87	F8Q 754	80,000	4	1870	71 kW	D	1231	61
F4R 832	82,700	4	1998	145 - 148 kW	B	1235	88	F8Q 764	80,000	4	1870	47 kW	D	1231	58
F4R 867	82,700	4	1998	108 kW	B	1235	87	F8Q 768	80,000	4	1870	66 - 69 kW	D	1231	62
F4R 870	82,700	4	1998	132 kW	B	1235	87	F8Q 774	80,000	4	1870	47 - 48 kW	D	1230	57
F4R 872	82,700	4	1998	132 - 140 kW	B	1235	87	F8Q 776	80,000	4	1870	47 - 48 kW	D	1230	57
F4R 874	82,700	4	1998	162 - 202 kW	B	1235	87	F8Q 784	80,000	4	1870	66 - 76 kW	D	1228	44
F4R 886	82,700	4	1998	150 kW	B	1235	87	F8Q 785	80,000	4	1870	68 - 70 kW	D	1231	63
F4R 887	82,700	4	1998	150 kW	B	1235	87	F8Q 786	80,000	4	1870	66 - 69 kW	D	1231	64
F4R 896	82,700	4	1998	125 kW	B	1235	87	F8Q 788	80,000	4	1870	47 - 66 kW	D	1232	65
F4R 897	82,700	4	1998	125 kW	B	1235	87	F8Q 790	80,000	4	1870	47 kW	D	1232	66
F4Rt 774	82,700	4	1998	165 kW	B	1235	87	F9Q 650	80,000	4	1870	77 - 88 kW	D	1232	67
F4Rt 800	82,700	4	1998	150 kW	B	1235	88	F9Q 664	80,000	4	1870	66 - 77 kW	D	1232	67
F4Rt 811	82,700	4	1998	125 kW	B	1235	87	F9Q 670	80,000	4	1870	77 - 88 kW	D	1232	67
F5R 700	82,700	4	1998	103 kW	B	1235	89	F9Q 674	80,000	4	1870	77 - 88 kW	D	1232	67
F5R 701	82,700	4	1998	103 kW	B	1235	89	F9Q 680	80,000	4	1870	88 kW	D	1232	67











ENGINE			ccm	kW			1 POS	ENGINE			ccm	kW			1 POS
F9Q 710	80,000	4	1870	72 kW	D	1232	67	G9T 645	87,000	4	2188	102 kW	D	1238	108
F9Q 716	80,000	4	1870	72 - 75 kW	D	1232	67	G9T 700	87,000	4	2188	83 - 110 kW	D	1238	108
F9Q 717	80,000	4	1870	72 - 75 kW	D	1232	67	G9T 702	87,000	4	2188	83 - 110 kW	D	1238	108
F9Q 718	80,000	4	1870	79 kW	D	1232	67	G9T 703	87,000	4	2188	110 kW	D	1238	108
F9Q 722	80,000	4	1870	72 kW	D	1232	67	G9T 704	87,000	4	2188	110 kW	D	1238	109
F9Q 730	80,000	4	1870	60 - 72 kW	D	1232	67	G9T 706	87,000	4	2188	102 - 110 kW	D	1238	108
F9Q 731	80,000	4	1870	72 kW	D	1232	67	G9T 707	87,000	4	2188	102 - 110 kW	D	1238	108
F9Q 732	80,000	4	1870	74 - 77 kW	D	1232	67	G9T 710	87,000	4	2188	85 - 95 kW	D	1238	108
F9Q 733	80,000	4	1870	75 - 77 kW	D	1232	67	G9T 712	87,000	4	2188	110 kW	D	1238	108
F9Q 734	80,000	4	1870	72 kW	D	1232	67	G9T 720	87,000	4	2188	66 kW	D	1238	108
F9Q 736	80,000	4	1870	72 kW	D	1232	67	G9T 722	87,000	4	2188	66 kW	D	1238	108
F9Q 738	80,000	4	1870	59 - 79 kW	D	1232	67	G9T 742	87,000	4	2188	110 kW	D	1238	108
F9Q 740	80,000	4	1870	75 kW	D	1232	67	G9T 743	87,000	4	2188	110 kW	D	1238	108
F9Q 744	80,000	4	1870	59 kW	D	1232	67	G9T 750	87,000	4	2188	66 kW	D	1238	108
F9Q 746	80,000	4	1870	75 - 79 kW	D	1232	68	G9U 630	89,000	4	2463	84 - 107 kW	D	1239	114
F9Q 748	80,000	4	1870	74 - 79 kW	D	1232	67	G9U 632	89,000	4	2463	88 - 107 kW	D	1239	114
F9Q 750	80,000	4	1870	77 - 92 kW	D	1232	67	G9U 650	89,000	4	2463	74 - 88 kW	D	1239	114
F9Q 751	80,000	4	1870	88 kW	D	1232	68	G9U 720	89,000	4	2463	84 kW	D	1239	114
F9Q 752	80,000	4	1870	74 - 77 kW	D	1232	67	G9U 724	89,000	4	2463	84 - 85 kW	D	1239	114
F9Q 754	80,000	4	1870	74 - 79 kW	D	1232	67	G9U 730	89,000	4	2463	99 kW	D	1239	114
F9Q 756	80,000	4	1870	88 kW	D	1232	67	G9U 750	89,000	4	2463	84 kW	D	1239	114
F9Q 758	80,000	4	1870	77 - 96 kW	D	1232	67	G9U 754	89,000	4	2463	73 - 85 kW	D	1239	114
F9Q 759	80,000	4	1870	85 - 96 kW	D	1232	67	H4B 400	72,200	3	898	66 kW	B	1223	14
F9Q 760	80,000	4	1870	60 - 75 kW	D	1232	67	H4B 401	72,200	3	898	66 - 80 kW	B	1223	14
F9Q 762	80,000	4	1870	60 kW	D	1232	67	H4B 408	72,200	3	898	56 - 66 kW	B	1223	14
F9Q 770	80,000	4	1870	59 kW	D	1232	67	H4B 410	72,200	3	898	66 kW	B	1224	15
F9Q 772	80,000	4	1870	60 kW	D	1232	67	H5F 400	72,200	4	1197	84 - 85 kW	B	1223	14
F9Q 774	80,000	4	1870	60 kW	D	1232	67	H5F 402	72,200	4	1197	85 kW	B	1224	15
F9Q 780	80,000	4	1870	59 kW	D	1232	67	H5F 403	72,200	4	1197	83 - 88 kW	B	1223	14
F9Q 782	80,000	4	1870	59 - 62 kW	D	1232	67	H5F 404	72,200	4	1197	97 kW	B	1223	14
F9Q 790	80,000	4	1870	59 - 62 kW	D	1232	67	H5F 408	72,200	4	1197	74 - 97 kW	B	1223	14
F9Q 796	80,000	4	1870	75 kW	D	1232	69	H5F 412	72,200	4	1197	84 - 97 kW	B	1223	14
F9Q 800	80,000	4	1870	85 - 88 kW	D	1232	67	J5R 716	88,000	4	1995	59 - 81 kW	B	1238	111
F9Q 803	80,000	4	1870	72 - 96 kW	D	1232	67	J5R 718	88,000	4	1995	57 - 60 kW	B	1238	111
F9Q 804	80,000	4	1870	81 - 97 kW	D	1232	67	J5R 722	88,000	4	1995	59 kW	B	1238	111
F9Q 808	80,000	4	1870	66 - 75 kW	D	1232	67	J5R 726	88,000	4	1995	59 kW	B	1238	111
F9Q 812	80,000	4	1870	85 - 88 kW	D	1232	67	J5R 728	88,000	4	1995	58 - 60 kW	B	1238	111
F9Q 816	80,000	4	1870	81 - 96 kW	D	1232	67	J6R 234	88,000	4	1995	79 - 81 kW	B	1238	111
F9Q 818	80,000	4	1870	81 - 96 kW	D	1232	67	J6R 236	88,000	4	1995	80 kW	B	1238	111
F9Q 820	80,000	4	1870	85 - 88 kW	D	1232	67	J6R 706	88,000	4	1995	74 kW	B	1238	111
F9Q 826	80,000	4	1870	88 kW	D	1232	67	J6R 707	88,000	4	1995	74 kW	B	1238	111
F9Q 870	80,000	4	1870	96 kW	D	1232	69	J6R 710	88,000	4	1995	81 kW	B	1238	111
F9Q 872	80,000	4	1870	96 kW	D	1232	69	J6R 712	88,000	4	1995	81 kW	B	1238	111
F9Q E 804	80,000	4	1870	81 - 96 kW	D	1232	67	J6R 713	88,000	4	1995	81 kW	B	1238	111
F9Q EE 804	80,000	4	1870	81 - 96 kW	D	1232	67	J6R 714	88,000	4	1995	75 - 77 kW	B	1238	111
F9Q J 804	80,000	4	1870	85 - 96 kW	D	1232	69	J6R 715	88,000	4	1995	81 kW	B	1238	111
F9Q N 870	80,000	4	1870	96 kW	D	1232	69	J6R 716	88,000	4	1995	69 - 77 kW	B	1238	111
F9Q P 872	80,000	4	1870	96 kW	D	1232	69	J6R 726	88,000	4	1995	81 kW	B	1238	111
G8T 706	87,000	4	2188	61 kW	D	1238	107	J6R 734	88,000	4	1995	74 kW	B	1238	111
G8T 714	87,000	4	2188	83 kW	D	1238	107	J6R 758	88,000	4	1995	75 - 78 kW	B	1238	111
G8T 716	87,000	4	2188	83 kW	D	1238	107	J6R 759	88,000	4	1995	75 - 76 kW	B	1238	111
G8T 740	87,000	4	2188	83 kW	D	1238	107	J6R 760	88,000	4	1995	74 kW	B	1238	111
G8T 752	87,000	4	2188	61 kW	D	1238	107	J6R 762	88,000	4	1995	74 kW	B	1238	111
G8T 760	87,000	4	2188	83 kW	D	1238	107	J6R 763	88,000	4	1995	74 kW	B	1238	111
G8T 790	87,000	4	2188	61 kW	D	1238	107	J6R 792	88,000	4	1995	75 - 76 kW	B	1238	111
G8T 792	87,000	4	2188	61 kW	D	1238	107	J6R 793	88,000	4	1995	75 - 76 kW	B	1238	111
G8T 794	87,000	4	2188	61 kW	D	1238	107	J7R 720	88,000	4	1995	103 kW	B	1239	112
G9T 600	87,000	4	2188	83 - 102 kW	D	1238	108	J7R 721	88,000	4	1995	103 kW	B	1239	112
G9T 605	87,000	4	2188	102 kW	D	1238	108	J7R 722	88,000	4	1995	88 kW	B	1238	111
G9T 606	87,000	4	2188	78 - 102 kW	D	1238	108	J7R 723	88,000	4	1995	88 kW	B	1238	111
G9T 607	87,000	4	2188	102 - 110 kW	D	1238	108	J7R 726	88,000	4	1995	99 - 100 kW	B	1239	112
G9T 642	87,000	4	2188	95 - 110 kW	D	1238	108	J7R 732	88,000	4	1995	77 kW	B	1238	111

ENGINE			ccm	kW			1 POS	ENGINE			ccm	kW			1 POS
J7R 733	88,000	4	1995	77 kW	B	1238	111	J8S 760	86,000	4	2068	65 - 66 kW	D	1238	106
J7R 734	88,000	4	1995	97 - 99 kW	B	1239	113	J8S 772	86,000	4	2068	65 kW	D	1238	106
J7R 735	88,000	4	1995	97 - 99 kW	B	1239	113	J8S 774	86,000	4	2068	65 kW	D	1238	106
J7R 738	88,000	4	1995	97 - 99 kW	B	1238	111	J8S 776	86,000	4	2068	65 kW	D	1238	106
J7R 739	88,000	4	1995	97 - 99 kW	B	1238	111	J8S 778	86,000	4	2068	65 kW	D	1238	106
J7R 740	88,000	4	1995	99 - 100 kW	B	1239	112	J8S 784	86,000	4	2068	51 kW	D	1238	106
J7R 746	88,000	4	1995	88 kW	B	1238	111	J8S 786	86,000	4	2068	65 kW	D	1238	106
J7R 747	88,000	4	1995	88 kW	B	1238	111	J8S 788	86,000	4	2068	65 kW	D	1238	106
J7R 750	88,000	4	1995	85 - 86 kW	B	1238	111	J8S 814	86,000	4	2068	65 kW	D	1238	106
J7R 751	88,000	4	1995	85 - 86 kW	B	1238	111	J8S 890	86,000	4	2068	65 kW	D	1238	106
J7R 752	88,000	4	1995	129 kW	B	1238	111	K4J 700	79,500	4	1390	70 - 72 kW	B	1227	35
J7R 754	88,000	4	1995	98 - 100 kW	B	1239	112	K4J 710	79,500	4	1390	72 kW	B	1227	35
J7R 756	88,000	4	1995	119 kW	B	1238	111	K4J 711	79,500	4	1390	72 kW	B	1227	35
J7R 760	88,000	4	1995	87 - 88 kW	B	1238	111	K4J 712	79,500	4	1390	70 - 72 kW	B	1227	35
J7R 768	88,000	4	1995	76 kW	B	1238	111	K4J 713	79,500	4	1390	70 - 72 kW	B	1227	35
J7T 600	88,000	4	2165	59 - 74 kW	B	1238	111	K4J 714	79,500	4	1390	70 kW	B	1227	35
J7T 706	88,000	4	2165	89 kW	B	1238	111	K4J 715	79,500	4	1390	70 - 72 kW	B	1227	35
J7T 707	88,000	4	2165	89 kW	B	1238	111	K4J 718	79,500	4	1390	70 kW	B	1227	37
J7T 708	88,000	4	2165	76 - 79 kW	B	1238	111	K4J 730	79,500	4	1390	72 kW	B	1227	35
J7T 714	88,000	4	2165	89 - 91 kW	B	1238	111	K4J 732	79,500	4	1390	60 kW	B	1227	35
J7T 715	88,000	4	2165	89 - 91 kW	B	1238	111	K4J 740	79,500	4	1390	72 kW	B	1227	35
J7T 718	88,000	4	2165	76 - 91 kW	B	1238	111	K4J 750	79,500	4	1390	70 kW	B	1227	35
J7T 719	88,000	4	2165	77 kW	B	1238	111	K4J 770	79,500	4	1390	72 kW	B	1227	35
J7T 730	88,000	4	2165	88 - 91 kW	B	1238	111	K4J 780	79,500	4	1390	72 kW	B	1227	35
J7T 731	88,000	4	2165	88 - 91 kW	B	1238	111	K4M 490	79,500	4	1598	75 - 77 kW	B	1227	38
J7T 732	88,000	4	2165	76 - 79 kW	B	1238	111	K4M 606	79,500	4	1598	75 - 77 kW	B	1226	34
J7T 733	88,000	4	2165	76 - 79 kW	B	1238	111	K4M 616	79,500	4	1598	75 - 77 kW	B	1226	34
J7T 736	88,000	4	2165	79 kW	B	1238	111	K4M 646	79,500	4	1598	75 - 77 kW	B	1227	38
J7T 754	88,000	4	2165	79 - 85 kW	B	1238	111	K4M 690	79,500	4	1598	75 - 85 kW	B	1226	34
J7T 755	88,000	4	2165	79 - 88 kW	B	1238	111	K4M 694	79,500	4	1598	77 - 85 kW	B	1226	34
J7T 756	88,000	4	2165	79 - 81 kW	B	1238	111	K4M 696	79,500	4	1598	77 kW	B	1227	35
J7T 760	88,000	4	2165	101 kW	B	1239	112	K4M 697	79,500	4	1598	76 - 82 kW	B	1227	35
J7T 761	88,000	4	2165	101 kW	B	1239	113	K4M 698	79,500	4	1598	77 - 82 kW	B	1227	35
J7T 762	88,000	4	2165	79 - 81 kW	B	1238	111	K4M 700	79,500	4	1598	79 - 85 kW	B	1227	35
J7T 763	88,000	4	2165	79 - 81 kW	B	1238	111	K4M 701	79,500	4	1598	79 - 85 kW	B	1227	35
J7T 770	88,000	4	2165	79 - 81 kW	B	1238	111	K4M 704	79,500	4	1598	79 - 80 kW	B	1227	35
J7T 772	88,000	4	2165	79 - 81 kW	B	1238	111	K4M 706	79,500	4	1598	69 - 82 kW	B	1227	35
J7T 773	88,000	4	2165	79 - 81 kW	B	1238	111	K4M 707	79,500	4	1598	79 - 81 kW	B	1227	35
J7T 776	88,000	4	2165	79 - 81 kW	B	1238	111	K4M 708	79,500	4	1598	75 - 85 kW	B	1227	35
J7T 780	88,000	4	2165	70 kW	B	1238	111	K4M 709	79,500	4	1598	75 - 79 kW	B	1227	35
J7T 782	88,000	4	2165	67 - 69 kW	B	1238	111	K4M 710	79,500	4	1598	76 - 79 kW	B	1227	35
J7T 788	88,000	4	2165	67 - 71 kW	B	1238	111	K4M 711	79,500	4	1598	79 kW	B	1227	35
J8S 240	86,000	4	2068	65 kW	D	1238	106	K4M 712	79,500	4	1598	75 - 80 kW	B	1227	35
J8S 330	86,000	4	2068	44 - 46 kW	D	1238	106	K4M 714	79,500	4	1598	79 kW	B	1227	35
J8S 600	86,000	4	2068	53 kW	D	1238	106	K4M 716	79,500	4	1598	82 kW	B	1227	35
J8S 604	86,000	4	2068	65 kW	D	1238	106	K4M 718	79,500	4	1598	76 kW	B	1227	37
J8S 610	86,000	4	2068	65 kW	D	1238	106	K4M 720	79,500	4	1598	79 kW	B	1227	35
J8S 612	86,000	4	2068	66 kW	D	1238	106	K4M 724	79,500	4	1598	79 kW	B	1227	35
J8S 620	86,000	4	2068	47 kW	D	1238	106	K4M 730	79,500	4	1598	70 - 81 kW	B	1227	35
J8S 702	86,000	4	2068	63 kW	D	1238	106	K4M 732	79,500	4	1598	66 - 82 kW	B	1227	35
J8S 704	86,000	4	2068	48 - 50 kW	D	1238	106	K4M 734	79,500	4	1598	58 - 66 kW	B	1227	35
J8S 706	86,000	4	2068	46 kW	D	1238	106	K4M 736	79,500	4	1598	79 - 86 kW	B	1227	35
J8S 708	86,000	4	2068	63 kW	D	1238	106	K4M 740	79,500	4	1598	79 - 81 kW	B	1227	35
J8S 711	86,000	4	2068	49 - 53 kW	D	1238	106	K4M 742	79,500	4	1598	66 - 86 kW	B	1227	35
J8S 712	86,000	4	2068	65 kW	D	1238	106	K4M 743	79,500	4	1598	66 - 86 kW	B	1227	35
J8S 714	86,000	4	2068	65 kW	D	1238	106	K4M 744	79,500	4	1598	55 - 85 kW	B	1227	35
J8S 736	86,000	4	2068	51 kW	D	1238	106	K4M 745	79,500	4	1598	79 kW	B	1227	35
J8S 738	86,000	4	2068	63 kW	D	1238	106	K4M 746	79,500	4	1598	79 kW	B	1227	35
J8S 740	86,000	4	2068	53 kW	D	1238	106	K4M 748	79,500	4	1598	79 - 86 kW	B	1227	35
J8S 742	86,000	4	2068	65 kW	D	1238	106	K4M 750	79,500	4	1598	70 kW	B	1227	35
J8S 746	86,000	4	2068	65 kW	D	1238	106	K4M 752	79,500	4	1598	70 kW	B	1226	34
J8S 758	86,000	4	2068	47 kW	D	1238	106	K4M 753	79,500	4	1598	70 kW	B	1227	35



ENGINE			ccm	kW			1 POS	ENGINE			ccm	kW			1 POS
K4M 754	79,500	4	1598	98 kW	B	1227	35	K7M 812	79,500	4	1598	59 - 66 kW	B	1227	36
K4M 760	79,500	4	1598	81 - 83 kW	B	1227	35	K9K 276	76,000	4	1461	62 kW	D	1225	23
K4M 761	79,500	4	1598	81 - 83 kW	B	1227	35	K9K 422	76,000	4	1461	47 kW	D	1226	30
K4M 762	79,500	4	1598	77 - 81 kW	B	1227	35	K9K 500	76,000	4	1461	70 - 81 kW	D	1225	23
K4M 764	79,500	4	1598	82 - 85 kW	B	1227	35	K9K 502	76,000	4	1461	81 - 81 kW	D	1226	30
K4M 766	79,500	4	1598	80 - 85 kW	B	1227	35	K9K 608	76,000	4	1461	55 - 66 kW	D	1225	23
K4M 768	79,500	4	1598	75 - 85 kW	B	1227	35	K9K 609	76,000	4	1461	55 - 66 kW	D	1225	23
K4M 776	79,500	4	1598	79 - 85 kW	B	1227	35	K9K 612	76,000	4	1461	55 - 66 kW	D	1225	23
K4M 780	79,500	4	1598	82 kW	B	1227	37	K9K 626	76,000	4	1461	55 - 66 kW	D	1225	23
K4M 782	79,500	4	1598	83 kW	B	1227	35	K9K 628	76,000	4	1461	55 - 66 kW	D	1225	23
K4M 788	79,500	4	1598	77 kW	B	1227	35	K9K 629	76,000	4	1461	66 kW	D	1225	23
K4M 790	79,500	4	1598	82 kW	B	1227	35	K9K 636	76,000	4	1461	81 kW	D	1225	23
K4M 791	79,500	4	1598	82 kW	B	1227	35	K9K 638	76,000	4	1461	66 kW	D	1226	30
K4M 792	79,500	4	1598	65 kW	B	1227	35	K9K 646	76,000	4	1461	70 - 81 kW	D	1225	23
K4M 794	79,500	4	1598	65 kW	B	1227	35	K9K 647	76,000	4	1461	67 - 81 kW	D	1225	23
K4M 8 788	79,500	4	1598	75 - 78 kW	B	1227	37	K9K 648	76,000	4	1461	81 kW	D	1226	30
K4M 800	79,500	4	1598	82 kW	B	1227	35	K9K 649	76,000	4	1461	81 kW	D	1226	30
K4M 801	79,500	4	1598	82 kW	B	1227	35	K9K 656	76,000	4	1461	66 - 81 kW	D	1225	23
K4M 804	79,500	4	1598	65 kW	B	1227	35	K9K 657	76,000	4	1461	80 - 81 kW	D	1225	23
K4M 812	79,500	4	1598	82 - 85 kW	B	1227	35	K9K 658	76,000	4	1461	80 kW	D	1225	23
K4M 813	79,500	4	1598	82 kW	B	1227	35	K9K 667	76,000	4	1461	80 kW	D	1225	23
K4M 824	79,500	4	1598	81 kW	B	1227	35	K9K 674	76,000	4	1461	66 - 81 kW	D	1226	30
K4M 830	79,500	4	1598	70 - 85 kW	B	1227	35	K9K 675	76,000	4	1461	81 kW	D	1226	30
K4M 831	79,500	4	1598	78 - 79 kW	B	1227	35	K9K 676	76,000	4	1461	66 - 81 kW	D	1226	30
K4M 834	79,500	4	1598	78 kW	B/G	1227	35	K9K 677	76,000	4	1461	81 kW	D	1226	30
K4M 835	79,500	4	1598	78 kW	B/G	1227	38	K9K 678	76,000	4	1461	80 kW	D	1226	30
K4M 838	79,500	4	1598	78 - 86 kW	B	1227	35	K9K 700	76,000	4	1461	45 - 50 kW	D	1225	24
K4M 839	79,500	4	1598	81 kW	B	1227	35	K9K 702	76,000	4	1461	45 - 60 kW	D	1225	24
K4M 842	79,500	4	1598	75 - 85 kW	B	1227	35	K9K 704	76,000	4	1461	42 - 48 kW	D	1225	24
K4M 845	79,500	4	1598	75 - 81 kW	B	1227	37	K9K 706	76,000	4	1461	48 - 60 kW	D	1225	23
K4M 848	79,500	4	1598	74 - 85 kW	B	1227	35	K9K 708	76,000	4	1461	48 - 50 kW	D	1225	23
K4M 850	79,500	4	1598	60 - 81 kW	B	1227	35	K9K 710	76,000	4	1461	60 kW	D	1225	24
K4M 854	79,500	4	1598	98 kW	B	1227	35	K9K 712	76,000	4	1461	74 kW	D	1225	24
K4M 856	79,500	4	1598	77 kW	B	1227	35	K9K 714	76,000	4	1461	47 - 50 kW	D	1225	23
K4M 858	79,500	4	1598	81 - 85 kW	B	1227	35	K9K 716	76,000	4	1461	45 - 60 kW	D	1225	23
K4M 862	79,500	4	1598	94 - 98 kW	B	1227	35	K9K 718	76,000	4	1461	60 - 62 kW	D	1225	23
K4M 866	79,500	4	1598	79 - 82 kW	B	1227	35	K9K 722	76,000	4	1461	60 - 63 kW	D	1225	24
K4M 9 766	79,500	4	1598	81 - 82 kW	B	1227	38	K9K 724	76,000	4	1461	63 kW	D	1225	23
K4M C 812	79,500	4	1598	82 kW	B	1227	38	K9K 728	76,000	4	1461	74 - 78 kW	D	1225	24
K4M C 813	79,500	4	1598	82 kW	B	1227	38	K9K 729	76,000	4	1461	74 kW	D	1225	24
K4M D 812	79,500	4	1598	80 - 82 kW	B	1227	38	K9K 732	76,000	4	1461	78 kW	D	1225	23
K4M P 848	79,500	4	1598	74 kW	B	1227	38	K9K 734	76,000	4	1461	74 - 78 kW	D	1225	23
K7J 700	75,800	4	1390	55 - 72 kW	B	1224	21	K9K 740	76,000	4	1461	47 kW	D	1225	23
K7J 701	75,800	4	1390	55 kW	B	1224	21	K9K 750	76,000	4	1461	57 - 65 kW	D	1225	24
K7J 710	79,500	4	1390	55 kW	B	1227	40	K9K 752	76,000	4	1461	47 - 50 kW	D	1225	24
K7J 714	79,500	4	1390	53 kW	B	1227	39	K9K 760	76,000	4	1461	50 - 63 kW	D	1225	23
K7M 690	79,500	4	1598	77 kW	B	1227	36	K9K 762	76,000	4	1461	50 kW	D	1225	23
K7M 702	79,500	4	1598	66 kW	B	1227	39	K9K 764	76,000	4	1461	78 kW	D	1225	23
K7M 703	79,500	4	1598	66 kW	B	1227	39	K9K 766	76,000	4	1461	63 - 65 kW	D	1225	23
K7M 704	79,500	4	1598	64 - 66 kW	B	1227	40	K9K 768	76,000	4	1461	48 - 50 kW	D	1225	23
K7M 710	79,500	4	1598	64 - 76 kW	B	1227	39	K9K 770	76,000	4	1461	55 - 65 kW	D	1225	23
K7M 714	79,500	4	1598	70 kW	B	1227	36	K9K 772	76,000	4	1461	63 - 76 kW	D	1225	23
K7M 718	79,500	4	1598	62 - 66 kW	B	1227	40	K9K 774	76,000	4	1461	78 kW	D	1225	23
K7M 720	79,500	4	1598	55 kW	B	1227	40	K9K 780	76,000	4	1461	76 - 81 kW	D	1225	23
K7M 732	79,500	4	1598	64 kW	B	1227	40	K9K 782	76,000	4	1461	81 kW	D	1225	23
K7M 734	79,500	4	1598	48 - 70 kW	B	1227	36	K9K 790	76,000	4	1461	48 kW	D	1225	24
K7M 744	79,500	4	1598	66 kW	B	1227	40	K9K 792	76,000	4	1461	50 kW	D	1225	23
K7M 745	79,500	4	1598	66 kW	B	1227	40	K9K 794	76,000	4	1461	48 - 50 kW	D	1225	24
K7M 746	79,500	4	1598	54 - 73 kW	B	1227	40	K9K 796	76,000	4	1461	63 kW	D	1225	23
K7M 750	79,500	4	1598	64 kW	B	1227	40	K9K 800	76,000	4	1461	50 - 63 kW	D	1225	23
K7M 764	79,500	4	1598	70 - 78 kW	B	1227	36	K9K 802	76,000	4	1461	50 - 63 kW	D	1225	23
K7M 790	79,500	4	1598	66 kW	B	1227	39	K9K 804	76,000	4	1461	76 - 81 kW	D	1225	23

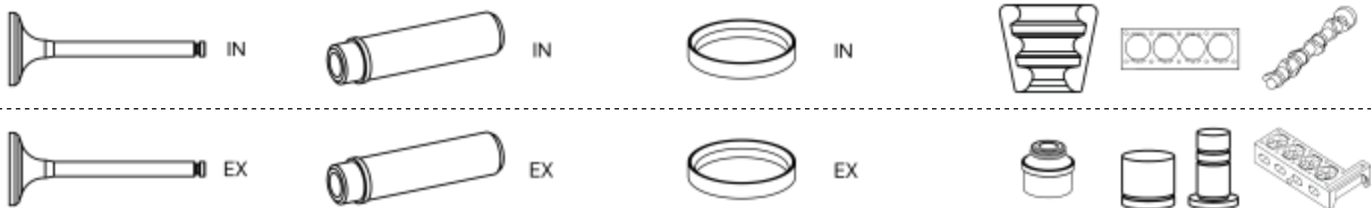


ENGINE			ccm	kW			1 POS	ENGINE			ccm	kW			1 POS
K9K 806	76,000	4	1461	76 kW	D	1225	23	M9R 761	84,000	4	1995	96 - 127 kW	D	1236	97
K9K 808	76,000	4	1461	55 - 66 kW	D	1225	23	M9R 762	84,000	4	1995	96 - 127 kW	D	1236	97
K9K 812	76,000	4	1461	60 - 66 kW	D	1225	23	M9R 763	84,000	4	1995	96 - 127 kW	D	1236	97
K9K 816	76,000	4	1461	80 - 81 kW	D	1225	23	M9R 780	84,000	4	1995	66 - 84 kW	D	1236	97
K9K 820	76,000	4	1461	55 - 63 kW	D	1225	23	M9R 782	84,000	4	1995	66 - 84 kW	D	1236	97
K9K 826	76,000	4	1461	70 kW	D	1225	23	M9R 784	84,000	4	1995	84 kW	D	1237	99
K9K 830	76,000	4	1461	60 - 66 kW	D	1225	23	M9R 786	84,000	4	1995	66 - 84 kW	D	1236	97
K9K 832	76,000	4	1461	78 kW	D	1225	23	M9R 788	84,000	4	1995	84 kW	D	1237	99
K9K 834	76,000	4	1461	66 kW	D	1225	23	M9R 800	84,000	4	1995	127 kW	D	1236	97
K9K 836	76,000	4	1461	78 - 81 kW	D	1225	23	M9R 802	84,000	4	1995	96 - 110 kW	D	1236	97
K9K 837	76,000	4	1461	81 kW	D	1225	23	M9R 804	84,000	4	1995	127 kW	D	1236	97
K9K 838	76,000	4	1461	60 - 62 kW	D	1225	23	M9R 805	84,000	4	1995	110 kW	D	1236	97
K9K 840	76,000	4	1461	50 kW	D	1225	23	M9R 806	84,000	4	1995	127 kW	D	1236	97
K9K 846	76,000	4	1461	70 - 81 kW	D	1225	23	M9R 808	84,000	4	1995	110 kW	D	1237	102
K9K 849	76,000	4	1461	81 kW	D	1226	30	M9R 809	84,000	4	1995	127 kW	D	1236	97
K9K 854	76,000	4	1461	63 - 85 kW	D	1226	30	M9R 812	84,000	4	1995	127 kW	D	1236	97
K9K 856	76,000	4	1461	80 - 81 kW	D	1225	23	M9R 814	84,000	4	1995	96 - 110 kW	D	1236	97
K9K 858	76,000	4	1461	80 kW	D	1225	23	M9R 815	84,000	4	1995	110 - 127 kW	D	1236	97
K9K 862	76,000	4	1461	63 - 85 kW	D	1226	30	M9R 816	84,000	4	1995	127 - 132 kW	D	1236	97
K9K 872	76,000	4	1461	55 - 85 kW	D	1225	23	M9R 817	84,000	4	1995	127 kW	D	1236	97
K9K 873	76,000	4	1461	85 kW	D	1225	23	M9R 820	84,000	4	1995	131 kW	D	1236	97
K9K 876	76,000	4	1461	55 - 85 kW	D	1226	30	M9R 824	84,000	4	1995	110 kW	D	1236	97
K9K 877	76,000	4	1461	70 - 85 kW	D	1226	30	M9R 828	84,000	4	1995	131 kW	D	1236	97
K9K 884	76,000	4	1461	66 kW	D	1225	23	M9R 830	84,000	4	1995	127 - 130 kW	D	1237	99
K9K 892	76,000	4	1461	55 - 66 kW	D	1225	23	M9R 832	84,000	4	1995	110 kW	D	1236	97
K9K 896	76,000	4	1461	81 kW	D	1225	23	M9R 833	84,000	4	1995	110 kW	D	1236	97
K9K 898	76,000	4	1461	80 kW	D	1225	23	M9R 834	84,000	4	1995	110 kW	D	1237	100
K9K F 830	76,000	4	1461	63 kW	D	1226	30	M9R 835	84,000	4	1995	110 kW	D	1237	100
K9K G 724	76,000	4	1461	63 kW	D	1226	30	M9R 836	84,000	4	1995	110 kW	D	1237	100
K9K P 732	76,000	4	1461	78 kW	D	1226	31	M9R 838	84,000	4	1995	110 kW	D	1237	100
L7X 700	87,000	6	2946	140 - 142 kW	B	1238	109	M9R 844	84,000	4	1995	127 kW	D	1236	97
L7X 701	87,000	6	2946	140 - 142 kW	B	1238	109	M9R 845	84,000	4	1995	110 kW	D	1236	97
L7X 713	87,000	6	2946	140 kW	B	1238	109	M9R 846	84,000	4	1995	110 kW	D	1236	97
L7X 720	87,000	6	2946	152 kW	B	1238	109	M9R 849	84,000	4	1995	110 - 127 kW	D	1236	97
L7X 721	87,000	6	2946	152 kW	B	1238	109	M9R 850	84,000	4	1995	110 kW	D	1237	100
L7X 722	87,000	6	2946	152 kW	B	1238	109	M9R 854	84,000	4	1995	96 - 127 kW	D	1236	97
L7X 727	87,000	6	2946	140 kW	B	1238	109	M9R 855	84,000	4	1995	110 kW	D	1236	97
L7X 731	87,000	6	2946	152 - 157 kW	B	1238	109	M9R 856	84,000	4	1995	110 kW	D	1236	97
L7X 732	87,000	6	2946	169 kW	B	1238	109	M9R 857	84,000	4	1995	127 kW	D	1236	97
L7X 733	87,000	6	2946	152 - 157 kW	B	1238	109	M9R 858	84,000	4	1995	96 - 127 kW	D	1236	97
L7X 760	87,000	6	2946	166 kW	B	1238	109	M9R 859	84,000	4	1995	127 kW	D	1236	97
L7X 762	87,000	6	2946	187 kW	B	1238	109	M9R 862	84,000	4	1995	110 kW	D	1236	97
M4R 700	84,000	4	1997	102 kW	B	1236	96	M9R 864	84,000	4	1995	127 kW	D	1236	97
M4R 701	84,000	4	1997	102 kW	B	1236	96	M9R 865	84,000	4	1995	110 - 127 kW	D	1236	97
M4R 704	84,000	4	1997	103 kW	B	1236	96	M9R 866	84,000	4	1995	110 kW	D	1236	97
M9R 610	84,000	4	1995	118 - 120 kW	D	1236	97	M9R A 700	84,000	4	1995	110 kW	D	1237	101
M9R 615	84,000	4	1995	110 kW	D	1236	97	M9R B 610	84,000	4	1995	118 kW	D	1237	101
M9R 630	84,000	4	1995	66 - 84 kW	D	1236	97	M9R B 721	84,000	4	1995	110 kW	D	1237	101
M9R 692	84,000	4	1995	84 kW	D	1236	95	M9R C 613	84,000	4	1995	110 kW	D	1237	101
M9R 700	84,000	4	1995	110 kW	D	1236	97	M9R C 615	84,000	4	1995	110 kW	D	1237	101
M9R 721	84,000	4	1995	110 kW	D	1236	97	M9R C 830	84,000	4	1995	110 kW	D	1237	101
M9R 722	84,000	4	1995	110 kW	D	1236	97	M9R G 832	84,000	4	1995	110 kW	D	1237	101
M9R 724	84,000	4	1995	127 kW	D	1236	97	M9Ra 742	84,000	4	1995	96 - 110 kW	D	1237	101
M9R 740	84,000	4	1995	96 - 110 kW	D	1236	97	M9Rk 800	84,000	4	1995	127 kW	D	1237	101
M9R 742	84,000	4	1995	96 - 110 kW	D	1236	97	M9Rk 802	84,000	4	1995	96 - 110 kW	D	1237	102
M9R 744	84,000	4	1995	96 - 110 kW	D	1236	97	M9Rk 805	84,000	4	1995	110 kW	D	1237	102
M9R 746	84,000	4	1995	110 kW	D	1236	97	M9Rk 816	84,000	4	1995	131 kW	D	1237	102
M9R 748	84,000	4	1995	110 kW	D	1236	97	M9T 670	85,000	4	2298	74 - 92 kW	D	1237	104
M9R 750	84,000	4	1995	96 - 110 kW	D	1236	97	M9T 672	85,000	4	2298	74 - 92 kW	D	1237	104
M9R 754	84,000	4	1995	110 kW	D	1237	98	M9T 676	85,000	4	2298	74 - 92 kW	D	1237	104
M9R 756	84,000	4	1995	96 kW	D	1237	98	M9T 678	85,000	4	2298	92 - 107 kW	D	1237	104
M9R 760	84,000	4	1995	96 - 127 kW	D	1236	97	M9T 680	85,000	4	2298	92 - 107 kW	D	1237	104



# RENAULT

ENGINE			ccm	kW			1 POS	ENGINE			ccm	kW			1 POS
M9T 686	85,000	4	2298	92 kW	D	1237	104	N7Q 711	83,000	4	1948	100 kW	B	1236	93
M9T 690	85,000	4	2298	74 - 92 kW	D	1237	104	N7U 700	83,000	5	2435	121 kW	B	1236	94
M9T 692	85,000	4	2298	74 - 96 kW	D	1237	104	N7U 701	83,000	5	2435	121 kW	B	1236	94
M9T 694	85,000	4	2298	107 - 110 kW	D	1237	104	P9X 701	87,500	6	2958	120 - 130 kW	D	1238	110
M9T 696	85,000	4	2298	92 - 110 kW	D	1237	104	R9M 402	80,000	4	1598	96 kW	D	1232	70
M9T 698	85,000	4	2298	92 - 110 kW	D	1237	104	R9M 404	80,000	4	1598	96 kW	D	1232	70
M9T 700	85,000	4	2298	100 - 120 kW	D	1237	104	R9M 408	80,000	4	1598	66 - 85 kW	D	1232	70
M9T 702	85,000	4	2298	96 - 120 kW	D	1237	104	R9M 409	80,000	4	1598	96 kW	D	1232	70
M9T 704	85,000	4	2298	81 - 100 kW	D	1238	105	R9M 413	80,000	4	1598	70 - 89 kW	D	1232	70
M9T 706	85,000	4	2299	107 - 125 kW	D	1237	104	R9M 414	80,000	4	1598	96 kW	D	1232	70
M9T 710	85,000	4	2298	96 - 120 kW	D	1238	105	R9M 415	80,000	4	1598	70 - 89 kW	D	1232	71
M9T 870	85,000	4	2298	74 - 92 kW	D	1237	103	R9M 450	80,000	4	1598	88 - 107 kW	D	1232	70
M9T 872	85,000	4	2298	92 kW	D	1238	105	R9M 452	80,000	4	1598	92 - 120 kW	D	1232	70
M9T 876	85,000	4	2299	74 - 92 kW	D	1238	105	R9M 453	80,000	4	1598	92 - 118 kW	D	1232	70
M9T 880	85,000	4	2298	92 - 110 kW	D	1237	103	R9M 400	80,000	4	1749	88 - 110 kW	D	1232	71
M9T 882	85,000	4	2298	92 - 96 kW	D	1238	105	R9N 401	80,000	4	1749	88 - 110 kW	D	1232	71
M9T 890	85,000	4	2298	74 - 92 kW	D	1237	103	S8U 720	93,000	4	2445	51 kW	D	1240	123
M9T 896	85,000	4	2298	92 - 110 kW	D	1237	103	S8U 722	93,000	4	2445	51 kW	D	1240	123
M9T 898	85,000	4	2298	92 - 110 kW	D	1237	103	S8U 730	93,000	4	2445	52 kW	D	1240	123
MID 06.20.30 C	120,000	6	8822	135 - 141 kW	D	1242	134	S8U 731	93,000	4	2445	50 - 53 kW	D	1240	123
MID 06.20.30 G	120,000	6	8822	141 kW	D	1242	133	S8U 742	93,000	4	2499	55 kW	D	1240	123
MIDR 06.02.12	102,000	6	5491	128 - 134 kW	D	1241	132	S8U 748	93,000	4	2445	55 kW	D	1240	123
MIDR 06.02.26 DU	102,000	6	6177	166 kW	D	1241	130	S8U 750	93,000	4	2499	55 kW	D	1240	123
MIDR 06.02.26 I	102,000	6	6177	133 kW	D	1241	131	S8U 752	93,000	4	2499	55 kW	D	1240	123
MIDR 06.02.26 K	102,000	6	6177	155 kW	D	1241	131	S8U 758	93,000	4	2499	55 - 58 kW	D	1240	123
MIDR 06.02.26 L2	102,000	6	6177	132 kW	D	1241	131	S8U 762	93,000	4	2499	83 kW	D	1240	123
MIDR 06.02.26 L	102,000	6	6177	132 kW	D	1241	131	S8U 763	93,000	4	2499	83 kW	D	1240	123
MIDR 06.02.26 M2	102,000	6	6177	155 kW	D	1241	131	S8U 770	93,000	4	2499	59 kW	D	1240	123
MIDR 06.02.26 M	102,000	6	6177	155 kW	D	1241	131	S8U 772	93,000	4	2499	59 kW	D	1240	123
MIDR 06.20.30 A	120,000	6	8822	194 kW	D	1242	134	S8U 780	93,000	4	2499	55 kW	D	1240	123
MIDR 06.20.30	120,000	6	8822	194 kW	D	1242	133	S8U 782	93,000	4	2499	55 kW	D	1240	123
MIDR 06.20.45 BC	120,000	6	9839	195 kW	D	1242	133	S9U 700	93,000	4	2499	69 kW	D	1240	123
MIDR 06.20.45 C	120,000	6	9839	206 - 210 kW	D	1242	133	S9U 702	93,000	4	2499	69 - 72 kW	D	1240	123
MIDR 06.20.45 DD	120,000	6	9839	222 kW	D	1242	133	S9U 704	93,000	4	2499	69 kW	D	1240	123
MIDR 06.23.56 B/43	123,000	6	11122	303 kW	D	1242	137	S9U 714	93,000	4	2499	69 kW	D	1240	123
MIDR 06.23.56	123,000	6	11122	265 - 310 kW	D	1242	136	S9U 740	93,000	4	2499	69 kW	D	1240	123
MIDR 06.24.65 AB	124,000	6	11955	287 kW	D	1242	138	S9W 700	94,400	4	2799	84 kW	D	1240	125
MIDS 06.02.12 D	102,000	6	5491	110 kW	D	1241	132	S9W 702	94,400	4	2799	84 kW	D	1240	125
MIDS 06.02.12	102,000	6	5491	107 kW	D	1241	132	ZTV 709	88,000	6	2664	104 kW	B	1238	111
MIDS 06.20.45 D	120,000	6	9839	129 kW	D	1242	133	ZTV 711	88,000	6	2664	104 kW	B	1238	111
MIDS 06.35.40 B	135,000	6	12024	225 kW	D	1243	140	Z7W 700	91,000	6	2849	115 kW	B	1239	115
MIDS 06.35.40 E	135,000	6	12024	195 kW	D	1243	140	Z7W 701	91,000	6	2849	115 kW	B	1239	115
MIP 06.20.30	120,000	6	8820	141 - 158 kW	D	1242	133	Z7W 702	91,000	6	2849	100 kW	B	1239	115
MIPR 06.20.45 A	120,000	6	9840	210 kW	D	1242	134	Z7W 706	91,000	6	2849	110 - 112 kW	B	1239	115
MIPR 06.20.45	120,000	6	9840	195 - 265 kW	D	1242	133	Z7W 707	91,000	6	2849	110 - 112 kW	B	1239	115
MIPS 06.20.30	120,000	6	8820	166 kW	D	1242	133	Z7W 709	91,000	6	2849	110 kW	B	1239	115
MIPS 06.20.45	120,000	6	9840	137 - 186 kW	D	1242	133	Z7W 712	91,000	6	2849	110 kW	B	1239	115
N7Q 700	83,000	4	1948	102 kW	B	1236	93	Z7W 713	91,000	6	2849	110 kW	B	1239	115
N7Q 704	83,000	4	1948	102 kW	B	1236	93	Z7W 717	91,000	6	2849	110 kW	B	1239	115
N7Q 710	83,000	4	1948	100 kW	B	1236	93								



## 61,400 mm

1

813.02 ,

883820-4

K-7

11,14 x 7,00 x 41,50 | IN | EX

## 65,000 mm

2

689 710 , C1C 700 , C1C 708 ,

863809-4

29,00 x 7,00 x 88,90 x 45°

## 65,000 mm

3

C1C 706 ,

883820-4

K-7

11,14 x 7,00 x 41,50 | IN | EX

863809-4

29,00 x 7,00 x 88,90 x 45°

## 65,000 mm

4

689.01 , 689.10 , C1C 754 ,

883820-4

K-7

11,14 x 7,00 x 41,50 | IN | EX

## 69,000 mm

5

D4D 700 , D4D 712 , D4D 720 , D4D 754 , D4F 702 , D4F 704 , D4F 706 , D4F 708 , D4F 712 , D4F 714 , D4F 716 , D4F 722 , D4F 728 , D4F 730 , D4F 732 , D4F 734 ,

853871-4

26,00 x 5,50 x 110,70 x 45°

863872-4

22,00 x 5,50 x 112,50 x 45°

863880-4

23,50 x 5,50 x 101,70 x 30°

## 69,000 mm

6

D4D 706 , D4F 740 , D4F 742 , D4F 744 , D4F 764 , D4F 770 , D4F 772 , D4F 780 , D4F 782 , D4F 784 , D4F 786 , D4F 790 ,

853871-4

26,00 x 5,50 x 110,70 x 45°

863872-4

22,00 x 5,50 x 112,50 x 45°

## 69,000 mm

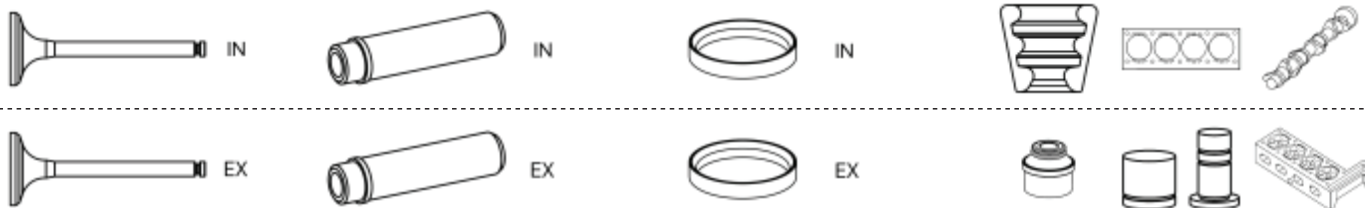
7

D4D760 ,

863880-4

23,50 x 5,50 x 101,70 x 30°





## 69,000 mm

8

D7F 700 , D7F 701 , D7F 702 , D7F 703 , D7F 704 , D7F 706 , D7F 710 , D7F 720 , D7F 722 , D7F 726 , D7F 730 , D7F 744 , D7F 746 , D7F 764 , D7F 766 , D7F 800 ,

853800-4

33,00 x 6,00 x 106,70 x 30°

863801-4

30,00 x 6,00 x 106,70 x 45°

## 69,000 mm

9

D7F 708 ,

863801-4

30,00 x 6,00 x 106,70 x 45°

## 70,000 mm

10

688 711 , 688 712 , 688 713 ,

863809-4

29,00 x 7,00 x 88,90 x 45°

## 70,000 mm

11

688 13 , 688.06 , 688.09 , 688.11 , 688.12 , C1E 688 ,

883820-4

K-7

11,14 x 7,00 x 41,50 | IN | EX

## 70,000 mm

12

688 02 , 688.01 , 688.10 , C1E 700 , C1E 714 , C1E 715 , C1E 718 , C1E 719 , C1E 720 , C1E 726 , C1E 750 , C1E 752 , C1E 754 , C1E 756 , C1E 760 , C1E 762 , C1E 764 , C1E 792 ,

883820-4

K-7

11,14 x 7,00 x 41,50 | IN | EX

863809-4

29,00 x 7,00 x 88,90 x 45°

## 71,500 mm

13

C1G 700 , C1G 702 , C1G 710 , C1G 720 , C1G 722 , C1G 726 , C1G 730 ,

883820-4

K-7

11,14 x 7,00 x 41,50 | IN | EX

863809-4

29,00 x 7,00 x 88,90 x 45°

## 72,200 mm

14

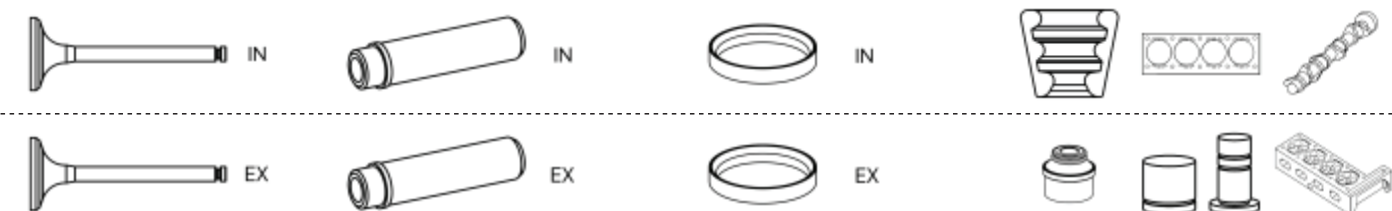
H4B 400 , H4B 401 , H4B 408 , H5F 400 , H5F 403 , H5F 404 , H5F 408 , H5F 412 ,

853879-4

26,50 x 5,50 x 100,80 x 45°

863880-4

23,50 x 5,50 x 101,70 x 30°



**72,200 mm** **15**  
 H4B 410 , H5F 402 ,

**863880-4**  
 23,50 x 5,50 x 101,70 x 30°

**73,000 mm** **16**  
 810 719 , 810 725 , 810 726 , 810 729 , 810-02/97 , 810.01 , 810.02 , 810.03 , 810.05 , 810.06 ,

**883820-4** **K-7**  
 11,14 x 7,00 x 41,50 | IN | EX

**863809-4**  
 29,00 x 7,00 x 88,90 x 45°

**73,000 mm** **17**  
 810.10 , 810.19 , 810.25 , 810.26 , 810.29 ,

**883820-4** **K-7**  
 11,14 x 7,00 x 41,50 | IN | EX

**74,000 mm** **18**  
 C3G 700 , C3G 702 , C3G 710 , C3G 712 , C3G 720 ,

**883820-4** **K-7**  
 11,14 x 7,00 x 41,50 | IN | EX

**863809-4**  
 29,00 x 7,00 x 88,90 x 45°

**74,000 mm** **19**  
 C3G 750 ,

**883820-4** **K-7**  
 11,14 x 7,00 x 41,50 | IN | EX

**75,800 mm** **20**  
 C3J 710 , C3J 760 , C3J 762 ,

**853825-4** **883820-4** **K-7**  
 37,50 x 7,00 x 107,80 x 30° 11,14 x 7,00 x 41,50 | IN | EX

**863809-4**  
 29,00 x 7,00 x 88,90 x 45°

**863826-4**  
 33,60 x 7,00 x 107,50 x 45°

**75,800 mm** **21**  
 E5F 710 , E5F 716 , E6J 700 , E6J 701 , E6J 706 , E6J 712 , E6J 713 , E6J 718 , E6J 734 , E6J 760 , E7F 700 , E7F 704 , E7F 706 , E7F 708 , E7F 730 , E7F 750 ,  
 E7J 601 , E7J 624 , E7J 626 , E7J 634 , E7J 635 , E7J 700 , E7J 706 , E7J 707 , E7J 710 , E7J 711 , E7J 718 , E7J 719 , E7J 720 , E7J 724 , E7J 726 , E7J 728 ,  
 E7J 742 , E7J 745 , E7J 754 , E7J 756 , E7J 757 , E7J 764 , E7J 770 , E7J 771 , E7J 773 , E7J 780 , K7J 700 , K7J 701 ,

**853825-4** **K-7**  
 37,50 x 7,00 x 107,80 x 30°

**863826-4** **915001-8**  
 33,60 x 7,00 x 107,50 x 45° Ø 7,00



## 75,800 mm

22

E6J 738 ,

853825-4

K-7

37,50 x 7,00 x 107,80 x 30°

863826-4

915001-8

974001-8

33,60 x 7,00 x 107,50 x 45°

Ø 7,00

Hydro

## 76,000 mm

23

K9K 276 , K9K 500 , K9K 608 , K9K 609 , K9K 612 , K9K 626 , K9K 628 , K9K 629 , K9K 636 , K9K 646 , K9K 647 , K9K 656 , K9K 657 , K9K 658 , K9K 667 , K9K 706 , K9K 708 , K9K 714 , K9K 716 , K9K 718 , K9K 724 , K9K 732 , K9K 734 , K9K 740 , K9K 760 , K9K 762 , K9K 764 , K9K 766 , K9K 768 , K9K 770 , K9K 772 , K9K 774 , K9K 780 , K9K 782 , K9K 792 , K9K 796 , K9K 800 , K9K 802 , K9K 804 , K9K 806 , K9K 808 , K9K 812 , K9K 816 , K9K 820 , K9K 826 , K9K 830 , K9K 832 , K9K 834 , K9K 836 , K9K 837 , K9K 838 , K9K 840 , K9K 846 , K9K 856 , K9K 858 , K9K 872 , K9K 873 , K9K 884 , K9K 892 , K9K 896 , K9K 898 ,

853867-4

M-6

33,50 x 6,00 x 101,90 x 45°

863868-4

915097-8

29,00 x 6,00 x 100,80 x 45°

Ø 6,00

## 76,000 mm

24

K9K 700 , K9K 702 , K9K 704 , K9K 710 , K9K 712 , K9K 722 , K9K 728 , K9K 729 , K9K 750 , K9K 752 , K9K 790 , K9K 794 ,

853867-4

M-6

33,50 x 6,00 x 101,90 x 45°

863868-4

915097-8

483801-1

29,00 x 6,00 x 100,80 x 45°

Ø 6,00

## 76,000 mm

25

847 725 ,

863809-4

29,00 x 7,00 x 88,90 x 45°

## 76,000 mm

26

847 700 , 847 701 , 847 720 , 847 722 , C1J 700 , C1J 715 , C1J 742 , C1J 760 , C1J 764 , C1J 768 , C1J 770 , C1J 780 , C1J 782 , C1J 784 , C1J 788 , C1J 792 , C1J 796 , C2J 700 , C2J 717 , C2J 718 , C2J 720 , C2J 730 , C2J 755 , C2J 757 , C2J 760 , C2J 766 , C2J 767 , C2J 768 , C2J 770 , C2J 772 , C2J 776 , C2J 780 , C2J 781 , C2J 782 , C2J 784 , C2J 788 , C2J 789 , C2J 798 ,

883820-4

K-7

11,14 x 7,00 x 41,50 | IN | EX

863809-4

29,00 x 7,00 x 88,90 x 45°

## 76,000 mm

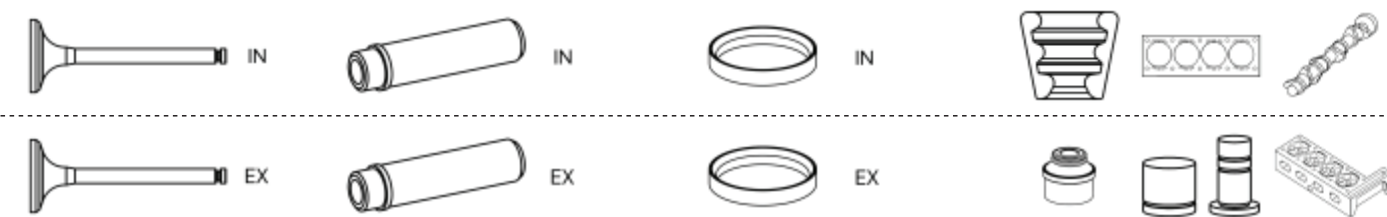
27

C1J 791 , C2J 713 , C2J 792 , C2J 794 , C2J 796 , C2J 797 ,

883820-4

K-7

11,14 x 7,00 x 41,50 | IN | EX



<b>76,000 mm</b>	<b>28</b>
------------------	-----------

C3J 700 , C3J 702 ,

<b>853825-4</b>	<b>883820-4</b>	<b>K-7</b>
-----------------	-----------------	------------

37,50 x 7,00 x 107,80 x 30°    11,14 x 7,00 x 41,50 | IN | EX

<b>863809-4</b>		
-----------------	--	--

29,00 x 7,00 x 88,90 x 45°

<b>863826-4</b>		
-----------------	--	--

33,60 x 7,00 x 107,50 x 45°

<b>76,000 mm</b>	<b>29</b>
------------------	-----------

C3J 756 ,

<b>853825-4</b>	<b>883820-4</b>	<b>K-7</b>
-----------------	-----------------	------------

37,50 x 7,00 x 107,80 x 30°    11,14 x 7,00 x 41,50 | IN | EX

<b>863826-4</b>		
-----------------	--	--

33,60 x 7,00 x 107,50 x 45°

<b>76,000 mm</b>	<b>30</b>
------------------	-----------

K9K 422 , K9K 502 , K9K 638 , K9K 648 , K9K 649 , K9K 674 , K9K 675 , K9K 676 , K9K 677 , K9K 678 , K9K 849 , K9K 854 , K9K 862 , K9K 876 , K9K 877 , K9K F 830 , K9K G 724 ,

	<b>915097-8</b>	
--	-----------------	--

Ø 6,00

<b>76,000 mm</b>	<b>31</b>
------------------	-----------

K9K P 732 ,

<b>853867-4</b>		<b>M-6</b>
-----------------	--	------------

33,50 x 6,00 x 101,90 x 45°

	<b>915097-8</b>	
--	-----------------	--

Ø 6,00

<b>78,000 mm</b>	<b>32</b>
------------------	-----------

F8M 700 , F8M 720 , F8M 730 , F8M 736 , F8M 760 ,

<b>853841-4</b>		<b>K-8</b>
-----------------	--	------------

36,10 x 8,00 x 111,70 x 30°

<b>863823-4</b>		
-----------------	--	--

31,60 x 8,00 x 111,30 x 45°

<b>79,000 mm</b>	<b>33</b>
------------------	-----------

841 717 , 841 725 , 841 726 , 843 723 , 843 724 , A2M 723 , A6M 725 , A6M 726 ,

<b>853819-4</b>		
-----------------	--	--

39,00 x 8,00 x 111,00 x 45°

<b>79,500 mm</b>	<b>34</b>
------------------	-----------

K4M 606 , K4M 616 , K4M 690 , K4M 694 , K4M 752 ,

<b>853849-4</b>		
-----------------	--	--

32,70 x 5,50 x 109,25 x 45°

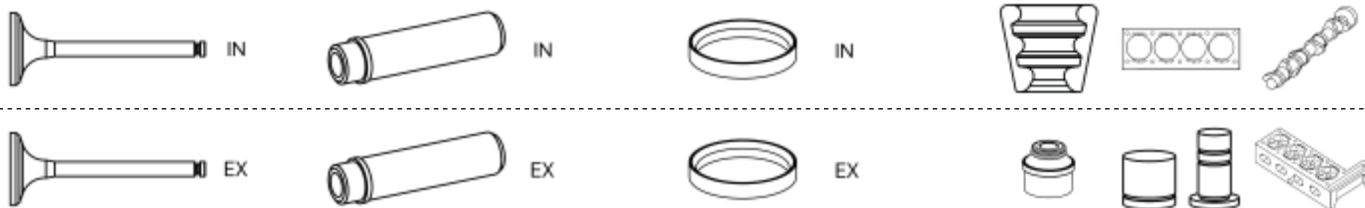
<b>863850-4</b>		<b>973802-8</b>
-----------------	--	-----------------

28,10 x 5,50 x 107,55 x 45°

Hydro

<b>863880-4</b>		
-----------------	--	--

23,50 x 5,50 x 101,70 x 30°



## 79,500 mm

**35**

K4J 700, K4J 710, K4J 711, K4J 712, K4J 713, K4J 714, K4J 715, K4J 730, K4J 732, K4J 740, K4J 750, K4J 770, K4J 780, K4M 696, K4M 697, K4M 698, K4M 700, K4M 701, K4M 704, K4M 706, K4M 707, K4M 708, K4M 709, K4M 710, K4M 711, K4M 712, K4M 714, K4M 716, K4M 720, K4M 724, K4M 730, K4M 732, K4M 734, K4M 736, K4M 740, K4M 742, K4M 743, K4M 744, K4M 745, K4M 746, K4M 748, K4M 750, K4M 753, K4M 754, K4M 760, K4M 761, K4M 762, K4M 764, K4M 766, K4M 768, K4M 776, K4M 782, K4M 788, K4M 790, K4M 791, K4M 792, K4M 794, K4M 800, K4M 801, K4M 804, K4M 812, K4M 813, K4M 824, K4M 830, K4M 831, K4M 834, K4M 838, K4M 839, K4M 842, K4M 848, K4M 850, K4M 854, K4M 856, K4M 858, K4M 862, K4M 866,

**853849-4**

32,70 x 5,50 x 109,25 x 45°

**863850-4**

28,10 x 5,50 x 107,55 x 45°

**973802-8**

Hydro

## 79,500 mm

**36**

K7M 690, K7M 714, K7M 734, K7M 764, K7M 812,

**915001-8**

Ø 7,00

## 79,500 mm

**37**

K4J 718, K4M 718, K4M 780, K4M 8 788, K4M 845,

**853849-4**

32,70 x 5,50 x 109,25 x 45°

**863850-4**

28,10 x 5,50 x 107,55 x 45°

## 79,500 mm

**38**

K4M 490, K4M 646, K4M 835, K4M 9 766, K4M C 812, K4M C 813, K4M D 812, K4M P 848,

**973802-8**

Hydro

## 79,500 mm

**39**

K7J 714, K7M 702, K7M 703, K7M 710, K7M 790,

**853825-4**

37,50 x 7,00 x 107,80 x 30°

**K-7****863826-4**

33,60 x 7,00 x 107,50 x 45°

**915001-8**

Ø 7,00

**973802-8**

Hydro

## 79,500 mm

**40**

K7J 710, K7M 704, K7M 718, K7M 720, K7M 732, K7M 744, K7M 745, K7M 746, K7M 750,

**853825-4**

37,50 x 7,00 x 107,80 x 30°

**K-7****863826-4**

33,60 x 7,00 x 107,50 x 45°

**915001-8**

Ø 7,00

## 80,000 mm

**41**

F8Q 600, F8Q 606,

**853814-4**

35,15 x 8,00 x 110,00 x 45°

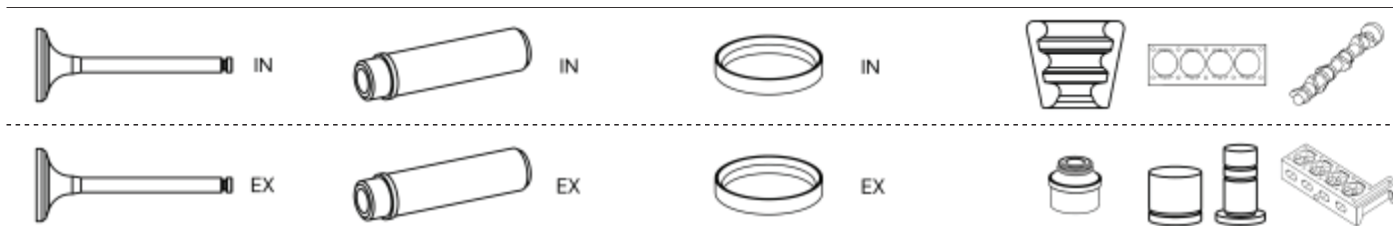
**K-8****903805-1****853841-4**

36,10 x 8,00 x 111,70 x 30°

**863878-4**

31,40 x 8,00 x 109,70 x 45°

**483803-1**



<b>80,000 mm</b>	<b>42</b>
------------------	-----------

F8Q 630 ,

<b>853843-4</b>	<b>K-8</b>	<b>903805-1</b>
-----------------	------------	-----------------

35,20 x 8,00 x 111,60 x 45°

<b>863823-4</b>	<b>483803-1</b>
-----------------	-----------------

31,60 x 8,00 x 111,30 x 45°

<b>80,000 mm</b>	<b>43</b>
------------------	-----------

F8Q 636 , F8Q 644 , F8Q 648 ,

	<b>K-8</b>	<b>903805-1</b>
--	------------	-----------------

<b>80,000 mm</b>	<b>44</b>
------------------	-----------

F8Q 784 ,

<b>853841-4</b>	<b>K-8</b>	<b>903805-1</b>
-----------------	------------	-----------------

36,10 x 8,00 x 111,70 x 30°

	<b>483802-1</b>
--	-----------------

<b>80,000 mm</b>	<b>45</b>
------------------	-----------

F8Q 610 ,

<b>853841-4</b>	<b>K-8</b>	<b>903803-1</b>
-----------------	------------	-----------------

36,10 x 8,00 x 111,70 x 30°

<b>853843-4</b>	<b>903805-1</b>
-----------------	-----------------

35,20 x 8,00 x 111,60 x 45°

<b>863823-4</b>	<b>483802-1</b>
-----------------	-----------------

31,60 x 8,00 x 111,30 x 45°

<b>80,000 mm</b>	<b>46</b>
------------------	-----------

F8Q 620 ,

<b>853814-4</b>	<b>K-8</b>	<b>903803-1</b>
-----------------	------------	-----------------

35,15 x 8,00 x 110,00 x 45°

<b>863878-4</b>	
-----------------	--

31,40 x 8,00 x 109,70 x 45°

<b>80,000 mm</b>	<b>47</b>
------------------	-----------

F8Q 622 ,

<b>853841-4</b>	<b>K-8</b>	<b>903803-1</b>
-----------------	------------	-----------------

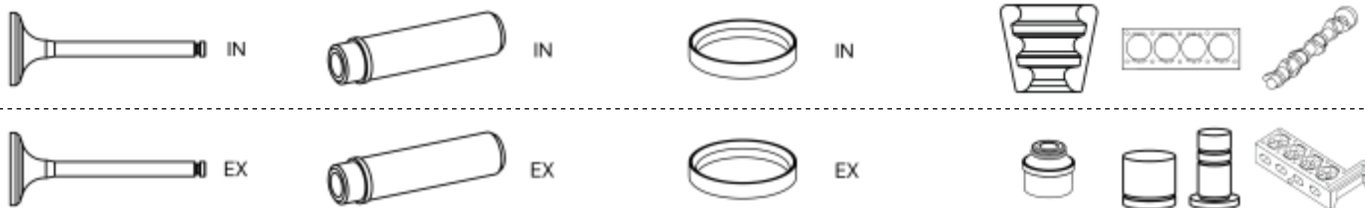
36,10 x 8,00 x 111,70 x 30°

	<b>903805-1</b>
--	-----------------

	<b>483803-1</b>
--	-----------------

<b>863823-4</b>	
-----------------	--

31,60 x 8,00 x 111,30 x 45°



## 80,000 mm

48

F8Q 624 ,

**853814-4**

K-8

903803-1

35,15 x 8,00 x 110,00 x 45°

**853841-4**

903805-1

36,10 x 8,00 x 111,70 x 30°

**863878-4**

31,40 x 8,00 x 109,70 x 45°

## 80,000 mm

49

F8Q 632 ,

**853814-4**

K-8

903805-1

35,15 x 8,00 x 110,00 x 45°

**853841-4**

36,10 x 8,00 x 111,70 x 30°

**853843-4**

35,20 x 8,00 x 111,60 x 45°

**863823-4**

483803-1

31,60 x 8,00 x 111,30 x 45°

**863878-4**

31,40 x 8,00 x 109,70 x 45°

## 80,000 mm

50

F8Q 640 , F8Q 682 ,

**853814-4**

K-8

903803-1

35,15 x 8,00 x 110,00 x 45°

**853841-4**

36,10 x 8,00 x 111,70 x 30°

**853843-4**

35,20 x 8,00 x 111,60 x 45°

**863823-4**

31,60 x 8,00 x 111,30 x 45°

**863878-4**

31,40 x 8,00 x 109,70 x 45°

## 80,000 mm

51

F8Q 646 , F8Q 676 , F8Q 680 , F8Q 684 , F8Q 696 ,

K-8

903803-1

## 80,000 mm

52

F8Q 662 ,

**853814-4**

K-8

903805-1

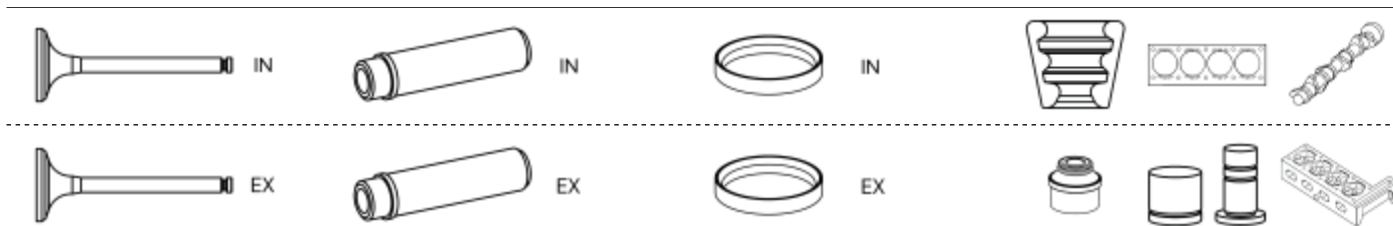
35,15 x 8,00 x 110,00 x 45°

**863878-4**

483803-1

31,40 x 8,00 x 109,70 x 45°





<b>80,000 mm</b>	<b>53</b>
------------------	-----------

F8Q 678 ,

<b>853841-4</b>	<b>K-8</b>	<b>903803-1</b>
36,10 x 8,00 x 111,70 x 30°		
<b>903805-1</b>		

<b>863823-4</b>
31,60 x 8,00 x 111,30 x 45°

<b>80,000 mm</b>	<b>54</b>
------------------	-----------

F8Q 706 , F8Q 730 ,

<b>853841-4</b>	<b>K-8</b>	<b>903803-1</b>
36,10 x 8,00 x 111,70 x 30°		
<b>853843-4</b>		
35,20 x 8,00 x 111,60 x 45°		

<b>863823-4</b>
31,60 x 8,00 x 111,30 x 45°

<b>80,000 mm</b>	<b>55</b>
------------------	-----------

F8Q 710 ,

<b>853841-4</b>	<b>K-8</b>	<b>903803-1</b>
36,10 x 8,00 x 111,70 x 30°		

<b>863823-4</b>
31,60 x 8,00 x 111,30 x 45°

<b>80,000 mm</b>	<b>56</b>
------------------	-----------

F8Q 714 ,

<b>853841-4</b>	<b>K-8</b>	<b>903803-1</b>
36,10 x 8,00 x 111,70 x 30°		

<b>863823-4</b>	<b>483802-1</b>
31,60 x 8,00 x 111,30 x 45°	

<b>80,000 mm</b>	<b>57</b>
------------------	-----------

F8Q 722 , F8Q 724 , F8Q 774 , F8Q 776 ,

<b>853814-4</b>	<b>K-8</b>	<b>903803-1</b>
35,15 x 8,00 x 110,00 x 45°		

<b>853841-4</b>		
36,10 x 8,00 x 111,70 x 30°		
<b>853843-4</b>		
35,20 x 8,00 x 111,60 x 45°		

<b>863823-4</b>	<b>483802-1</b>	
31,60 x 8,00 x 111,30 x 45°		
<b>863878-4</b>		
31,40 x 8,00 x 109,70 x 45°		



## 80,000 mm

58

F8Q 732 , F8Q 742 , F8Q 764 ,

853841-4

K-8

903803-1

36,10 x 8,00 x 111,70 x 30°

853843-4

35,20 x 8,00 x 111,60 x 45°

863823-4

483802-1

31,60 x 8,00 x 111,30 x 45°

## 80,000 mm

59

F8Q 740 ,

K-8

903805-1

863823-4

31,60 x 8,00 x 111,30 x 45°

## 80,000 mm

60

F8Q 744 ,

853843-4

K-8

903805-1

35,20 x 8,00 x 111,60 x 45°

863823-4

31,60 x 8,00 x 111,30 x 45°

## 80,000 mm

61

F8Q 748 , F8Q 754 ,

903805-1

## 80,000 mm

62

F8Q 768 ,

853841-4

K-8

903805-1

36,10 x 8,00 x 111,70 x 30°

853843-4

35,20 x 8,00 x 111,60 x 45°

863823-4

483802-1

31,60 x 8,00 x 111,30 x 45°

## 80,000 mm

63

F8Q 785 ,

K-8

## 80,000 mm

64

F8Q 786 ,

853841-4

K-8

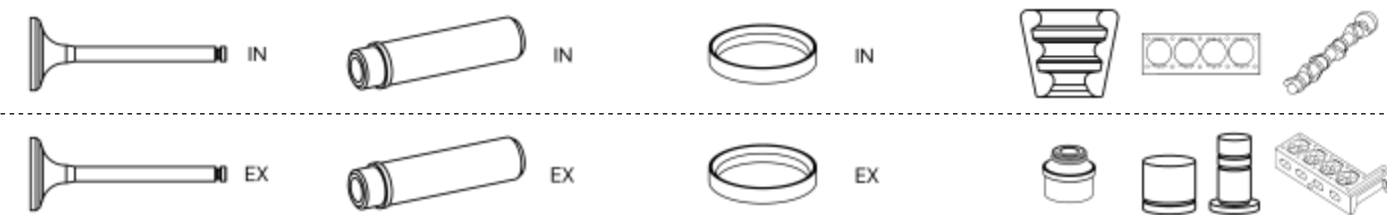
903805-1

36,10 x 8,00 x 111,70 x 30°

863823-4

483802-1

31,60 x 8,00 x 111,30 x 45°



**80,000 mm** **65**

F8Q 788 , K-8 903805-1

483803-1

**80,000 mm** **66**

F8Q 790 , K-8 903803-1

903805-1

863823-4 483803-1

31,60 x 8,00 x 111,30 x 45°

**80,000 mm** **67**

F9Q 650 , F9Q 664 , F9Q 670 , F9Q 674 , F9Q 680 , F9Q 710 , F9Q 716 , F9Q 717 , F9Q 718 , F9Q 722 , F9Q 730 , F9Q 731 , F9Q 732 , F9Q 733 , F9Q 734 , F9Q 736 , F9Q 738 , F9Q 740 , F9Q 744 , F9Q 748 , F9Q 750 , F9Q 752 , F9Q 754 , F9Q 756 , F9Q 758 , F9Q 759 , F9Q 760 , F9Q 762 , F9Q 770 , F9Q 772 , F9Q 774 , F9Q 780 , F9Q 782 , F9Q 790 , F9Q 800 , F9Q 803 , F9Q 804 , F9Q 808 , F9Q 812 , F9Q 816 , F9Q 818 , F9Q 820 , F9Q 826 , F9Q E 804 , F9Q EE 804 ,

853803-4 K-7  
 35,30 x 7,00 x 111,00 x 45° 883803-4  
 12,06 x 7,00 x 38,30 | IN | EX

863804-4 915001-8  
 32,70 x 7,00 x 110,80 x 45° Ø 7,00

**80,000 mm** **68**

F9Q 746 , F9Q 751 , K-7

853803-4 883803-4  
 35,30 x 7,00 x 111,00 x 45° 12,06 x 7,00 x 38,30 | IN | EX

863804-4  
 32,70 x 7,00 x 110,80 x 45°

**80,000 mm** **69**

F9Q 796 , F9Q 870 , F9Q 872 , F9Q J 804 , F9Q N 870 , F9Q P 872 ,

915001-8  
 Ø 7,00

**80,000 mm** **70**

R9M 402 , R9M 404 , R9M 408 , R9M 409 , R9M 413 , R9M 414 , R9M 450 , R9M 452 , R9M 453 ,

853873-4 M-6

23,50 x 6,00 x 104,10 x 45°

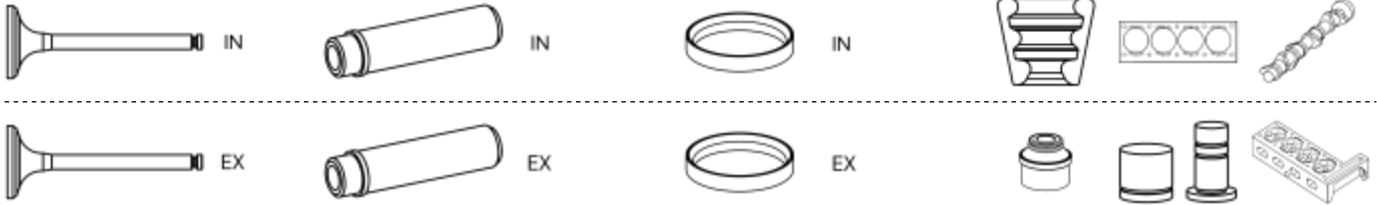
863874-4 915097-8  
 23,40 x 6,00 x 104,10 x 45° Ø 6,00

**80,000 mm** **71**

R9M 415 , R9N 400 , R9N 401 ,

853873-4

23,50 x 6,00 x 104,10 x 45° 915097-8  
Ø 6,00



## 81,000 mm

72

F1N 720 , F1N 722 , F1N 724 , F2N 710 , F2N 712 , F2N 732 , F2R 702 , F3N 718 , F3N 740 , F3N 741 , F3N 742 , F3N 746 ,

853827-4

K-8

38,10 x 8,00 x 111,50 x 30°

## 81,000 mm

73

F2N 700 , F2N 704 , F2N 708 , F2N 711 , F2N 716 , F2N 720 , F2N 721 , F2N 722 , F2N 724 , F2N 726 , F2N 727 , F2N 728 , F2N 730 , F2N 740 , F2N 742 , F2N 750 , F2N 752 , F2N 753 , F2N 754 , F2N 758 , F2N 770 , F2N 783 , F2N 786 , F2N 796 , F2N 797 , F2N 798 , F3N 702 , F3N 708 , F3N 716 , F3N 717 , F3N 722 , F3N 723 , F3N 726 , F3N 743 ,

K-8

## 82,000 mm

74

F7P 700 , F7P 720 , F7P 722 ,

K-7

915001-8

Ø 7,00

## 82,000 mm

75

F7P 702 ,

915001-8

Ø 7,00

## 82,000 mm

76

F7P 704 ,

K-7

915001-8

Ø 7,00

974001-8

Hydro

## 82,700 mm

77

F4R 720 , F4R 722 , F4R 820 ,

853863-4

33,50 x 5,50 x 110,10 x 45°

863864-4

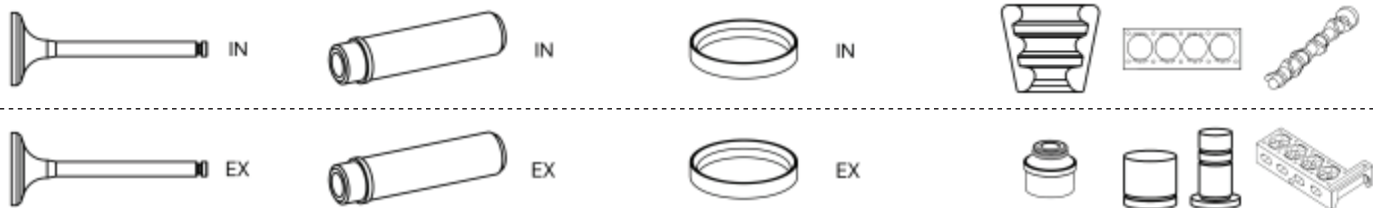
29,00 x 5,50 x 108,90 x 45°

863880-4

23,50 x 5,50 x 101,70 x 30°

973802-8

Hydro



## 82,700 mm

78

F3P 670 , F3P 674 , F3P 676 , F3R 750 ,

**853808-4**

K-8

40,00 x 8,00 x 115,50 x 45°

**853823-4**

40,20 x 8,00 x 107,00 x 45°

**863803-4**

32,65 x 8,00 x 115,35 x 45°

**863824-4**

32,62 x 8,00 x 106,92 x 45°

## 82,700 mm

79

F3P 678 ,

**853808-4**

K-8

40,00 x 8,00 x 115,50 x 45°

**853823-4**

40,20 x 8,00 x 107,00 x 45°

**863824-4**

32,62 x 8,00 x 106,92 x 45°

## 82,700 mm

80

F3P 682 , F3P 700 , F3P 704 , F3P 705 , F3P 706 , F3P 707 , F3P 708 , F3P 710 , F3P 712 , F3P 714 , F3P 720 , F3P 724 , F3P 754 , F3P 755 , F3P 758 , F3P 760 , F3P 764 , F3P 765 , F3R 611 , F3R 722 , F3R 723 , F3R 742 , F3R 751 , F3R 752 , F3R 769 , F3R 791 , F3R 796 , F3R 797 , F3R 798 ,

**853823-4**

K-8

40,20 x 8,00 x 107,00 x 45°

**863824-4**

32,62 x 8,00 x 106,92 x 45°

## 82,700 mm

81

F3R 728 , F3R 729 ,

**853808-4**

K-8

40,00 x 8,00 x 115,50 x 45°

**863803-4**

32,65 x 8,00 x 115,35 x 45°

## 82,700 mm

82

F3R 768 ,

**853808-4**

K-8

40,00 x 8,00 x 115,50 x 45°

## 82,700 mm

83

F4P 720 , F4P 722 , F4P 760 ,

**853849-4**

32,70 x 5,50 x 109,25 x 45°

**853863-4**

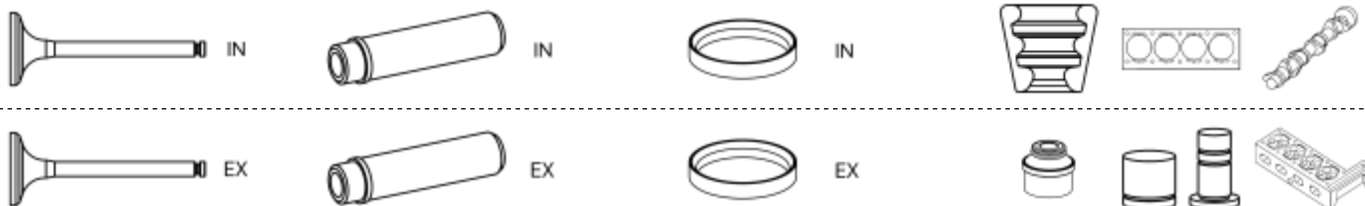
33,50 x 5,50 x 110,10 x 45°

**863864-4**

29,00 x 5,50 x 108,90 x 45°

**973802-8**

Hydro



**82,700 mm**

**84**

F4R 400 , F4R 402 , F4R 403 , F4R 404 , F4R 405 , F4R 408 , F4R 412 , F4R 416 ,

**853863-4**

33,50 x 5,50 x 110,10 x 45°

**863864-4**

29,00 x 5,50 x 108,90 x 45°

**915097-8**

Ø 6,00

**973802-8**

Hydro

**82,700 mm**

**85**

F4R 410 ,

**853863-4**

33,50 x 5,50 x 110,10 x 45°

**863864-4**

29,00 x 5,50 x 108,90 x 45°

**915097-8**

Ø 6,00

**82,700 mm**

**86**

F4R 414 , F4R 418 , F4R 420 ,

**915097-8**

Ø 6,00

**82,700 mm**

**87**

F4P 770 , F4P 771 , F4P 772 , F4P 773 , F4P 774 , F4P 775 , F4R 700 , F4R 701 , F4R 712 , F4R 713 , F4R 714 , F4R 715 , F4R 730 , F4R 732 , F4R 736 , F4R 738 , F4R 740 , F4R 741 , F4R 744 , F4R 746 , F4R 747 , F4R 760 , F4R 761 , F4R 762 , F4R 763 , F4R 764 , F4R 765 , F4R 766 , F4R 767 , F4R 770 , F4R 771 , F4R 774 , F4R 776 , F4R 780 , F4R 784 , F4R 786 , F4R 787 , F4R 790 , F4R 791 , F4R 792 , F4R 794 , F4R 795 , F4R 796 , F4R 797 , F4R 800 , F4R 811 , F4R 830 , F4R 867 , F4R 870 , F4R 872 , F4R 874 , F4R 886 , F4R 887 , F4R 896 , F4R 897 , F4Rt 774 , F4Rt 811 ,

**853863-4**

33,50 x 5,50 x 110,10 x 45°

**863864-4**

29,00 x 5,50 x 108,90 x 45°

**973802-8**

Hydro

**82,700 mm**

**88**

F4R 832 , F4Rt 800 ,

**853863-4**

33,50 x 5,50 x 110,10 x 45°

**863864-4**

29,00 x 5,50 x 108,90 x 45°

**82,700 mm**

**89**

F5R 700 , F5R 701 , F5R 740 ,

**973802-8**

Hydro

**82,700 mm**

**90**

F7R 700 , F7R 710 , F7R 714 ,

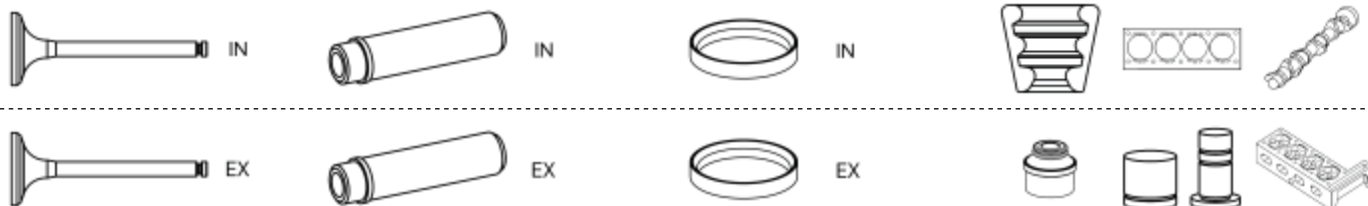
**K-7**

**915001-8**

Ø 7,00

**974001-8**

Hydro



**82,700 mm**

**91**

F7R 712 ,

K-7

**82,700 mm**

**92**

F7R 720 ,

K-7

974001-8

Hydro

**83,000 mm**

**93**

N7Q 700 , N7Q 704 , N7Q 710 , N7Q 711 ,

855135-5

885104-4

M-7

31,00 x 7,00 x 104,10 x 45°

11,99 x 7,00 x 45,00 | IN | EX

865134-5

915001-8

27,00 x 7,00 x 103,30 x 45°

Ø 7,00

**83,000 mm**

**94**

N7U 700 , N7U 701 ,

915001-8

Ø 7,00

**84,000 mm**

**95**

M9R 692 ,

883811-4

11,05 x 6,00 x 42,40 | IN | EX

863810-4

973801-8

26,00 x 6,00 x 103,80 x 45°

Hydro

**84,000 mm**

**96**

M4R 700 , M4R 701 , M4R 704 ,

973802-8

Hydro

**84,000 mm**

**97**

M9R 610 , M9R 615 , M9R 630 , M9R 700 , M9R 721 , M9R 722 , M9R 724 , M9R 740 , M9R 742 , M9R 744 , M9R 746 , M9R 748 , M9R 750 , M9R 760 , M9R 761 , M9R 762 , M9R 763 , M9R 780 , M9R 782 , M9R 786 , M9R 800 , M9R 802 , M9R 804 , M9R 805 , M9R 806 , M9R 809 , M9R 812 , M9R 814 , M9R 815 , M9R 816 , M9R 817 , M9R 820 , M9R 824 , M9R 828 , M9R 832 , M9R 833 , M9R 844 , M9R 845 , M9R 846 , M9R 849 , M9R 854 , M9R 855 , M9R 856 , M9R 857 , M9R 858 , M9R 859 , M9R 862 , M9R 864 , M9R 865 , M9R 866 ,

853809-4

883811-4

M-6

27,70 x 6,00 x 103,95 x 45°

11,05 x 6,00 x 42,40 | IN | EX

863810-4

973801-8

26,00 x 6,00 x 103,80 x 45°

Hydro





**84,000 mm**

**98**

M9R 754 , M9R 756 ,

973801-8

Hydro

**84,000 mm**

**99**

M9R 784 , M9R 788 , M9R 830 ,

853809-4

M-6

27,70 x 6,00 x 103,95 x 45°

863810-4

973801-8

26,00 x 6,00 x 103,80 x 45°

Hydro

**84,000 mm**

**100**

M9R 834 , M9R 835 , M9R 836 , M9R 838 , M9R 850 ,

853809-4

M-6

27,70 x 6,00 x 103,95 x 45°

863810-4

26,00 x 6,00 x 103,80 x 45°

**84,000 mm**

**101**

M9R A 700 , M9R B 610 , M9R B 721 , M9R C 613 , M9R C 615 , M9R C 830 , M9R G 832 , M9Ra 742 , M9Rk 800 ,

883811-4

11,05 x 6,00 x 42,40 | IN | EX

**84,000 mm**

**102**

M9R 808 , M9Rk 802 , M9Rk 805 , M9Rk 816 ,

883811-4

11,05 x 6,00 x 42,40 | IN | EX

973801-8

Hydro

**85,000 mm**

**103**

M9T 870 , M9T 880 , M9T 890 , M9T 896 , M9T 898 ,

853809-4

883811-4

M-6

27,70 x 6,00 x 103,95 x 45°

11,05 x 6,00 x 42,40 | IN | EX

863810-4

26,00 x 6,00 x 103,80 x 45°

**85,000 mm**

**104**

M9T 670 , M9T 672 , M9T 676 , M9T 678 , M9T 680 , M9T 686 , M9T 690 , M9T 692 , M9T 694 , M9T 696 , M9T 698 , M9T 700 , M9T 702 , M9T 706 ,

853809-4

883811-4

M-6

27,70 x 6,00 x 103,95 x 45°

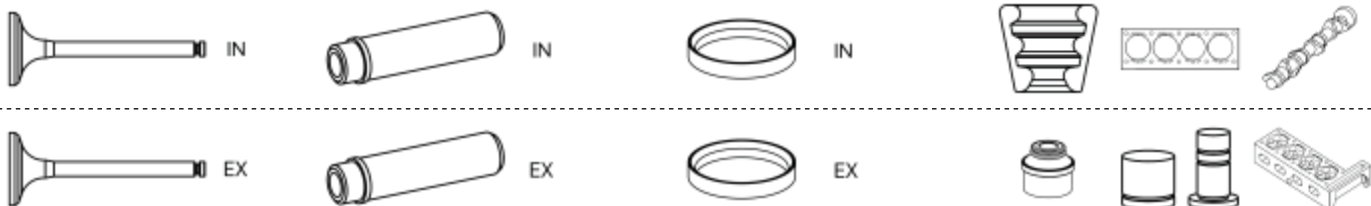
11,05 x 6,00 x 42,40 | IN | EX

863810-4

26,00 x 6,00 x 103,80 x 45°

973801-8

Hydro



## 85,000 mm

105

M9T 704, M9T 710, M9T 872, M9T 876, M9T 882,

853809-4

M-6

27,70 x 6,00 x 103,95 x 45°

863810-4

26,00 x 6,00 x 103,80 x 45°

## 86,000 mm

106

852 710, 852 720, 852 750, J8S 240, J8S 330, J8S 600, J8S 604, J8S 610, J8S 612, J8S 620, J8S 702, J8S 704, J8S 706, J8S 708, J8S 711, J8S 712, J8S 714, J8S 736, J8S 738, J8S 740, J8S 742, J8S 746, J8S 758, J8S 760, J8S 772, J8S 774, J8S 776, J8S 778, J8S 784, J8S 786, J8S 788, J8S 814, J8S 890,

853816-4

K-8

40,30 x 8,00 x 111,60 x 45°

## 87,000 mm

107

G8T 706, G8T 714, G8T 716, G8T 740, G8T 752, G8T 760, G8T 790, G8T 792, G8T 794,

853845-4

M-7

32,10 x 7,00 x 117,60 x 45°

915001-8

973715-8

Ø 7,00

Hydro

## 87,000 mm

108

G9T 600, G9T 605, G9T 606, G9T 607, G9T 642, G9T 645, G9T 700, G9T 702, G9T 703, G9T 706, G9T 707, G9T 710, G9T 712, G9T 720, G9T 722, G9T 742, G9T 743, G9T 750,

853801-4

883813-4

30,70 x 6,00 x 123,20 x 45°

11,04 x 6,00 x 50,00 | IN | EX

863802-4

915097-8

29,50 x 6,00 x 123,00 x 45°

Ø 6,00

## 87,000 mm

109

G9T 704, L7X 700, L7X 701, L7X 713, L7X 720, L7X 721, L7X 722, L7X 727, L7X 731, L7X 732, L7X 733, L7X 760, L7X 762,

915097-8

Ø 6,00

## 87,500 mm

110

P9X 701,

853801-4

30,70 x 6,00 x 123,20 x 45°

863802-4

29,50 x 6,00 x 123,00 x 45°

## 88,000 mm

111

112, 140, 144.01, 829 710, J5R 716, J5R 718, J5R 722, J5R 726, J5R 728, J6R 234, J6R 236, J6R 706, J6R 707, J6R 710, J6R 712, J6R 713, J6R 714, J6R 715, J6R 716, J6R 726, J6R 734, J6R 758, J6R 759, J6R 760, J6R 762, J6R 763, J6R 792, J6R 793, J7R 722, J7R 723, J7R 732, J7R 733, J7R 738, J7R 739, J7R 746, J7R 747, J7R 750, J7R 751, J7R 752, J7R 756, J7R 760, J7R 768, J7T 600, J7T 706, J7T 707, J7T 708, J7T 714, J7T 715, J7T 718, J7T 719, J7T 730, J7T 731, J7T 732, J7T 733, J7T 736, J7T 754, J7T 755, J7T 756, J7T 762, J7T 763, J7T 770, J7T 772, J7T 773, J7T 776, J7T 780, J7T 782, J7T 788, Z7V 709, Z7V 711,

K-8



**88,000 mm**

**112**

J7R 720 , J7R 721 , J7R 726 , J7R 740 , J7R 754 , J7T 760 ,

**K-8**

**915001-8**

Ø 7,00

**88,000 mm**

**113**

J7R 734 , J7R 735 , J7T 761 ,

**915001-8**

Ø 7,00

**89,000 mm**

**114**

G9U 630 , G9U 632 , G9U 650 , G9U 720 , G9U 724 , G9U 730 , G9U 750 , G9U 754 ,

**853801-4**

**883813-4**

30,70 x 6,00 x 123,20 x 45°

11,04 x 6,00 x 50,00 | IN | EX

**863802-4**

29,50 x 6,00 x 123,00 x 45°

**915097-8**

Ø 6,00

**91,000 mm**

**115**

Z7W 700 , Z7W 701 , Z7W 702 , Z7W 706 , Z7W 707 , Z7W 709 , Z7W 712 , Z7W 713 , Z7W 717 ,

**K-8**

**93,000 mm**

**116**

8140.07.2585 ,

**882059-4**

**R-8**

13,07 x 8,00 x 60,00 | IN | EX

**93,000 mm**

**117**

8140.07.2700 , 8140.07.3700 , 8140.61.2300 , 8140.61.240 ,

**852052-4**

**882059-4**

**R-8**

41,00 x 8,00 x 120,80 x 30°

13,07 x 8,00 x 60,00 | IN | EX

**862053-4**

34,50 x 8,00 x 122,00 x 45°

**93,000 mm**

**118**

8140-27 IDS , 8140-27 , 8140-47 , 8140.07.2530 ID , 8140.27.2512 , 8140.27.2560 , 8140.27.2565 IDS , 8140.27.2585 , 8140.47.2535 , 8140.67.2585 ,

**882059-4**

13,07 x 8,00 x 60,00 | IN | EX

**93,000 mm**

**119**

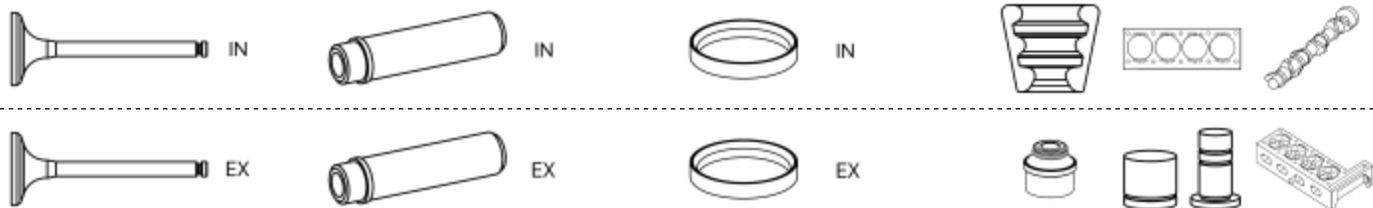
8140.21.235 , 8140.47.2530 IDR , 8140.47.2585 , 8140.47.2590 ,

**852052-4**

**882059-4**

41,00 x 8,00 x 120,80 x 30°

13,07 x 8,00 x 60,00 | IN | EX



## 93,000 mm

120

8140.27.2500 , 8140.27.2510 , 8140.27.2580 , 8140.27.2582 , 8140.27.2700 , 8140.47.2700 , 8140.47.2721 , 8140.47.2785 ,

**852052-4**

**882059-4**

R-8

41,00 x 8,00 x 120,80 x 30°

13,07 x 8,00 x 60,00 | IN | EX

**862053-4**

34,50 x 8,00 x 122,00 x 45°

**862092-4**

36,00 x 8,00 x 122,00 x 45°

## 93,000 mm

121

8140.27.2530 IDS ,

**852052-4**

R-8

41,00 x 8,00 x 120,80 x 30°

**862053-4**

34,50 x 8,00 x 122,00 x 45°

**862092-4**

36,00 x 8,00 x 122,00 x 45°

## 93,000 mm

122

8140.67.2500 , 8140.67.2550 , 8140.67.2580 ,

**852052-4**

R-8

41,00 x 8,00 x 120,80 x 30°

## 93,000 mm

123

8140.67.2510 , S8U 720 , S8U 722 , S8U 730 , S8U 731 , S8U 742 , S8U 748 , S8U 750 , S8U 752 , S8U 758 , S8U 762 , S8U 763 , S8U 770 , S8U 772 , S8U 780 , S8U 782 , S9U 700 , S9U 702 , S9U 704 , S9U 714 , S9U 740 ,

**852052-4**

**882059-4**

R-8

41,00 x 8,00 x 120,80 x 30°

13,07 x 8,00 x 60,00 | IN | EX

## 94,400 mm

124

8140.23.2585 , 8140.43.3700 ,

**852052-4**

**882059-4**

R-8

41,00 x 8,00 x 120,80 x 30°

13,07 x 8,00 x 60,00 | IN | EX

**862092-4**

36,00 x 8,00 x 122,00 x 45°

## 94,400 mm

125

S9W 700 , S9W 702 ,

**852052-4**

**882059-4**

R-8

41,00 x 8,00 x 120,80 x 30°

13,07 x 8,00 x 60,00 | IN | EX

## 94,400 mm

126

8140.23.2565 , 8140.43.2585 , 8140.43.C.2586 , 8140.43.S.2585 , 8140.43K ,

**852052-4**

**882059-4**

41,00 x 8,00 x 120,80 x 30°

13,07 x 8,00 x 60,00 | IN | EX



## 98,000 mm

127

712.01 , 712.03 , 712.04 ,

853859-6

45,80 x 10,00 x 140,20 x 30°

K-10

863860-6

39,10 x 10,00 x 140,00 x 45°

## 98,000 mm

128

712.02 ,

853859-6

45,80 x 10,00 x 140,20 x 30°

863860-6

39,10 x 10,00 x 140,00 x 45°

## 102,000 mm

129

720.08 ,

853859-6

45,80 x 10,00 x 140,20 x 30°

863860-6

39,10 x 10,00 x 140,00 x 45°

## 102,000 mm

130

MIDR 06.02.26 DU ,

853855-6

46,65 x 10,00 x 140,00 x 30°

K-10

863856-6

40,65 x 10,00 x 140,00 x 45°

## 102,000 mm

131

MIDR 06.02.26 I , MIDR 06.02.26 K , MIDR 06.02.26 L2 , MIDR 06.02.26 L , MIDR 06.02.26 M2 , MIDR 06.02.26 M ,

883860-6

16,04 x 10,00 x 78,00 | IN

883861-6

16,04 x 10,00 x 67,00 | EX

## 102,000 mm

132

798-20 , MIDR 06.02.12 , MIDS 06.02.12 D , MIDS 06.02.12 ,

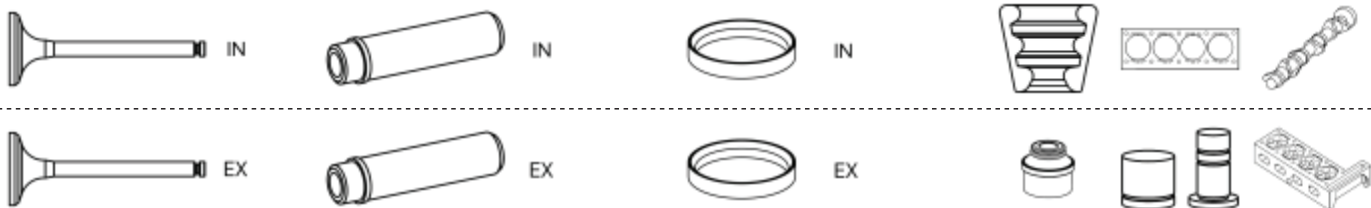
853859-6

45,80 x 10,00 x 140,20 x 30°

K-10

863860-6

39,10 x 10,00 x 140,00 x 45°



## 120,000 mm

133

MID 06.20.30 G , MIDR 06.20.30 , MIDR 06.20.45 BC , MIDR 06.20.45 C , MIDR 06.20.45 DD , MIDS 06.20.45 D , MIP 06.20.30 , MIPR 06.20.45 , MIPS 06.20.30 , MIPS 06.20.45 ,

**853857-6**

54,00 x 9,00 x 163,00 x 30°

**883862-6**

17,00 x 9,00 x 78,00 | IN

**863858-6**

48,20 x 9,00 x 163,00 x 45°

**883863-6**

17,50 x 9,00 x 78,00 | EX

**883867-6**

17,03 x 9,00 x 78,00 | EX

## 120,000 mm

134

MID 06.20.30 C , MIDR 06.20.30 A , MIPR 06.20.45 A ,

**853857-6**

54,00 x 9,00 x 163,00 x 30°

**863858-6**

48,20 x 9,00 x 163,00 x 45°

## 123,000 mm

135

DXi 11 330 , DXi 11 370 , DXi 11 440 , DXi 11 450 ,

**853869-2**

40,00 x 8,00 x 192,00 x 45°

**885142-6**

15,00 x 8,00 x 83,50 | IN | EX

**875163-6**

42,00 x 33,00 x 7,30 x 30° | IN

**M-8**

**863870-2**

38,00 x 8,00 x 192,60 x 30°

**875164-6**

40,04 x 31,20 x 6,40 x 30° | EX

## 123,000 mm

136

MIDR 06.23.56 ,

**853857-6**

54,00 x 9,00 x 163,00 x 30°

**863858-6**

48,20 x 9,00 x 163,00 x 45°

## 123,000 mm

137

MIDR 06.23.56 B/43 ,

**853857-6**

54,00 x 9,00 x 163,00 x 30°

**883862-6**

17,00 x 9,00 x 78,00 | IN

**863858-6**

48,20 x 9,00 x 163,00 x 45°

**883863-6**

17,50 x 9,00 x 78,00 | EX

**883867-6**

17,03 x 9,00 x 78,00 | EX

## 124,000 mm

138

MIDR 06.24.65 AB ,

**883865-6**

20,04 x 12,00 x 105,00 | EX



## 131,000 mm

139

DXi 13 440 , DXi 13 460 , DXi 13 480 , DXi 13 500 , DXi 13 520 ,

**855159-2**

42,00 x 8,00 x 192,00 x 25°

**885142-6**

15,00 x 8,00 x 83,50 | IN | EX

**875157-6**

45,08 x 33,80 x 7,50 x 25° | IN

**M-8**

**865160-2**

40,00 x 8,00 x 191,70 x 40°

**875158-6**

43,07 x 33,00 x 7,50 x 40° | EX

## 135,000 mm

140

MIDS 06.35.40 B , MIDS 06.35.40 E ,

**853865-2**

60,00 x 12,00 x 189,50 x 30°

**K-12**

**863866-2**

54,00 x 12,00 x 189,50 x 45°






**883865-6**

20,04 x 12,00 x 105,00 | EX










# RENAULT TRUCKS



			<b>ccm</b>		<b>kw</b>		<b>1 POS</b>
B Kasten 90	8140.21.235	04.86 - 09.90	2445	D	68 kW	1247	3
B Kasten 90	8140.21.235	04.86 - 09.90	2445	D	68 kW	1247	3
B Kasten 90	8140.27.2530 IDS	08.90 - 01.92	2499	D	71 kW	1247	4
B Kasten 90	8140.27.2530 IDS	08.90 - 01.92	2499	D	71 kW	1247	4
B Pritsche/Fahrgestell 2.8 DTi	8140.43.2585	04.84 - 06.99	2800	D	90 kW	1247	6
B Pritsche/Fahrgestell 90 4x4	8140.21.235	08.90 - 01.92	2445	D	68 kW	1247	3
B Pritsche/Fahrgestell 90 4x4	8140.21.235	08.90 - 01.92	2445	D	68 kW	1247	3
B Pritsche/Fahrgestell 90 4x4	8140.27.2530 IDS	08.90 - 01.92	2499	D	71 kW	1247	4
B Pritsche/Fahrgestell 90 4x4	8140.27.2530 IDS	08.90 - 01.92	2499	D	71 kW	1247	4
B Pritsche/Fahrgestell 90	8140.21.235	04.86 - 09.90	2445	D	68 kW	1247	3
B Pritsche/Fahrgestell 90	8140.21.235	04.86 - 09.90	2445	D	68 kW	1247	3
B Pritsche/Fahrgestell 90	8140.27.2530 IDS	08.90 - 01.92	2499	D	71 kW	1247	4
B Pritsche/Fahrgestell 90	8140.27.2530 IDS	08.90 - 01.92	2499	D	71 kW	1247	4
MASCOTT Kasten 110.35	8140.43.C.2586	01.99 - 10.10	2800	D	78 kW	1247	6
MASCOTT Kasten 110.35	8140.43.C.2586	01.99 - 10.10	2800	D	78 kW	1247	6
MASCOTT Kasten 110.50	8140.43.C.2586	01.99 - 06.04	2800	D	78 kW	1247	6
MASCOTT Kasten 110.50	8140.43.C.2586	01.99 - 06.04	2800	D	78 kW	1247	6
MASCOTT Kasten 110.55	8140.43.C.2586	01.99 - 06.04	2800	D	78 kW	1247	6
MASCOTT Kasten 110.55	8140.43.C.2586	01.99 - 06.04	2800	D	78 kW	1247	6
MASCOTT Kasten 130.35	8140.43.S.2585	01.99 - 06.04	2800	D	92 kW	1247	6
MASCOTT Kasten 130.35	8140.43.S.2585	01.99 - 06.04	2800	D	92 kW	1247	6
MASCOTT Kasten 130.55	8140.43.S.2585	01.99 - 06.04	2800	D	92 kW	1247	6
MASCOTT Kasten 130.55	8140.43.S.2585	01.99 - 06.04	2800	D	92 kW	1247	6
MASCOTT Kasten 140.35	8140.43K	01.01 - 06.04	2800	D	103 kW	1247	6
MASCOTT Kasten 140.35	8140.43K	01.01 - 06.04	2800	D	103 kW	1247	6
MASCOTT Kasten 140.55	8140.43K	01.01 - 06.04	2800	D	103 kW	1247	6
MASCOTT Kasten 140.55	8140.43K	01.01 - 06.04	2800	D	103 kW	1247	6
MASCOTT Pritsche/Fahrgestell 110	8140.43.C.2586	01.99 - 06.04	2800	D	78 kW	1247	6
MASCOTT Pritsche/Fahrgestell 110	8140.43.C.2586	01.99 - 06.04	2800	D	78 kW	1247	6
MASCOTT Pritsche/Fahrgestell 130	8140.43.S.2585	01.99 - 06.04	2800	D	92 kW	1247	6
MASCOTT Pritsche/Fahrgestell 130	8140.43.S.2585	01.99 - 06.04	2800	D	92 kW	1247	6
MASCOTT Pritsche/Fahrgestell 140	8140.43K	01.01 - 06.04	2800	D	103 kW	1247	6
MASCOTT Pritsche/Fahrgestell 140	8140.43K	01.01 - 06.04	2800	D	103 kW	1247	6
MESSENGER Kasten B 110.45 4x4 (4x4F06)	8140.23.2565	09.96 - 06.99	2800	D	78 kW	1247	6
MESSENGER Kasten B 110.45 4x4 (4x4F06)	8140.23.2565	09.96 - 06.99	2800	D	78 kW	1247	6
MESSENGER Kasten B 120.35	8140.43.2585	09.96 - 06.99	2800	D	90 kW	1247	6
MESSENGER Kasten B 120.35	8140.43.2585	09.96 - 06.99	2800	D	90 kW	1247	6
MESSENGER Kasten B 120.55 (FN60F5)	8140.47.2585	01.94 - 09.96	2500	D	85 kW	1247	3
MESSENGER Kasten B 120.55 (FN60F5)	8140.47.2585	01.94 - 09.96	2500	D	85 kW	1247	3
MESSENGER Kasten B 120.55 (FN60F7)	8140.43.2585	09.96 - 06.99	2800	D	90 kW	1247	6
MESSENGER Kasten B 120.55 (FN60F7)	8140.43.2585	09.96 - 06.99	2800	D	90 kW	1247	6
MESSENGER Kasten B 80.35 (FN40B5)	8140.07.2530 ID	09.90 - 06.99	2500	D	56 kW	1247	2
MESSENGER Kasten B 80.35 (FN40B5)	8140.07.2530 ID	09.90 - 06.99	2500	D	56 kW	1247	2
MESSENGER Kasten B 80.35 (FN40B5)	8140.07.2585	09.90 - 06.99	2500	D	55 kW	1247	1
MESSENGER Kasten B 80.35 (FN40B5)	8140.07.2585	09.90 - 06.99	2500	D	55 kW	1247	1
MESSENGER Kasten B 80.35 (FN40B5)	8140.67.2585	09.90 - 06.99	2500	D	55 kW	1247	2
MESSENGER Kasten B 80.35 (FN40B5)	8140.67.2585	09.90 - 06.99	2500	D	55 kW	1247	2
MESSENGER Kasten B 80.45 (FN40A5)	8140.07.2530 ID	09.90 - 06.99	2500	D	56 kW	1247	2
MESSENGER Kasten B 80.45 (FN40A5)	8140.07.2530 ID	09.90 - 06.99	2500	D	56 kW	1247	2
MESSENGER Kasten B 80.45 (FN40A5)	8140.07.2585	09.90 - 06.99	2500	D	55 kW	1247	1
MESSENGER Kasten B 80.45 (FN40A5)	8140.07.2585	09.90 - 06.99	2500	D	55 kW	1247	1
MESSENGER Kasten B 80.45 (FN40A5)	8140.67.2585	09.90 - 06.99	2500	D	55 kW	1247	2
MESSENGER Kasten B 80.45 (FN40A5)	8140.67.2585	09.90 - 06.99	2500	D	55 kW	1247	2
MESSENGER Pritsche/Fahrgestell B 110.45 4x4 (4x4F06)	8140.23.2565	09.96 - 06.99	2800	D	78 kW	1247	6
MESSENGER Pritsche/Fahrgestell B 110.45 4x4 (4x4F06)	8140.23.2565	09.96 - 06.99	2800	D	78 kW	1247	6
MESSENGER Pritsche/Fahrgestell B 120.35 (FN40B5)	8140.47.2530 IDR	10.91 - 07.96	2499	D	85 kW	1247	3
MESSENGER Pritsche/Fahrgestell B 120.35 (FN40B5)	8140.47.2530 IDR	10.91 - 07.96	2499	D	85 kW	1247	3
MESSENGER Pritsche/Fahrgestell B 120.35 (FN40B5)	8140.47.2590	10.91 - 07.96	2499	D	85 kW	1247	3
MESSENGER Pritsche/Fahrgestell B 120.35 (FN40B5)	8140.47.2590	10.91 - 07.96	2499	D	85 kW	1247	3
MESSENGER Pritsche/Fahrgestell B 120.35 (FN40B7)	8140.43.2585	09.96 - 06.99	2800	D	90 kW	1247	6
MESSENGER Pritsche/Fahrgestell B 120.35 (FN40B7)	8140.43.2585	09.96 - 06.99	2800	D	90 kW	1247	6
MESSENGER Pritsche/Fahrgestell B 120.55 (FN60F5)	8140.47.2585	01.94 - 09.96	2500	D	85 kW	1247	3



# RENAULT TRUCKS

						
			ccm			
MESENGER Pritsche/Fahrgestell B 120.55 (FN60F5)	8140.47.2585	01.94 - 09.96	2500	D	85 kW	1247 3
MESENGER Pritsche/Fahrgestell B 120.55 (FN60F7)	8140.43.2585	09.96 - 06.99	2800	D	90 kW	1247 6
MESENGER Pritsche/Fahrgestell B 120.55 (FN60F7)	8140.43.2585	09.96 - 06.99	2800	D	90 kW	1247 6
MESENGER Pritsche/Fahrgestell B 120.65 (FN60F6)	8140.47.2585	01.94 - 09.96	2500	D	85 kW	1247 3
MESENGER Pritsche/Fahrgestell B 120.65 (FN60F6)	8140.47.2585	01.94 - 09.96	2500	D	85 kW	1247 3
MESENGER Pritsche/Fahrgestell B 120.65 (FN60F8)	8140.43.2585	09.96 - 06.99	2800	D	90 kW	1247 6
MESENGER Pritsche/Fahrgestell B 120.65 (FN60F8)	8140.43.2585	09.96 - 06.99	2800	D	90 kW	1247 6
MESENGER Pritsche/Fahrgestell B 80.35 (FN40B5)	8140.07.2530 ID	09.90 - 06.99	2500	D	56 kW	1247 2
MESENGER Pritsche/Fahrgestell B 80.35 (FN40B5)	8140.07.2530 ID	09.90 - 06.99	2500	D	56 kW	1247 2
MESENGER Pritsche/Fahrgestell B 80.35 (FN40B5)	8140.07.2585	09.90 - 06.99	2500	D	55 kW	1247 1
MESENGER Pritsche/Fahrgestell B 80.35 (FN40B5)	8140.07.2585	09.90 - 06.99	2500	D	55 kW	1247 1
MESENGER Pritsche/Fahrgestell B 80.35 (FN40B5)	8140.67.2585	09.90 - 06.99	2500	D	55 kW	1247 2
MESENGER Pritsche/Fahrgestell B 80.35 (FN40B5)	8140.67.2585	09.90 - 06.99	2500	D	55 kW	1247 2
MESENGER Pritsche/Fahrgestell B 80.45 (FN40A5)	8140.07.2530 ID	09.90 - 06.99	2500	D	56 kW	1247 2
MESENGER Pritsche/Fahrgestell B 80.45 (FN40A5)	8140.07.2530 ID	09.90 - 06.99	2500	D	56 kW	1247 2
MESENGER Pritsche/Fahrgestell B 80.45 (FN40A5)	8140.07.2585	09.90 - 06.99	2500	D	55 kW	1247 1
MESENGER Pritsche/Fahrgestell B 80.45 (FN40A5)	8140.07.2585	09.90 - 06.99	2500	D	55 kW	1247 1
MESENGER Pritsche/Fahrgestell B 80.45 (FN40A5)	8140.67.2585	09.90 - 06.99	2500	D	55 kW	1247 2
MESENGER Pritsche/Fahrgestell B 80.45 (FN40A5)	8140.67.2585	09.90 - 06.99	2500	D	55 kW	1247 2
MESENGER Sattelschlepper B 120.55T (FN60F5)	8140.47.2585	01.94 - 09.96	2500	D	85 kW	1247 3
MESENGER Sattelschlepper B 120.55T (FN60F5)	8140.47.2585	01.94 - 09.96	2500	D	85 kW	1247 3
MESENGER Sattelschlepper B 120.55T (FN60F7)	8140.43.2585	09.96 - 06.99	2800	D	90 kW	1247 6
MESENGER Sattelschlepper B 120.55T (FN60F7)	8140.43.2585	09.96 - 06.99	2800	D	90 kW	1247 6

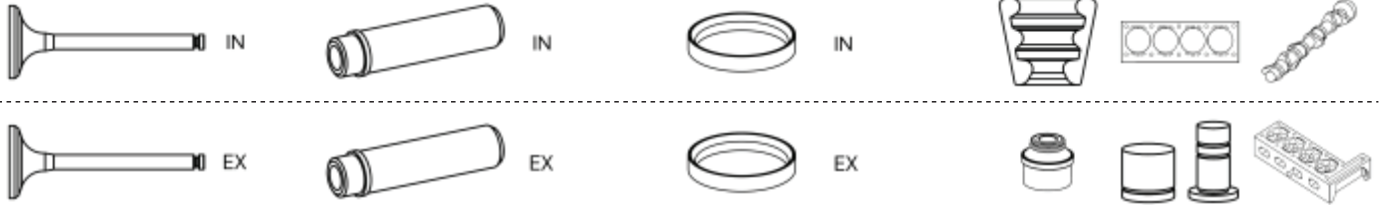
# RENAULT TRUCKS



ENGINE	Ø	ccm	kW	1 POS	ENGINE	Ø	ccm	kW	1 POS						
797-20	102,000	6	5491	95 - 98 kW	D	1248	13	MIDR 06.02.26 W/4	102,000	6	6177	154 kW	D	1248	11
797-21	102,000	6	5453	76 kW	D	1248	13	MIDR 06.02.26 W	102,000	6	6177	151 kW	D	1248	12
797-23	102,000	6	5491	95 - 98 kW	D	1248	14	MIDR 06.02.26 X	102,000	6	6177	166 kW	D	1248	12
798-10	102,000	6	5490	113 kW	D	1248	13	MIDR 06.02.26 Y/41	102,000	6	6177	184 kW	D	1248	10
8140.07.2530 ID	93,000	4	2500	56 kW	D	1247	2	MIDR 06.02.26	102,000	6	6177	159 kW	D	1248	12
8140.07.2585	93,000	4	2500	55 kW	D	1247	1	MIDR 06.20.45 A2	120,000	6	9839	202 kW	D	1249	18
8140.21.235	93,000	4	2445	68 - 71 kW	D	1247	3	MIDR 06.20.45 B3	120,000	6	9839	195 kW	D	1249	18
8140.23.2565	94,400	4	2800	76 - 78 kW	D	1247	6	MIDR 06.20.45 C/4	120,000	6	9839	188 kW	D	1249	18
8140.23.2585	94,400	4	2800	76 - 78 kW	D	1247	5	MIDR 06.20.45 D/41	120,000	6	9839	219 - 221 kW	D	1249	18
8140.27.2530 IDS	93,000	4	2499	71 - 78 kW	D	1247	4	MIDR 06.20.45 D3	120,000	6	9839	222 kW	D	1249	18
8140.43.2585	94,400	4	2800	90 kW	D	1247	6	MIDR 06.20.45 D	120,000	6	9839	210 - 222 kW	D	1249	18
8140.43.C.2586	94,400	4	2800	78 kW	D	1247	6	MIDR 06.20.45 E2	120,000	6	9839	249 kW	D	1249	18
8140.43.S.2585	94,400	4	2800	92 - 94 kW	D	1247	6	MIDR 06.20.45 E3	120,000	6	9839	249 kW	D	1249	18
8140.43K	94,400	4	2800	103 - 107 kW	D	1247	6	MIDR 06.20.45 E	120,000	6	9839	240 - 249 kW	D	1249	18
8140.47.2530 IDR	93,000	4	2499	85 kW	D	1247	3	MIDR 06.20.45 H	120,000	6	9839	227 - 240 kW	D	1249	18
8140.47.2585	93,000	4	2500	85 kW	D	1247	3	MIDR 06.20.45 I41	120,000	6	9839	188 kW	D	1249	17
8140.47.2590	93,000	4	2499	85 kW	D	1247	3	MIDR 06.20.45 L	120,000	6	9839	177 - 187 kW	D	1249	17
8140.67.2585	93,000	4	2500	55 kW	D	1247	2	MIDR 06.20.45	120,000	6	9839	214 - 222 kW	D	1249	18
DCI 4-B	102,000	4	4118	112 kW	D	1248	9	MIDR 06.23.56 A/41	123,000	6	11122	280 kW	D	1250	21
DCI 4-C	102,000	4	4118	128 kW	D	1248	9	MIDR 06.23.56 B/41	123,000	6	11122	288 kW	D	1250	21
DCI 6-A	102,000	6	6177	195 kW	D	1248	11	MIDR 06.24.65 A/42	123,850	6	11929	287 kW	D	1250	22
DCI 6-W	102,000	6	6177	158 kW	D	1248	9	MIDR 06.24.65 B/42	123,850	6	11929	316 kW	D	1250	22
DTI11-122HI	123,000	6	10837	316 kW	D	1249	19	MIDR 06.24.65 C/42	123,850	6	11929	346 kW	D	1250	22
DTI11-122HJ	123,000	6	10837	338 kW	D	1249	19	MIDR 06.35.40 G	135,000	6	12024	243 - 259 kW	D	1251	27
DTI13-122HK	131,000	6	12777	323 - 324 kW	D	1250	23	MIDR 06.35.40 H	135,000	6	12024	264 - 279 kW	D	1251	28
DTI13-122HL	131,000	6	12777	353 kW	D	1250	23	MIDR 06.35.40 J/3	135,000	6	12024	305 kW	D	1251	29
DTI13-122HM	131,000	6	12777	382 kW	D	1250	23	MIDR 06.35.40 J1	135,000	6	12024	314 kW	D	1251	29
DTI5-122HN	110,000	4	5132	154 - 155 kW	D	1249	16	MIDR 06.35.40 L1	135,000	6	12024	283 kW	D	1251	29
DTI5-122HP	110,000	4	5132	176 - 177 kW	D	1249	16	MIDR 06.35.40 M3	135,000	6	12024	236 kW	D	1251	30
DTI8-122HQ	110,000	6	7698	184 kW	D	1249	16	MIDR 06.35.40 N/3	135,000	6	12024	283 kW	D	1251	29
DTI8-122HR	110,000	6	7698	206 kW	D	1249	16	MIDR 06.35.40 P/41	135,000	6	12024	305 kW	D	1251	31
DTI8-122HS	110,000	6	7698	235 kW	D	1249	16	MIDR 06.35.40	135,000	6	12024	206 - 226 kW	D	1250	26
DXi 11	123,000	6	10837	243 - 339 kW	D	1249	20	MIDS 06.02.12 B	102,000	6	5491	113 - 117 kW	D	1248	13
DXi 12	131,000	6	12130	324 - 353 kW	D	1250	24	MIDS 06.02.12 C	102,000	6	5491	97 - 103 kW	D	1248	13
DXi 13	131,000	6	12777	323 - 382 kW	D	1250	25	MIDS 06.02.12 D/3	102,000	6	5491	110 kW	D	1248	14
DXi 5	108,000	4	4764	118 - 162 kW	D	1249	15	MIDS 06.20.30 N1	120,000	6	8822	162 kW	D	1249	18
DXi 7	108,000	6	7200	177 - 247 kW	D	1249	15	MIDS 06.20.30 N	120,000	6	8822	153 kW	D	1249	18
MIDR 04.02.26 A/4	102,000	4	4118	100 kW	D	1248	10	MIDS 06.20.30 P	120,000	6	8822	169 - 177 kW	D	1249	18
MIDR 04.02.26 B/4	102,000	4	4118	110 kW	D	1248	10	MIDS 06.20.30	120,000	6	8822	159 - 169 kW	D	1249	17
MIDR 06.02.12 D	102,000	6	5491	127 - 134 kW	D	1248	13	MIDS 06.20.45 B	120,000	6	9839	192 - 202 kW	D	1249	18
MIDR 06.02.26 D	102,000	6	6177	166 kW	D	1248	12	MIDS 06.20.45 J3	120,000	6	9839	168 kW	D	1249	18
MIDR 06.02.26 H	102,000	6	6177	133 - 144 kW	D	1248	12	MIDS 06.20.45	120,000	6	9839	192 - 202 kW	D	1249	18
MIDR 06.02.26 Q	102,000	6	6177	137 - 140 kW	D	1248	12	MIDS 06.35.40 D	135,000	6	12024	208 kW	D	1251	31
MIDR 06.02.26 S	102,000	6	6177	166 kW	D	1248	11	MIPR 06.20.45 A3	120,000	6	9840	222 kW	D	1249	17
MIDR 06.02.26 U/4	102,000	6	6177	110 kW	D	1248	11	Mack-EE9-560	136,530	8	16361	412 kW	D	1251	32
MIDR 06.02.26 U	102,000	6	6177	110 kW	D	1248	12	T 4.40 A/3	100,000	4	3990	88 kW	D	1248	8
MIDR 06.02.26 V/4	102,000	6	6177	132 kW	D	1248	11	T 4.40 B/3	100,000	4	3990	102 kW	D	1248	8
MIDR 06.02.26 V	102,000	6	6177	129 - 132 kW	D	1248	12	T 4.40 CC	100,000	4	3990	88 kW	D	1248	8
MIDR 06.02.26 W/41	102,000	6	6177	154 kW	D	1248	11	T 4.40	100,000	4	3869	82 kW	D	1247	7



# RENAULT TRUCKS



**93,000 mm**

**1**

8140.07.2585 ,

**882059-4**

13,07 x 8,00 x 60,00 | IN | EX

**R-8**

**93,000 mm**

**2**

8140.07.2530 ID , 8140.67.2585 ,

**882059-4**

13,07 x 8,00 x 60,00 | IN | EX

**93,000 mm**

**3**

8140.21.235 , 8140.47.2530 IDR , 8140.47.2585 , 8140.47.2590 ,

**852052-4**

**882059-4**

41,00 x 8,00 x 120,80 x 30°

13,07 x 8,00 x 60,00 | IN | EX

**93,000 mm**

**4**

8140.27.2530 IDS ,

**852052-4**

41,00 x 8,00 x 120,80 x 30°

**862053-4**

34,50 x 8,00 x 122,00 x 45°

**862092-4**

36,00 x 8,00 x 122,00 x 45°

**R-8**

**94,400 mm**

**5**

8140.23.2585 ,

**852052-4**

**882059-4**

41,00 x 8,00 x 120,80 x 30°

13,07 x 8,00 x 60,00 | IN | EX

**862092-4**

36,00 x 8,00 x 122,00 x 45°

**R-8**

**94,400 mm**

**6**

8140.23.2565 , 8140.43.2585 , 8140.43.C.2586 , 8140.43.S.2585 , 8140.43K ,

**852052-4**

**882059-4**

41,00 x 8,00 x 120,80 x 30°

13,07 x 8,00 x 60,00 | IN | EX

**100,000 mm**

**7**

T 4.40 ,

**853602-6**

45,10 x 9,50 x 122,85 x 45°

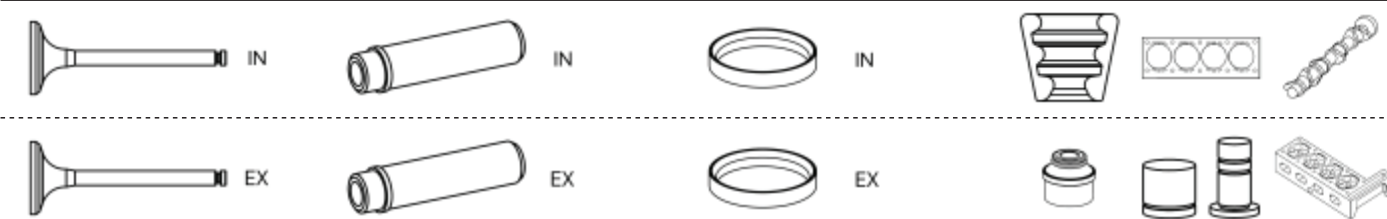
**863603-6**

**883628-6**

37,40 x 9,50 x 123,30 x 45°

15,90 x 9,50 x 61,00 | EX

# RENAULT TRUCKS



## 100,000 mm 8

T 4.40 A/3 , T 4.40 B/3 , T 4.40 CC ,

**853602-6**

45,10 x 9,50 x 122,85 x 45°

**883628-6**

15,90 x 9,50 x 61,00 | EX

## 102,000 mm 9

DCI 4-B , DCI 4-C , DCI 6-W ,

**883860-6**

16,04 x 10,00 x 78,00 | IN

**K-10**

**863856-6**

40,65 x 10,00 x 140,00 x 45°

**883861-6**

16,04 x 10,00 x 67,00 | EX

## 102,000 mm 10

MIDR 04.02.26 A/4 , MIDR 04.02.26 B/4 , MIDR 06.02.26 Y/41 ,

**853855-6**

46,65 x 10,00 x 140,00 x 30°

**883860-6**

16,04 x 10,00 x 78,00 | IN

**K-10**

**863856-6**

40,65 x 10,00 x 140,00 x 45°

**883861-6**

16,04 x 10,00 x 67,00 | EX

## 102,000 mm 11

DCI 6-A , MIDR 06.02.26 S , MIDR 06.02.26 U/4 , MIDR 06.02.26 V/4 , MIDR 06.02.26 W/41 , MIDR 06.02.26 W/4 ,

**883860-6**

16,04 x 10,00 x 78,00 | IN

**883861-6**

16,04 x 10,00 x 67,00 | EX

## 102,000 mm 12

MIDR 06.02.26 D , MIDR 06.02.26 H , MIDR 06.02.26 Q , MIDR 06.02.26 U , MIDR 06.02.26 V , MIDR 06.02.26 W , MIDR 06.02.26 X , MIDR 06.02.26 ,

**853859-6**

45,80 x 10,00 x 140,20 x 30°

**883860-6**

16,04 x 10,00 x 78,00 | IN

**K-10**

**863860-6**

39,10 x 10,00 x 140,00 x 45°

**883861-6**

16,04 x 10,00 x 67,00 | EX

## 102,000 mm 13

797-20 , 797-21 , 798-10 , MIDR 06.02.12 D , MIDS 06.02.12 B , MIDS 06.02.12 C ,

**853859-6**

45,80 x 10,00 x 140,20 x 30°

**K-10**

**863860-6**

39,10 x 10,00 x 140,00 x 45°

## 102,000 mm 14

797.23 , MIDS 06.02.12 D/3 ,

**853859-6**

45,80 x 10,00 x 140,20 x 30°

**863860-6**

39,10 x 10,00 x 140,00 x 45°



# RENAULT TRUCKS



## 108,000 mm

15

DXi 5 , DXi 7 ,

**855163-6**

38,20 x 8,00 x 145,90 x 30°

M-8

**865164-6**

35,80 x 8,00 x 145,80 x 45°

**883868-6**

13,04 x 8,00 x 58,30 | EX

## 110,000 mm

16

DTi5-122HN , DTi5-122HP , DTi8-122HQ , DTi8-122HR , DTi8-122HS ,

K-8

## 120,000 mm

17

MiDR 06.20.45 I41 , MiDR 06.20.45 L , MiDS 06.20.30 , MiPR 06.20.45 A3 ,

**853857-6**

54,00 x 9,00 x 163,00 x 30°

**863858-6**

48,20 x 9,00 x 163,00 x 45°

## 120,000 mm

18

MiDR 06.20.45 A2 , MiDR 06.20.45 B3 , MiDR 06.20.45 C/4 , MiDR 06.20.45 D/41 , MiDR 06.20.45 D3 , MiDR 06.20.45 D , MiDR 06.20.45 E2 , MiDR 06.20.45 E3 , MiDR 06.20.45 E , MiDR 06.20.45 H , MiDR 06.20.45 , MiDS 06.20.30 N1 , MiDS 06.20.30 N , MiDS 06.20.30 P , MiDS 06.20.45 B , MiDS 06.20.45 J3 , MiDS 06.20.45 ,

**853857-6**

54,00 x 9,00 x 163,00 x 30°

**883862-6**

17,00 x 9,00 x 78,00 | IN

**863858-6**

48,20 x 9,00 x 163,00 x 45°

**883863-6**

17,50 x 9,00 x 78,00 | EX

**883867-6**

17,03 x 9,00 x 78,00 | EX

## 123,000 mm

19

DTi11-122HI , DTi11-122HJ ,

**853869-2**

40,00 x 8,00 x 192,00 x 45°

M-8

**863870-2**

38,00 x 8,00 x 192,60 x 30°

## 123,000 mm

20

DXi 11 ,

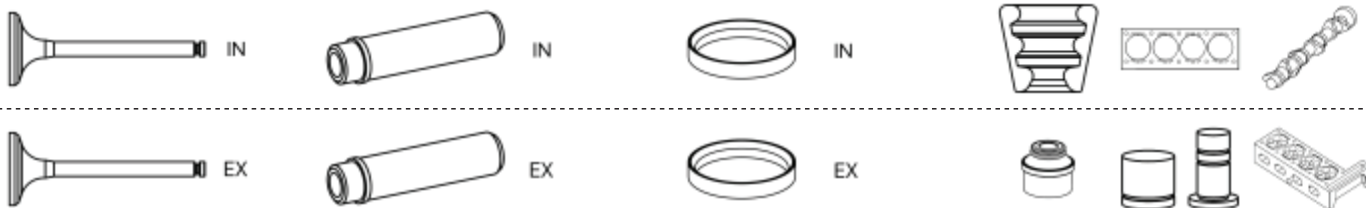
**853869-2**

40,00 x 8,00 x 192,00 x 45°

**863870-2**

38,00 x 8,00 x 192,60 x 30°

# RENAULT TRUCKS



## 123,000 mm

21

MIDR 06.23.56 A/41 , MIDR 06.23.56 B/41 ,

**853857-6** **883862-6**

54,00 x 9,00 x 163,00 x 30° 17,00 x 9,00 x 78,00 | IN

**863858-6** **883863-6**

48,20 x 9,00 x 163,00 x 45° 17,50 x 9,00 x 78,00 | EX

**883867-6**

17,03 x 9,00 x 78,00 | EX

## 123,850 mm

22

MIDR 06.24.65 A/42 , MIDR 06.24.65 B/42 , MIDR 06.24.65 C/42 ,

**883865-6**

20,04 x 12,00 x 105,00 | EX

## 131,000 mm

23

DTI13-122HK , DTI13-122HL , DTI13-122HM ,

**855159-2** **M-8**

42,00 x 8,00 x 192,00 x 25°

## 131,000 mm

24

DXi 12 ,

**855143-2** **885142-6** **875153-6** **R-8** **905116-1**

40,10 x 8,00 x 192,00 x 30° 15,00 x 8,00 x 83,50 | IN | EX 43,08 x 31,90 x 8,50 x 30° | IN

**875155-6**

43,08 x 32,10 x 7,25 x 30° | IN

**865146-2** **875154-6** **911005-8**

40,00 x 8,00 x 191,60 x 45° 43,07 x 33,10 x 8,00 x 45° | EX Ø 8,00

**875156-6**

43,07 x 33,10 x 8,00 x 30° | EX

## 131,000 mm

25

DXi 13 ,

**855159-2**

42,00 x 8,00 x 192,00 x 25°

**865160-2**

40,00 x 8,00 x 191,70 x 40°

## 135,000 mm

26

MIDR 06.35.40 ,

**853865-2** **K-12**

60,00 x 12,00 x 189,50 x 30°

**863866-2** **883865-6**

54,00 x 12,00 x 189,50 x 45° 20,04 x 12,00 x 105,00 | EX





# RENAULT TRUCKS



## 135,000 mm

27

MIDR 06.35.40 G ,

853853-2

883864-6

K-12

60,10 x 12,00 x 204,00 x 30°

20,05 x 12,00 x 105,00 | IN

853865-2

60,00 x 12,00 x 189,50 x 30°

863866-2

883865-6

54,00 x 12,00 x 189,50 x 45°

20,04 x 12,00 x 105,00 | EX

## 135,000 mm

28

MIDR 06.35.40 H ,

853865-2

883864-6

K-12

60,00 x 12,00 x 189,50 x 30°

20,05 x 12,00 x 105,00 | IN

863854-2

883865-6

52,00 x 12,00 x 205,10 x 30°

20,04 x 12,00 x 105,00 | EX

863866-2

54,00 x 12,00 x 189,50 x 45°

## 135,000 mm

29

MIDR 06.35.40 J/3 , MIDR 06.35.40 J1 , MIDR 06.35.40 L1 , MIDR 06.35.40 N/3 ,

853853-2

883864-6

K-12

60,10 x 12,00 x 204,00 x 30°

20,05 x 12,00 x 105,00 | IN

863854-2

883865-6

52,00 x 12,00 x 205,10 x 30°

20,04 x 12,00 x 105,00 | EX

## 135,000 mm

30

MIDR 06.35.40 M3 ,

883864-6

K-12

20,05 x 12,00 x 105,00 | IN

883865-6

20,04 x 12,00 x 105,00 | EX

## 135,000 mm

31

MIDR 06.35.40 P/41 , MIDS 06.35.40 D ,

883864-6

20,05 x 12,00 x 105,00 | IN






## 136,530 mm

32








Mack-EE9-560 ,











883864-6

20,05 x 12,00 x 105,00 | IN

			<b>ccm</b>		<b>kW</b>		<b>1 POS</b>
100 / METRO Schrägheck (XP) 114 D	TUD 3	10.92 - 12.94	1361	D	38 kW	1255	3
100 / METRO Schrägheck (XP) 114 GSi	14 K4F	10.94 - 10.95	1396	B	76 kW	1255	1
100 / METRO Schrägheck (XP) 114 GTI 16V	14 K4C	03.90 - 08.91	1396	B	69 kW	1255	1
100 / METRO Schrägheck (XP) 114 GTI 16V	14 K4D	03.90 - 08.91	1396	B	69 kW	1255	1
100 / METRO Schrägheck (XP) 114 GTI 16V	14 K4F	08.91 - 12.98	1396	B	76 kW	1255	1
100 / METRO Schrägheck (XP) 114 GTI/GT 16V Cat	14 K4C	03.90 - 12.98	1396	B	66 kW	1255	1
100 / METRO Schrägheck (XP) 114 GTI/GT 16V Cat	14 K4D	03.90 - 12.98	1396	B	66 kW	1255	1
100 / METRO Schrägheck (XP) 114 S/L/GTA	14 K2A	03.90 - 12.98	1396	B	55 kW	1255	2
100 / METRO Schrägheck (XP) 115 D	TUD 5	12.94 - 12.98	1527	D	42 kW	1255	4
100 Cabriolet (XP) 114	14 K2A	04.94 - 10.97	1396	B	55 kW	1255	2
100 Cabriolet (XP) 114	14 K4F	03.97 - 10.98	1396	B	75 kW	1255	1
200 Coupe (XW) 216	16 K4F	01.96 - 12.97	1588	B	82 kW	1256	8
200 Coupe (XW) 220 GSi	20 T4H	05.94 - 06.99	1994	B	100 kW	1257	13
200 Coupe (XW) 220 Turbo	20 T4G	10.92 - 06.99	1994	B	147 kW	1256	12
200 II Cabriolet (XW) 214 1.4	14 K4C	01.92 - 11.99	1396	B	66 kW	1255	1
200 II Cabriolet (XW) 214 1.4	14 K4C	04.90 - 09.92	1396	B	70 kW	1255	1
200 II Cabriolet (XW) 214 1.4	14 K4D	01.92 - 11.99	1396	B	66 kW	1255	1
200 II Cabriolet (XW) 214 1.4i 16V	14 K4F	01.93 - 11.99	1396	B	76 kW	1255	1
200 II Cabriolet (XW) 216 1.6i 16V	16 K4F	01.96 - 11.99	1588	B	82 kW	1256	8
200 II Schrägheck (RF) 1.4	14 K4D	01.96 - 12.97	1396	B	66 kW	1255	1
200 II Schrägheck (RF) 214 Si	14 K4F	11.95 - 03.00	1396	B	76 kW	1255	1
200 II Schrägheck (RF) 216 Si	16 K4F	11.95 - 06.99	1588	B	82 kW	1256	8
200 II Schrägheck (RF) 218 K Vi	18 K4K	11.95 - 03.00	1796	B	107 kW	1256	7
200 II Schrägheck (RF) 218 Si	18 K4F	08.99 - 03.00	1795	B	88 kW	1255	5
200 II Schrägheck (RF) 218 Td	XUD 7TE	03.98 - 11.00	1769	D	64 kW	1256	9
200 II Schrägheck (XW) 214 GSi/Si	14 K4C	01.90 - 10.95	1396	B	70 kW	1255	1
200 II Schrägheck (XW) 214 GSi/Si	14 K4F	04.92 - 10.95	1396	B	76 kW	1255	1
200 II Schrägheck (XW) 214 Si/Gsi	14 K4C	10.89 - 10.95	1396	B	66 kW	1255	1
200 II Schrägheck (XW) 214 Si/Gsi	14 K4D	10.89 - 10.95	1396	B	66 kW	1255	1
200 II Schrägheck (XW) 214	14 K2A	09.93 - 12.95	1396	B	55 kW	1255	2
200 II Schrägheck (XW) 218 D	XUD9	09.91 - 10.95	1905	D	52 kW	1256	10
200 II Schrägheck (XW) 218 D	XUD9	09.91 - 09.92	1905	D	47 kW	1256	10
200 II Schrägheck (XW) 218 TD	XUD 7TE	09.91 - 10.95	1769	D	65 kW	1256	9
200 II Schrägheck (XW) 220 GTi	20 T4H	01.93 - 10.95	1994	B	100 kW	1257	13
200 II Schrägheck (XW) 220 Turbo	20 T4G	01.93 - 12.95	1994	B	147 kW	1256	12
25 COMMERCE (RF) 1.4	14 K4M	01.03 - 12.05	1396	B	62 kW	1255	1
25 I Schrägheck (RF) 1.1 16V	11 K4F	01.04 - 05.05	1120	B	55 kW	1255	1
25 I Schrägheck (RF) 1.1	11 K4F	09.99 - 06.01	1120	B	55 kW	1255	1
25 I Schrägheck (RF) 1.4 16V	14 K4F	10.99 - 05.05	1396	B	76 kW	1255	1
25 I Schrägheck (RF) 1.4 16V	14 K4M	10.99 - 05.05	1396	B	62 kW	1255	1
25 I Schrägheck (RF) 1.6 16V	16 K4F	10.99 - 05.05	1588	B	80 kW	1256	8
25 I Schrägheck (RF) 1.8 16V	18 K4F	10.99 - 05.05	1795	B	85 kW	1255	5
25 I Schrägheck (RF) 1.8 16V	18 K4K	02.00 - 05.05	1796	B	107 kW	1256	7
400 II (RT) 414 Si	14 K4F	05.95 - 03.00	1396	B	76 kW	1255	1
400 II (RT) 416 Si	16 K4F	05.95 - 03.00	1588	B	82 kW	1256	8
400 II (RT) 420 Si Lux	20 T4H	12.95 - 03.00	1994	B	100 kW	1257	13
400 II (XW) 414 GSi/Si Cat	14 K4F	02.92 - 04.95	1396	B	76 kW	1255	1
400 II (XW) 414 GSi/Si	14 K4C	04.90 - 04.95	1396	B	66 kW	1255	1
400 II (XW) 414 GSi/Si	14 K4D	04.90 - 04.95	1396	B	66 kW	1255	1
400 II (XW) 414	14 K4C	01.93 - 04.95	1396	B	70 kW	1255	1
400 II (XW) 418 D	XUD9	09.91 - 04.95	1905	D	49 kW	1256	10
400 II (XW) 418 TD	XUD 7TE	09.91 - 04.95	1769	D	65 kW	1256	9
400 II (XW) 420 GSi/SLI/GTI/Vite	20 T4H	01.93 - 04.95	1994	B	100 kW	1257	13
400 II (XW) 420 Turbo	20 T4G	01.93 - 04.95	1994	B	147 kW	1256	12
400 II Schrägheck (RT) 414 Si	14 K4F	05.95 - 03.00	1396	B	76 kW	1255	1
400 II Schrägheck (RT) 416 Si	16 K4F	05.95 - 03.00	1588	B	82 kW	1256	8
400 II Schrägheck (RT) 420 Si Lux	20 T4H	12.95 - 03.00	1994	B	100 kW	1257	13
400 Tourer (XW) 1.8 TD	XUD 7TE	09.93 - 11.98	1769	D	65 kW	1256	9
400 Tourer (XW) 1.8 i	18 K4K	06.96 - 11.98	1796	B	107 kW	1256	7
400 Tourer (XW) 2.0 i	20 T4H	05.94 - 11.98	1994	B	100 kW	1257	13
45 I Schrägheck (RT) 1.4	14 K4F	02.00 - 05.05	1396	B	76 kW	1255	1
45 I Schrägheck (RT) 1.6	16 K4F	02.00 - 05.05	1588	B	80 kW	1256	8



							
45 I Schrägheck (RT) 1.8	18 K4F	02.00 - 05.05	1795	B	86 kW	1255	5
45 I Schrägheck (RT) 2.0 V6	20 K4F	02.00 - 05.05	1997	B	110 kW	1256	7
45 I Stufenheck (RT) 1.4	14 K4F	02.00 - 05.05	1396	B	76 kW	1255	1
45 I Stufenheck (RT) 1.6	16 K4F	02.00 - 05.05	1588	B	80 kW	1256	8
45 I Stufenheck (RT) 1.8	18 K4F	02.00 - 05.05	1795	B	86 kW	1255	5
45 I Stufenheck (RT) 2.0 V6	20 K4F	02.00 - 05.05	1997	B	110 kW	1256	7
600 I (RH) 620 Ti Vitesse	20 T4G	05.94 - 08.98	1994	B	147 kW	1256	12
75 (RJ) 1.8	18 K4F	02.99 - 05.05	1795	B	88 kW	1255	5
75 (RJ) 2.0 CDT	204D2	02.99 - 05.05	1951	D	85 kW	1256	11
75 (RJ) 2.0 CDT	M 47 R	02.99 - 05.05	1951	D	85 kW	1256	11
75 (RJ) 2.0 CDT	M47 D20 (204D1)	02.99 - 05.05	1951	D	85 kW	1256	11
75 (RJ) 2.0 CDTi	204D2	02.03 - 10.05	1951	D	96 kW	1256	11
75 (RJ) 2.0 V6	20 K4F	02.99 - 05.05	1997	B	110 kW	1256	7
75 (RJ) 2.5 V6	25 K4F	10.01 - 10.05	2497	B	130 kW	1256	7
75 I Tourer (RJ) 1.8	K 1.8	08.01 - 05.05	1796	B	88 kW	1256	8
75 I Tourer (RJ) 2.0 CDT	204D2	08.01 - 06.06	1951	D	85 kW	1256	11
75 I Tourer (RJ) 2.0 CDT	M 47 R	08.01 - 06.06	1951	D	85 kW	1256	11
75 I Tourer (RJ) 2.0 CDTi	204D2	02.03 - 05.05	1951	D	96 kW	1256	11
75 I Tourer (RJ) 2.0 V6	20 K4F	08.01 - 06.06	1997	B	110 kW	1256	7
800 (XS) 820 I/SI (RS)	20 T4H	01.92 - 02.99	1994	B	100 kW	1257	13
800 (XS) 820 Sport	20 T4G	04.94 - 03.96	1994	B	145 kW	1256	12
800 (XS) 820	20 T4G	05.92 - 02.99	1994	B	132 kW	1256	12
800 (XS) 820	20 T4H	05.92 - 02.99	1994	B	132 kW	1257	13
800 (XS) 825 Si Lux (RS)	25 K4F	04.96 - 02.99	2497	B	129 kW	1256	7
800 Coupe 820	20 T4G	12.96 - 02.99	1994	B	145 kW	1256	12
800 Coupe 820	20 T4G	02.96 - 10.97	1994	B	132 kW	1256	12
800 Coupe 825 Si (RS)	25 K4F	04.96 - 02.99	2497	B	129 kW	1256	7
800 Schrägheck (XS) 2.0	20 T4H	08.87 - 09.88	1994	B	100 kW	1257	13
800 Schrägheck (XS) 2.5 Si	25 K4F	02.96 - 10.98	2497	B	129 kW	1256	7
800 Schrägheck (XS) 2.5	25 K4F	02.96 - 10.98	2497	B	129 kW	1256	7
800 Schrägheck (XS) 820 I/SI (XS)	20 T4H	01.91 - 02.99	1994	B	100 kW	1257	13
800 Schrägheck (XS) 820 Sport	20 T4G	04.94 - 03.96	1994	B	145 kW	1256	12
COUPE 1.6 16 V	16 K4F	03.96 - 11.99	1588	B	82 kW	1256	8
COUPE 1.8 16 V	18 K4K	03.96 - 11.99	1796	B	107 kW	1256	7
STREETWISE Schrägheck 1.4	14 K4F	08.03 - 05.05	1396	B	76 kW	1255	1
STREETWISE Schrägheck 1.4	14 K4M	08.03 - 05.05	1396	B	62 kW	1255	1
STREETWISE Schrägheck 1.6	16 K4F	01.04 - 05.05	1588	B	80 kW	1256	8
STREETWISE Schrägheck 1.8	18 K4F	08.03 - 05.05	1795	B	86 kW	1255	5

			ccm	kW			1 POS				ccm	kW			1 POS
11 K4F	75,000	4	1120	55 kW	B	1255	1	20 T4H	84,500	4	1994	100 - 132 kW	B	1257	13
12 L	90,480	4	2495	83 kW	D	1257	14	204D2	84,000	4	1951	85 - 96 kW	D	1256	11
14 K2A	75,000	4	1396	55 kW	B	1255	2	21 L	90,480	4	2495	83 kW	D	1257	15
14 K4C	75,000	4	1396	66 - 70 kW	B	1255	1	23 L	90,480	4	2495	83 kW	D	1257	15
14 K4D	75,000	4	1396	66 kW	B	1255	1	25 6T (BMW)	80,000	6	2497	100 kW	D	1255	6
14 K4F	75,000	4	1396	76 kW	B	1255	1	25 K4F	80,000	6	2497	129 - 130 kW	B	1256	7
14 K4M	75,000	4	1396	62 kW	B	1255	1	K 1.8	80,000	4	1796	88 kW	B	1256	8
14 L	90,480	4	2495	83 kW	D	1257	14	M 47 R	84,000	4	1951	85 kW	D	1256	11
16 K4F	80,000	4	1588	80 - 86 kW	B	1256	8	M47 D20 (204D1)	84,000	4	1951	85 - 100 kW	D	1256	11
18 K4F	80,000	4	1795	85 - 88 kW	B	1255	5	TUD 3	75,000	4	1361	38 kW	D	1255	3
18 K4K	80,000	4	1796	107 - 110 kW	B	1256	7	TUD 5	77,000	4	1527	42 kW	D	1255	4
19 L	90,480	4	2495	83 - 90 kW	D	1257	15	XUD 7TE	80,000	4	1769	64 - 65 kW	D	1256	9
20 K4F	80,000	6	1997	110 kW	B	1256	7	XUD9	83,000	4	1905	47 - 52 kW	D	1256	10
20 T4G	84,450	4	1994	132 - 147 kW	B	1256	12								



## 75,000 mm

1

11 K4F , 14 K4C , 14 K4D , 14 K4F , 14 K4M ,

**850745-4**

27,70 x 6,00 x 89,70 x 45°

**860746-4**

24,30 x 6,00 x 90,00 x 45°

## 75,000 mm

2

14 K2A ,

**850745-4**

27,70 x 6,00 x 89,70 x 45°

## 75,000 mm

3

TUD 3 ,

**883710-4**

13,07 x 7,00 x 40,20 | IN

**K-7**

**915001-8**

Ø 7,00

## 77,000 mm

4

TUD 5 ,

**853749-4**

37,00 x 7,00 x 108,50 x 45°

**883710-4**

13,07 x 7,00 x 40,20 | IN

**K-7**

**511103-1**

**863750-4**

31,55 x 7,00 x 108,17 x 45°

**915001-8**

Ø 7,00

## 80,000 mm

5

18 K4F ,

**850601-6**

31,60 x 6,00 x 89,60 x 45°

**850745-4**

27,70 x 6,00 x 89,70 x 45°

**860602-6**

27,50 x 6,00 x 90,00 x 45°

**860746-4**

24,30 x 6,00 x 90,00 x 45°

## 80,000 mm

6

25 6T (BMW) ,

**860755-6**

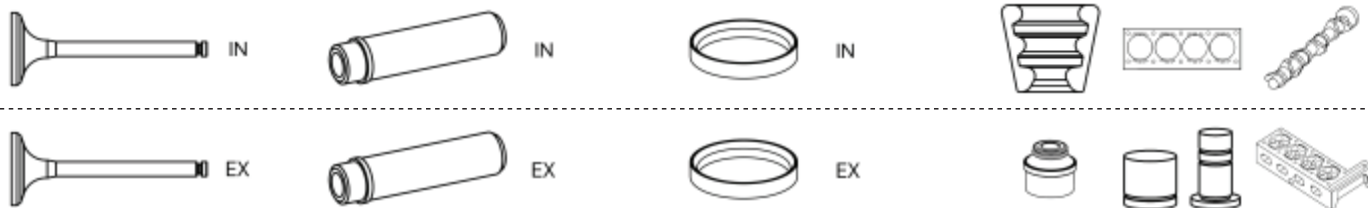
31,10 x 6,00 x 103,55 x 45°

**915097-8**

Ø 6,00

**863528-4**

30,80 x 6,00 x 103,00 x 45°



## 80,000 mm

7

18 K4K , 20 K4F , 25 K4F ,

**850601-6**

31,60 x 6,00 x 89,60 x 45°

**860602-6**

27,50 x 6,00 x 90,00 x 45°

## 80,000 mm

8

16 K4F , K 1.8 ,

**850745-4**

27,70 x 6,00 x 89,70 x 45°

**860746-4**

24,30 x 6,00 x 90,00 x 45°

## 80,000 mm

9

XUD 7TE ,

**853709-4**

38,50 x 8,00 x 112,40 x 45°

**883711-4**

14,06 x 8,00 x 48,00 | IN

**K-8**

**511104-1**

**853733-4**

38,50 x 8,00 x 112,40 x 45°

**853751-4**

38,50 x 8,00 x 112,40 x 45°

**863734-4**

33,00 x 8,00 x 111,85 x 45°

**483701-1**

## 83,000 mm

10

XUD9 ,

**853733-4**

38,50 x 8,00 x 112,40 x 45°

**883707-4**

14,06 x 8,00 x 52,20 | IN | EX

**K-8**

**903715-1**

**511104-1**

**883711-4**

14,06 x 8,00 x 48,00 | IN

**513701-1**

**863734-4**

33,00 x 8,00 x 111,85 x 45°

## 84,000 mm

11

204D2 , M 47 R , M47 D20 (204D1) ,

**850756-4**

26,00 x 6,00 x 100,00 x 45°

**880756-4**

11,54 x 6,00 x 39,00 | IN | EX

**M-6**

**973701-8**

Hydro

## 84,450 mm

12

20 T4G ,

**850749-4**

32,10 x 7,00 x 110,80 x 45°

**860750-4**

29,50 x 7,00 x 110,90 x 45°



**84,500 mm**

**13**

20 T4H,

**850749-4**

32,10 x 7,00 x 110,80 x 45°

**860750-4**

29,50 x 7,00 x 110,90 x 45°

**90,480 mm**

**14**

12 L, 14 L,

**M-8**

**90,480 mm**

**15**






19 L, 21 L, 23 L,

**M-8**








**913502-8**






Ø 7,00










			<b>ccm</b>		<b>kW</b>		<b>1 POS</b>
600 1.3	831 A2.000	01.80 - 12.86	1301	B	55 kW	1265	13
600 1.5	831 A1.000	01.80 - 12.86	1498	B	63 kW	1265	13
9-3 (YS3D) 2.0 SE Turbo	B204R	02.98 - 09.02	1985	B	147 kW	1266	19
9-3 (YS3D) 2.0 Turbo	B204E	03.98 - 08.03	1985	B	113 kW	1266	17
9-3 (YS3D) 2.0 Turbo	B204L	02.98 - 12.02	1985	B	136 kW	1266	19
9-3 (YS3D) 2.0 Turbo	B205E	02.98 - 12.02	1985	B	136 kW	1267	21
9-3 (YS3D) 2.0 Turbo	B205E	03.99 - 09.02	1985	B	110 kW	1267	21
9-3 (YS3D) 2.0 Turbo	B205L	02.98 - 12.02	1985	B	136 kW	1267	21
9-3 (YS3D) 2.0 Turbo	B205R	10.99 - 09.02	1985	B	151 kW	1267	21
9-3 (YS3D) 2.0 i	B204I	02.98 - 09.02	1985	B	96 kW	1266	18
9-3 (YS3D) 2.2 TiD	D223L	02.98 - 11.00	2171	D	85 kW	1265	8
9-3 (YS3D) 2.2 TiD	D223L	03.99 - 08.03	2171	D	92 kW	1265	8
9-3 (YS3D) 2.2 TiD	X 22 DTH	02.98 - 11.00	2171	D	85 kW	1265	9
9-3 (YS3D) 2.3 Turbo	B235R	10.98 - 09.02	2290	B	165 kW	1267	21
9-3 (YS3D) 2.3 i	B234I	02.98 - 09.02	2290	B	110 kW	1266	15
9-3 (YS3D) 2.3	B235R	09.98 - 12.02	2290	B	169 kW	1267	21
9-3 (YS3F, E79, D79, D75) 1,8t BioPower	B207E	01.07 - 02.15	1998	B/E	110 kW	1265	10
9-3 (YS3F, E79, D79, D75) 1,8t BioPower	B207L	05.09 - 02.15	1998	B/E	129 kW	1265	10
9-3 (YS3F, E79, D79, D75) 1,8t	B207E	09.02 - 02.15	1998	B	110 kW	1265	10
9-3 (YS3F, E79, D79, D75) 1.8 i	Z 18 XE	01.04 - 02.15	1796	B	90 kW	1264	2
9-3 (YS3F, E79, D79, D75) 1.9 TTiD	Z 19 DTR	12.07 - 02.15	1910	D	132 kW	1264	6
9-3 (YS3F, E79, D79, D75) 1.9 TiD	Z 19 DTH	09.04 - 02.15	1910	D	110 kW	1264	5
9-3 (YS3F, E79, D79, D75) 1.9 TiD	Z 19 DT	09.04 - 02.15	1910	D	88 kW	1264	4
9-3 (YS3F, E79, D79, D75) 2.0 T16	B207L	06.06 - 02.15	1998	B	143 kW	1265	10
9-3 (YS3F, E79, D79, D75) 2.0 T16	B207R	05.09 - 02.15	1998	B	147 kW	1265	10
9-3 (YS3F, E79, D79, D75) 2.0 Turbo Performance	B207R	04.04 - 02.15	1998	B	185 kW	1265	10
9-3 (YS3F, E79, D79, D75) 2.0 Turbo XWD	B207R	01.08 - 02.15	1998	B	154 kW	1265	10
9-3 (YS3F, E79, D79, D75) 2.0 t Bio Power	A 20 NFT	01.11 - 02.15	1998	B/E	162 kW	1265	10
9-3 (YS3F, E79, D79, D75) 2.0 t BioPower XWD	A 20 NFT	01.08 - 02.15	1998	B/E	162 kW	1265	10
9-3 (YS3F, E79, D79, D75) 2.0 t BioPower XWD	B207R	01.08 - 02.15	1998	B/E	154 kW	1265	10
9-3 (YS3F, E79, D79, D75) 2.0 t BioPower	B207L	01.07 - 02.15	1998	B/E	129 kW	1265	10
9-3 (YS3F, E79, D79, D75) 2.0 t BioPower	B207R	06.07 - 02.15	1998	B/E	145 kW	1265	10
9-3 (YS3F, E79, D79, D75) 2.0 t BioPower	B207R	09.02 - 02.15	1998	B/E	154 kW	1265	10
9-3 (YS3F, E79, D79, D75) 2.0 t XWD	A 20 NFT	01.08 - 02.15	1998	B	162 kW	1265	10
9-3 (YS3F, E79, D79, D75) 2.0 t XWD	B207R	05.09 - 02.15	1998	B	177 kW	1265	10
9-3 (YS3F, E79, D79, D75) 2.0 t	A 20 NFT	01.11 - 02.15	1998	B	162 kW	1265	10
9-3 (YS3F, E79, D79, D75) 2.0 t	B207L	09.02 - 02.15	1998	B	129 kW	1265	10
9-3 (YS3F, E79, D79, D75) 2.0 t	B207R	09.02 - 02.15	1998	B	154 kW	1265	10
9-3 (YS3F, E79, D79, D75) 2.0 t	B207R	05.09 - 02.15	1998	B	177 kW	1265	10
9-3 (YS3F, E79, D79, D75) 2.0	B207R	09.02 - 12.06	1998	B	156 kW	1265	10
9-3 (YS3F, E79, D79, D75) 2.2 TiD	D223L	09.02 - 02.15	2171	D	92 kW	1265	8
9-3 Cabriolet (YS3D) 2.0 SE Turbo	B204R	02.98 - 08.03	1985	B	147 kW	1266	19
9-3 Cabriolet (YS3D) 2.0 Turbo	B204E	10.98 - 08.03	1985	B	113 kW	1266	17
9-3 Cabriolet (YS3D) 2.0 Turbo	B204L	02.98 - 08.03	1985	B	136 kW	1266	19
9-3 Cabriolet (YS3D) 2.0 Turbo	B205E	02.98 - 08.03	1985	B	136 kW	1267	21
9-3 Cabriolet (YS3D) 2.0 Turbo	B205E	01.01 - 08.03	1985	B	110 kW	1267	21
9-3 Cabriolet (YS3D) 2.0 Turbo	B205L	02.98 - 08.03	1985	B	136 kW	1267	21
9-3 Cabriolet (YS3D) 2.0 Turbo	B205R	10.99 - 08.03	1985	B	151 kW	1267	21
9-3 Cabriolet (YS3D) 2.0 i	B204I	02.98 - 08.03	1985	B	96 kW	1266	18
9-3 Cabriolet (YS3D) 2.3 Turbo	B235R	10.99 - 08.03	2290	B	165 kW	1267	21
9-3 Cabriolet (YS3D) 2.3 i	B234I	02.98 - 08.03	2290	B	110 kW	1266	15
9-3 Cabriolet (YS3D) 2.3	B235R	09.99 - 12.02	2290	B	169 kW	1267	21
9-3 Cabriolet (YS3F) 1,8t BioPower	B207E	01.07 - 02.15	1998	B/E	110 kW	1265	10
9-3 Cabriolet (YS3F) 1,8t	B207E	08.03 - 02.15	1998	B	110 kW	1265	10
9-3 Cabriolet (YS3F) 1.8 i	Z 18 XE	01.04 - 02.15	1796	B	90 kW	1264	2
9-3 Cabriolet (YS3F) 1.9 TTiD	Z 19 DTR	12.07 - 02.15	1910	D	132 kW	1264	6
9-3 Cabriolet (YS3F) 1.9 TiD	Z 19 DTH	01.06 - 02.15	1910	D	110 kW	1264	5
9-3 Cabriolet (YS3F) 1.9 TiD	Z 19 DT	09.04 - 02.15	1910	D	88 kW	1264	4
9-3 Cabriolet (YS3F) 2.0 T BioPower	B207R	06.07 - 02.15	1998	B/E	145 kW	1265	10
9-3 Cabriolet (YS3F) 2.0 Turbo Performance	B207R	04.04 - 02.15	1998	B	185 kW	1265	10
9-3 Cabriolet (YS3F) 2.0 t BioPower	A 20 NFT	01.11 - 02.15	1998	B/E	162 kW	1265	10
9-3 Cabriolet (YS3F) 2.0 t BioPower	B207L	01.07 - 02.15	1998	B/E	129 kW	1265	10









							
			ccm	kW		1 POS	
9-3 Cabriolet (YS3F) 2.0 t BioPower	B207L	01.07 - 02.15	1998	B/E	129 kW	1265	10
9-3 Cabriolet (YS3F) 2.0 t	A 20 NFT	01.11 - 02.15	1998	B	162 kW	1265	10
9-3 Cabriolet (YS3F) 2.0 t	B207L	08.03 - 02.15	1998	B	129 kW	1265	10
9-3 Cabriolet (YS3F) 2.0 t	B207R	08.03 - 02.15	1998	B	154 kW	1265	10
9-3 Cabriolet (YS3F) 2.0	B207L	04.06 - 09.07	1998	B	143 kW	1265	10
9-3 Cabriolet (YS3F) 2.0	B207L	09.04 - 12.05	1998	B	130 kW	1265	10
9-3 Kombi (E50) 1.8 i	Z 18 XE	03.05 - 02.15	1796	B	90 kW	1264	2
9-3 Kombi (E50) 1.8 t	B207E	03.05 - 02.15	1998	B	110 kW	1265	10
9-3 Kombi (E50) 1.8t 2.0	B207E	03.05 - 02.15	1998	B	110 kW	1265	10
9-3 Kombi (E50) 1.9 TTiD	Z 19 DTR	12.07 - 02.15	1910	D	132 kW	1264	6
9-3 Kombi (E50) 1.9 TiD	Z 19 DTH	03.05 - 02.15	1910	D	110 kW	1264	5
9-3 Kombi (E50) 1.9 TiD	Z 19 DT	03.05 - 02.15	1910	D	88 kW	1264	4
9-3 Kombi (E50) 2.0 T16	B207L	04.06 - 02.15	1998	B	143 kW	1265	10
9-3 Kombi (E50) 2.0 t Bio Power XWD	B207R	06.08 - 02.15	1998	B/E	154 kW	1265	10
9-3 Kombi (E50) 2.0 t BioPower XWD	A 20 NFT	01.11 - 02.15	1998	B/E	162 kW	1265	10
9-3 Kombi (E50) 2.0 t BioPower	A 20 NFT	01.11 - 02.15	1998	B/E	162 kW	1265	10
9-3 Kombi (E50) 2.0 t BioPower	B207E	01.07 - 02.15	1998	B/E	110 kW	1265	10
9-3 Kombi (E50) 2.0 t BioPower	B207L	01.07 - 02.15	1998	B/E	129 kW	1265	10
9-3 Kombi (E50) 2.0 t BioPower	B207R	06.07 - 02.15	1998	B/E	145 kW	1265	10
9-3 Kombi (E50) 2.0 t XWD	A 20 NFT	01.11 - 02.15	1998	B	162 kW	1265	10
9-3 Kombi (E50) 2.0 t XWD	B207R	06.08 - 02.15	1998	B	154 kW	1265	10
9-3 Kombi (E50) 2.0 t XWD	B207R	05.09 - 02.15	1998	B	177 kW	1265	10
9-3 Kombi (E50) 2.0 t	A 20 NFT	01.11 - 02.15	1998	B	162 kW	1265	10
9-3 Kombi (E50) 2.0 t	B207E	03.05 - 02.15	1998	B	110 kW	1265	10
9-3 Kombi (E50) 2.0 t	B207L	03.05 - 02.15	1998	B	129 kW	1265	10
9-3 Kombi (E50) 2.0 t	B207R	03.05 - 02.15	1998	B	154 kW	1265	10
9-3 Kombi (E50) 2.0 t	B207R	05.09 - 02.15	1998	B	177 kW	1265	10
9-3X (YS3) 1.9 TTiD AWD	Z 19 DTR	02.09 - 12.12	1910	D	132 kW	1264	6
9-3X (YS3) 2.0 AWD	B207R	09.09 - 12.12	1998	B	156 kW	1265	10
9-3X (YS3) 2.0 T16 XWD	A 20 NFT	01.11 - 02.15	1998	B	162 kW	1265	10
9-3X (YS3) 2.0 t BioPower XWD	A 20 NFT	01.11 - 12.12	1998	B/E	162 kW	1265	10
9-3X (YS3) 2.0 t BioPower XWD	B207R	02.09 - 12.12	1998	B/E	154 kW	1265	10
9-3X (YS3) 2.0 t XWD	B207R	02.09 - 02.15	1998	B	154 kW	1265	10
9-5 (YS3E) 1.9 TiD	Z 19 DTH	01.06 - 12.09	1910	D	110 kW	1264	5
9-5 (YS3E) 2.0 Turbo SE	B205E	10.98 - 07.00	1985	B	141 kW	1267	21
9-5 (YS3E) 2.0 t BioPower	B205E	01.05 - 12.09	1985	B/E	110 kW	1267	21
9-5 (YS3E) 2.0 t Biopower	B205E	09.05 - 12.09	1985	B/E	132 kW	1267	21
9-5 (YS3E) 2.0 t	B205E	09.97 - 12.09	1985	B	110 kW	1267	21
9-5 (YS3E) 2.0 t	B205L	07.00 - 12.09	1985	B	136 kW	1267	21
9-5 (YS3E) 2.2 TiD	D223L	03.02 - 12.09	2171	D	88 kW	1265	8
9-5 (YS3E) 2.3 Turbo	B235E	04.08 - 12.09	2290	B	134 kW	1267	21
9-5 (YS3E) 2.3 Turbo	B235L	07.03 - 12.09	2290	B	162 kW	1267	21
9-5 (YS3E) 2.3 Turbo	B235R	10.99 - 09.01	2290	B	169 kW	1267	21
9-5 (YS3E) 2.3 Turbo	B235R	09.01 - 12.09	2290	B	184 kW	1267	21
9-5 (YS3E) 2.3 Turbo	B235R	11.05 - 12.09	2290	B	191 kW	1267	21
9-5 (YS3E) 2.3 Turbo	B235R	06.03 - 08.05	2290	B	224 kW	1267	21
9-5 (YS3E) 2.3 Turbo	B235R	04.08 - 12.09	2290	B	188 kW	1267	21
9-5 (YS3E) 2.3 t BioPower	B235E	01.07 - 12.09	2290	B/E	136 kW	1267	21
9-5 (YS3E) 2.3 t BioPower	B235R	11.06 - 12.09	2290	B/E	152 kW	1267	21
9-5 (YS3E) 2.3 t	B235E	09.97 - 12.03	2290	B	125 kW	1267	21
9-5 (YS3E) 2.3 t	B235E	01.01 - 12.09	2290	B	136 kW	1267	21
9-5 (YS3E) 2.3 t	B235L	09.03 - 12.05	2290	B/E	149 kW	1267	21
9-5 (YS3E) 2.3	B235R	09.99 - 12.09	2290	B	171 kW	1267	21
9-5 (YS3E) 3.0 V6t	B308E	01.98 - 08.05	2962	B	147 kW	1265	11
9-5 (YS3E) 3.0	B308E	09.98 - 12.03	2962	B	149 kW	1265	11
9-5 (YS3G) 1.6 Turbo	A 16 LET	05.10 - 01.12	1598	B	132 kW	1264	1
9-5 (YS3G) 2.0 TiD	A 20 DTH	05.10 - 01.12	1956	D	118 kW	1264	7
9-5 (YS3G) 2.0 Turbo XWD	A 20 NHT	05.10 - 01.12	1998	B	162 kW	1265	10
9-5 (YS3G) 2.0 Turbo	A 20 NHT	05.10 - 01.12	1998	B	162 kW	1265	10
9-5 (YS3G) 2.0 t BioPower XWD	A 20 NHT	05.10 - 01.12	1998	B/E	162 kW	1265	10
9-5 (YS3G) 2.0 t BioPower	A 20 NFT	05.10 - 01.12	1998	B/E	162 kW	1265	10
9-5 (YS3G) 2.0	A 20 NFT	09.10 - 01.12	1998	B	164 kW	1265	10

			<b>ccm</b>		<b>kw</b>		<b>1 POS</b>
9-5 Kombi (YS3E) 1.9 TiD	Z 19 DTH	01.06 - 12.09	1910	D	110 kW	1264	5
9-5 Kombi (YS3E) 1.9 TiD	Z 19 DTR	01.07 - 12.09	1910	D	129 kW	1264	6
9-5 Kombi (YS3E) 2.0 t BioPower	B205E	01.06 - 12.09	1985	B/E	110 kW	1267	21
9-5 Kombi (YS3E) 2.0 t Biopower	B205E	09.05 - 12.09	1985	B/E	132 kW	1267	21
9-5 Kombi (YS3E) 2.0 t	B204R	10.98 - 07.00	1985	B	141 kW	1266	19
9-5 Kombi (YS3E) 2.0 t	B205E	10.98 - 12.09	1985	B	110 kW	1267	21
9-5 Kombi (YS3E) 2.0 t	B205E	10.98 - 07.00	1985	B	141 kW	1267	21
9-5 Kombi (YS3E) 2.0 t	B205L	07.00 - 07.01	1985	B	136 kW	1267	21
9-5 Kombi (YS3E) 2.2 TiD	D223L	03.02 - 12.09	2171	D	88 kW	1265	8
9-5 Kombi (YS3E) 2.3 Turbo	B235L	07.03 - 12.09	2290	B	162 kW	1267	21
9-5 Kombi (YS3E) 2.3 Turbo	B235R	10.99 - 09.01	2290	B	169 kW	1267	21
9-5 Kombi (YS3E) 2.3 Turbo	B235R	09.01 - 12.09	2290	B	184 kW	1267	21
9-5 Kombi (YS3E) 2.3 Turbo	B235R	01.06 - 12.09	2290	B	191 kW	1267	21
9-5 Kombi (YS3E) 2.3 Turbo	B235R	06.03 - 08.05	2290	B	224 kW	1267	21
9-5 Kombi (YS3E) 2.3 t BioPower	B235E	01.07 - 12.09	2290	B/E	136 kW	1267	21
9-5 Kombi (YS3E) 2.3 t BioPower	B235R	11.06 - 12.09	2290	B/E	152 kW	1267	21
9-5 Kombi (YS3E) 2.3 t BioPower	B235R	11.06 - 12.09	2290	B/E	154 kW	1267	21
9-5 Kombi (YS3E) 2.3 t	B235E	10.98 - 12.09	2290	B	125 kW	1267	21
9-5 Kombi (YS3E) 2.3 t	B235E	09.99 - 12.09	2290	B	136 kW	1267	21
9-5 Kombi (YS3E) 2.3 t	B235L	09.03 - 12.05	2290	B/E	149 kW	1267	21
9-5 Kombi (YS3E) 2.3	B235R	09.99 - 12.09	2290	B	171 kW	1267	21
9-5 Kombi (YS3E) 3.0 V6t	B308E	10.98 - 08.05	2962	B	147 kW	1265	11
9-5 Kombi (YS3E) 3.0	B308E	10.98 - 12.03	2962	B	149 kW	1265	11
900 I (AC4, AM4) 2.0 -16	B202I	01.89 - 12.93	1985	B	93 kW	1266	14
900 I (AC4, AM4) 2.0 -16	B202XI	01.86 - 12.88	1985	B	92 kW	1266	16
900 I (AC4, AM4) 2.0 S Turbo-16	B202S	01.90 - 12.93	1985	B	104 kW	1266	16
900 I (AC4, AM4) 2.0 S Turbo-16	B202S	01.92 - 12.93	1985	B	107 kW	1266	16
900 I (AC4, AM4) 2.0 Turbo-16 S Cat	B202XL	01.89 - 12.93	1985	B	129 kW	1266	16
900 I (AC4, AM4) 2.0 Turbo-16 S	B202XL	01.84 - 12.88	1985	B	129 kW	1266	16
900 I (AC4, AM4) 2.0 Turbo-16	B202L	11.85 - 12.93	1985	B	118 kW	1266	15
900 I (AC4, AM4) 2.0 Turbo-16	B202XL	11.85 - 12.93	1985	B	118 kW	1266	16
900 I (AC4, AM4) 2.0	B202I	10.87 - 10.91	1985	B	98 kW	1266	14
900 I (AC4, AM4) 2.1 16 S	B212I	10.89 - 07.92	2119	B	107 kW	1267	24
900 I (AC4, AM4) 2.1	B212I	09.90 - 12.93	2119	B	104 kW	1267	24
900 I (AC4, AM4) 42371	B212I	08.90 - 12.93	2119	B	100 kW	1267	24
900 I Cabriolet 2.0 -16	B202I	01.90 - 06.94	1985	B	93 kW	1266	14
900 I Cabriolet 2.0 16v	B202I	04.90 - 12.90	1985	B	98 kW	1266	14
900 I Cabriolet 2.0 S Turbo-16	B202S	09.91 - 06.94	1985	B	104 kW	1266	16
900 I Cabriolet 2.0 Turbo-16 S	B202XL	11.86 - 06.94	1985	B	129 kW	1266	16
900 I Cabriolet 2.0 Turbo-16	B202XL	11.86 - 12.94	1985	B	118 kW	1266	16
900 I Cabriolet 2.0	B202S	05.91 - 10.93	1985	B	107 kW	1266	16
900 I Cabriolet 2.0	B202XL	10.89 - 10.93	1985	B	125 kW	1266	16
900 I Cabriolet 2.1 16 S	B212I	10.89 - 07.92	2119	B	107 kW	1267	24
900 I Cabriolet 2.1	B212I	09.90 - 12.94	2119	B	104 kW	1267	24
900 I Cabriolet 2.1	B212I	09.93 - 06.94	2119	B	104 kW	1267	24
900 I Cabriolet 42371	B212I	08.90 - 06.94	2119	B	100 kW	1267	24
900 I Combi Coupe 2.0 -16	B202I	01.89 - 08.92	1985	B	93 kW	1266	14
900 I Combi Coupe 2.0 -16	B202S	05.91 - 10.93	1985	B	107 kW	1266	16
900 I Combi Coupe 2.0 -16	B202XI	01.86 - 12.88	1985	B	92 kW	1266	16
900 I Combi Coupe 2.0 S Turbo-16	B202S	01.90 - 07.93	1985	B	104 kW	1266	16
900 I Combi Coupe 2.0 Turbo-16 S Cat	B202XL	01.89 - 12.93	1985	B	125 kW	1266	16
900 I Combi Coupe 2.0 Turbo-16 S	B202XL	02.84 - 12.88	1985	B	129 kW	1266	16
900 I Combi Coupe 2.0 Turbo-16	B202L	09.85 - 06.94	1985	B	118 kW	1266	15
900 I Combi Coupe 2.0 Turbo-16	B202L	01.93 - 06.94	1985	B	132 kW	1266	15
900 I Combi Coupe 2.0 Turbo-16	B202XL	09.85 - 06.94	1985	B	118 kW	1266	16
900 I Combi Coupe 2.1 16 S	B212I	10.89 - 07.92	2119	B	107 kW	1267	24
900 I Combi Coupe 2.1	B212I	09.90 - 12.93	2119	B	104 kW	1267	24
900 I Combi Coupe 42371	B212I	09.90 - 07.93	2119	B	100 kW	1267	24
900 II Cabriolet 2.0 -16 Turbo	B204L	12.93 - 02.98	1985	B	136 kW	1266	19
900 II Cabriolet 2.0 i	B204I	12.93 - 09.98	1985	B	96 kW	1266	18
900 II Cabriolet 2.3	B234I	12.93 - 02.98	2290	B	112 kW	1266	15
900 II Cabriolet 2.5 -24 V6	B258I	12.93 - 02.98	2498	B	125 kW	1264	3

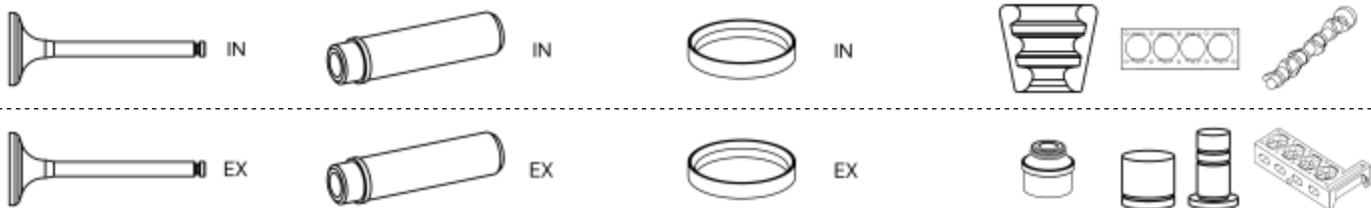


							
900 II Cabriolet 2.5	B258I	12.93 - 12.97	2498	B	127 kW	1264	3
900 II Cabriolet 42431	B234I	12.93 - 04.99	2290	B	110 kW	1266	15
900 II Coupe 2.0 -16 Turbo	B204L	12.93 - 02.98	1985	B	136 kW	1266	19
900 II Coupe 2.0 i	B204I	12.93 - 09.98	1985	B	96 kW	1266	18
900 II Coupe 2.0 i	B206I	12.93 - 07.94	1985	B	98 kW	1267	22
900 II Coupe 2.5 -24 V6	B258I	12.93 - 02.98	2498	B	125 kW	1264	3
900 II Coupe 42431	B234I	12.93 - 04.99	2290	B	110 kW	1266	15
900 II 2.0 -16 Turbo	B204L	07.93 - 02.98	1985	B	136 kW	1266	19
900 II 2.0 i	B204I	12.93 - 09.98	1985	B	96 kW	1266	18
900 II 2.0 i	B206I	07.93 - 07.94	1985	B	98 kW	1267	22
900 II 2.1	B212I	09.93 - 12.94	2119	B	104 kW	1267	24
900 II 2.3	B234I	09.93 - 02.98	2290	B	112 kW	1266	15
900 II 2.5 -24 V6	B258I	07.93 - 02.98	2498	B	125 kW	1264	3
900 II 42431	B234I	07.93 - 04.99	2290	B	110 kW	1266	15
9000 Schrägheck 2.0 -16 CS	B202I	01.89 - 12.98	1985	B	94 kW	1266	14
9000 Schrägheck 2.0 -16 CS	B202XI	01.89 - 12.98	1985	B	94 kW	1266	16
9000 Schrägheck 2.0 -16 CS	B204I	09.93 - 12.98	1985	B	96 kW	1266	18
9000 Schrägheck 2.0 -16 ND Turbo	B202S	09.93 - 12.98	1985	B	110 kW	1266	16
9000 Schrägheck 2.0 -16 ND Turbo	B204E	09.93 - 12.98	1985	B	110 kW	1266	17
9000 Schrägheck 2.0 -16 ND Turbo	B204S	09.93 - 12.98	1985	B	110 kW	1266	20
9000 Schrägheck 2.0 -16 Turbo CS	B202L	09.88 - 12.98	1985	B	136 kW	1266	15
9000 Schrägheck 2.0 -16 Turbo	B202L	09.84 - 12.91	1985	B	129 kW	1266	15
9000 Schrägheck 2.0 -16 Turbo	B202XL	09.84 - 08.93	1985	B	118 kW	1266	16
9000 Schrägheck 2.0 -16 Turbo	B202XL	09.84 - 12.91	1985	B	129 kW	1266	16
9000 Schrägheck 2.0 -16 Turbo	B202XL	09.86 - 08.93	1985	B	120 kW	1266	16
9000 Schrägheck 2.0 -16 Turbo	B202	06.89 - 12.92	1985	B	127 kW	1266	16
9000 Schrägheck 2.0 -16	B202XI	12.85 - 12.88	1985	B	92 kW	1266	16
9000 Schrägheck 2.0 -16	B202XI	12.85 - 08.88	1985	B	94 kW	1266	16
9000 Schrägheck 2.0 16v	B202L	09.89 - 01.90	1985	B	143 kW	1266	15
9000 Schrägheck 2.0 T16	B202L	06.89 - 10.90	1985	B	150 kW	1266	15
9000 Schrägheck 2.0	B202I	10.88 - 01.90	1985	B	99 kW	1266	14
9000 Schrägheck 2.3 -16 Aero CS	B234R	02.93 - 12.98	2290	B	162 kW	1266	19
9000 Schrägheck 2.3 -16 Aero CS	B234R	02.93 - 12.98	2290	B	165 kW	1266	19
9000 Schrägheck 2.3 -16 CSE Eco Power	B234E	09.93 - 12.98	2290	B	125 kW	1266	16
9000 Schrägheck 2.3 -16 CSE	B234I	09.93 - 12.98	2290	B	108 kW	1266	15
9000 Schrägheck 2.3 -16 CS	B234I	09.89 - 12.98	2290	B	107 kW	1266	15
9000 Schrägheck 2.3 -16 Turbo CSE	B234L	01.91 - 12.98	2290	B	147 kW	1267	23
9000 Schrägheck 2.3 -16 Turbo	B234L	09.90 - 12.98	2290	B	143 kW	1267	23
9000 Schrägheck 2.3	B234I	09.89 - 12.94	2290	B	110 kW	1266	15
9000 Schrägheck 2.3	B234L	09.97 - 12.98	2290	B	149 kW	1267	23
9000 Schrägheck 2.3	B234R	09.97 - 12.98	2290	B	168 kW	1266	19
9000 Schrägheck 3.0 -24 V6 CS/CSE	B308I	07.94 - 12.98	2962	B	155 kW	1265	12
9000 2.0 -16 CD	B202I	01.89 - 12.98	1985	B	96 kW	1266	14
9000 2.0 -16 CD	B202S	04.91 - 12.98	1985	B	110 kW	1266	16
9000 2.0 -16 CD	B204E	04.91 - 12.98	1985	B	110 kW	1266	17
9000 2.0 -16 CD	B204I	01.89 - 12.98	1985	B	96 kW	1266	18
9000 2.0 -16 CD	B204S	04.91 - 12.98	1985	B	110 kW	1266	20
9000 2.0 -16 Turbo CD	B202L	09.89 - 12.98	1985	B	136 kW	1266	15
9000 2.0 -16 Turbo CD	B202S	09.92 - 12.98	1985	B	108 kW	1266	16
9000 2.0 -16 Turbo CD	B202XL	09.88 - 08.93	1985	B	120 kW	1266	16
9000 2.0 -16 Turbo CD	B204E	09.92 - 12.98	1985	B	108 kW	1266	17
9000 2.0 -16 Turbo	B202XL	05.88 - 08.93	1985	B	118 kW	1266	16
9000 2.0 -16 Turbo	B202XL	04.85 - 12.91	1985	B	129 kW	1266	16
9000 2.0 -16 Turbo	B202	03.90 - 09.93	1985	B	127 kW	1266	16
9000 2.0 -16	B202I	01.89 - 01.93	1985	B	94 kW	1266	14
9000 2.0 Carlsson	B204L	09.89 - 08.90	1985	B	143 kW	1266	19
9000 2.0 T16	B202L	06.89 - 10.90	1985	B	150 kW	1266	15
9000 2.0	B202I	10.88 - 08.90	1985	B	99 kW	1266	14
9000 2.3 -16 CD Turbo	B234L	07.90 - 12.98	2290	B	147 kW	1267	23
9000 2.3 -16 CDE Eco-Power	B234E	09.93 - 12.98	2290	B	125 kW	1266	16
9000 2.3 -16 CDE	B234I	09.93 - 12.98	2290	B	108 kW	1266	15
9000 2.3 -16 CD	B234I	08.89 - 12.98	2290	B	107 kW	1266	15

	 ENGINE	 00000	ccm		kW		 1 POS
9000 2.3 -16 Turbo	B234L	09.90 - 12.98	2290	B	143 kW	1267	23
9000 2.3	B234I	09.89 - 12.94	2290	B	110 kW	1266	15
9000 2.3	B234I	09.90 - 12.91	2290	B	112 kW	1266	15
9000 2.3	B234R	09.90 - 10.98	2290	B	165 kW	1266	19
9000 3.0 -24 V6 CD/CDE	B308I	07.93 - 12.98	2962	B	155 kW	1265	12



ENGINE			ccm	kW			1 POS	ENGINE			ccm	kW			1 POS
831 A1.000	86,400	4	1498	63 kW	B	1265	13	B207L	86,000	4	1998	129 - 143 kW	B	1265	10
831 A2.000	86,400	4	1301	55 - 58 kW	B	1265	13	B207R	86,000	4	1998	145 - 185 kW	B	1265	10
A 16 LET	79,000	4	1598	132 kW	B	1264	1	B212I	93,000	4	2119	100 - 107 kW	B	1267	24
A 20 DTH	83,000	4	1956	118 kW	D	1264	7	B234E	90,000	4	2290	125 kW	B	1266	16
A 20 NFT	86,000	4	1998	162 - 164 kW	B	1265	10	B234I	90,000	4	2290	107 - 112 kW	B	1266	15
A 20 NHT	86,000	4	1998	162 kW	B	1265	10	B234L	90,000	4	2290	143 - 149 kW	B	1267	23
B202I	90,000	4	1985	93 - 99 kW	B	1266	14	B234R	90,000	4	2290	162 - 168 kW	B	1266	19
B202L	90,000	4	1985	118 - 150 kW	B	1266	15	B235E	90,000	4	2290	125 - 136 kW	B	1267	21
B202S	90,000	4	1985	104 - 110 kW	B	1266	16	B235L	90,000	4	2290	149 - 184 kW	B	1267	21
B202XI	90,000	4	1985	92 - 96 kW	B	1266	16	B235R	90,000	4	2290	152 - 224 kW	B	1267	21
B202XL	90,000	4	1985	118 - 132 kW	B	1266	16	B258I	81,600	6	2498	125 - 127 kW	B	1264	3
B202	90,000	4	1985	127 kW	B	1266	16	B308E	86,000	6	2962	147 - 149 kW	B	1265	11
B204E	90,000	4	1985	108 - 113 kW	B	1266	17	B308I	86,000	6	2962	155 kW	B	1265	12
B204I	90,000	4	1985	96 kW	B	1266	18	D223L	84,000	4	2171	85 - 92 kW	D	1265	8
B204L	90,000	4	1985	136 - 147 kW	B	1266	19	X 22 DTH	84,000	4	2171	85 kW	D	1265	9
B204R	90,000	4	1985	141 - 147 kW	B	1266	19	Y 22 DTH	84,000	4	2171	85 - 88 kW	D	1265	9
B204S	90,000	4	1985	110 kW	B	1266	20	Z 18 XE	80,500	4	1796	90 kW	B	1264	2
B205E	90,000	4	1985	110 - 141 kW	B	1267	21	Z 19 DTH	82,000	4	1910	110 - 129 kW	D	1264	5
B205L	90,000	4	1985	136 kW	B	1267	21	Z 19 DTJ	82,000	4	1910	88 kW	D	1264	5
B205R	90,000	4	1985	151 kW	B	1267	21	Z 19 DTR	82,000	4	1910	129 - 132 kW	D	1264	6
B206I	90,000	4	1985	98 kW	B	1267	22	Z 19 DT	82,000	4	1910	88 kW	D	1264	4
B207E	86,000	4	1998	110 kW	B	1265	10								



<b>79,000 mm</b>	<b>1</b>
------------------	----------

A 16 LET ,

**M-5**

<b>80,500 mm</b>	<b>2</b>
------------------	----------

Z 18 XE ,

**853523-4** **M-5**

31,20 x 5,00 x 102,00 x 45°

**863524-4** **973502-8**

27,55 x 5,00 x 100,85 x 45° Hydro

<b>81,600 mm</b>	<b>3</b>
------------------	----------

B258I ,

**853563-4**

32,00 x 6,00 x 102,00 x 45°

**863564-4** **915097-8** **973502-8**

29,00 x 6,00 x 92,20 x 45° Ø 6,00 Hydro

<b>82,000 mm</b>	<b>4</b>
------------------	----------

Z 19 DT ,

**852047-4** **M-8**

35,60 x 8,00 x 115,00 x 45°

**862048-4** **912801-8**

34,60 x 8,00 x 115,00 x 45° Ø 8,00

<b>82,000 mm</b>	<b>5</b>
------------------	----------

Z 19 DTH , Z 19 DTJ ,

**853531-4** **M-6**

27,90 x 5,00 x 114,40 x 45°

**M-5**

**863532-4**

24,30 x 5,00 x 114,40 x 45°

<b>82,000 mm</b>	<b>6</b>
------------------	----------

Z 19 DTR ,

**853531-4**

27,90 x 5,00 x 114,40 x 45°

<b>83,000 mm</b>	<b>7</b>
------------------	----------

A 20 DTH ,

**M-5**

**863532-4**

24,30 x 5,00 x 114,40 x 45°





## 84,000 mm

8

D223L ,

915097-8

973502-8

Ø 6,00

Hydro

974001-8

Hydro

## 84,000 mm

9

X 22 DTH , Y 22 DTH ,

853577-4

M-6

29,10 x 6,00 x 97,20 x 45°

863578-4

915097-8

973502-8

26,10 x 6,00 x 97,20 x 45°

Ø 6,00

Hydro

## 86,000 mm

10

A 20 NFT , A 20 NHT , B207E , B207L , B207R ,

853583-4

M-6

35,25 x 6,00 x 102,20 x 45°

853585-4

35,10 x 6,00 x 102,30 x 45°

863584-4

30,10 x 6,00 x 101,00 x 45°

## 86,000 mm

11

B308E ,

915097-8

973502-8

Ø 6,00

Hydro

## 86,000 mm

12

B308I ,

853563-4

32,00 x 6,00 x 102,00 x 45°

863564-4

915097-8

973502-8

29,00 x 6,00 x 92,20 x 45°

Ø 6,00

Hydro

## 86,400 mm

13

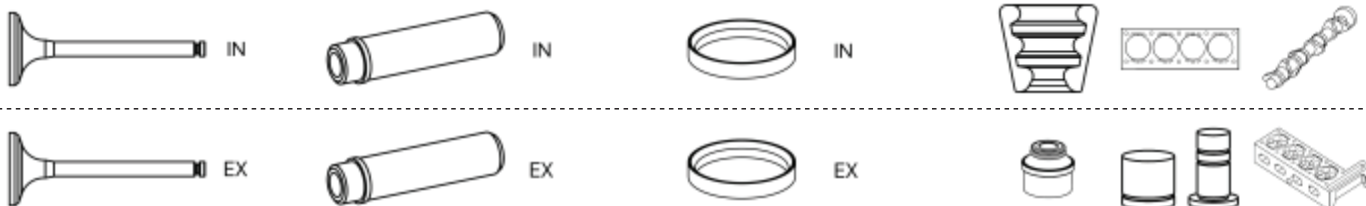
831 A1.000 , 831 A2.000 ,

880222-4

12,06 x 8,00 x 36,50 | IN | EX

882047-4

14,07 x 8,00 x 46,00 | IN | EX



<b>90,000 mm</b>	<b>14</b>
------------------	-----------

B202I ,		<b>854009-4</b> 32,00 x 7,00 x 108,30 x 45°	<b>884003-4</b> 12,05 x 7,00 x 49,50   IN   EX	<b>M-7</b>	<b>915001-8</b> Ø 7,00	<b>971002-8</b> Hydro
<b>864008-4</b> 29,00 x 7,00 x 108,30 x 45°				<b>974001-8</b> Hydro		

<b>90,000 mm</b>	<b>15</b>
------------------	-----------

B202L , B234I ,		<b>884003-4</b> 12,05 x 7,00 x 49,50   IN   EX	<b>M-7</b>	<b>915001-8</b> Ø 7,00	<b>974001-8</b> Hydro
<b>864008-4</b> 29,00 x 7,00 x 108,30 x 45°					

<b>90,000 mm</b>	<b>16</b>
------------------	-----------

B202S , B202XI , B202XL , B202 , B234E ,		<b>915001-8</b> Ø 7,00	<b>974001-8</b> Hydro
--	--	---------------------------	--------------------------

<b>90,000 mm</b>	<b>17</b>
------------------	-----------

B204E ,		<b>854009-4</b> 32,00 x 7,00 x 108,30 x 45°	<b>884003-4</b> 12,05 x 7,00 x 49,50   IN   EX	<b>M-7</b>	<b>915001-8</b> Ø 7,00	<b>974001-8</b> Hydro
<b>864008-4</b> 29,00 x 7,00 x 108,30 x 45°						

<b>90,000 mm</b>	<b>18</b>
------------------	-----------

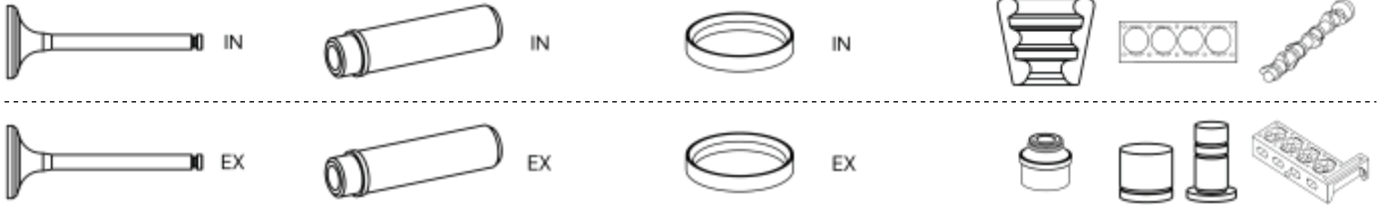
B204I ,		<b>854009-4</b> 32,00 x 7,00 x 108,30 x 45°	<b>884003-4</b> 12,05 x 7,00 x 49,50   IN   EX	<b>M-7</b>	<b>915001-8</b> Ø 7,00	<b>974001-8</b> Hydro
<b>854011-4</b> 33,00 x 7,00 x 107,80 x 45°						
<b>864008-4</b> 29,00 x 7,00 x 108,30 x 45°						

<b>90,000 mm</b>	<b>19</b>
------------------	-----------

B204L , B204R , B234R ,		<b>854011-4</b> 33,00 x 7,00 x 107,80 x 45°	<b>884003-4</b> 12,05 x 7,00 x 49,50   IN   EX	<b>M-7</b>	<b>915001-8</b> Ø 7,00	<b>974001-8</b> Hydro
<b>864008-4</b> 29,00 x 7,00 x 108,30 x 45°						

<b>90,000 mm</b>	<b>20</b>
------------------	-----------

B204S ,		<b>915001-8</b> Ø 7,00
---------	--	---------------------------



90,000 mm

21

B205E , B205L , B205R , B235E , B235L , B235R ,

974001-8

Hydro

90,000 mm

22

B206I ,

854011-4

33,00 x 7,00 x 107,80 x 45°

915001-8

Ø 7,00

90,000 mm

23

B234L ,

854011-4

33,00 x 7,00 x 107,80 x 45°

915001-8

Ø 7,00

974001-8

Hydro

93,000 mm

24

B212I ,

915001-8

Ø 7,00


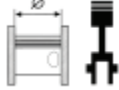



974001-8

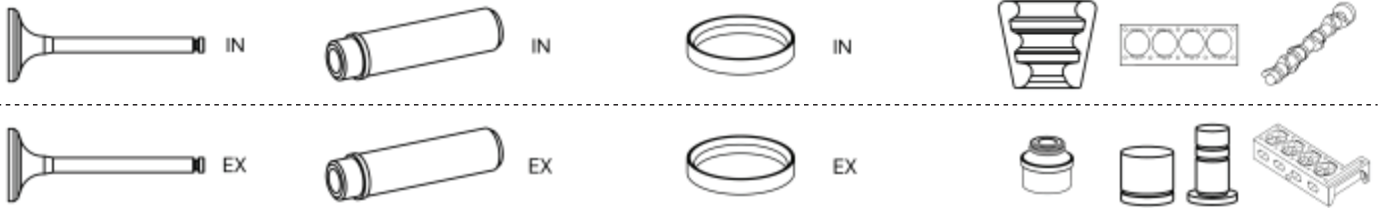
Hydro



**siehe Motorenliste**  
**see engline list**  
**voir la liste des moteurs**  
**ver lista de motores**  
**см. список двигателей**  
**تالكر حطما قمىق رظنا**



			<b>ccm</b>	<b>kW</b>			<b>1</b> <b>POS</b>
8140.61	93,000	4	2445	53 kW	D	1270	1



**93,000 mm**

**1**

8140.61,

**852052-4**

41,00 x 8,00 x 120,80 x 30°

**882059-4**

13,07 x 8,00 x 60,00 | IN | EX

**R-8**











**862053-4**

34,50 x 8,00 x 122,00 x 45°



**siehe Motorenliste  
see engline list  
voir la liste des moteurs  
ver lista de motores  
см. список двигателей  
تاكړ حط ا قعوتق رظنا**



			<b>ccm</b>	<b>kW</b>			<b>1</b> POS				<b>ccm</b>	<b>kW</b>			<b>1</b> POS
712-01-01	98,000	4	3320	68 kW	D	1273	2	720-12	102,000	4	3595	65 kW	D	1273	3
712.01	98,000	4	3320	63 - 65 kW	D	1273	1	720	102,000	4	3596	66 kW	D	1273	3
712.03	98,000	4	3320	51 kW	D	1273	1	797	102,000	6	5489	98 - 110 kW	D	1273	3
712.04	98,000	4	3320	51 - 58 kW	D	1273	1	798-10	102,000	6	5490	111 kW	D	1273	3
720-01-08	102,000	4	3596	65 - 68 kW	D	1273	3								



## 98,000 mm

1

712.01 , 712.03 , 712.04 ,

853859-6

45,80 x 10,00 x 140,20 x 30°

K-10

863860-6

39,10 x 10,00 x 140,00 x 45°

## 98,000 mm

2

712-01-01 ,

853859-6

45,80 x 10,00 x 140,20 x 30°

863860-6

39,10 x 10,00 x 140,00 x 45°

## 102,000 mm

3

720-01-08 , 720-12 , 720 , 797 , 798-10 ,

853859-6

45,80 x 10,00 x 140,20 x 30°

K-10

863860-6















39,10 x 10,00 x 140,00 x 45°



**siehe Motorenliste**  
**see engline list**  
**voir la liste des moteurs**  
**ver lista de motores**  
**см. список двигателей**  
**تالتر حطما قمىق رظنا**









ENGINE			ccm	kW			1 POS	ENGINE			ccm	kW			1 POS
D 10-R 01	127,000	6	10261	121 - 151 kW	D	1280	6	DC 12.02	127,000	6	11705	294 kW	D	1281	10
D 11 R 23	127,000	6	11021	143 kW	D	1280	8	DC 12.03	127,000	6	11705	308 kW	D	1281	10
D 11	127,000	6	11021	140 - 149 kW	D	1280	7	DC 12.06	127,000	6	11705	309 kW	D	1281	10
D 14	127,000	8	14188	202 kW	D	1280	9	DC 12.07	127,000	6	11705	279 - 280 kW	D	1281	12
D 8	115,000	6	7790	115 - 120 kW	D	1279	2	DC 12.09	127,000	6	11705	309 kW	D	1281	10
DC 09.071A	130,000	5	9291	226 - 313 kW	D	1291	60	DC 12.10	127,000	6	11705	250 kW	D	1281	10
DC 09.072A	130,000	5	9291	226 - 358 kW	D	1291	60	DC 12.12	127,000	6	11705	309 kW	D	1281	11
DC 09.073A	130,000	5	9291	226 - 358 kW	D	1291	60	DC 12.13	127,000	6	11705	279 - 280 kW	D	1281	10
DC 09.074A	130,000	5	9291	195 - 294 kW	D	1291	60	DC 12.14	127,000	6	11705	309 kW	D	1281	10
DC 09.076A	130,000	5	9291	155 - 257 kW	D	1291	60	DC 12.15	127,000	6	11705	309 kW	D	1281	10
DC 09.084A	130,000	5	9291	195 - 202 kW	D	1291	60	DC 12.17	127,000	6	11705	279 kW	D	1281	10
DC 09.085A	130,000	5	9291	224 - 257 kW	D	1291	60	DC 12.18	127,000	6	11705	279 kW	D	1281	10
DC 09.086A	130,000	5	9291	230 - 294 kW	D	1291	60	DC 12.22	127,000	6	11705	309 kW	D	1281	10
DC 09.087A	130,000	5	9291	173 - 202 kW	D	1291	60	DC 12.23	127,000	6	11705	309 kW	D	1281	10
DC 09.089A	130,000	5	9291	165 - 237 kW	D	1291	60	DC 12.24	127,000	6	11705	279 - 280 kW	D	1281	10
DC 09.101	130,000	5	9291	228 kW	D	1291	60	DC 12.26	127,000	6	11705	250 kW	D	1281	10
DC 09.108	130,000	5	9291	235 kW	D	1291	60	DC 12.45A	127,000	6	11705	420 kW	D	1281	12
DC 09.109	130,000	5	9291	184 kW	D	1291	60	DC 12.47A	127,000	6	11705	282 kW	D	1281	12
DC 09.110	130,000	5	9291	228 kW	D	1291	60	DC 12.48A	127,000	6	11705	282 kW	D	1281	12
DC 09.111	130,000	5	9291	184 kW	D	1291	60	DC 12.50A	127,000	6	11705	272 kW	D	1281	12
DC 09.112	130,000	5	9291	265 kW	D	1291	60	DC 12.52A	127,000	6	11705	337 kW	D	1281	12
DC 09.113	130,000	5	9291	206 kW	D	1289	50	DC 12.53A	127,000	6	11705	337 kW	D	1281	12
DC 09.114	130,000	5	9291	184 kW	D	1291	60	DC 12.54A	127,000	6	11705	273 kW	D	1281	12
DC 09.115	130,000	5	9291	228 kW	D	1291	60	DC 12.55A	127,000	6	11705	294 kW	D	1281	12
DC 09.119	130,000	5	9291	206 kW	D	1291	60	DC 12.56A	127,000	6	11705	273 kW	D	1281	12
DC 09.121	130,000	5	9291	184 kW	D	1291	60	DC 12.58A	127,000	6	11705	257 kW	D	1281	12
DC 09.124	130,000	5	9291	235 kW	D	1291	60	DC 12.59A	127,000	6	11705	270 kW	D	1281	12
DC 09.125	130,000	5	9291	228 kW	D	1291	60	DC 12.60A	127,000	6	11705	270 kW	D	1281	12
DC 09.126	130,000	5	9291	235 kW	D	1291	60	DC 13.05	130,000	6	12742	294 kW	D	1289	51
DC 09.127	130,000	5	9291	265 kW	D	1291	60	DC 13.06	130,000	6	12742	265 kW	D	1289	51
DC 09.130	130,000	5	9291	206 kW	D	1291	60	DC 13.070A	130,000	6	12742	294 kW	D	1291	60
DC 09.132	130,000	5	9291	265 kW	D	1291	60	DC 13.071A	130,000	6	12742	325 - 371 kW	D	1291	60
DC 09.139	130,000	5	9291	206 kW	D	1291	60	DC 13.072A	130,000	6	12742	326 - 487 kW	D	1291	60
DC 09.140	130,000	5	9291	235 kW	D	1291	60	DC 13.073A	130,000	6	12742	326 - 487 kW	D	1291	60
DC 09.141	130,000	5	9291	265 kW	D	1291	60	DC 13.074A	130,000	6	12742	245 - 368 kW	D	1291	60
DC 09.142	130,000	5	9291	206 kW	D	1291	60	DC 13.076A	130,000	6	12742	202 - 331 kW	D	1291	60
DC 09.143	130,000	5	9291	235 kW	D	1291	60	DC 13.077A	130,000	6	12742	294 kW	D	1291	60
DC 09.144	130,000	5	9291	265 kW	D	1291	60	DC 13.07	130,000	6	12742	353 kW	D	1289	51
DC 09.310A	130,000	5	9291	202 - 240 kW	D	1291	60	DC 13.080A	130,000	6	12742	264 kW	D	1291	60
DC 09.311A	130,000	5	9291	202 - 240 kW	D	1291	60	DC 13.081A	130,000	6	12742	257 kW	D	1291	60
DC 09.312A	130,000	5	9291	202 - 232 kW	D	1291	60	DC 13.082A	130,000	6	12742	283 kW	D	1291	60
DC 09.313A	130,000	5	9291	212 - 294 kW	D	1291	60	DC 13.083A	130,000	6	12742	294 kW	D	1291	60
DC 09.320A	130,000	5	9291	223 - 303 kW	D	1291	60	DC 13.084A	130,000	6	12742	271 - 331 kW	D	1291	60
DC 09.327A	130,000	5	9291	232 - 294 kW	D	1291	60	DC 13.085A	130,000	6	12742	285 - 405 kW	D	1291	60
DC 09.330A	130,000	5	9291	202 - 240 kW	D	1291	60	DC 13.087A	130,000	6	12742	197 - 283 kW	D	1291	60
DC 09.331A	130,000	5	9291	162 - 240 kW	D	1291	60	DC 13.08	130,000	6	12742	346 kW	D	1291	60
DC 09.332A	130,000	5	9291	202 - 232 kW	D	1291	60	DC 13.091A	130,000	6	12742	245 - 368 kW	D	1291	60
DC 09.333A	130,000	5	9291	212 - 294 kW	D	1291	60	DC 13.093A	130,000	6	12742	443 - 580 kW	D	1291	60
DC 09.384A	130,000	5	9291	195 - 202 kW	D	1291	60	DC 13.101	130,000	6	12742	353 kW	D	1290	52
DC 09.385A	130,000	5	9291	224 - 257 kW	D	1291	60	DC 13.102	130,000	6	12742	324 kW	D	1290	52
DC 09.386A	130,000	5	9291	230 - 294 kW	D	1291	60	DC 13.103	130,000	6	12742	294 kW	D	1290	52
DC 09.387A	130,000	5	9291	173 - 202 kW	D	1291	60	DC 13.104	130,000	6	12742	265 kW	D	1290	52
DC 09.389A	130,000	5	9291	165 - 237 kW	D	1291	60	DC 13.106	130,000	6	12742	338 kW	D	1291	60
DC 11.01	127,000	6	10641	250 kW	D	1281	10	DC 13.107	130,000	6	12742	301 kW	D	1290	52
DC 11.02	127,000	6	10641	279 kW	D	1281	10	DC 13.108	130,000	6	12742	265 kW	D	1291	60
DC 11.03	127,000	6	10641	250 kW	D	1281	10	DC 13.109	130,000	6	12742	324 kW	D	1290	52
DC 11.04	127,000	6	10641	279 kW	D	1281	10	DC 13.10	130,000	6	12742	324 kW	D	1289	51
DC 11.06	127,000	6	10641	250 kW	D	1281	11	DC 13.110	130,000	6	12742	353 kW	D	1290	52
DC 11.07	127,000	6	10641	242 - 243 kW	D	1281	10	DC 13.111	130,000	6	12742	353 kW	D	1290	52
DC 11.08	127,000	6	10641	250 kW	D	1281	10	DC 13.112	130,000	6	12742	324 kW	D	1290	52
DC 11.09	127,000	6	10641	279 kW	D	1281	10	DC 13.113	130,000	6	12742	294 kW	D	1290	52
DC 12.01	127,000	6	11705	309 kW	D	1281	10	DC 13.114	130,000	6	12742	265 kW	D	1290	52

															
DC 13.115	130,000	6	12742	301 - 302 kW	D	1290	53	DC 16.091A	130,000	8	16353	370 - 493 kW	D	1291	60
DC 13.116	130,000	6	12742	272 kW	D	1290	54	DC 16.092A	130,000	8	16353	345 - 566 kW	D	1291	60
DC 13.119	130,000	6	12742	404 - 405 kW	D	1291	60	DC 16.093A	130,000	8	16353	447 - 634 kW	D	1291	60
DC 13.11	130,000	6	12742	309 kW	D	1291	60	DC 16.09	127,000	8	15607	368 kW	D	1281	10
DC 13.120	130,000	6	12742	294 kW	D	1290	52	DC 16.101	130,000	8	16353	382 kW	D	1290	56
DC 13.121	130,000	6	12742	324 - 324 kW	D	1290	55	DC 16.102	130,000	8	16353	426 - 427 kW	D	1290	56
DC 13.124	130,000	6	12742	331 kW	D	1290	53	DC 16.103	130,000	8	16353	537 kW	D	1290	56
DC 13.125	130,000	6	12742	360 kW	D	1290	54	DC 16.105	130,000	8	16353	382 kW	D	1290	57
DC 13.138	130,000	6	12742	302 kW	D	1291	60	DC 16.106	130,000	8	16353	427 kW	D	1291	58
DC 13.139	130,000	6	12742	302 kW	D	1291	60	DC 16.107	130,000	8	16353	537 kW	D	1291	58
DC 13.141	130,000	6	12742	302 kW	D	1291	60	DC 16.108	130,000	8	16353	537 kW	D	1291	60
DC 13.143	130,000	6	12742	331 kW	D	1291	60	DC 16.111	130,000	8	16353	412 kW	D	1291	60
DC 13.146	130,000	6	12742	368 kW	D	1291	60	DC 16.114	130,000	8	16353	382 kW	D	1291	60
DC 13.147	130,000	6	12742	331 kW	D	1290	53	DC 16.115	130,000	8	16353	456 kW	D	1291	60
DC 13.148	130,000	6	12742	331 kW	D	1291	60	DC 16.116	130,000	8	16353	382 kW	D	1291	60
DC 13.149	130,000	6	12742	272 kW	D	1291	60	DC 16.117	130,000	8	16353	427 kW	D	1291	60
DC 13.151	130,000	6	12742	324 kW	D	1279	1	DC 16.118	130,000	8	16353	479 kW	D	1291	60
DC 13.152	130,000	6	12742	279 kW	D	1291	60	DC 16.120	130,000	8	16353	390 kW	D	1291	60
DC 13.153	130,000	6	12742	324 kW	D	1291	60	DC 16.121	130,000	8	16353	434 kW	D	1291	60
DC 13.155	130,000	6	12742	368 kW	D	1291	60	DC 16.122	130,000	8	16353	485 kW	D	1291	60
DC 13.157	130,000	6	12742	302 kW	D	1291	60	DC 16.123	130,000	8	16353	566 kW	D	1291	60
DC 13.162	130,000	6	12742	272 kW	D	1291	60	DC 16.17	127,000	8	15607	456 kW	D	1281	10
DC 13.163	130,000	6	12742	302 kW	D	1291	60	DC 16.18	127,000	8	15607	412 kW	D	1281	10
DC 13.164	130,000	6	12742	331 kW	D	1291	60	DC 16.19	127,000	8	15607	368 kW	D	1281	10
DC 13.165	130,000	6	12742	368 kW	D	1291	60	DC 16.21	130,000	8	16353	537 kW	D	1291	59
DC 13.166	130,000	6	12742	397 kW	D	1291	60	DC 16.22	127,000	8	15607	368 kW	D	1281	10
DC 13.172	130,000	6	12742	397 kW	D	1279	1	DC 16.313A	130,000	8	16353	360 - 450 kW	D	1291	60
DC 13.173	130,000	6	12742	412 kW	D	1291	60	DC 16.314A	130,000	8	16353	390 - 522 kW	D	1291	60
DC 13.175	130,000	6	12742	338 kW	D	1291	60	DC 16.316A	130,000	8	16353	387 - 478 kW	D	1291	60
DC 13.176	130,000	6	12742	309 kW	D	1291	60	DC 16.317A	130,000	8	16353	405 - 522 kW	D	1291	60
DC 13.177	130,000	6	12742	375 kW	D	1291	60	DC 16.318A	130,000	8	16353	398 - 522 kW	D	1291	60
DC 13.310A	130,000	6	12742	235 - 283 kW	D	1291	60	DC 16.320A	130,000	8	16353	398 - 491 kW	D	1291	60
DC 13.311A	130,000	6	12742	202 - 294 kW	D	1291	60	DC 16.336A	130,000	8	16353	372 - 478 kW	D	1291	60
DC 13.312A	130,000	6	12742	260 - 331 kW	D	1291	60	DC 16.337A	130,000	8	16353	405 - 522 kW	D	1291	60
DC 13.313A	130,000	6	12742	304 - 405 kW	D	1291	60	DC 16.338A	130,000	8	16353	398 - 522 kW	D	1291	60
DC 13.320A	130,000	6	12742	311 - 404 kW	D	1291	60	DC 16.385A	130,000	8	16353	345 - 566 kW	D	1291	60
DC 13.327A	130,000	6	12742	304 - 405 kW	D	1291	60	DC 16.387A	130,000	8	16353	345 - 566 kW	D	1291	60
DC 13.330A	130,000	6	12742	257 - 294 kW	D	1291	60	DC 9.01	115,000	6	8974	169 kW	D	1279	3
DC 13.331A	130,000	6	12742	202 - 294 kW	D	1291	60	DC 9.02	115,000	6	8974	191 kW	D	1279	3
DC 13.332A	130,000	6	12742	260 - 331 kW	D	1291	60	DC 9.03	115,000	6	8974	221 kW	D	1279	3
DC 13.333A	130,000	6	12742	304 - 405 kW	D	1291	60	DC 9.04	115,000	6	8974	169 kW	D	1279	3
DC 13.384A	130,000	6	12742	271 - 331 kW	D	1291	60	DC 9.05	115,000	6	8974	191 kW	D	1279	3
DC 13.385A	130,000	6	12742	285 - 405 kW	D	1291	60	DC 9.06	115,000	6	8974	221 kW	D	1279	3
DC 13.387A	130,000	6	12742	197 - 283 kW	D	1291	60	DC 9.101	130,000	5	9291	228 kW	D	1291	60
DC 13.505A	130,000	6	12742	269 kW	D	1291	60	DC 9.102	130,000	5	9291	184 kW	D	1291	60
DC 13.506A	130,000	6	12742	275 kW	D	1291	60	DC 9.109	130,000	5	9291	184 kW	D	1291	60
DC 16.01	127,000	8	15607	426 - 427 kW	D	1281	10	DC 9.11	127,000	5	8867	228 kW	D	1281	13
DC 16.02	127,000	8	15607	353 kW	D	1281	10	DC 9.12	127,000	5	8867	198 kW	D	1281	13
DC 16.03	127,000	8	15607	426 kW	D	1281	10	DC 9.13	127,000	5	8867	169 kW	D	1281	13
DC 16.04	127,000	8	15607	368 kW	D	1281	10	DC 9.16	127,000	5	8867	169 kW	D	1281	13
DC 16.05	127,000	8	15607	412 kW	D	1281	10	DC 9.17	127,000	5	8867	198 - 199 kW	D	1281	13
DC 16.06	127,000	8	15607	368 kW	D	1281	10	DC 9.18	127,000	5	8867	228 kW	D	1281	13
DC 16.071A	130,000	8	16353	438 - 483 kW	D	1291	60	DC 9.19	127,000	5	8867	169 kW	D	1281	13
DC 16.072A	130,000	8	16353	536 - 704 kW	D	1291	60	DC 9.20	127,000	5	8867	198 - 199 kW	D	1281	13
DC 16.074A	130,000	8	16353	356 - 515 kW	D	1291	60	DC 9.21	127,000	5	8867	198 - 228 kW	D	1281	13
DC 16.078A	130,000	8	16353	534 - 706 kW	D	1291	60	DC 9.22	130,000	5	9291	235 kW	D	1289	51
DC 16.083A	130,000	8	16353	345 - 405 kW	D	1291	60	DC 9.24	130,000	5	9291	265 kW	D	1291	60
DC 16.084A	130,000	8	16353	367 - 493 kW	D	1291	60	DC 9.28	130,000	5	9291	235 kW	D	1291	60
DC 16.085A	130,000	8	16353	345 - 566 kW	D	1291	60	DC 9.29	130,000	5	9291	206 kW	D	1289	51
DC 16.086A	130,000	8	16353	345 - 566 kW	D	1291	60	DC 9.30	130,000	5	9291	169 kW	D	1289	51
DC 16.087A	130,000	8	16353	371 - 551 kW	D	1291	60	DC 9.31	127,000	5	8867	199 kW	D	1281	13
DC 16.08	127,000	8	15607	456 kW	D	1281	10	DC 9.32	130,000	5	9291	235 kW	D	1289	51



ENGINE			ccm	kW			1 POS	ENGINE			ccm	kW			1 POS
DC 9.35	130,000	5	9291	169 kW	D	1289	51	DS 11.10	127,000	6	11021	265 kW	D	1282	19
DC 9.36	130,000	5	9291	206 kW	D	1289	51	DS 11.14	127,000	6	11021	206 - 245 kW	D	1282	17
DC 9.37	130,000	5	9291	235 kW	D	1290	52	DS 11.15 B	127,000	6	11021	224 kW	D	1283	20
DC 9.38	130,000	5	9291	206 kW	D	1290	55	DS 11.15	127,000	6	11021	224 - 245 kW	D	1282	17
DC 9.39	130,000	5	9291	169 kW	D	1290	55	DS 11.17	127,000	6	11021	232 kW	D	1282	19
DC 9E.02	127,000	5	8867	198 kW	D	1281	12	DS 11.18	127,000	6	11021	254 kW	D	1282	17
DI 09.070M	130,000	5	9291	162 - 257 kW	D	1291	60	DS 11.22	127,000	6	11021	280 kW	D	1283	21
DI 09.072M	130,000	5	9291	204 - 294 kW	D	1291	60	DS 11.23	127,000	6	11021	266 kW	D	1283	21
DI 12.50A	127,000	6	11705	282 kW	D	1281	12	DS 11.25	127,000	6	11021	185 - 189 kW	D	1283	21
DI 12.51A	127,000	6	11705	282 kW	D	1281	12	DS 11.34 BO 6	127,000	6	11021	230 kW	D	1282	18
DI 12.52A	127,000	6	11705	282 kW	D	1281	12	DS 11.34 B	127,000	6	11021	228 kW	D	1283	22
DI 12.54A	127,000	6	11705	243 kW	D	1281	12	DS 11.34 C	127,000	6	11021	228 kW	D	1283	20
DI 12.56A	127,000	6	11705	272 kW	D	1281	12	DS 11.34	127,000	6	11021	228 kW	D	1282	17
DI 12.57M	127,000	6	11705	300 kW	D	1281	12	DS 11.41	127,000	6	11021	214 kW	D	1282	19
DI 13.070M	130,000	6	12742	232 - 405 kW	D	1291	60	DS 11.67	127,000	6	11021	221 kW	D	1282	19
DI 13.071M	130,000	6	12742	294 - 368 kW	D	1291	60	DS 11.71 C	127,000	6	11021	189 kW	D	1282	15
DI 13.072M	130,000	6	12742	441 - 478 kW	D	1291	60	DS 11.71	127,000	6	11021	189 kW	D	1283	21
DI 13.073M	130,000	6	12742	280 - 405 kW	D	1291	60	DS 11.72	127,000	6	11021	230 kW	D	1283	21
DI 13.076M	130,000	6	12742	515 - 643 kW	D	1291	60	DS 11.73 B	127,000	6	11021	230 kW	D	1283	20
DI 13.077M	130,000	6	12742	515 - 551 kW	D	1291	60	DS 11.73	127,000	6	11021	228 - 230 kW	D	1282	17
DI 13.078M	130,000	6	12742	280 - 405 kW	D	1291	60	DS 11.74 C	127,000	6	11021	189 kW	D	1282	15
DI 13.080M	130,000	6	12742	162 - 294 kW	D	1291	60	DS 11.74	127,000	6	11021	194 kW	D	1283	21
DI 13.081M	130,000	6	12742	162 - 368 kW	D	1291	60	DS 11.75	127,000	6	11021	228 - 230 kW	D	1282	17
DI 13.082M	130,000	6	12742	331 - 368 kW	D	1291	60	DS 11.76	127,000	6	11021	190 kW	D	1282	19
DI 13.083M	130,000	6	12742	405 - 441 kW	D	1291	60	DS 11.77	127,000	6	11021	224 kW	D	1282	19
DI 13.085M	130,000	6	12742	478 kW	D	1291	60	DS 11.78	127,000	6	11021	162 kW	D	1283	21
DI 13.086M	130,000	6	12742	441 - 496 kW	D	1291	60	DS 11.95	127,000	6	11021	238 kW	D	1282	19
DI 13.087M	130,000	6	12742	478 - 588 kW	D	1291	60	DS 11	127,000	6	11021	184 - 202 kW	D	1282	16
DI 13.088M	130,000	6	12742	478 - 552 kW	D	1291	60	DS 14 LB 05	127,000	8	14188	257 kW	D	1284	24
DI 13.092M	130,000	6	12742	257 - 405 kW	D	1291	60	DS 14 LB 08	127,000	8	14188	276 kW	D	1284	26
DI 13.094M	130,000	6	12742	515 - 588 kW	D	1291	60	DS 14.01 L 01	127,000	8	14188	276 kW	D	1284	26
DI 13.304M	130,000	6	12742	662 kW	D	1291	60	DS 14.01	127,000	8	14188	283 - 293 kW	D	1284	25
DI 14.69M	127,000	8	14188	552 kW	D	1288	46	DS 14.02	127,000	8	14188	309 - 320 kW	D	1284	27
DI 14.78M	127,000	8	14188	550 kW	D	1288	46	DS 14.06 L 01	127,000	8	14188	290 kW	D	1284	26
DI 14.82M	127,000	8	15607	588 kW	D	1288	46	DS 14.06	127,000	8	14188	285 - 291 kW	D	1284	27
DI 16.070M	130,000	8	16353	405 - 552 kW	D	1291	60	DS 14.07	127,000	8	14188	293 kW	D	1285	28
DI 16.071M	130,000	8	16353	405 - 460 kW	D	1291	60	DS 14.41	127,000	8	14188	309 kW	D	1285	29
DI 16.072M	130,000	8	16353	477 - 662 kW	D	1291	60	DS 14.46	127,000	8	14188	300 kW	D	1285	29
DI 16.076M	130,000	8	16353	662 - 846 kW	D	1291	60	DS 14.49	127,000	8	14188	300 kW	D	1285	29
DI 16.077M	130,000	8	16353	662 - 736 kW	D	1291	60	DS 14.51	127,000	8	14188	300 kW	D	1285	29
DI 16.079M	130,000	8	16353	405 - 552 kW	D	1291	60	DS 14.56	127,000	8	14188	300 kW	D	1285	29
DI 16.080M	130,000	8	16353	405 - 552 kW	D	1291	60	DS 14	127,000	8	14188	257 kW	D	1283	23
DI 16.081M	130,000	8	16353	477 - 515 kW	D	1291	60	DS 9.01	115,000	6	8476	180 - 185 kW	D	1279	4
DI 16.082M	130,000	8	16353	588 kW	D	1291	60	DS 9.02	115,000	6	8476	167 - 185 kW	D	1279	4
DI 16.083M	130,000	8	16353	588 - 662 kW	D	1291	60	DS 9.03 B 01	115,000	6	8476	150 kW	D	1279	4
DI 16.093M	130,000	8	16353	882 kW	D	1291	60	DS 9.03 B 02	115,000	6	8476	150 kW	D	1279	4
DI 16.304M	130,000	8	16353	736 - 846 kW	D	1291	60	DS 9.05 B 01	115,000	6	8476	181 kW	D	1279	4
DN 11.01 B10	127,000	6	11021	155 kW	D	1282	18	DS 9.05 B 02	115,000	6	8476	181 kW	D	1279	4
DN 11.01 C 09	127,000	6	11021	158 kW	D	1282	18	DS 9.05	115,000	6	8476	155 - 185 kW	D	1279	4
DN 11.01	127,000	6	11021	149 - 153 kW	D	1281	14	DS 9.06	115,000	6	8476	167 kW	D	1279	4
DN 11.04 B10	127,000	6	11021	155 kW	D	1285	30	DS 9.08	115,000	6	8476	155 - 185 kW	D	1279	4
DN 11.04 C 01	127,000	6	11021	158 kW	D	1285	30	DS14.48	127,000	8	14188	250 kW	D	1285	29
DN 11.06 B	127,000	6	11021	143 kW	D	1285	31	DSC 11.01 B	127,000	6	11021	254 kW	D	1285	30
DN 11.06 C	127,000	6	11021	143 - 149 kW	D	1282	15	DSC 11.01	127,000	6	11021	230 kW	D	1282	17
DN 11.06	127,000	6	11021	134 kW	D	1282	18	DSC 11.02	127,000	6	11021	267 kW	D	1281	14
DN 11.07	127,000	6	11021	139 kW	D	1285	30	DSC 11.03	127,000	6	11021	254 kW	D	1285	31
DN 11.08 B01	127,000	6	11021	149 kW	D	1282	18	DSC 11.04 C	127,000	6	11021	189 kW	D	1285	30
DN 11.08	127,000	6	11021	150 kW	D	1285	30	DSC 11.04	127,000	6	11021	189 - 245 kW	D	1285	32
DN 9.01	115,000	6	8476	128 - 150 kW	D	1279	4	DSC 11.06	127,000	6	11021	229 kW	D	1286	33
DS 11.01 B 06	127,000	6	11021	202 kW	D	1282	18	DSC 11.07	127,000	6	11021	250 kW	D	1286	34
DS 11.01	127,000	6	11021	184 - 202 kW	D	1282	17	DSC 11.08 B	127,000	6	11021	228 kW	D	1285	30
DS 11.02	127,000	6	11021	206 - 245 kW	D	1281	14	DSC 11.08 C	127,000	6	11021	228 kW	D	1285	30

ENGINE		ccm	kW			1 POS	ENGINE		ccm	kW			1 POS		
DSC 11.08	127,000	6	11021	228 - 280 kW	D	1286	35	DSC 9.02	115,000	6	8476	207 kW	D	1279	4
DSC 11.10	127,000	6	11021	250 kW	D	1286	36	DSC 9.07	115,000	6	8476	185 kW	D	1279	4
DSC 11.11	127,000	6	11021	206 kW	D	1282	19	DSC 9.08	115,000	6	8476	208 kW	D	1279	4
DSC 11.12	127,000	6	11021	254 kW	D	1282	17	DSC 9.09	115,000	6	8476	184 kW	D	1279	4
DSC 11.13 B	127,000	6	11021	267 kW	D	1285	30	DSC 9.10	115,000	6	8476	162 kW	D	1279	4
DSC 11.13	127,000	6	11021	267 kW	D	1286	35	DSC 9.11	115,000	6	8974	161 - 162 kW	D	1279	3
DSC 11.16 B	127,000	6	11021	239 kW	D	1285	30	DSC 9.12	115,000	6	8974	191 kW	D	1279	3
DSC 11.16	127,000	6	11021	239 kW	D	1286	35	DSC 9.13	115,000	6	8974	228 kW	D	1279	3
DSC 11.17 B	127,000	6	11021	235 kW	D	1285	30	DSC 9.15	115,000	6	8974	228 kW	D	1279	3
DSC 11.17	127,000	6	11021	235 - 237 kW	D	1286	35	DSI 11 EO 1	127,000	6	11021	191 kW	D	1282	19
DSC 11.18 BO 1	127,000	6	11021	265 kW	D	1282	18	DSI 11.59	127,000	6	11021	191 kW	D	1282	19
DSC 11.18 B	127,000	6	11021	267 kW	D	1285	30	DSI 11.60	127,000	6	11021	270 kW	D	1282	19
DSC 11.18 L01	127,000	6	11021	267 kW	D	1282	18	DSI 11.62	127,000	6	11021	206 kW	D	1282	19
DSC 11.18	127,000	6	11021	267 kW	D	1286	35	DSI 11.66	127,000	6	11021	250 kW	D	1282	19
DSC 11.21	127,000	6	11021	235 - 266 kW	D	1279	5	DSI 14.41M	127,000	8	14188	340 kW	D	1288	46
DSC 11.22	127,000	6	11021	280 kW	D	1279	5	DSI 14.42M	127,000	8	14188	340 kW	D	1288	46
DSC 11.23	127,000	6	11021	266 kW	D	1286	35	DSI 14.43A	127,000	8	14188	340 kW	D	1288	46
DSC 11.24	127,000	6	11021	191 kW	D	1286	36	DSI 14.47	127,000	8	14188	341 kW	D	1289	47
DSC 11.27 C	127,000	6	11021	189 kW	D	1285	30	DSI 14.48M	127,000	8	14188	331 kW	D	1288	46
DSC 11.27	127,000	6	11021	180 - 200 kW	D	1285	32	DSI 14.50	127,000	8	14188	341 kW	D	1289	47
DSC 11.30	127,000	6	11021	265 - 280 kW	D	1286	35	DSI 14.52	127,000	8	14188	460 kW	D	1288	46
DSC 11.32	127,000	6	11021	235 kW	D	1282	18	DSI 14.56M	127,000	8	14188	254 kW	D	1288	46
DSC 11.33	127,000	6	11021	266 kW	D	1282	18	DSI 14.57M	127,000	8	14188	462 kW	D	1288	46
DSC 11.35	127,000	6	11021	235 - 266 kW	D	1287	37	DSI 14.59M	127,000	8	14188	490 kW	D	1288	46
DSC 11.36	127,000	6	11021	235 - 267 kW	D	1287	37	DSI 14.60	127,000	8	14188	341 kW	D	1289	47
DSC 11.39	127,000	6	11021	258 kW	D	1287	38	DSI 14.61	127,000	8	14188	341 kW	D	1289	47
DSC 11.70	127,000	6	11021	280 kW	D	1286	35	DSI 14.63	127,000	8	14188	341 kW	D	1289	47
DSC 11.71	127,000	6	11021	235 - 266 kW	D	1287	39	DSI 14.64A	127,000	8	14188	394 kW	D	1288	46
DSC 11.74	127,000	6	11021	235 - 266 kW	D	1287	37	DSI 14.73M	127,000	8	14188	339 kW	D	1288	46
DSC 11.75	127,000	6	11021	235 - 266 kW	D	1287	37	DSI 14.74M	127,000	8	14188	405 kW	D	1288	46
DSC 11.79	127,000	6	11021	250 kW	D	1286	35	DSI 14.75M	127,000	8	14188	405 kW	D	1288	46
DSC 11.81	127,000	6	11021	250 - 305 kW	D	1286	35	DT 12.02	127,000	6	11705	345 - 346 kW	D	1281	10
DSC 12.01	127,000	6	11705	294 kW	D	1281	10	DT 12.03	127,000	6	11705	345 - 345 kW	D	1281	10
DSC 12.02	127,000	6	11705	265 kW	D	1287	40	DT 12.06	127,000	6	11705	345 kW	D	1281	10
DSC 12.03	127,000	6	11705	265 - 325 kW	D	1281	10	DT 12.08	127,000	6	11705	324 - 324 kW	D	1281	10
DSC 12.05	127,000	6	11705	309 kW	D	1281	10	DT 12.10	127,000	6	11705	324 kW	D	1281	10
DSC 12.06	127,000	6	11705	309 kW	D	1281	10	DT 12.11	127,000	6	11705	309 kW	D	1281	10
DSC 14.01	127,000	8	14188	301 - 309 kW	D	1287	41	DT 12.12	127,000	6	11705	309 kW	D	1281	10
DSC 14.02	127,000	8	14188	301 - 309 kW	D	1287	41	DT 12.14	127,000	6	11705	309 kW	D	1281	12
DSC 14.03 L07	127,000	8	14188	331 kW	D	1288	43	DT 12.15	127,000	6	11705	345 kW	D	1289	48
DSC 14.03	127,000	8	14188	331 kW	D	1288	42	DT 12.17	127,000	6	11705	353 kW	D	1281	10
DSC 14.04	127,000	8	14188	346 kW	D	1287	41	DT 12.18	127,000	6	11705	324 kW	D	1281	10
DSC 14.05	127,000	8	14188	318 kW	D	1284	27	DT 13.07	130,000	6	12742	353 kW	D	1291	60
DSC 14.06	127,000	8	14188	297 - 309 kW	D	1287	41	DT 13.10	130,000	6	12742	323 - 324 kW	D	1291	60
DSC 14.07 L 01	127,000	8	14188	298 kW	D	1280	9	DT 13.125	130,000	6	12742	360 - 363 kW	D	1291	60
DSC 14.08	127,000	8	14188	309 - 331 kW	D	1288	42	DT 16.08	127,000	8	15607	456 kW	D	1281	12
DSC 14.09	127,000	8	14188	368 kW	D	1288	42	DT 9.18	127,000	5	8867	228 kW	D	1281	12
DSC 14.10	127,000	8	14188	333 - 346 kW	D	1288	42	DTC 11.01	127,000	6	11021	295 kW	D	1289	49
DSC 14.13	127,000	8	14188	390 kW	D	1288	44	DTC 11.02	127,000	6	11021	295 kW	D	1289	49
DSC 14.15	127,000	8	14188	338 kW	D	1288	44	OC 09.101	130,000	5	9291	206 kW	G	1291	60
DSC 14.16	127,000	8	14188	368 kW	D	1288	45	OC 09.102	130,000	5	9291	250 kW	G	1291	60
DSC 14.45	127,000	8	14188	340 kW	D	1285	29	OC 09.104	130,000	5	9291	206 kW	G	1291	60
DSC 14.49	127,000	8	14188	340 kW	D	1285	29	OC 09.105	130,000	5	9291	250 kW	G	1291	60
DSC 14.57	127,000	8	14188	340 kW	D	1285	29	OC 09.106	130,000	5	9291	235 kW	G	1291	60
DSC 14.61	127,000	8	14188	340 kW	D	1285	29	OC 13.101	130,000	6	12742	302 kW	G	1291	60
DSC 14.62	127,000	8	14188	300 kW	D	1285	29	OC 16.071A	130,000	8	16353	333 - 426 kW	G	1291	60
DSC 14.63	127,000	8	14188	340 kW	D	1285	29	OC 9.G04	130,000	5	9291	199 kW	G	1291	60
DSC 9.01	115,000	6	8476	202 kW	D	1279	4	OC 9.G05	130,000	5	9291	224 kW	G	1291	60





## 130,000 mm

1

DC 13.151 , DC 13.172 ,

913901-6

Ø 10,00

## 115,000 mm

2

D 8 ,

853901-6

50,00 x 11,00 x 169,00 x 30°

863902-6

42,00 x 11,00 x 169,00 x 45°

863903-6

42,00 x 11,00 x 169,00 x 45°

## 115,000 mm

3

DC 9.01 , DC 9.02 , DC 9.03 , DC 9.04 , DC 9.05 , DC 9.06 , DSC 9.11 , DSC 9.12 , DSC 9.13 , DSC 9.15 ,

853919-4

46,00 x 11,00 x 162,50 x 20°

873920-6

46,08 x 34,50 x 8,90 x 45° | EX

## 115,000 mm

4

DN 9.01 , DS 9.01 , DS 9.02 , DS 9.03 B 01 , DS 9.03 B 02 , DS 9.05 B 01 , DS 9.05 B 02 , DS 9.05 , DS 9.06 , DS 9.08 , DSC 9.01 , DSC 9.02 , DSC 9.07 , DSC 9.08 , DSC 9.09 , DSC 9.10 ,

853914-6

51,10 x 11,00 x 162,60 x 20°

883910-6

18,01 x 11,00 x 75,20 | IN

883924-6

18,01 x 11,00 x 80,00 | IN

863911-6

44,00 x 11,00 x 162,50 x 45°

883909-6

18,01 x 11,00 x 68,00 | EX

883925-6

18,01 x 11,00 x 73,00 | EX

## 127,000 mm

5

DSC 11.21 , DSC 11.22 ,

853910-6

54,01 x 11,00 x 162,50 x 20°

883910-6

18,01 x 11,00 x 75,20 | IN

873929-6

56,03 x 47,50 x 7,65 x 30° | IN

903902-1

883924-6

18,01 x 11,00 x 80,00 | IN

873931-6

56,01 x 47,50 x 7,40 x 20° | IN

863909-6

45,00 x 11,00 x 162,50 x 45°

883909-6

18,01 x 11,00 x 68,00 | EX

873930-6

52,00 x 40,00 x 10,00 x 45° | EX

973901-6

863913-6

44,60 x 11,00 x 162,50 x 45°

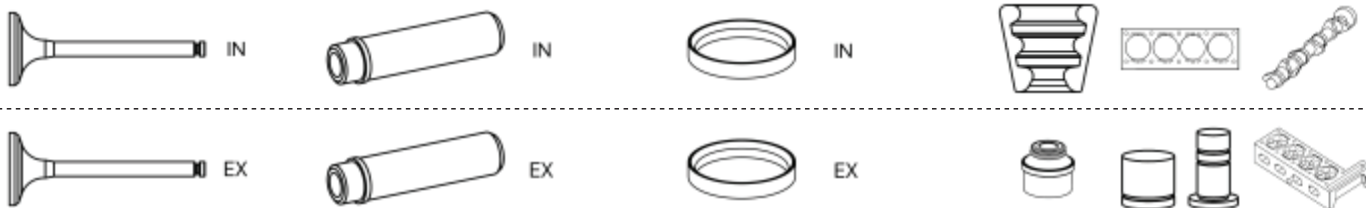
883925-6

18,01 x 11,00 x 73,00 | EX

873936-6

52,00 x 39,00 x 10,30 x 45° | EX





<b>127,000 mm</b>	<b>6</b>
-------------------	----------

D 10-R 01 ,

<b>853908-6</b>	<b>883922-6</b>	<b>873929-6</b>
54,00 x 11,00 x 162,50 x 30°	18,01 x 11,00 x 80,00   IN	56,03 x 47,50 x 7,65 x 30°   IN
<b>853910-6</b>	<b>883924-6</b>	<b>873931-6</b>
54,01 x 11,00 x 162,50 x 20°	18,01 x 11,00 x 80,00   IN	56,01 x 47,50 x 7,40 x 20°   IN
<b>863909-6</b>	<b>883923-6</b>	<b>873936-6</b>
45,00 x 11,00 x 162,50 x 45°	18,01 x 11,00 x 73,00   EX	52,00 x 39,00 x 10,30 x 45°   EX
	<b>883925-6</b>	
	18,01 x 11,00 x 73,00   EX	

<b>127,000 mm</b>	<b>7</b>
-------------------	----------

D 11 ,

<b>853908-6</b>	<b>883922-6</b>	<b>873929-6</b>	
54,00 x 11,00 x 162,50 x 30°	18,01 x 11,00 x 80,00   IN	56,03 x 47,50 x 7,65 x 30°   IN	<b>903902-1</b>
<b>853910-6</b>	<b>883924-6</b>	<b>873931-6</b>	
54,01 x 11,00 x 162,50 x 20°	18,01 x 11,00 x 80,00   IN	56,01 x 47,50 x 7,40 x 20°   IN	
<b>863909-6</b>	<b>883923-6</b>	<b>873930-6</b>	
45,00 x 11,00 x 162,50 x 45°	18,01 x 11,00 x 73,00   EX	52,00 x 40,00 x 10,00 x 45°   EX	
	<b>883925-6</b>	<b>873936-6</b>	
	18,01 x 11,00 x 73,00   EX	52,00 x 39,00 x 10,30 x 45°   EX	

<b>127,000 mm</b>	<b>8</b>
-------------------	----------

D 11 R 23 ,

	<b>873931-6</b>	<b>903902-1</b>
	56,01 x 47,50 x 7,40 x 20°   IN	
<b>863909-6</b>	<b>873936-6</b>	
45,00 x 11,00 x 162,50 x 45°	52,00 x 39,00 x 10,30 x 45°   EX	

<b>127,000 mm</b>	<b>9</b>
-------------------	----------

D 14 , DSC 14.07 L 01 ,

<b>853908-6</b>	<b>883922-6</b>	<b>873929-6</b>	<b>903901-1</b>
54,00 x 11,00 x 162,50 x 30°	18,01 x 11,00 x 80,00   IN	56,03 x 47,50 x 7,65 x 30°   IN	
<b>853910-6</b>	<b>883924-6</b>		<b>903903-1</b>
54,01 x 11,00 x 162,50 x 20°	18,01 x 11,00 x 80,00   IN		
<b>863909-6</b>	<b>883923-6</b>		
45,00 x 11,00 x 162,50 x 45°	18,01 x 11,00 x 73,00   EX		
	<b>883925-6</b>		
	18,01 x 11,00 x 73,00   EX		



## 127,000 mm

**10**

DC 11.01, DC 11.02, DC 11.03, DC 11.04, DC 11.07, DC 11.08, DC 11.09, DC 12.01, DC 12.02, DC 12.03, DC 12.06, DC 12.09, DC 12.10, DC 12.13, DC 12.14, DC 12.15, DC 12.17, DC 12.18, DC 12.22, DC 12.23, DC 12.24, DC 12.26, DC 16.01, DC 16.02, DC 16.03, DC 16.04, DC 16.05, DC 16.06, DC 16.08, DC 16.09, DC 16.17, DC 16.18, DC 16.19, DC 16.22, DSC 12.01, DSC 12.03, DSC 12.05, DSC 12.06, DT 12.02, DT 12.03, DT 12.06, DT 12.08, DT 12.10, DT 12.11, DT 12.12, DT 12.17, DT 12.18,

**853916-6****883901-6****873937-6**

44,00 x 10,00 x 171,40 x 20°

16,01 x 10,00 x 73,00 | IN | EX

46,05 x 35,00 x 7,90 x 20° | IN

**863918-6****873938-6****913901-6**

41,00 x 10,00 x 171,50 x 45°

44,10 x 35,00 x 8,50 x 45° | EX

Ø 10,00

**863920-4**

41,00 x 11,00 x 162,50 x 45°

## 127,000 mm

**11**

DC 11.06, DC 12.12,

**853916-6****873937-6**

44,00 x 10,00 x 171,40 x 20°

46,05 x 35,00 x 7,90 x 20° | IN

**863918-6****873938-6****913901-6**

41,00 x 10,00 x 171,50 x 45°

44,10 x 35,00 x 8,50 x 45° | EX

Ø 10,00

**863920-4**

41,00 x 11,00 x 162,50 x 45°

## 127,000 mm

**12**

DC 12.07, DC 12.45A, DC 12.47A, DC 12.48A, DC 12.50A, DC 12.52A, DC 12.53A, DC 12.54A, DC 12.55A, DC 12.56A, DC 12.58A, DC 12.59A, DC 12.60A, DC 9E.02, DI 12.50A, DI 12.51A, DI 12.52A, DI 12.54A, DI 12.56A, DI 12.57M, DT 12.14, DT 16.08, DT 9.18,

**913901-6**

Ø 10,00

## 127,000 mm

**13**

DC 9.11, DC 9.12, DC 9.13, DC 9.16, DC 9.17, DC 9.18, DC 9.19, DC 9.20, DC 9.21, DC 9.31,

**853919-4**

46,00 x 11,00 x 162,50 x 20°

**873920-6****913901-6**

46,08 x 34,50 x 8,90 x 45° | EX

Ø 10,00

## 127,000 mm

**14**

DN 11.01, DS 11.02, DSC 11.02,

**853908-6****883922-6****873929-6****903902-1**

54,00 x 11,00 x 162,50 x 30°

18,01 x 11,00 x 80,00 | IN

56,03 x 47,50 x 7,65 x 30° | IN

**853910-6****883924-6****873931-6**

54,01 x 11,00 x 162,50 x 20°

18,01 x 11,00 x 80,00 | IN

56,01 x 47,50 x 7,40 x 20° | IN

**863909-6****883923-6****873936-6**

45,00 x 11,00 x 162,50 x 45°

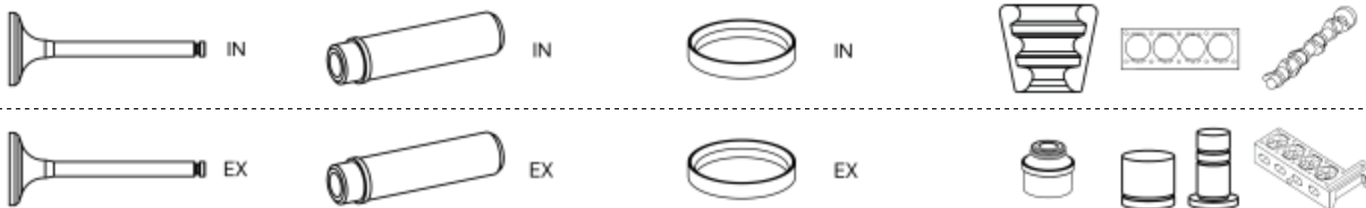
18,01 x 11,00 x 73,00 | EX

52,00 x 39,00 x 10,30 x 45° | EX

**863913-6****883925-6**

44,60 x 11,00 x 162,50 x 45°

18,01 x 11,00 x 73,00 | EX



<b>127,000 mm</b>	<b>15</b>
-------------------	-----------

DN 11.06 C , DS 11.71 C , DS 11.74 C ,

<b>853908-6</b>	<b>883924-6</b>	<b>873929-6</b>	<b>903902-1</b>
54,00 x 11,00 x 162,50 x 30°	18,01 x 11,00 x 80,00   IN	56,03 x 47,50 x 7,65 x 30°   IN	
<b>853910-6</b>		<b>873931-6</b>	
54,01 x 11,00 x 162,50 x 20°		56,01 x 47,50 x 7,40 x 20°   IN	
<b>863909-6</b>	<b>883925-6</b>	<b>873930-6</b>	
45,00 x 11,00 x 162,50 x 45°	18,01 x 11,00 x 73,00   EX	52,00 x 40,00 x 10,00 x 45°   EX	

<b>127,000 mm</b>	<b>16</b>
-------------------	-----------

DS 11 ,

<b>853904-6</b>	<b>883922-6</b>	<b>873929-6</b>	<b>903902-1</b>
54,00 x 11,00 x 162,50 x 30°	18,01 x 11,00 x 80,00   IN	56,03 x 47,50 x 7,65 x 30°   IN	
<b>853907-6</b>	<b>883924-6</b>	<b>873931-6</b>	
54,00 x 11,00 x 162,50 x 30°	18,01 x 11,00 x 80,00   IN	56,01 x 47,50 x 7,40 x 20°   IN	
<b>853908-6</b>			
54,00 x 11,00 x 162,50 x 30°			
<b>853910-6</b>			
54,01 x 11,00 x 162,50 x 20°			
<b>863909-6</b>	<b>883923-6</b>	<b>873936-6</b>	
45,00 x 11,00 x 162,50 x 45°	18,01 x 11,00 x 73,00   EX	52,00 x 39,00 x 10,30 x 45°   EX	
	<b>883925-6</b>		
	18,01 x 11,00 x 73,00   EX		

<b>127,000 mm</b>	<b>17</b>
-------------------	-----------

DS 11.01 , DS 11.14 , DS 11.15 , DS 11.18 , DS 11.34 , DS 11.73 , DS 11.75 , DSC 11.01 , DSC 11.12 ,

<b>853908-6</b>	<b>883922-6</b>	<b>873929-6</b>	<b>903902-1</b>
54,00 x 11,00 x 162,50 x 30°	18,01 x 11,00 x 80,00   IN	56,03 x 47,50 x 7,65 x 30°   IN	
<b>853910-6</b>	<b>883924-6</b>	<b>873931-6</b>	
54,01 x 11,00 x 162,50 x 20°	18,01 x 11,00 x 80,00   IN	56,01 x 47,50 x 7,40 x 20°   IN	
<b>863909-6</b>	<b>883923-6</b>	<b>873930-6</b>	
45,00 x 11,00 x 162,50 x 45°	18,01 x 11,00 x 73,00   EX	52,00 x 40,00 x 10,00 x 45°   EX	
<b>863913-6</b>	<b>883925-6</b>	<b>873936-6</b>	
44,60 x 11,00 x 162,50 x 45°	18,01 x 11,00 x 73,00   EX	52,00 x 39,00 x 10,30 x 45°   EX	

<b>127,000 mm</b>	<b>18</b>
-------------------	-----------

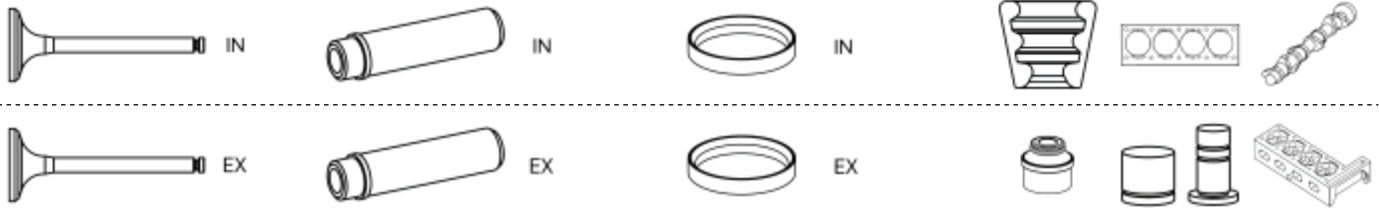
DN 11.01 B10 , DN 11.01 C 09 , DN 11.06 , DN 11.08 B01 , DS 11.01 B 06 , DS 11.34 BO 6 , DSC 11.18 BO 1 , DSC 11.18 L01 , DSC 11.32 , DSC 11.33 ,

<b>863909-6</b>	<b>903902-1</b>
45,00 x 11,00 x 162,50 x 45°	

<b>127,000 mm</b>	<b>19</b>
-------------------	-----------

DS 11.10 , DS 11.17 , DS 11.41 , DS 11.67 , DS 11.76 , DS 11.77 , DS 11.95 , DSC 11.11 , DSI 11 EO 1 , DSI 11.59 , DSI 11.60 , DSI 11.62 , DSI 11.66 ,

<b>863909-6</b>	<b>903902-1</b>
-----------------	-----------------



## 127,000 mm

20

DS 11.15 B , DS 11.34 C , DS 11.73 B ,

<b>853908-6</b> 54,00 x 11,00 x 162,50 x 30°	<b>883924-6</b> 18,01 x 11,00 x 80,00   IN	<b>873929-6</b> 56,03 x 47,50 x 7,65 x 30°   IN	<b>903902-1</b>
<b>853910-6</b> 54,01 x 11,00 x 162,50 x 20°			
<b>863909-6</b> 45,00 x 11,00 x 162,50 x 45°	<b>883925-6</b> 18,01 x 11,00 x 73,00   EX		

## 127,000 mm

21

DS 11.22 , DS 11.23 , DS 11.25 , DS 11.71 , DS 11.72 , DS 11.74 , DS 11.78 ,

<b>853908-6</b> 54,00 x 11,00 x 162,50 x 30°	<b>883922-6</b> 18,01 x 11,00 x 80,00   IN	<b>873929-6</b> 56,03 x 47,50 x 7,65 x 30°   IN	<b>903902-1</b>
<b>853910-6</b> 54,01 x 11,00 x 162,50 x 20°	<b>883924-6</b> 18,01 x 11,00 x 80,00   IN	<b>873931-6</b> 56,01 x 47,50 x 7,40 x 20°   IN	
<b>863909-6</b> 45,00 x 11,00 x 162,50 x 45°	<b>883923-6</b> 18,01 x 11,00 x 73,00   EX	<b>873936-6</b> 52,00 x 39,00 x 10,30 x 45°   EX	
	<b>883925-6</b> 18,01 x 11,00 x 73,00   EX		

## 127,000 mm

22

DS 11.34 B ,

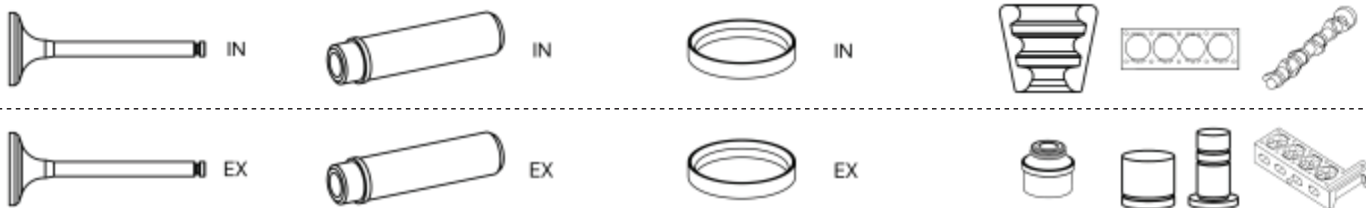
<b>853908-6</b> 54,00 x 11,00 x 162,50 x 30°	<b>883922-6</b> 18,01 x 11,00 x 80,00   IN	<b>873929-6</b> 56,03 x 47,50 x 7,65 x 30°   IN	<b>903902-1</b>
<b>853910-6</b> 54,01 x 11,00 x 162,50 x 20°	<b>883924-6</b> 18,01 x 11,00 x 80,00   IN		
<b>863909-6</b> 45,00 x 11,00 x 162,50 x 45°	<b>883923-6</b> 18,01 x 11,00 x 73,00   EX		
	<b>883925-6</b> 18,01 x 11,00 x 73,00   EX		

## 127,000 mm

23

DS 14 ,

<b>853904-6</b> 54,00 x 11,00 x 162,50 x 30°	<b>883922-6</b> 18,01 x 11,00 x 80,00   IN	<b>873929-6</b> 56,03 x 47,50 x 7,65 x 30°   IN	<b>903901-1</b>
<b>853907-6</b> 54,00 x 11,00 x 162,50 x 30°	<b>883924-6</b> 18,01 x 11,00 x 80,00   IN	<b>873931-6</b> 56,01 x 47,50 x 7,40 x 20°   IN	<b>903903-1</b>
<b>853908-6</b> 54,00 x 11,00 x 162,50 x 30°			
<b>853910-6</b> 54,01 x 11,00 x 162,50 x 20°			
<b>863905-6</b> 44,00 x 11,00 x 162,50 x 30°	<b>883923-6</b> 18,01 x 11,00 x 73,00   EX	<b>873930-6</b> 52,00 x 40,00 x 10,00 x 45°   EX	
<b>863909-6</b> 45,00 x 11,00 x 162,50 x 45°	<b>883925-6</b> 18,01 x 11,00 x 73,00   EX	<b>873936-6</b> 52,00 x 39,00 x 10,30 x 45°   EX	
<b>863913-6</b> 44,60 x 11,00 x 162,50 x 45°			



## 127,000 mm

24

DS 14 LB 05 ,

<b>853910-6</b> 54,01 x 11,00 x 162,50 x 20°	<b>883924-6</b> 18,01 x 11,00 x 80,00   IN	<b>873929-6</b> 56,03 x 47,50 x 7,65 x 30°   IN	<b>903901-1</b>
			<b>903903-1</b>

<b>863909-6</b> 45,00 x 11,00 x 162,50 x 45°	<b>883925-6</b> 18,01 x 11,00 x 73,00   EX
---	---

## 127,000 mm

25

DS 14.01 ,

<b>853908-6</b> 54,00 x 11,00 x 162,50 x 30°	<b>883922-6</b> 18,01 x 11,00 x 80,00   IN	<b>873929-6</b> 56,03 x 47,50 x 7,65 x 30°   IN	<b>903901-1</b>
<b>853910-6</b> 54,01 x 11,00 x 162,50 x 20°	<b>883924-6</b> 18,01 x 11,00 x 80,00   IN	<b>873931-6</b> 56,01 x 47,50 x 7,40 x 20°   IN	<b>903903-1</b>
<b>863909-6</b> 45,00 x 11,00 x 162,50 x 45°	<b>883923-6</b> 18,01 x 11,00 x 73,00   EX	<b>873936-6</b> 52,00 x 39,00 x 10,30 x 45°   EX	
	<b>883925-6</b> 18,01 x 11,00 x 73,00   EX		

## 127,000 mm

26

DS 14 LB 08 , DS 14.01 L 01 , DS 14.06 L 01 ,

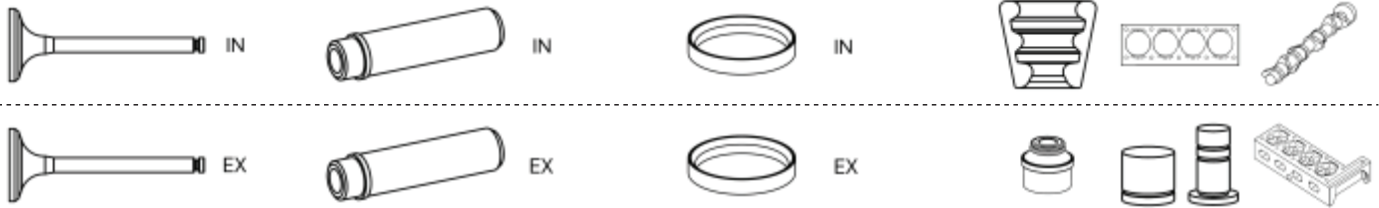
	<b>873929-6</b> 56,03 x 47,50 x 7,65 x 30°   IN	<b>903901-1</b>
	<b>873931-6</b> 56,01 x 47,50 x 7,40 x 20°   IN	<b>903903-1</b>
<b>863909-6</b> 45,00 x 11,00 x 162,50 x 45°	<b>873930-6</b> 52,00 x 40,00 x 10,00 x 45°   EX	
	<b>873936-6</b> 52,00 x 39,00 x 10,30 x 45°   EX	

## 127,000 mm

27

DS 14.02 , DS 14.06 , DSC 14.05 ,

<b>853908-6</b> 54,00 x 11,00 x 162,50 x 30°	<b>883922-6</b> 18,01 x 11,00 x 80,00   IN	<b>873929-6</b> 56,03 x 47,50 x 7,65 x 30°   IN	<b>903901-1</b>
<b>853910-6</b> 54,01 x 11,00 x 162,50 x 20°	<b>883924-6</b> 18,01 x 11,00 x 80,00   IN	<b>873931-6</b> 56,01 x 47,50 x 7,40 x 20°   IN	<b>903903-1</b>
<b>863909-6</b> 45,00 x 11,00 x 162,50 x 45°	<b>883923-6</b> 18,01 x 11,00 x 73,00   EX	<b>873936-6</b> 52,00 x 39,00 x 10,30 x 45°   EX	
<b>863913-6</b> 44,60 x 11,00 x 162,50 x 45°	<b>883925-6</b> 18,01 x 11,00 x 73,00   EX		



## 127,000 mm 28

DS 14.07 ,

<b>853908-6</b> 54,00 x 11,00 x 162,50 x 30°	<b>883922-6</b> 18,01 x 11,00 x 80,00   IN	<b>873929-6</b> 56,03 x 47,50 x 7,65 x 30°   IN	<b>903901-1</b>
<b>853910-6</b> 54,01 x 11,00 x 162,50 x 20°	<b>883924-6</b> 18,01 x 11,00 x 80,00   IN	<b>873931-6</b> 56,01 x 47,50 x 7,40 x 20°   IN	<b>903903-1</b>
<b>863909-6</b> 45,00 x 11,00 x 162,50 x 45°	<b>883923-6</b> 18,01 x 11,00 x 73,00   EX	<b>873930-6</b> 52,00 x 40,00 x 10,00 x 45°   EX	
	<b>883925-6</b> 18,01 x 11,00 x 73,00   EX	<b>873936-6</b> 52,00 x 39,00 x 10,30 x 45°   EX	

## 127,000 mm 29

DS 14.41 , DS 14.46 , DS 14.49 , DS 14.51 , DS 14.56 , DS14.48 , DSC 14.45 , DSC 14.49 , DSC 14.57 , DSC 14.61 , DSC 14.62 , DSC 14.63 ,

**903901-1**

**903903-1**

## 127,000 mm 30

DN 11.04 B10 , DN 11.04 C 01 , DN 11.07 , DN 11.08 , DSC 11.01 B , DSC 11.04 C , DSC 11.08 B , DSC 11.08 C , DSC 11.13 B , DSC 11.16 B , DSC 11.17 B , DSC 11.18 B , DSC 11.27 C ,

<b>853910-6</b> 54,01 x 11,00 x 162,50 x 20°	<b>883924-6</b> 18,01 x 11,00 x 80,00   IN	<b>873929-6</b> 56,03 x 47,50 x 7,65 x 30°   IN	<b>903902-1</b>
<b>863909-6</b> 45,00 x 11,00 x 162,50 x 45°	<b>883925-6</b> 18,01 x 11,00 x 73,00   EX		

## 127,000 mm 31

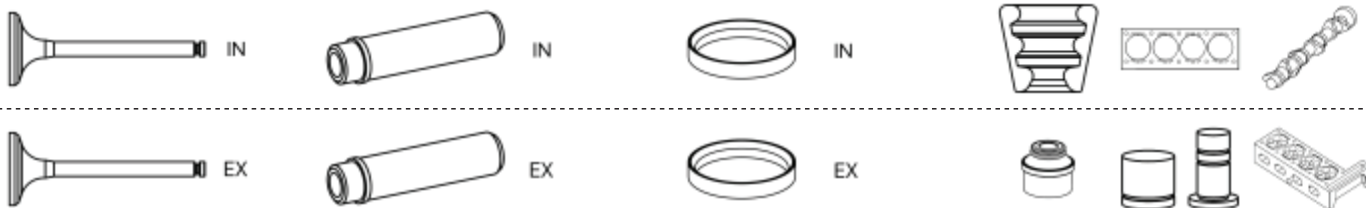
DN 11.06 B , DSC 11.03 ,

<b>853910-6</b> 54,01 x 11,00 x 162,50 x 20°	<b>883910-6</b> 18,01 x 11,00 x 75,20   IN	<b>873929-6</b> 56,03 x 47,50 x 7,65 x 30°   IN	<b>903902-1</b>
	<b>883924-6</b> 18,01 x 11,00 x 80,00   IN		
<b>863909-6</b> 45,00 x 11,00 x 162,50 x 45°	<b>883909-6</b> 18,01 x 11,00 x 68,00   EX		
	<b>883925-6</b> 18,01 x 11,00 x 73,00   EX		

## 127,000 mm 32

DSC 11.04 , DSC 11.27 ,

<b>853910-6</b> 54,01 x 11,00 x 162,50 x 20°	<b>883924-6</b> 18,01 x 11,00 x 80,00   IN	<b>873929-6</b> 56,03 x 47,50 x 7,65 x 30°   IN	<b>903902-1</b>
		<b>873931-6</b> 56,01 x 47,50 x 7,40 x 20°   IN	
<b>863909-6</b> 45,00 x 11,00 x 162,50 x 45°	<b>883925-6</b> 18,01 x 11,00 x 73,00   EX	<b>873930-6</b> 52,00 x 40,00 x 10,00 x 45°   EX	
		<b>873936-6</b> 52,00 x 39,00 x 10,30 x 45°   EX	



<b>127,000 mm</b>	<b>33</b>
-------------------	-----------

DSC 11.06 ,

<b>853910-6</b>	<b>883910-6</b>	<b>873929-6</b>	<b>903902-1</b>
54,01 x 11,00 x 162,50 x 20°	18,01 x 11,00 x 75,20   IN	56,03 x 47,50 x 7,65 x 30°   IN	
<b>853916-6</b>	<b>883924-6</b>	<b>873931-6</b>	
44,00 x 10,00 x 171,40 x 20°	18,01 x 11,00 x 80,00   IN	56,01 x 47,50 x 7,40 x 20°   IN	
<b>863909-6</b>	<b>883909-6</b>	<b>873930-6</b>	
45,00 x 11,00 x 162,50 x 45°	18,01 x 11,00 x 68,00   EX	52,00 x 40,00 x 10,00 x 45°   EX	
<b>863913-6</b>	<b>883925-6</b>	<b>873936-6</b>	
44,60 x 11,00 x 162,50 x 45°	18,01 x 11,00 x 73,00   EX	52,00 x 39,00 x 10,30 x 45°   EX	
<b>863918-6</b>			
41,00 x 10,00 x 171,50 x 45°			
<b>863920-4</b>			
41,00 x 11,00 x 162,50 x 45°			

<b>127,000 mm</b>	<b>34</b>
-------------------	-----------

DSC 11.07 ,

<b>853910-6</b>	<b>883924-6</b>	<b>873929-6</b>	<b>903902-1</b>
54,01 x 11,00 x 162,50 x 20°	18,01 x 11,00 x 80,00   IN	56,03 x 47,50 x 7,65 x 30°   IN	
<b>863909-6</b>	<b>883925-6</b>		
45,00 x 11,00 x 162,50 x 45°	18,01 x 11,00 x 73,00   EX		
<b>863913-6</b>			
44,60 x 11,00 x 162,50 x 45°			

<b>127,000 mm</b>	<b>35</b>
-------------------	-----------

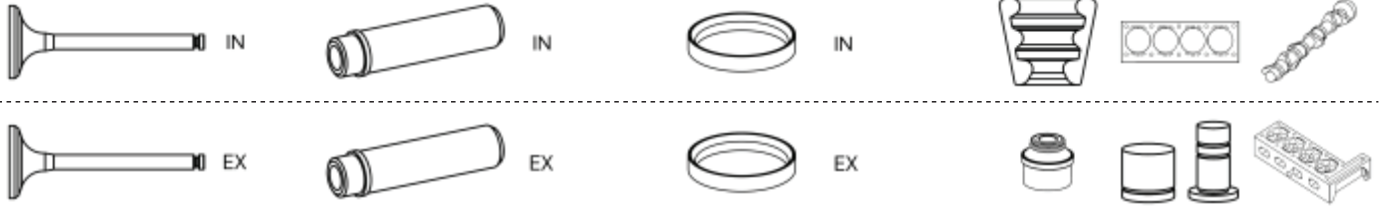
DSC 11.08 , DSC 11.13 , DSC 11.16 , DSC 11.17 , DSC 11.18 , DSC 11.23 , DSC 11.30 , DSC 11.70 , DSC 11.79 , DSC 11.81 ,

<b>853910-6</b>	<b>883910-6</b>	<b>873929-6</b>	<b>903902-1</b>
54,01 x 11,00 x 162,50 x 20°	18,01 x 11,00 x 75,20   IN	56,03 x 47,50 x 7,65 x 30°   IN	
	<b>883924-6</b>	<b>873931-6</b>	
	18,01 x 11,00 x 80,00   IN	56,01 x 47,50 x 7,40 x 20°   IN	
<b>863909-6</b>	<b>883909-6</b>	<b>873930-6</b>	
45,00 x 11,00 x 162,50 x 45°	18,01 x 11,00 x 68,00   EX	52,00 x 40,00 x 10,00 x 45°   EX	
<b>863913-6</b>	<b>883925-6</b>	<b>873936-6</b>	
44,60 x 11,00 x 162,50 x 45°	18,01 x 11,00 x 73,00   EX	52,00 x 39,00 x 10,30 x 45°   EX	

<b>127,000 mm</b>	<b>36</b>
-------------------	-----------

DSC 11.10 , DSC 11.24 ,

<b>853910-6</b>	<b>883924-6</b>	<b>873929-6</b>	<b>903902-1</b>
54,01 x 11,00 x 162,50 x 20°	18,01 x 11,00 x 80,00   IN	56,03 x 47,50 x 7,65 x 30°   IN	
		<b>873931-6</b>	
		56,01 x 47,50 x 7,40 x 20°   IN	
<b>863909-6</b>	<b>883925-6</b>	<b>873930-6</b>	
45,00 x 11,00 x 162,50 x 45°	18,01 x 11,00 x 73,00   EX	52,00 x 40,00 x 10,00 x 45°   EX	
<b>863913-6</b>		<b>873936-6</b>	
44,60 x 11,00 x 162,50 x 45°		52,00 x 39,00 x 10,30 x 45°   EX	



## 127,000 mm 37

DSC 11.35 , DSC 11.36 , DSC 11.74 , DSC 11.75 ,

<b>853910-6</b> 54,01 x 11,00 x 162,50 x 20°	<b>883924-6</b> 18,01 x 11,00 x 80,00   IN	<b>873929-6</b> 56,03 x 47,50 x 7,65 x 30°   IN <b>873931-6</b> 56,01 x 47,50 x 7,40 x 20°   IN	<b>903902-1</b>
<b>863909-6</b> 45,00 x 11,00 x 162,50 x 45° <b>863913-6</b> 44,60 x 11,00 x 162,50 x 45°	<b>883925-6</b> 18,01 x 11,00 x 73,00   EX	<b>873936-6</b> 52,00 x 39,00 x 10,30 x 45°   EX	

## 127,000 mm 38

DSC 11.39 ,

<b>853910-6</b> 54,01 x 11,00 x 162,50 x 20°	<b>883924-6</b> 18,01 x 11,00 x 80,00   IN		<b>903902-1</b>
<b>863909-6</b> 45,00 x 11,00 x 162,50 x 45°	<b>883925-6</b> 18,01 x 11,00 x 73,00   EX		

## 127,000 mm 39

DSC 11.71 ,

<b>853910-6</b> 54,01 x 11,00 x 162,50 x 20°	<b>883924-6</b> 18,01 x 11,00 x 80,00   IN	<b>873929-6</b> 56,03 x 47,50 x 7,65 x 30°   IN <b>873931-6</b> 56,01 x 47,50 x 7,40 x 20°   IN	<b>903902-1</b>
<b>863909-6</b> 45,00 x 11,00 x 162,50 x 45°	<b>883925-6</b> 18,01 x 11,00 x 73,00   EX	<b>873936-6</b> 52,00 x 39,00 x 10,30 x 45°   EX	

## 127,000 mm 40

DSC 12.02 ,

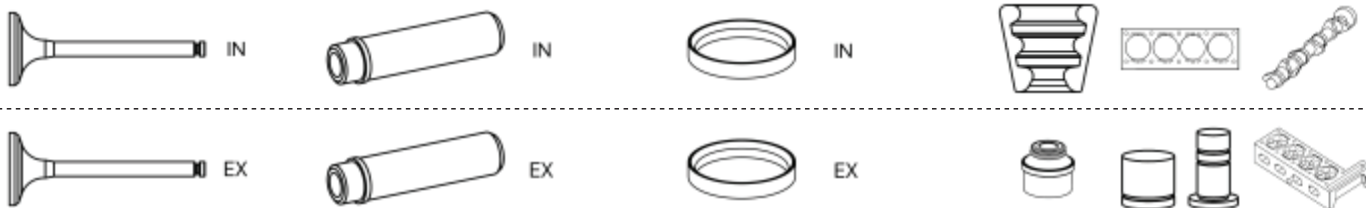
	<b>883901-6</b> 16,01 x 10,00 x 73,00   IN   EX		
--	--	--	--

## 127,000 mm 41

DSC 14.01 , DSC 14.02 , DSC 14.04 , DSC 14.06 ,

<b>853908-6</b> 54,00 x 11,00 x 162,50 x 30°	<b>883922-6</b> 18,01 x 11,00 x 80,00   IN	<b>873929-6</b> 56,03 x 47,50 x 7,65 x 30°   IN	<b>903901-1</b>
<b>853910-6</b> 54,01 x 11,00 x 162,50 x 20°	<b>883924-6</b> 18,01 x 11,00 x 80,00   IN	<b>873931-6</b> 56,01 x 47,50 x 7,40 x 20°   IN	<b>903903-1</b>
<b>863909-6</b> 45,00 x 11,00 x 162,50 x 45°	<b>883923-6</b> 18,01 x 11,00 x 73,00   EX	<b>873930-6</b> 52,00 x 40,00 x 10,00 x 45°   EX	
<b>863913-6</b> 44,60 x 11,00 x 162,50 x 45°	<b>883925-6</b> 18,01 x 11,00 x 73,00   EX	<b>873936-6</b> 52,00 x 39,00 x 10,30 x 45°   EX	





<b>127,000 mm</b>	<b>42</b>
-------------------	-----------

DSC 14.03 , DSC 14.08 , DSC 14.09 , DSC 14.10 ,

<b>853910-6</b>	<b>883910-6</b>	<b>873929-6</b>	<b>903901-1</b>
54,01 x 11,00 x 162,50 x 20°	18,01 x 11,00 x 75,20   IN	56,03 x 47,50 x 7,65 x 30°   IN	
	<b>883924-6</b>	<b>873931-6</b>	<b>903903-1</b>
	18,01 x 11,00 x 80,00   IN	56,01 x 47,50 x 7,40 x 20°   IN	
<b>863909-6</b>	<b>883909-6</b>	<b>873930-6</b>	
45,00 x 11,00 x 162,50 x 45°	18,01 x 11,00 x 68,00   EX	52,00 x 40,00 x 10,00 x 45°   EX	
<b>863913-6</b>	<b>883925-6</b>	<b>873936-6</b>	
44,60 x 11,00 x 162,50 x 45°	18,01 x 11,00 x 73,00   EX	52,00 x 39,00 x 10,30 x 45°   EX	

<b>127,000 mm</b>	<b>43</b>
-------------------	-----------

DSC 14.03 L07 ,

	<b>903901-1</b>
	<b>903903-1</b>

<b>863909-6</b>
45,00 x 11,00 x 162,50 x 45°

<b>127,000 mm</b>	<b>44</b>
-------------------	-----------

DSC 14.13 , DSC 14.15 ,

<b>853910-6</b>	<b>883924-6</b>	<b>873929-6</b>	<b>903901-1</b>
54,01 x 11,00 x 162,50 x 20°	18,01 x 11,00 x 80,00   IN	56,03 x 47,50 x 7,65 x 30°   IN	
		<b>873931-6</b>	<b>903903-1</b>
		56,01 x 47,50 x 7,40 x 20°   IN	
<b>863909-6</b>	<b>883925-6</b>	<b>873930-6</b>	
45,00 x 11,00 x 162,50 x 45°	18,01 x 11,00 x 73,00   EX	52,00 x 40,00 x 10,00 x 45°   EX	
<b>863913-6</b>		<b>873936-6</b>	
44,60 x 11,00 x 162,50 x 45°		52,00 x 39,00 x 10,30 x 45°   EX	

<b>127,000 mm</b>	<b>45</b>
-------------------	-----------

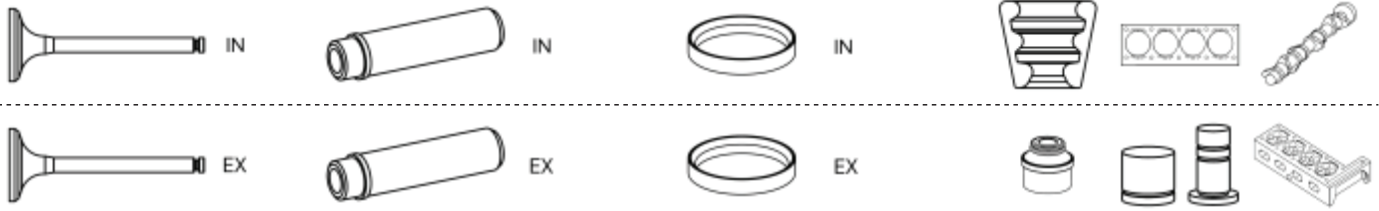
DSC 14.16 ,

<b>853910-6</b>	<b>883924-6</b>	<b>873929-6</b>	<b>903901-1</b>
54,01 x 11,00 x 162,50 x 20°	18,01 x 11,00 x 80,00   IN	56,03 x 47,50 x 7,65 x 30°   IN	
			<b>903903-1</b>
<b>863909-6</b>	<b>883925-6</b>		
45,00 x 11,00 x 162,50 x 45°	18,01 x 11,00 x 73,00   EX		
<b>863913-6</b>			
44,60 x 11,00 x 162,50 x 45°			

<b>127,000 mm</b>	<b>46</b>
-------------------	-----------

DI 14.69M , DI 14.78M , DI 14.82M , DSI 14.41M , DSI 14.42M , DSI 14.43A , DSI 14.48M , DSI 14.52 , DSI 14.56M , DSI 14.57M , DSI 14.59M , DSI 14.64A , DSI 14.73M , DSI 14.74M , DSI 14.75M ,

<b>903901-1</b>
-----------------



## 127,000 mm

**47**

DSI 14.47 , DSI 14.50 , DSI 14.60 , DSI 14.61 , DSI 14.63 ,

<b>853910-6</b> 54,01 x 11,00 x 162,50 x 20°	<b>883924-6</b> 18,01 x 11,00 x 80,00   IN	<b>873929-6</b> 56,03 x 47,50 x 7,65 x 30°   IN	<b>903901-1</b>
		<b>873931-6</b> 56,01 x 47,50 x 7,40 x 20°   IN	
<b>863909-6</b> 45,00 x 11,00 x 162,50 x 45°	<b>883925-6</b> 18,01 x 11,00 x 73,00   EX	<b>873936-6</b> 52,00 x 39,00 x 10,30 x 45°   EX	

## 127,000 mm

**48**

DT 12.15 ,

<b>853916-6</b> 44,00 x 10,00 x 171,40 x 20°	<b>873937-6</b> 46,05 x 35,00 x 7,90 x 20°   IN
<b>863918-6</b> 41,00 x 10,00 x 171,50 x 45°	<b>873938-6</b> 44,10 x 35,00 x 8,50 x 45°   EX
<b>863920-4</b> 41,00 x 11,00 x 162,50 x 45°	

## 127,000 mm

**49**

DTC 11.01 , DTC 11.02 ,

<b>853910-6</b> 54,01 x 11,00 x 162,50 x 20°	<b>883910-6</b> 18,01 x 11,00 x 75,20   IN	<b>873929-6</b> 56,03 x 47,50 x 7,65 x 30°   IN	<b>903902-1</b>
	<b>883924-6</b> 18,01 x 11,00 x 80,00   IN		
<b>863913-6</b> 44,60 x 11,00 x 162,50 x 45°	<b>883909-6</b> 18,01 x 11,00 x 68,00   EX		
	<b>883925-6</b> 18,01 x 11,00 x 73,00   EX		

## 130,000 mm

**50**

DC 09.113 ,

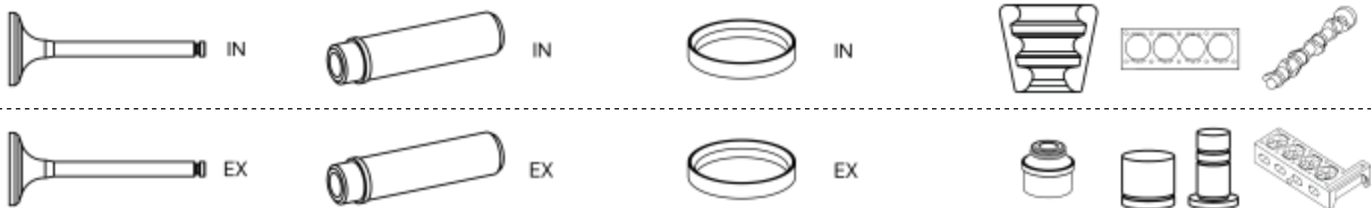
<b>853921-6</b> 44,10 x 10,00 x 171,50 x 20°	
<b>863922-6</b> 41,10 x 10,00 x 171,50 x 45°	<b>913901-6</b> Ø 10,00

## 130,000 mm

**51**

DC 13.05 , DC 13.06 , DC 13.07 , DC 13.10 , DC 9.22 , DC 9.29 , DC 9.30 , DC 9.32 , DC 9.35 , DC 9.36 ,

<b>853921-6</b> 44,10 x 10,00 x 171,50 x 20°	<b>883901-6</b> 16,01 x 10,00 x 73,00   IN   EX	
<b>863922-6</b> 41,10 x 10,00 x 171,50 x 45°	<b>873920-6</b> 46,08 x 34,50 x 8,90 x 45°   EX	<b>913901-6</b> Ø 10,00
<b>863924-6</b> 41,10 x 10,00 x 171,50 x 30°		



## 130,000 mm

52

DC 13.101, DC 13.102, DC 13.103, DC 13.104, DC 13.107, DC 13.109, DC 13.110, DC 13.111, DC 13.112, DC 13.113, DC 13.114, DC 13.120, DC 9.37,

**853921-6**

44,10 x 10,00 x 171,50 x 20°

**863922-6**

41,10 x 10,00 x 171,50 x 45°

**863924-6**

41,10 x 10,00 x 171,50 x 30°

**873920-6**

46,08 x 34,50 x 8,90 x 45° | EX

**913901-6**

Ø 10,00

## 130,000 mm

53

DC 13.115, DC 13.124, DC 13.147,

**853921-6**

44,10 x 10,00 x 171,50 x 20°

**863922-6**

41,10 x 10,00 x 171,50 x 45°

**873920-6**

46,08 x 34,50 x 8,90 x 45° | EX

**913901-6**

Ø 10,00

## 130,000 mm

54

DC 13.116, DC 13.125,

**863922-6**

41,10 x 10,00 x 171,50 x 45°

**873920-6**

46,08 x 34,50 x 8,90 x 45° | EX

**913901-6**

Ø 10,00

## 130,000 mm

55

DC 13.121, DC 9.38, DC 9.39,

**853921-6**

44,10 x 10,00 x 171,50 x 20°

**863922-6**

41,10 x 10,00 x 171,50 x 45°

**863924-6**

41,10 x 10,00 x 171,50 x 30°

**913901-6**

Ø 10,00

## 130,000 mm

56

DC 16.101, DC 16.102, DC 16.103,

**853916-6**

44,00 x 10,00 x 171,40 x 20°

**883901-6**

16,01 x 10,00 x 73,00 | IN | EX

**873937-6**

46,05 x 35,00 x 7,90 x 20° | IN

**853921-6**

44,10 x 10,00 x 171,50 x 20°

**863918-6**

41,00 x 10,00 x 171,50 x 45°

**863920-4**

41,00 x 11,00 x 162,50 x 45°

**913901-6**

Ø 10,00

## 130,000 mm

57

DC 16.105,

**853921-6**

44,10 x 10,00 x 171,50 x 20°

**873937-6**

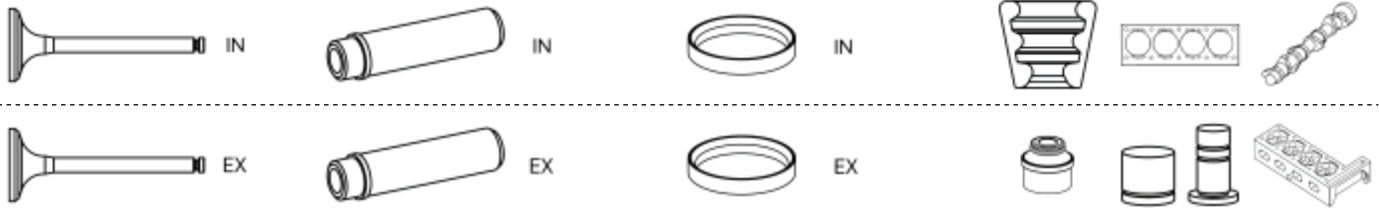
46,05 x 35,00 x 7,90 x 20° | IN

**863924-6**

41,10 x 10,00 x 171,50 x 30°

**913901-6**

Ø 10,00



## 130,000 mm

**58**

DC 16.106 , DC 16.107 ,

**853921-6**

44,10 x 10,00 x 171,50 x 20°

**873937-6**

46,05 x 35,00 x 7,90 x 20° | IN

**913901-6**

Ø 10,00

## 130,000 mm

**59**

DC 16.21 ,

**853916-6**

44,00 x 10,00 x 171,40 x 20°

**883901-6**

16,01 x 10,00 x 73,00 | IN | EX

**873937-6**

46,05 x 35,00 x 7,90 x 20° | IN

**863918-6**

41,00 x 10,00 x 171,50 x 45°

**873938-6**

44,10 x 35,00 x 8,50 x 45° | EX

**913901-6**

Ø 10,00

**863920-4**

41,00 x 11,00 x 162,50 x 45°






## 130,000 mm

**60**








DC 09.071A , DC 09.072A , DC 09.073A , DC 09.074A , DC 09.076A , DC 09.084A , DC 09.085A , DC 09.086A , DC 09.087A , DC 09.089A , DC 09.101 , DC 09.108 , DC 09.109 , DC 09.110 , DC 09.111 , DC 09.112 , DC 09.114 , DC 09.115 , DC 09.119 , DC 09.121 , DC 09.124 , DC 09.125 , DC 09.126 , DC 09.127 , DC 09.130 , DC 09.132 , DC 09.139 , DC 09.140 , DC 09.141 , DC 09.142 , DC 09.143 , DC 09.144 , DC 09.310A , DC 09.311A , DC 09.312A , DC 09.313A , DC 09.320A , DC 09.327A , DC 09.330A , DC 09.331A , DC 09.332A , DC 09.333A , DC 09.384A , DC 09.385A , DC 09.386A , DC 09.387A , DC 09.389A , DC 13.070A , DC 13.071A , DC 13.072A , DC 13.073A , DC 13.074A , DC 13.076A , DC 13.077A , DC 13.080A , DC 13.081A , DC 13.082A , DC 13.083A , DC 13.084A , DC 13.085A , DC 13.087A , DC 13.08 , DC 13.091A , DC 13.093A , DC 13.106 , DC 13.108 , DC 13.119 , DC 13.11 , DC 13.138 , DC 13.139 , DC 13.141 , DC 13.143 , DC 13.146 , DC 13.148 , DC 13.149 , DC 13.152 , DC 13.153 , DC 13.155 , DC 13.157 , DC 13.162 , DC 13.163 , DC 13.164 , DC 13.165 , DC 13.166 , DC 13.173 , DC 13.175 , DC 13.176 , DC 13.177 , DC 13.310A , DC 13.311A , DC 13.312A , DC 13.313A , DC 13.320A , DC 13.327A , DC 13.330A , DC 13.331A , DC 13.332A , DC 13.333A , DC 13.384A , DC 13.385A , DC 13.387A , DC 13.505A , DC 13.506A , DC 16.071A , DC 16.072A , DC 16.074A , DC 16.078A , DC 16.083A , DC 16.084A , DC 16.085A , DC 16.086A , DC 16.087A , DC 16.091A , DC 16.092A , DC 16.093A , DC 16.108 , DC 16.111 , DC 16.114 , DC 16.115 , DC 16.116 , DC 16.117 , DC 16.118 , DC 16.120 , DC 16.121 , DC 16.122 , DC 16.123 , DC 16.313A , DC 16.314A , DC 16.316A , DC 16.317A , DC 16.318A , DC 16.320A , DC 16.336A , DC 16.337A , DC 16.338A , DC 16.385A , DC 16.387A , DC 9.101 , DC 9.102 , DC 9.109 , DC 9.24 , DC 9.28 , DI 09.070M , DI 09.072M , DI 13.070M , DI 13.071M , DI 13.072M , DI 13.073M , DI 13.076M , DI 13.077M , DI 13.078M , DI 13.080M , DI 13.081M , DI 13.082M , DI 13.083M , DI 13.085M , DI 13.086M , DI 13.087M , DI 13.088M , DI 13.092M , DI 13.094M , DI 13.304M , DI 16.070M , DI 16.071M , DI 16.072M , DI 16.076M , DI 16.077M , DI 16.079M , DI 16.080M , DI 16.081M , DI 16.082M , DI 16.083M , DI 16.093M , DI 16.304M , DT 13.07 , DT 13.10 , DT 13.125 , OC 09.101 , OC 09.102 , OC 09.104 , OC 09.105 , OC 09.106 , OC 13.101 , OC 16.071A , OC 9.G04 , OC 9.G05 ,






**913901-6**

Ø 10,00

			<b>ccm</b>		<b>kw</b>		<b>1 POS</b>
124 1430	FA14	01.70 - 12.76	1438	B	55 kW	1323	70
127 (127A) 0.9	A112 A5.000	04.72 - 12.82	903	B	33 kW	1311	2
128 (128A) 1.4	124 B2.000	01.76 - 12.80	1438	B	57 kW	1323	70
131 (131A) 2.0	131 C4.000	06.78 - 12.85	1995	B	85 kW	1334	129
131 (131A) 2.4 Diesel	8144.61	06.78 - 12.86	2445	D	53 kW	1334	132
132 (132A) 2.0 D	8144.65	05.73 - 12.80	1995	D	40 kW	1334	131
132 (132A) 2.2 D	OM 615.912	05.79 - 12.82	2197	D	44 kW	1334	130
ALHAMBRA (710, 711) 1.4 TSI	CAVA	06.10 - 04.15	1390	B	110 kW	1316	33
ALHAMBRA (710, 711) 1.4 TSI	CNWB	06.10 - 04.15	1390	B	110 kW	1316	33
ALHAMBRA (710, 711) 1.4 TSI	CTHA	06.10 - 04.15	1390	B	110 kW	1316	33
ALHAMBRA (710, 711) 1.4 TSI	CZDA	05.15	1395	B	110 kW	1312	14
ALHAMBRA (710, 711) 1.4 TSI	DJKA	05.15	1395	B	110 kW	1312	11
ALHAMBRA (710, 711) 1.8 TSI	CDAA	11.12 - 04.15	1798	B	118 kW	1331	113
ALHAMBRA (710, 711) 2.0 TDI 4Drive	CFFB	05.11 - 04.15	1968	D	103 kW	1329	96
ALHAMBRA (710, 711) 2.0 TDI 4Drive	CUVC	05.15	1968	D	110 kW	1330	102
ALHAMBRA (710, 711) 2.0 TDI 4Drive	DFLA	05.15	1968	D	110 kW	1330	105
ALHAMBRA (710, 711) 2.0 TDI 4Drive	DFMA	05.16	1968	D	135 kW	1330	105
ALHAMBRA (710, 711) 2.0 TDI	CFFA	06.10 - 05.11	1968	D	100 kW	1329	96
ALHAMBRA (710, 711) 2.0 TDI	CFFB	06.10	1968	D	103 kW	1329	96
ALHAMBRA (710, 711) 2.0 TDI	CFFE	05.11	1968	D	85 kW	1329	100
ALHAMBRA (710, 711) 2.0 TDI	CFGB	06.10 - 02.13	1968	D	125 kW	1329	96
ALHAMBRA (710, 711) 2.0 TDI	CFGC	11.12	1968	D	130 kW	1329	96
ALHAMBRA (710, 711) 2.0 TDI	CUVA	05.11	1968	D	85 kW	1329	99
ALHAMBRA (710, 711) 2.0 TDI	CUVC	05.15	1968	D	110 kW	1330	102
ALHAMBRA (710, 711) 2.0 TDI	CUWA	05.15	1968	D	135 kW	1330	102
ALHAMBRA (710, 711) 2.0 TDI	DFLA	05.15	1968	D	110 kW	1330	105
ALHAMBRA (710, 711) 2.0 TDI	DFLD	05.11	1968	D	85 kW	1330	105
ALHAMBRA (710, 711) 2.0 TDI	DFMA	05.15	1968	D	135 kW	1330	105
ALHAMBRA (710, 711) 2.0 TDI	DLTA	05.15	1968	D	110 kW	1330	106
ALHAMBRA (710, 711) 2.0 TDI	DLTC	05.11	1968	D	85 kW	1330	106
ALHAMBRA (710, 711) 2.0 TDI	DLUB	11.12	1968	D	130 kW	1330	106
ALHAMBRA (710, 711) 2.0 TDI 4Drive	DLUB	11.18	1968	D	130 kW	1330	106
ALHAMBRA (710, 711) 2.0 TSI	CCZA	11.10 - 05.12	1984	B	147 kW	1331	112
ALHAMBRA (710, 711) 2.0 TSI	DEDA	05.15	1984	B	162 kW	1333	124
ALHAMBRA (7V8, 7V9) 1.8 T 20V	AJH	10.97 - 03.10	1781	B	110 kW	1327	87
ALHAMBRA (7V8, 7V9) 1.8 T 20V	AWC	10.97 - 03.10	1781	B	110 kW	1327	87
ALHAMBRA (7V8, 7V9) 1.9 TDI 4motion	AUY	06.00 - 03.10	1896	D	85 kW	1318	43
ALHAMBRA (7V8, 7V9) 1.9 TDI 4motion	BVK	06.00 - 03.10	1896	D	85 kW	1322	64
ALHAMBRA (7V8, 7V9) 1.9 TDI	1Z	04.96 - 03.10	1896	D	66 kW	1319	50
ALHAMBRA (7V8, 7V9) 1.9 TDI	AFN	08.96 - 06.00	1896	D	81 kW	1317	40
ALHAMBRA (7V8, 7V9) 1.9 TDI	AHU	04.96 - 03.10	1896	D	66 kW	1317	41
ALHAMBRA (7V8, 7V9) 1.9 TDI	ANU	04.96 - 03.10	1896	D	66 kW	1318	43
ALHAMBRA (7V8, 7V9) 1.9 TDI	ASZ	11.02 - 11.08	1896	D	96 kW	1318	44
ALHAMBRA (7V8, 7V9) 1.9 TDI	AUY	06.00 - 03.10	1896	D	85 kW	1318	43
ALHAMBRA (7V8, 7V9) 1.9 TDI	AVG	08.96 - 06.00	1896	D	81 kW	1318	45
ALHAMBRA (7V8, 7V9) 1.9 TDI	BTB	05.05 - 05.07	1896	D	110 kW	1318	43
ALHAMBRA (7V8, 7V9) 1.9 TDI	BVK	06.00 - 03.10	1896	D	85 kW	1322	64
ALHAMBRA (7V8, 7V9) 2.0 TDI	BRT	11.05 - 03.10	1968	D	103 kW	1328	94
ALHAMBRA (7V8, 7V9) 2.0 i	ADY	04.96 - 03.10	1984	B	85 kW	1332	117
ALHAMBRA (7V8, 7V9) 2.0 i	ATM	04.96 - 03.10	1984	B	85 kW	1332	118
ALHAMBRA (7V8, 7V9) 2.8 V6 4motion	AUE	06.00 - 03.10	2792	B	150 kW	1328	91
ALHAMBRA (7V8, 7V9) 2.8 V6 4motion	AYL	06.00 - 03.10	2792	B	150 kW	1328	92
ALHAMBRA (7V8, 7V9) 2.8 V6	AUE	06.00 - 03.10	2792	B	150 kW	1328	91
ALHAMBRA (7V8, 7V9) 2.8 V6	AYL	06.00 - 03.10	2792	B	150 kW	1328	92
ALHAMBRA VAN (711) TDI 4Drive	CUVC	05.15	1968	D	110 kW	1330	102
ALHAMBRA VAN (711) TDI	CUVC	05.15	1968	D	110 kW	1330	102
ALHAMBRA VAN (711) TDI	CUWA	05.15	1968	D	135 kW	1330	102
ALHAMBRA VAN (711) TDI	DFLA	05.15	1968	D	110 kW	1330	105
ALHAMBRA VAN (711) TDI	DFMA	05.15	1968	D	135 kW	1330	105
ALHAMBRA VAN (711) TSi	CZDA	05.15	1395	B	110 kW	1312	14
ALHAMBRA VAN (7V8, 7V9) 1.9 TDI 4motion	AUY	06.02 - 05.08	1896	D	85 kW	1318	43
ALHAMBRA VAN (7V8, 7V9) 1.9 TDI 4motion	BVK	06.02 - 05.08	1896	D	85 kW	1322	64



							
ALHAMBRA VAN (7V8, 7V9) 1.9 TDI	ASZ	11.02 - 11.08	1896	D	96 kW	1318	44
ALHAMBRA VAN (7V8, 7V9) 2.0	ADY	03.96 - 03.10	1984	B	85 kW	1332	117
ALHAMBRA VAN (7V8, 7V9) 2.0	ATM	03.96 - 03.10	1984	B	85 kW	1332	118
ALHAMBRA VAN (7V8, 7V9) TDI	1Z	03.96 - 03.10	1896	D	66 kW	1319	50
ALHAMBRA VAN (7V8, 7V9) TDI	AFN	09.97 - 02.02	1896	D	81 kW	1317	40
ALHAMBRA VAN (7V8, 7V9) TDI	AHU	03.96 - 03.10	1896	D	66 kW	1317	41
ALHAMBRA VAN (7V8, 7V9) TDI	ANU	03.96 - 03.10	1896	D	66 kW	1318	43
ALHAMBRA VAN (7V8, 7V9) TDI	AUY	06.00 - 03.10	1896	D	85 kW	1318	43
ALHAMBRA VAN (7V8, 7V9) TDI	BVK	06.00 - 03.10	1896	D	85 kW	1322	64
ALTEA (5P1) 1.2 TSI	CBZB	04.10	1197	B	77 kW	1311	7
ALTEA (5P1) 1.4 16V	BXW	05.06	1390	B	63 kW	1316	33
ALTEA (5P1) 1.4 16V	CGGB	05.06	1390	B	63 kW	1316	33
ALTEA (5P1) 1.4 TSI	CAXC	11.07	1390	B	92 kW	1316	33
ALTEA (5P1) 1.6 LPG	CHGA	09.09	1595	B/G	75 kW	1329	98
ALTEA (5P1) 1.6 Multifuel	CMXA	11.10 - 05.11	1595	B/G	75 kW	1325	77
ALTEA (5P1) 1.6 TDI	CAYB	11.10	1598	D	66 kW	1319	47
ALTEA (5P1) 1.6 TDI	CAYC	10.09	1598	D	77 kW	1319	47
ALTEA (5P1) 1.6	BGU	03.04	1595	B	75 kW	1328	95
ALTEA (5P1) 1.6	BSE	03.04	1595	B	75 kW	1328	95
ALTEA (5P1) 1.6	BSF	03.04	1595	B	75 kW	1328	95
ALTEA (5P1) 1.6	CCSA	03.04	1595	B	75 kW	1324	75
ALTEA (5P1) 1.6	CMXA	03.04	1595	B	75 kW	1325	77
ALTEA (5P1) 1.8 TFSI	BYT	01.07	1798	B	118 kW	1333	119
ALTEA (5P1) 1.8 TFSI	BZB	01.07	1798	B	118 kW	1331	112
ALTEA (5P1) 1.8 TFSI	CDAA	01.07	1798	B	118 kW	1331	113
ALTEA (5P1) 1.9 TDI	BJB	04.04	1896	D	77 kW	1321	60
ALTEA (5P1) 1.9 TDI	BKC	04.04	1896	D	77 kW	1321	60
ALTEA (5P1) 1.9 TDI	BLS	04.04	1896	D	77 kW	1318	46
ALTEA (5P1) 1.9 TDI	BXE	04.04	1896	D	77 kW	1321	60
ALTEA (5P1) 1.9 TDI	BXF	08.09	1896	D	66 kW	1321	60
ALTEA (5P1) 2.0 FSI	BLR	05.04 - 03.09	1984	B	110 kW	1321	111
ALTEA (5P1) 2.0 FSI	BLY	05.04 - 03.09	1984	B	110 kW	1331	111
ALTEA (5P1) 2.0 FSI	BVY	05.04 - 03.09	1984	B	110 kW	1331	111
ALTEA (5P1) 2.0 FSI	BVZ	05.04 - 03.09	1984	B	110 kW	1331	111
ALTEA (5P1) 2.0 TDI 16V 4WD	CFHC	10.10	1968	D	103 kW	1329	100
ALTEA (5P1) 2.0 TDI 16V	BKD	03.04	1968	D	103 kW	1325	79
ALTEA (5P1) 2.0 TDI 16V	CFHC	03.04	1968	D	103 kW	1329	100
ALTEA (5P1) 2.0 TDI	AZV	03.04 - 05.09	1968	D	100 kW	1323	71
ALTEA (5P1) 2.0 TDI	BMM	11.05	1968	D	103 kW	1323	72
ALTEA (5P1) 2.0 TDI	BMN	03.06	1968	D	125 kW	1324	73
ALTEA (5P1) 2.0 TDI	CEGA	03.06	1968	D	125 kW	1329	100
ALTEA (5P1) 2.0 TFSI	BWA	04.06 - 08.11	1984	B	147 kW	1333	119
ALTEA XL (5P5, 5P8) 1.2 TSI	CBZB	04.10	1197	B	77 kW	1311	7
ALTEA XL (5P5, 5P8) 1.4 16V	BXW	10.06	1390	B	63 kW	1316	33
ALTEA XL (5P5, 5P8) 1.4 16V	CGGB	10.06	1390	B	63 kW	1316	33
ALTEA XL (5P5, 5P8) 1.4 TSI	CAXC	11.07	1390	B	92 kW	1316	33
ALTEA XL (5P5, 5P8) 1.6 LPG	CHGA	09.09	1595	B/G	75 kW	1329	98
ALTEA XL (5P5, 5P8) 1.6 Multifuel	BSE	10.06 - 11.10	1595	B/E	75 kW	1328	95
ALTEA XL (5P5, 5P8) 1.6 Multifuel	BSF	10.06 - 11.10	1595	B/E	75 kW	1328	95
ALTEA XL (5P5, 5P8) 1.6 Multifuel	CCSA	10.06 - 11.10	1595	B/E	75 kW	1324	75
ALTEA XL (5P5, 5P8) 1.6 Multifuel	CMXA	10.06 - 11.10	1595	B/E	75 kW	1325	77
ALTEA XL (5P5, 5P8) 1.6 TDI	CAYB	11.10	1598	D	66 kW	1319	47
ALTEA XL (5P5, 5P8) 1.6 TDI	CAYC	10.09	1598	D	77 kW	1319	47
ALTEA XL (5P5, 5P8) 1.6	BGU	10.06	1595	B	75 kW	1328	95
ALTEA XL (5P5, 5P8) 1.6	BSE	10.06	1595	B	75 kW	1328	95
ALTEA XL (5P5, 5P8) 1.6	BSF	10.06	1595	B	75 kW	1328	95
ALTEA XL (5P5, 5P8) 1.6	CCSA	10.06	1595	B	75 kW	1324	75
ALTEA XL (5P5, 5P8) 1.6	CMXA	10.06	1595	B	75 kW	1325	77
ALTEA XL (5P5, 5P8) 1.8 TFSI	BYT	01.07	1798	B	118 kW	1333	119
ALTEA XL (5P5, 5P8) 1.8 TFSI	BZB	01.07	1798	B	118 kW	1331	112
ALTEA XL (5P5, 5P8) 1.8 TFSI	CDAA	01.07	1798	B	118 kW	1331	113
ALTEA XL (5P5, 5P8) 1.9 TDI 4x4	BLS	06.09 - 12.10	1896	D	77 kW	1318	46






			<b>ccm</b>		<b>kw</b>		<b>1 POS</b>
ALTEA XL (5P5, 5P8) 1.9 TDI	BKC	10.06 - 12.10	1896	D	77 kW	1321	60
ALTEA XL (5P5, 5P8) 1.9 TDI	BLS	10.06 - 12.10	1896	D	77 kW	1318	46
ALTEA XL (5P5, 5P8) 1.9 TDI	BXE	10.06 - 12.10	1896	D	77 kW	1321	60
ALTEA XL (5P5, 5P8) 1.9 TDI	BXF	08.09 - 12.10	1896	D	66 kW	1321	60
ALTEA XL (5P5, 5P8) 2.0 FSI	BVY	10.06 - 03.09	1984	B	110 kW	1331	111
ALTEA XL (5P5, 5P8) 2.0 FSI	BVZ	10.06 - 03.09	1984	B	110 kW	1331	111
ALTEA XL (5P5, 5P8) 2.0 TDI 16V 4x4	CFHC	10.10	1968	D	103 kW	1329	100
ALTEA XL (5P5, 5P8) 2.0 TDI 16V	BKD	10.06	1968	D	103 kW	1325	79
ALTEA XL (5P5, 5P8) 2.0 TDI 16V	CFHC	10.06	1968	D	103 kW	1329	100
ALTEA XL (5P5, 5P8) 2.0 TDI 4x4	BMM	06.07	1968	D	103 kW	1323	72
ALTEA XL (5P5, 5P8) 2.0 TDI 4x4	BMN	06.07 - 06.13	1968	D	125 kW	1324	73
ALTEA XL (5P5, 5P8) 2.0 TDI 4x4	CEGA	06.07 - 06.13	1968	D	125 kW	1329	100
ALTEA XL (5P5, 5P8) 2.0 TDI 4x4	CFJA	06.07 - 06.13	1968	D	125 kW	1329	100
ALTEA XL (5P5, 5P8) 2.0 TDI	AZV	11.06 - 03.09	1968	D	100 kW	1329	71
ALTEA XL (5P5, 5P8) 2.0 TDI	BMM	10.06	1968	D	103 kW	1323	72
ALTEA XL (5P5, 5P8) 2.0 TDI	BMN	06.07 - 12.13	1968	D	125 kW	1324	73
ALTEA XL (5P5, 5P8) 2.0 TDI	CEGA	06.07 - 12.13	1968	D	125 kW	1329	100
ALTEA XL (5P5, 5P8) 2.0 TFSI 4x4	BWA	06.07 - 05.09	1984	B	147 kW	1333	119
ALTEA XL (5P5, 5P8) 2.0 TFSI 4x4	CCZB	05.09	1984	B	155 kW	1331	112
ALTEA XL (5P5, 5P8) 2.0 TFSI	BWA	10.06 - 05.09	1984	B	147 kW	1333	119
ALTEA XL (5P5, 5P8) 2.0 TFSI	CCZB	05.09	1984	B	155 kW	1331	112
ARONA (KJ7, KJP) 1.0 TGI	DBYA	11.18	999	B/G	66 kW	1312	11
ARONA (KJ7, KJP) 1.0 TSI	CHZJ	07.17	999	B	85 kW	1313	16
ARONA (KJ7, KJP) 1.0 TSI	CHZL	07.17	999	B	70 kW	1313	16
ARONA (KJ7, KJP) 1.0 TSI	DKJA	07.17	999	B	85 kW	1312	11
ARONA (KJ7, KJP) 1.0 TSI	DKLA	07.17	999	B	70 kW	1313	16
ARONA (KJ7, KJP) 1.0 TSI	DKRF	07.17	999	B	85 kW	1312	12
ARONA (KJ7, KJP) 1.0 TSI	DLAA	06.20	999	B	81 kW	1313	17
ARONA (KJ7, KJP) 1.0 TSI	DLAC	07.17	999	B	70 kW	1313	17
ARONA (KJ7, KJP) 1.5 TSI	DADA	07.17	1498	B	110 kW	1312	10
ARONA (KJ7, KJP) 1.5 TSI	DPCA	07.17	1498	B	110 kW	1312	10
ARONA (KJ7, KJP) 1.6 SRE	CWVA	07.17	1598	B	81 kW	1316	36
ARONA (KJ7, KJP) 1.6 TDI	DGTA	07.17	1598	D	85 kW	1323	69
ARONA (KJ7, KJP) 1.6 TDI	DGTD	11.17	1598	D	70 kW	1323	69
AROSA (6H1) 1.0	AER	05.97 - 06.04	999	B	37 kW	1311	3
AROSA (6H1) 1.0	AHT	10.98 - 01.01	997	B	37 kW	1312	9
AROSA (6H1) 1.0	ALD	05.97 - 06.04	999	B	37 kW	1311	5
AROSA (6H1) 1.0	ALL	05.97 - 06.04	999	B	37 kW	1311	3
AROSA (6H1) 1.0	ANV	05.97 - 06.04	999	B	37 kW	1311	5
AROSA (6H1) 1.0	AUC	05.97 - 06.04	999	B	37 kW	1311	5
AROSA (6H1) 1.4 16V	AFK	01.00 - 06.04	1390	B	74 kW	1316	33
AROSA (6H1) 1.4 16V	AQQ	01.00 - 06.04	1390	B	74 kW	1316	33
AROSA (6H1) 1.4 16V	AUB	01.00 - 06.04	1390	B	74 kW	1316	33
AROSA (6H1) 1.4 TDI	AMF	01.00 - 06.04	1422	D	55 kW	1318	42
AROSA (6H1) 1.4	AEX	05.97 - 06.04	1390	B	44 kW	1315	30
AROSA (6H1) 1.4	AKK	05.97 - 06.04	1390	B	44 kW	1316	32
AROSA (6H1) 1.4	AKV	05.97 - 06.04	1389	B	44 kW	1315	30
AROSA (6H1) 1.4	ANW	05.97 - 06.04	1390	B	44 kW	1316	32
AROSA (6H1) 1.4	APQ	05.97 - 06.04	1389	B	44 kW	1315	30
AROSA (6H1) 1.4	AUD	05.97 - 06.04	1390	B	44 kW	1316	32
AROSA (6H1) 1.7 SDI	AKU	08.97 - 06.04	1716	D	44 kW	1321	55
ATECA (KH7, KHP) 1.0 TSI	CHZD	05.16	999	B	85 kW	1312	14
ATECA (KH7, KHP) 1.0 TSI	CHZJ	05.16	999	B	85 kW	1313	16
ATECA (KH7, KHP) 1.0 TSI	DKRF	05.16	999	B	85 kW	1312	12
ATECA (KH7, KHP) 1.0 TSI	DLAA	09.20	999	B	81 kW	1313	17
ATECA (KH7, KHP) 1.4 TSI 4Drive	CZEA	06.16	1395	B	110 kW	1312	14
ATECA (KH7, KHP) 1.4 TSI	CZEA	06.16	1395	B	110 kW	1312	14
ATECA (KH7, KHP) 1.4 TSI	DJKA	06.16	1395	B	110 kW	1312	11
ATECA (KH7, KHP) 1.5 TSI 4Drive	DADA	07.18	1498	B	110 kW	1312	10
ATECA (KH7, KHP) 1.5 TSI 4Drive	DPCA	07.18	1498	B	110 kW	1312	10
ATECA (KH7, KHP) 1.5 TSI	DADA	07.18	1498	B	110 kW	1312	10
ATECA (KH7, KHP) 1.5 TSI	DPCA	07.18	1498	B	110 kW	1312	10

















ATECA (KH7, KHP) 1.6 TDI	DDYA	04.16	1598	D	85 kW	1322	66
ATECA (KH7, KHP) 1.6 TDI	DGTE	04.16	1598	D	85 kW	1322	66
ATECA (KH7, KHP) 2.0 TDI 4Drive	DFFA	04.16	1968	D	110 kW	1330	106
ATECA (KH7, KHP) 2.0 TDI 4Drive	DFHA	06.16	1968	D	140 kW	1330	104
ATECA (KH7, KHP) 2.0 TDI	CRVA	10.16	1968	D	81 kW	1329	99
ATECA (KH7, KHP) 2.0 TDI	CRVC	10.16	1968	D	105 kW	1329	99
ATECA (KH7, KHP) 2.0 TDI	DFFA	04.16	1968	D	110 kW	1330	106
ATECA (KH7, KHP) 2.0 TSI 4Drive	CZPB	05.17	1984	B	140 kW	1333	125
ATECA (KH7, KHP) 2.0 TSI 4Drive	DKZA	05.17	1984	B	140 kW	1333	125
ATECA (KH7, KHP) 2.0 TSI 4Drive	DNNA	05.17	1984	B	140 kW	1334	126
CORDOBA (6K1, 6K2) 1.0 i	AER	09.96 - 10.02	999	B	37 kW	1311	3
CORDOBA (6K1, 6K2) 1.0 i	ALD	09.96 - 10.02	999	B	37 kW	1311	5
CORDOBA (6K1, 6K2) 1.0 i	ANV	09.96 - 10.02	999	B	37 kW	1311	5
CORDOBA (6K1, 6K2) 1.0 i	AUC	09.96 - 10.02	999	B	37 kW	1311	5
CORDOBA (6K1, 6K2) 1.0	AST	06.01 - 08.02	999	B	51 kW	1311	4
CORDOBA (6K1, 6K2) 1.0	AVZ	06.01 - 08.02	999	B	51 kW	1311	4
CORDOBA (6K1, 6K2) 1.3	2G	02.93 - 08.94	1272	B	40 kW	1314	23
CORDOBA (6K1, 6K2) 1.3	AAV	02.93 - 08.94	1272	B	40 kW	1314	25
CORDOBA (6K1, 6K2) 1.4 16V	APE	05.00 - 10.02	1390	B	55 kW	1316	33
CORDOBA (6K1, 6K2) 1.4 16V	AUA	05.00 - 10.02	1390	B	55 kW	1316	33
CORDOBA (6K1, 6K2) 1.4 i 16V	AFH	09.96 - 10.02	1390	B	74 kW	1315	31
CORDOBA (6K1, 6K2) 1.4 i 16V	AQQ	09.96 - 10.02	1390	B	74 kW	1316	33
CORDOBA (6K1, 6K2) 1.4 i 16V	AUB	09.96 - 10.02	1390	B	74 kW	1316	33
CORDOBA (6K1, 6K2) 1.4 i	ABD	04.94 - 10.02	1390	B	44 kW	1315	26
CORDOBA (6K1, 6K2) 1.4 i	AEX	04.94 - 10.02	1390	B	44 kW	1315	30
CORDOBA (6K1, 6K2) 1.4 i	AKK	04.94 - 10.02	1390	B	44 kW	1316	32
CORDOBA (6K1, 6K2) 1.4 i	AKV	04.94 - 10.02	1389	B	44 kW	1315	30
CORDOBA (6K1, 6K2) 1.4 i	ANW	04.94 - 10.02	1390	B	44 kW	1316	32
CORDOBA (6K1, 6K2) 1.4 i	APQ	04.94 - 10.02	1389	B	44 kW	1315	30
CORDOBA (6K1, 6K2) 1.4 i	AUD	04.94 - 10.02	1390	B	44 kW	1316	32
CORDOBA (6K1, 6K2) 1.4	ANX	12.97 - 04.99	1390	B	40 kW	1315	30
CORDOBA (6K1, 6K2) 1.6 i	1F	05.94 - 06.99	1595	B	55 kW	1325	80
CORDOBA (6K1, 6K2) 1.6 i	ABU	02.93 - 10.02	1598	B	55 kW	1315	29
CORDOBA (6K1, 6K2) 1.6 i	AEE	02.93 - 10.02	1598	B	55 kW	1315	30
CORDOBA (6K1, 6K2) 1.6 i	AEH	07.96 - 10.02	1595	B	74 kW	1327	88
CORDOBA (6K1, 6K2) 1.6 i	AFT	07.96 - 10.02	1595	B	74 kW	1326	85
CORDOBA (6K1, 6K2) 1.6 i	AKL	07.96 - 10.02	1595	B	74 kW	1327	88
CORDOBA (6K1, 6K2) 1.6 i	ALM	02.93 - 10.02	1598	B	55 kW	1315	30
CORDOBA (6K1, 6K2) 1.6 i	APF	07.96 - 10.02	1595	B	74 kW	1327	88
CORDOBA (6K1, 6K2) 1.6 i	AUR	07.96 - 10.02	1595	B	74 kW	1326	85
CORDOBA (6K1, 6K2) 1.8 T 20V Cupra	AQX	07.00 - 10.02	1781	B	115 kW	1327	87
CORDOBA (6K1, 6K2) 1.8 T 20V Cupra	AYP	07.00 - 10.02	1781	B	115 kW	1327	87
CORDOBA (6K1, 6K2) 1.8 i 16V	ADL	10.93 - 08.96	1781	B	95 kW	1326	83
CORDOBA (6K1, 6K2) 1.8 i	ABS	02.93 - 12.02	1781	B	66 kW	1325	81
CORDOBA (6K1, 6K2) 1.8 i	ACC	02.93 - 12.02	1781	B	66 kW	1326	82
CORDOBA (6K1, 6K2) 1.8 i	ADZ	02.93 - 12.02	1781	B	66 kW	1326	84
CORDOBA (6K1, 6K2) 1.9 D	1Y	02.93 - 08.96	1896	D	50 kW	1317	38
CORDOBA (6K1, 6K2) 1.9 D	1Y	04.94 - 10.99	1896	D	47 kW	1317	38
CORDOBA (6K1, 6K2) 1.9 SDI	AEY	08.96 - 06.99	1896	D	47 kW	1320	52
CORDOBA (6K1, 6K2) 1.9 SDI	AGP	06.99 - 10.02	1896	D	50 kW	1320	53
CORDOBA (6K1, 6K2) 1.9 SDI	AQM	06.99 - 10.02	1896	D	50 kW	1321	56
CORDOBA (6K1, 6K2) 1.9 TDI	1Z	08.96 - 10.02	1896	D	66 kW	1319	50
CORDOBA (6K1, 6K2) 1.9 TDI	AFN	03.97 - 10.02	1896	D	81 kW	1317	40
CORDOBA (6K1, 6K2) 1.9 TDI	AGR	08.96 - 10.02	1896	D	66 kW	1320	54
CORDOBA (6K1, 6K2) 1.9 TDI	AHU	08.96 - 10.02	1896	D	66 kW	1317	41
CORDOBA (6K1, 6K2) 1.9 TDI	ALH	08.96 - 10.02	1896	D	66 kW	1321	58
CORDOBA (6K1, 6K2) 1.9 TDI	ASK	03.97 - 10.02	1896	D	81 kW	1321	57
CORDOBA (6K1, 6K2) 1.9 TDI	ASV	03.97 - 10.02	1896	D	81 kW	1321	58
CORDOBA (6K1, 6K2) 1.9 TD	AAZ	02.93 - 02.98	1896	D	55 kW	1317	39
CORDOBA (6K1, 6K2) 2.0 i 16V	ABF	08.96 - 06.99	1984	B	110 kW	1332	116
CORDOBA (6K1, 6K2) 2.0 i	2E	02.93 - 09.99	1984	B	85 kW	1332	117
CORDOBA (6K1, 6K2) 2.0 i	AGG	02.93 - 09.99	1984	B	85 kW	1332	118



			<b>ccm</b>		<b>kw</b>		<b>1 POS</b>
CORDOBA (6L2) 1.2 12V	BXV	05.06 - 11.09	1198	B	51 kW	1316	33
CORDOBA (6L2) 1.2	AZQ	10.02 - 06.06	1198	B	47 kW	1316	33
CORDOBA (6L2) 1.2	BME	10.02 - 06.06	1198	B	47 kW	1316	33
CORDOBA (6L2) 1.4 16V	AUB	10.02 - 11.09	1390	B	74 kW	1316	33
CORDOBA (6L2) 1.4 16V	BBY	09.02 - 12.07	1390	B	55 kW	1316	33
CORDOBA (6L2) 1.4 16V	BBZ	10.02 - 11.09	1390	B	74 kW	1316	33
CORDOBA (6L2) 1.4 16V	BKY	09.02 - 12.07	1390	B	55 kW	1316	33
CORDOBA (6L2) 1.4 16V	BXW	05.06 - 11.09	1390	B	63 kW	1316	33
CORDOBA (6L2) 1.4 TDI	AMF	10.02 - 12.05	1422	D	55 kW	1318	42
CORDOBA (6L2) 1.4 TDI	BMS	06.05 - 11.09	1422	D	59 kW	1322	63
CORDOBA (6L2) 1.4 TDI	BNM	05.05 - 11.09	1422	D	51 kW	1322	63
CORDOBA (6L2) 1.4 TDI	BNV	06.05 - 11.09	1422	D	59 kW	1322	63
CORDOBA (6L2) 1.6 16V	BTS	11.06 - 11.09	1598	B	77 kW	1316	33
CORDOBA (6L2) 1.6	BAH	04.03 - 11.09	1598	B	74 kW	1315	28
CORDOBA (6L2) 1.9 SDI	ASY	09.02 - 11.09	1896	D	47 kW	1321	56
CORDOBA (6L2) 1.9 TDI	ASZ	10.02 - 11.09	1896	D	96 kW	1318	44
CORDOBA (6L2) 1.9 TDI	ATD	09.02 - 11.09	1896	D	74 kW	1321	59
CORDOBA (6L2) 1.9 TDI	AXR	09.02 - 11.09	1896	D	74 kW	1321	60
CORDOBA (6L2) 1.9 TDI	BLT	10.02 - 11.09	1896	D	96 kW	1322	61
CORDOBA (6L2) 1.9 TDI	BMT	09.02 - 11.09	1896	D	74 kW	1322	62
CORDOBA (6L2) 2.0	AZL	09.02 - 11.09	1984	B	85 kW	1332	118
CORDOBA (6L2) 2.0	BBX	09.02 - 11.09	1984	B	85 kW	1332	118
CORDOBA VARIO Kasten/Kombi (6K5) 1.9 TDI	ASV	08.00 - 12.02	1896	D	81 kW	1321	58
CORDOBA Vario (6K5) 1.4 16V	APE	06.99 - 12.02	1390	B	55 kW	1316	33
CORDOBA Vario (6K5) 1.4 16V	AUA	06.99 - 12.02	1390	B	55 kW	1316	33
CORDOBA Vario (6K5) 1.4 i	AEX	09.96 - 12.02	1390	B	44 kW	1315	30
CORDOBA Vario (6K5) 1.4 i	AKK	09.96 - 12.02	1390	B	44 kW	1316	32
CORDOBA Vario (6K5) 1.4 i	AKV	09.96 - 12.02	1389	B	44 kW	1315	30
CORDOBA Vario (6K5) 1.4 i	ANW	09.96 - 12.02	1390	B	44 kW	1316	32
CORDOBA Vario (6K5) 1.4 i	APQ	09.96 - 12.02	1389	B	44 kW	1315	30
CORDOBA Vario (6K5) 1.4 i	AUD	09.96 - 12.02	1390	B	44 kW	1316	32
CORDOBA Vario (6K5) 1.4	AQQ	02.00 - 07.00	1390	B	74 kW	1316	33
CORDOBA Vario (6K5) 1.6 i	1F	05.97 - 06.99	1595	B	55 kW	1325	80
CORDOBA Vario (6K5) 1.6 i	ABU	09.96 - 12.02	1598	B	55 kW	1315	29
CORDOBA Vario (6K5) 1.6 i	AEE	09.96 - 12.02	1598	B	55 kW	1315	30
CORDOBA Vario (6K5) 1.6 i	AEH	09.96 - 12.02	1595	B	74 kW	1327	88
CORDOBA Vario (6K5) 1.6 i	AFT	09.96 - 12.02	1595	B	74 kW	1326	85
CORDOBA Vario (6K5) 1.6 i	AKL	09.96 - 12.02	1595	B	74 kW	1327	88
CORDOBA Vario (6K5) 1.6 i	ALM	09.96 - 12.02	1598	B	55 kW	1315	30
CORDOBA Vario (6K5) 1.6 i	APF	09.96 - 12.02	1595	B	74 kW	1327	88
CORDOBA Vario (6K5) 1.6 i	AUR	09.96 - 12.02	1595	B	74 kW	1326	85
CORDOBA Vario (6K5) 1.8 i	ACC	07.96 - 06.99	1781	B	66 kW	1326	82
CORDOBA Vario (6K5) 1.9 SDI	AEY	09.96 - 06.99	1896	D	47 kW	1320	52
CORDOBA Vario (6K5) 1.9 SDI	AGP	06.99 - 12.02	1896	D	50 kW	1320	53
CORDOBA Vario (6K5) 1.9 SDI	AQM	06.99 - 12.02	1896	D	50 kW	1321	56
CORDOBA Vario (6K5) 1.9 TDI	1Z	08.96 - 12.02	1896	D	66 kW	1319	50
CORDOBA Vario (6K5) 1.9 TDI	AFN	07.97 - 12.02	1896	D	81 kW	1317	40
CORDOBA Vario (6K5) 1.9 TDI	AGR	08.96 - 12.02	1896	D	66 kW	1320	54
CORDOBA Vario (6K5) 1.9 TDI	AHU	08.96 - 12.02	1896	D	66 kW	1317	41
CORDOBA Vario (6K5) 1.9 TDI	ALH	08.96 - 12.02	1896	D	66 kW	1321	58
CORDOBA Vario (6K5) 1.9 TDI	ASK	07.97 - 12.02	1896	D	81 kW	1321	57
CORDOBA Vario (6K5) 1.9 TDI	ASV	07.97 - 12.02	1896	D	81 kW	1321	58
EXEO (3R2) 1.6	ALZ	03.09 - 09.10	1595	B	75 kW	1328	95
EXEO (3R2) 1.8 TSI	CDHA	09.10 - 05.13	1798	B	88 kW	1331	113
EXEO (3R2) 1.8 TSI	CDHB	05.10 - 05.13	1798	B	118 kW	1331	113
EXEO (3R2) 1.8 T	CFMA	12.08 - 05.10	1781	B	110 kW	1329	97
EXEO (3R2) 2.0 TDI	CAGA	12.08 - 05.13	1968	D	105 kW	1324	74
EXEO (3R2) 2.0 TDI	CAGC	12.08 - 05.13	1968	D	88 kW	1329	96
EXEO (3R2) 2.0 TDI	CAHA	02.09 - 05.13	1968	D	125 kW	1329	96
EXEO (3R2) 2.0 TDI	CGLB	02.09 - 05.13	1968	D	125 kW	1329	96
EXEO (3R2) 2.0 TDI	CJCA	12.08 - 05.13	1968	D	105 kW	1329	96
EXEO (3R2) 2.0 TDI	CJCC	12.08 - 05.13	1968	D	88 kW	1329	96








							
EXEO (3R2) 2.0 TFSI	BWE	03.09 - 05.13	1984	B	147 kW	1333	119
EXEO (3R2) 2.0 TFSI	CDND	05.10 - 05.13	1984	B	155 kW	1331	112
EXEO ST (3R5) 1.6	ALZ	06.09 - 09.10	1595	B	75 kW	1328	95
EXEO ST (3R5) 1.8 TSI	CDHA	09.10 - 05.13	1798	B	88 kW	1331	113
EXEO ST (3R5) 1.8 TSI	CDHB	05.10 - 05.13	1798	B	118 kW	1331	113
EXEO ST (3R5) 1.8 T	CFMA	06.09 - 05.10	1781	B	110 kW	1329	97
EXEO ST (3R5) 2.0 TDI	CAGA	05.09 - 05.13	1968	D	105 kW	1324	74
EXEO ST (3R5) 2.0 TDI	CAGC	07.09 - 05.13	1968	D	88 kW	1329	96
EXEO ST (3R5) 2.0 TDI	CAHA	05.09 - 05.13	1968	D	125 kW	1329	96
EXEO ST (3R5) 2.0 TDI	CGLB	05.09 - 05.13	1968	D	125 kW	1329	96
EXEO ST (3R5) 2.0 TDI	CJCA	05.09 - 05.13	1968	D	105 kW	1329	96
EXEO ST (3R5) 2.0 TDI	CJCC	07.09 - 05.13	1968	D	88 kW	1329	96
EXEO ST (3R5) 2.0 TFSI	BWE	06.09 - 05.13	1984	B	147 kW	1333	119
EXEO ST (3R5) 2.0 TFSI	CDND	05.10 - 05.13	1984	B	155 kW	1331	112
FURA (25A) 0.9	09 NCA	03.84 - 12.86	903	B	29 kW	1311	1
FURA (25A) 0.9	100 GL 3000	01.82 - 06.86	903	B	33 kW	1311	2
FURA (25A) 0.9	100 GL 7000	03.84 - 12.86	903	B	29 kW	1311	2
FURA (25A) 0.9	HB 90	01.82 - 06.86	903	B	31 kW	1311	1
IBIZA I (21A) 0.9	09 NCA	08.90 - 05.93	903	B	29 kW	1311	1
IBIZA I (21A) 0.9	146 A 000	08.86 - 05.93	903	B	32 kW	1311	1
IBIZA I (21A) 0.9	146 A 000	08.90 - 05.93	903	B	29 kW	1311	1
IBIZA I (21A) 1.2 i	021 C.1000	01.89 - 05.93	1193	B	52 kW	1314	21
IBIZA I (21A) 1.2	021 A 1000	11.84 - 12.93	1193	B	44 kW	1313	20
IBIZA I (21A) 1.2	021 A 1000	11.84 - 12.93	1193	B	46 kW	1313	20
IBIZA I (21A) 1.5 i Cat	021 C.2000	10.86 - 05.93	1461	B	66 kW	1334	127
IBIZA I (21A) 1.5 i	021 B.2000	10.86 - 05.93	1461	B	74 kW	1334	127
IBIZA I (21A) 1.5 i	021 D.2000	10.86 - 05.93	1461	B	65 kW	1334	128
IBIZA I (21A) 1.5	021 A 2000	11.84 - 05.93	1461	B	63 kW	1334	128
IBIZA I (21A) 1.7	021 A.3000	01.91 - 05.93	1675	B	72 kW	1334	127
IBIZA II (6K1) 1.0 16V	AST	10.99 - 02.02	999	B	51 kW	1311	4
IBIZA II (6K1) 1.0 16V	AVZ	10.99 - 02.02	999	B	51 kW	1311	4
IBIZA II (6K1) 1.0 i	AER	09.96 - 05.02	999	B	37 kW	1311	3
IBIZA II (6K1) 1.0 i	ALD	09.96 - 05.02	999	B	37 kW	1311	5
IBIZA II (6K1) 1.0 i	ANV	09.96 - 05.02	999	B	37 kW	1311	5
IBIZA II (6K1) 1.0 i	AUC	09.96 - 05.02	999	B	37 kW	1311	5
IBIZA II (6K1) 1.0	AAU	03.93 - 09.96	1043	B	33 kW	1314	24
IBIZA II (6K1) 1.3 i	2G	03.93 - 08.99	1272	B	40 kW	1314	23
IBIZA II (6K1) 1.3 i	AAV	03.93 - 08.99	1272	B	40 kW	1314	25
IBIZA II (6K1) 1.4 16V	APE	05.00 - 02.02	1390	B	55 kW	1316	33
IBIZA II (6K1) 1.4 16V	AUA	05.00 - 02.02	1390	B	55 kW	1316	33
IBIZA II (6K1) 1.4 i 16V	AFH	06.97 - 02.02	1390	B	74 kW	1315	31
IBIZA II (6K1) 1.4 i 16V	AQQ	06.97 - 02.02	1390	B	74 kW	1316	33
IBIZA II (6K1) 1.4 i 16V	AUB	06.97 - 02.02	1390	B	74 kW	1316	33
IBIZA II (6K1) 1.4 i	ABD	09.93 - 02.02	1390	B	44 kW	1315	26
IBIZA II (6K1) 1.4 i	AEX	09.93 - 02.02	1390	B	44 kW	1315	30
IBIZA II (6K1) 1.4 i	AKK	09.93 - 02.02	1390	B	44 kW	1316	32
IBIZA II (6K1) 1.4 i	AKV	09.93 - 02.02	1389	B	44 kW	1315	30
IBIZA II (6K1) 1.4 i	ANW	09.93 - 02.02	1390	B	44 kW	1316	32
IBIZA II (6K1) 1.4 i	APQ	09.93 - 02.02	1389	B	44 kW	1315	30
IBIZA II (6K1) 1.4 i	AUD	09.93 - 02.02	1390	B	44 kW	1316	32
IBIZA II (6K1) 1.4	ANX	12.97 - 04.99	1390	B	40 kW	1315	30
IBIZA II (6K1) 1.6 i	1F	09.94 - 06.99	1595	B	55 kW	1325	80
IBIZA II (6K1) 1.6 i	ABU	03.93 - 02.02	1598	B	55 kW	1315	29
IBIZA II (6K1) 1.6 i	AEE	03.93 - 02.02	1598	B	55 kW	1315	30
IBIZA II (6K1) 1.6 i	AEH	05.95 - 02.02	1595	B	74 kW	1327	88
IBIZA II (6K1) 1.6 i	AFT	05.95 - 02.02	1595	B	74 kW	1326	85
IBIZA II (6K1) 1.6 i	AKL	05.95 - 02.02	1595	B	74 kW	1327	88
IBIZA II (6K1) 1.6 i	ALM	03.93 - 02.02	1598	B	55 kW	1315	30
IBIZA II (6K1) 1.6 i	APF	05.95 - 02.02	1595	B	74 kW	1327	88
IBIZA II (6K1) 1.6 i	AUR	05.95 - 02.02	1595	B	74 kW	1326	85
IBIZA II (6K1) 1.8 T 20V Cupra R	AYP	07.00 - 02.02	1781	B	132 kW	1327	87
IBIZA II (6K1) 1.8 T 20V Cupra R	BLZ	07.00 - 02.02	1781	B	132 kW	1328	93

			<b>ccm</b>		<b>kW</b>		<b>1 POS</b>
IBIZA II (6K1) 1.8 T 20V Cupra	AQX	07.00 - 02.02	1781	B	115 kW	1327	87
IBIZA II (6K1) 1.8 T 20V Cupra	AYP	07.00 - 02.02	1781	B	115 kW	1327	87
IBIZA II (6K1) 1.8 i 16V	ADL	11.93 - 09.97	1781	B	95 kW	1326	83
IBIZA II (6K1) 1.8 i	ABS	03.93 - 10.99	1781	B	66 kW	1325	81
IBIZA II (6K1) 1.8 i	ACC	03.93 - 10.99	1781	B	66 kW	1326	82
IBIZA II (6K1) 1.8 i	ADZ	03.93 - 10.99	1781	B	66 kW	1326	84
IBIZA II (6K1) 1.9 D	1Y	04.93 - 08.99	1896	D	47 kW	1317	38
IBIZA II (6K1) 1.9 D	AEY	04.93 - 08.99	1896	D	47 kW	1320	52
IBIZA II (6K1) 1.9 SDI	1Y	08.99 - 02.02	1896	D	50 kW	1317	38
IBIZA II (6K1) 1.9 SDI	AEY	08.96 - 08.99	1896	D	47 kW	1320	52
IBIZA II (6K1) 1.9 SDI	AGP	08.99 - 02.02	1896	D	50 kW	1320	53
IBIZA II (6K1) 1.9 SDI	AQM	08.99 - 02.02	1896	D	50 kW	1321	56
IBIZA II (6K1) 1.9 TDI	1Z	08.96 - 02.02	1896	D	66 kW	1319	50
IBIZA II (6K1) 1.9 TDI	AFN	02.97 - 02.02	1896	D	81 kW	1317	40
IBIZA II (6K1) 1.9 TDI	AGR	08.96 - 02.02	1896	D	66 kW	1320	54
IBIZA II (6K1) 1.9 TDI	AHU	08.96 - 02.02	1896	D	66 kW	1317	41
IBIZA II (6K1) 1.9 TDI	ALH	08.96 - 02.02	1896	D	66 kW	1321	58
IBIZA II (6K1) 1.9 TDI	ASK	02.97 - 02.02	1896	D	81 kW	1321	57
IBIZA II (6K1) 1.9 TDI	ASV	02.97 - 02.02	1896	D	81 kW	1321	58
IBIZA II (6K1) 1.9 TD	AAZ	03.93 - 08.96	1896	D	55 kW	1317	39
IBIZA II (6K1) 2.0 i 16V	ABF	02.96 - 08.99	1984	B	110 kW	1332	116
IBIZA II (6K1) 2.0 i	2E	03.93 - 08.99	1984	B	85 kW	1332	117
IBIZA II (6K1) 2.0 i	AGG	03.93 - 08.99	1984	B	85 kW	1332	118
IBIZA III (6L1) 1.2 12V	BXV	05.06 - 11.09	1198	B	51 kW	1316	33
IBIZA III (6L1) 1.2	AZQ	02.02 - 06.06	1198	B	47 kW	1316	33
IBIZA III (6L1) 1.2	BBM	06.07 - 05.08	1198	B	44 kW	1315	28
IBIZA III (6L1) 1.2	BME	02.02 - 06.06	1198	B	47 kW	1316	33
IBIZA III (6L1) 1.4 16V	AUB	02.02 - 11.09	1390	B	74 kW	1316	33
IBIZA III (6L1) 1.4 16V	BBY	02.02 - 12.07	1390	B	55 kW	1316	33
IBIZA III (6L1) 1.4 16V	BBZ	02.02 - 11.09	1390	B	74 kW	1316	33
IBIZA III (6L1) 1.4 16V	BKY	02.02 - 12.07	1390	B	55 kW	1316	33
IBIZA III (6L1) 1.4 16V	BXW	05.06 - 11.09	1390	B	63 kW	1316	33
IBIZA III (6L1) 1.4 TDI	AMF	05.02 - 12.05	1422	D	55 kW	1318	42
IBIZA III (6L1) 1.4 TDI	BMS	06.05 - 11.09	1422	D	59 kW	1322	63
IBIZA III (6L1) 1.4 TDI	BNM	05.05 - 11.09	1422	D	51 kW	1322	63
IBIZA III (6L1) 1.4 TDI	BNV	06.05 - 11.09	1422	D	59 kW	1322	63
IBIZA III (6L1) 1.6 16V	BTS	11.06 - 11.09	1598	B	77 kW	1316	33
IBIZA III (6L1) 1.6	BAH	02.03 - 11.09	1598	B	74 kW	1315	28
IBIZA III (6L1) 1.8 T Cupra R	BBU	01.04 - 02.08	1781	B	132 kW	1327	87
IBIZA III (6L1) 1.8 T Cupra R	BLZ	01.04 - 02.08	1781	B	132 kW	1328	93
IBIZA III (6L1) 1.8 T FR	BJX	12.03 - 05.08	1781	B	110 kW	1327	87
IBIZA III (6L1) 1.8 T FR	BKV	12.03 - 05.08	1781	B	110 kW	1328	93
IBIZA III (6L1) 1.9 SDI	ASY	02.02 - 12.05	1896	D	47 kW	1321	56
IBIZA III (6L1) 1.9 TDI Cupra R	BPX	03.04 - 02.08	1896	D	118 kW	1318	43
IBIZA III (6L1) 1.9 TDI Cupra R	BUK	03.04 - 02.08	1896	D	118 kW	1318	43
IBIZA III (6L1) 1.9 TDI Joya Racer	ASZ	07.03 - 06.04	1896	D	112 kW	1318	44
IBIZA III (6L1) 1.9 TDI	ASZ	02.02 - 11.09	1896	D	96 kW	1318	44
IBIZA III (6L1) 1.9 TDI	ATD	02.02 - 11.09	1896	D	74 kW	1321	59
IBIZA III (6L1) 1.9 TDI	AXR	02.02 - 11.09	1896	D	74 kW	1321	60
IBIZA III (6L1) 1.9 TDI	BLT	02.02 - 11.09	1896	D	96 kW	1322	61
IBIZA III (6L1) 1.9 TDI	BMT	02.02 - 11.09	1896	D	74 kW	1322	62
IBIZA III (6L1) 2.0	AZL	04.02 - 11.09	1984	B	85 kW	1332	118
IBIZA III (6L1) 2.0	BBX	04.02 - 11.09	1984	B	85 kW	1332	118
IBIZA IV (6J5, 6P1) 1.0 TSI	CHZB	05.15 - 06.17	999	B	70 kW	1313	16
IBIZA IV (6J5, 6P1) 1.0 TSI	CHZC	05.15 - 06.17	999	B	81 kW	1312	14
IBIZA IV (6J5, 6P1) 1.0	CHYB	05.15 - 06.17	999	B	55 kW	1312	13
IBIZA IV (6J5, 6P1) 1.2 LPG	BZG	03.08 - 05.11	1198	B/G	51 kW	1316	33
IBIZA IV (6J5, 6P1) 1.2 TDI	CFWA	06.10 - 05.15	1199	D	55 kW	1322	65
IBIZA IV (6J5, 6P1) 1.2 TSI	CBZA	08.12 - 05.15	1197	B	63 kW	1311	6
IBIZA IV (6J5, 6P1) 1.2 TSI	CBZB	09.10 - 12.15	1197	B	77 kW	1311	7
IBIZA IV (6J5, 6P1) 1.2 TSI	CJZC	05.15 - 06.17	1197	B	66 kW	1312	8
IBIZA IV (6J5, 6P1) 1.2 TSI	CJZD	09.15 - 12.17	1197	B	81 kW	1312	8








IBIZA IV (6J5, 6P1) 1.2	BZG	03.08 - 05.15	1198	B	51 kW	1316	33
IBIZA IV (6J5, 6P1) 1.2	CGPA	03.08 - 05.15	1198	B	51 kW	1316	33
IBIZA IV (6J5, 6P1) 1.2	CGPB	07.09 - 05.11	1198	B	44 kW	1316	33
IBIZA IV (6J5, 6P1) 1.2	CJLB	03.08 - 05.15	1198	B	51 kW	1316	33
IBIZA IV (6J5, 6P1) 1.4 LPG	BXW	03.08 - 05.11	1390	B/G	63 kW	1316	33
IBIZA IV (6J5, 6P1) 1.4 TDI	BMS	07.08 - 06.10	1422	D	59 kW	1322	63
IBIZA IV (6J5, 6P1) 1.4 TDI	CUSA	05.15 - 06.17	1422	D	55 kW	1322	66
IBIZA IV (6J5, 6P1) 1.4 TDI	CUSB	05.15 - 06.17	1422	D	66 kW	1319	48
IBIZA IV (6J5, 6P1) 1.4 TDI	CUTA	05.15 - 06.17	1422	D	77 kW	1322	66
IBIZA IV (6J5, 6P1) 1.4 TDI	CYZA	05.15 - 06.17	1422	D	77 kW	1323	68
IBIZA IV (6J5, 6P1) 1.4 TSI	CAVF	06.09 - 05.15	1390	B	110 kW	1316	33
IBIZA IV (6J5, 6P1) 1.4 TSI	CNUB	06.09 - 05.15	1390	B	110 kW	1316	35
IBIZA IV (6J5, 6P1) 1.4 TSI	CPTA	10.13 - 05.15	1395	B	103 kW	1312	14
IBIZA IV (6J5, 6P1) 1.4 TSI	CTHF	06.09 - 05.15	1390	B	110 kW	1316	33
IBIZA IV (6J5, 6P1) 1.4 TSI	CTJB	06.09 - 05.15	1390	B	110 kW	1316	33
IBIZA IV (6J5, 6P1) 1.4 TSI	CZEA	11.15 - 06.17	1395	B	110 kW	1312	14
IBIZA IV (6J5, 6P1) 1.4	BXW	03.08 - 05.15	1390	B	63 kW	1316	33
IBIZA IV (6J5, 6P1) 1.4	CGGB	03.08 - 05.15	1390	B	63 kW	1316	33
IBIZA IV (6J5, 6P1) 1.6 LPG	CNKA	05.11 - 05.15	1598	B/G	60 kW	1316	34
IBIZA IV (6J5, 6P1) 1.6 TDI	CAYA	05.09 - 06.10	1598	D	55 kW	1319	47
IBIZA IV (6J5, 6P1) 1.6 TDI	CAYB	05.09 - 05.15	1598	D	66 kW	1319	47
IBIZA IV (6J5, 6P1) 1.6 TDI	CAYC	05.09 - 05.15	1598	D	77 kW	1319	47
IBIZA IV (6J5, 6P1) 1.6 TDI	CLNA	05.09 - 05.15	1598	D	77 kW	1319	47
IBIZA IV (6J5, 6P1) 1.6	BTS	05.08 - 12.15	1598	B	77 kW	1316	33
IBIZA IV (6J5, 6P1) 1.6	CWVA	07.15 - 12.17	1598	B	81 kW	1316	36
IBIZA IV (6J5, 6P1) 1.9 TDI	BLS	03.08 - 06.10	1896	D	77 kW	1318	46
IBIZA IV (6J5, 6P1) 1.9 TDI	BXJ	07.08 - 06.10	1896	D	66 kW	1322	62
IBIZA IV (6J5, 6P1) 2.0 TDI	CFHD	01.10 - 05.15	1968	D	105 kW	1324	76
IBIZA IV (6J5, 6P1) 2.0	CEKA	10.08 - 05.15	1984	B	85 kW	1333	121
IBIZA IV Kasten/Schrägheck (6J1) 1.2 TDI	CFWA	05.10 - 05.15	1199	D	55 kW	1322	65
IBIZA IV Kasten/Schrägheck (6J1) 1.2	CGPA	04.08 - 05.15	1198	B	51 kW	1316	33
IBIZA IV Kasten/Schrägheck (6J1) 1.6 TDI	CAYB	05.09 - 05.15	1598	D	66 kW	1319	47
IBIZA IV SC (6J1, 6P5) 1.0 TSI	CHZB	05.15 - 12.16	999	B	70 kW	1313	16
IBIZA IV SC (6J1, 6P5) 1.0 TSI	CHZC	05.15 - 12.16	999	B	81 kW	1312	14
IBIZA IV SC (6J1, 6P5) 1.0	CHYB	05.15 - 12.16	999	B	55 kW	1312	13
IBIZA IV SC (6J1, 6P5) 1.2 TDI	CFWA	05.10 - 05.15	1199	D	55 kW	1322	65
IBIZA IV SC (6J1, 6P5) 1.2 TSI	CBZA	08.12 - 05.15	1197	B	63 kW	1311	6
IBIZA IV SC (6J1, 6P5) 1.2 TSI	CBZB	09.10 - 12.15	1197	B	77 kW	1311	7
IBIZA IV SC (6J1, 6P5) 1.2 TSI	CJZC	05.15 - 12.16	1197	B	66 kW	1312	8
IBIZA IV SC (6J1, 6P5) 1.2 TSI	CJZD	09.15 - 12.17	1197	B	81 kW	1312	8
IBIZA IV SC (6J1, 6P5) 1.2	BZG	07.08 - 05.15	1198	B	51 kW	1316	33
IBIZA IV SC (6J1, 6P5) 1.2	CGPA	07.08 - 05.15	1198	B	51 kW	1316	33
IBIZA IV SC (6J1, 6P5) 1.2	CGPB	07.09 - 05.15	1198	B	44 kW	1316	33
IBIZA IV SC (6J1, 6P5) 1.2	CJLB	07.08 - 05.15	1198	B	51 kW	1316	33
IBIZA IV SC (6J1, 6P5) 1.4 LPG	BXW	07.08 - 05.11	1390	B/G	63 kW	1316	33
IBIZA IV SC (6J1, 6P5) 1.4 TDI	BMS	07.08 - 06.10	1422	D	59 kW	1322	63
IBIZA IV SC (6J1, 6P5) 1.4 TDI	CUSA	05.15 - 12.16	1422	D	55 kW	1322	66
IBIZA IV SC (6J1, 6P5) 1.4 TDI	CUSB	05.15 - 12.16	1422	D	66 kW	1319	48
IBIZA IV SC (6J1, 6P5) 1.4 TDI	CUTA	05.15 - 12.16	1422	D	77 kW	1322	66
IBIZA IV SC (6J1, 6P5) 1.4 TDI	CYZA	05.15 - 12.16	1422	D	77 kW	1323	68
IBIZA IV SC (6J1, 6P5) 1.4 TSI Cupra	CAVE	06.09 - 12.15	1390	B	132 kW	1316	33
IBIZA IV SC (6J1, 6P5) 1.4 TSI Cupra	CTHE	06.09 - 12.15	1390	B	132 kW	1316	33
IBIZA IV SC (6J1, 6P5) 1.4 TSI Cupra	CTJC	06.09 - 12.15	1390	B	132 kW	1316	33
IBIZA IV SC (6J1, 6P5) 1.4 TSI	CAVF	01.09 - 05.15	1390	B	110 kW	1316	33
IBIZA IV SC (6J1, 6P5) 1.4 TSI	CNUB	01.09 - 05.15	1390	B	110 kW	1316	35
IBIZA IV SC (6J1, 6P5) 1.4 TSI	CPTA	10.13 - 05.15	1395	B	103 kW	1312	14
IBIZA IV SC (6J1, 6P5) 1.4 TSI	CTHF	01.09 - 05.15	1390	B	110 kW	1316	33
IBIZA IV SC (6J1, 6P5) 1.4 TSI	CTJB	01.09 - 05.15	1390	B	110 kW	1316	33
IBIZA IV SC (6J1, 6P5) 1.4 TSI	CZEA	11.15 - 12.16	1395	B	110 kW	1312	14
IBIZA IV SC (6J1, 6P5) 1.4	BXW	07.08 - 05.15	1390	B	63 kW	1316	33
IBIZA IV SC (6J1, 6P5) 1.4	CGGB	07.08 - 05.15	1390	B	63 kW	1316	33
IBIZA IV SC (6J1, 6P5) 1.6 LPG	CNKA	05.11 - 05.15	1598	B/G	60 kW	1316	34

			<b>ccm</b>		<b>kw</b>		<b>1 POS</b>
IBIZA IV SC (6J1, 6P5) 1.6 TDI	CAYA	05.10 - 06.10	1598	D	55 kW	1319	47
IBIZA IV SC (6J1, 6P5) 1.6 TDI	CAYB	05.09 - 05.15	1598	D	66 kW	1319	47
IBIZA IV SC (6J1, 6P5) 1.6 TDI	CAYC	05.09 - 05.15	1598	D	77 kW	1319	47
IBIZA IV SC (6J1, 6P5) 1.6 TDI	CLNA	05.09 - 05.15	1598	D	77 kW	1319	47
IBIZA IV SC (6J1, 6P5) 1.6	BTS	07.08 - 12.15	1598	B	77 kW	1316	33
IBIZA IV SC (6J1, 6P5) 1.6	CWVA	07.15 - 12.17	1598	B	81 kW	1316	36
IBIZA IV SC (6J1, 6P5) 1.8 TSI Cupra	DAJA	11.15 - 12.16	1798	B	141 kW	1333	124
IBIZA IV SC (6J1, 6P5) 1.9 TDI	BLS	07.08 - 06.10	1896	D	77 kW	1318	46
IBIZA IV SC (6J1, 6P5) 1.9 TDI	BXJ	06.08 - 06.10	1896	D	66 kW	1322	62
IBIZA IV SC (6J1, 6P5) 2.0 TDI	CFHD	01.10 - 05.15	1968	D	105 kW	1324	76
IBIZA IV SC (6J1, 6P5) 2.0	CEKA	10.08 - 12.15	1984	B	85 kW	1333	121
IBIZA IV ST (6J8, 6P8) 1.0 TSI	CHZB	05.15 - 07.16	999	B	70 kW	1313	16
IBIZA IV ST (6J8, 6P8) 1.0 TSI	CHZC	05.15 - 07.16	999	B	81 kW	1312	14
IBIZA IV ST (6J8, 6P8) 1.0	CHYB	05.15 - 07.16	999	B	55 kW	1312	13
IBIZA IV ST (6J8, 6P8) 1.2 TDI	CFWA	04.10 - 05.15	1199	D	55 kW	1322	65
IBIZA IV ST (6J8, 6P8) 1.2 TSI	CBZA	09.12 - 05.15	1197	B	63 kW	1311	6
IBIZA IV ST (6J8, 6P8) 1.2 TSI	CBZB	09.10 - 05.15	1197	B	77 kW	1311	7
IBIZA IV ST (6J8, 6P8) 1.2 TSI	CJZC	05.15 - 07.16	1197	B	66 kW	1312	8
IBIZA IV ST (6J8, 6P8) 1.2 TSI	CJZD	09.15 - 07.16	1197	B	81 kW	1312	8
IBIZA IV ST (6J8, 6P8) 1.2	BZG	05.10 - 05.15	1198	B	51 kW	1316	33
IBIZA IV ST (6J8, 6P8) 1.2	CGPA	05.10 - 05.15	1198	B	51 kW	1316	33
IBIZA IV ST (6J8, 6P8) 1.2	CGPB	05.10 - 05.15	1198	B	44 kW	1316	33
IBIZA IV ST (6J8, 6P8) 1.2	CJLB	05.10 - 05.15	1198	B	51 kW	1316	33
IBIZA IV ST (6J8, 6P8) 1.4 TDI	CUSA	05.15 - 07.16	1422	D	55 kW	1322	66
IBIZA IV ST (6J8, 6P8) 1.4 TDI	CUSB	05.15 - 07.16	1422	D	66 kW	1319	48
IBIZA IV ST (6J8, 6P8) 1.4 TDI	CUTA	05.15 - 07.16	1422	D	77 kW	1322	66
IBIZA IV ST (6J8, 6P8) 1.4 TDI	CYZA	05.15 - 07.16	1422	D	77 kW	1323	68
IBIZA IV ST (6J8, 6P8) 1.4 TSI	CAVF	02.12 - 05.15	1390	B	110 kW	1316	33
IBIZA IV ST (6J8, 6P8) 1.4 TSI	CNUB	02.12 - 05.15	1390	B	110 kW	1316	35
IBIZA IV ST (6J8, 6P8) 1.4 TSI	CPTA	10.13 - 05.15	1395	B	103 kW	1312	14
IBIZA IV ST (6J8, 6P8) 1.4 TSI	CTHF	02.12 - 05.15	1390	B	110 kW	1316	33
IBIZA IV ST (6J8, 6P8) 1.4 TSI	CTJB	02.12 - 05.15	1390	B	110 kW	1316	33
IBIZA IV ST (6J8, 6P8) 1.4 TSI	CZEA	11.15 - 07.16	1395	B	110 kW	1312	14
IBIZA IV ST (6J8, 6P8) 1.4	CGGB	03.10 - 05.15	1390	B	63 kW	1316	33
IBIZA IV ST (6J8, 6P8) 1.6 TDI	CAYB	03.10 - 05.15	1598	D	66 kW	1319	47
IBIZA IV ST (6J8, 6P8) 1.6 TDI	CAYC	03.10 - 05.15	1598	D	77 kW	1319	47
IBIZA IV ST (6J8, 6P8) 1.6 TDI	CLNA	03.10 - 05.15	1598	D	77 kW	1319	47
IBIZA IV ST (6J8, 6P8) 1.6	BTS	02.12 - 05.15	1598	B	77 kW	1316	33
IBIZA V (KJ1, KJG) 1.0 MPI	DFNA	07.18	999	B	59 kW	1313	15
IBIZA V (KJ1, KJG) 1.0 MPI	DSGB	07.18	999	B	59 kW	1313	15
IBIZA V (KJ1, KJG) 1.0 MPI	DSGD	07.18	999	B	59 kW	1313	18
IBIZA V (KJ1, KJG) 1.0 TGI	DBYA	11.17	999	B/G	66 kW	1312	11
IBIZA V (KJ1, KJG) 1.0 TSI	CHZJ	01.17	999	B	85 kW	1313	16
IBIZA V (KJ1, KJG) 1.0 TSI	CHZL	01.17	999	B	70 kW	1313	16
IBIZA V (KJ1, KJG) 1.0 TSI	DKJA	01.17	999	B	85 kW	1312	11
IBIZA V (KJ1, KJG) 1.0 TSI	DKLA	01.17	999	B	70 kW	1313	16
IBIZA V (KJ1, KJG) 1.0 TSI	DKRF	01.17	999	B	85 kW	1312	12
IBIZA V (KJ1, KJG) 1.0 TSI	DLAA	06.20	999	B	81 kW	1313	17
IBIZA V (KJ1, KJG) 1.0 TSI	DLAC	01.17	999	B	70 kW	1313	17
IBIZA V (KJ1, KJG) 1.0	CHYB	01.17	999	B	55 kW	1312	13
IBIZA V (KJ1, KJG) 1.0	CHYC	07.17	999	B	48 kW	1313	15
IBIZA V (KJ1, KJG) 1.0	DFNB	07.17	999	B	48 kW	1313	15
IBIZA V (KJ1, KJG) 1.5 TSI	DADA	07.17	1498	B	110 kW	1312	10
IBIZA V (KJ1, KJG) 1.5 TSI	DPCA	07.17	1498	B	110 kW	1312	10
IBIZA V (KJ1, KJG) 1.6 TDI	DGTA	12.17	1598	D	85 kW	1323	69
IBIZA V (KJ1, KJG) 1.6 TDI	DGTC	11.17	1598	D	59 kW	1323	69
IBIZA V (KJ1, KJG) 1.6 TDI	DGTD	09.17	1598	D	70 kW	1323	69
IBIZA V (KJ1, KJG) 1.6	CWVA	05.17	1598	B	81 kW	1316	36
INCA (6K9) 1.4 16V	AUA	04.00 - 06.03	1390	B	55 kW	1316	33
INCA (6K9) 1.4 i	AEX	11.95 - 06.03	1390	B	44 kW	1315	30
INCA (6K9) 1.4 i	AKV	11.95 - 06.03	1389	B	44 kW	1315	30
INCA (6K9) 1.4 i	APQ	11.95 - 06.03	1389	B	44 kW	1315	30

















INCA (6K9) 1.4 i	AUD	11.95 - 06.03	1390	B	44 kW	1316	32
INCA (6K9) 1.6 (6K9)	UVC	11.98 - 11.03	1595	B	66 kW	1331	110
INCA (6K9) 1.6 i	1F	11.95 - 10.02	1595	B	55 kW	1325	80
INCA (6K9) 1.6 i	AEE	06.97 - 09.00	1598	B	55 kW	1315	30
INCA (6K9) 1.6 i	ALM	06.97 - 09.00	1598	B	55 kW	1315	30
INCA (6K9) 1.6	AEE	11.98 - 11.03	1598	B	66 kW	1315	30
INCA (6K9) 1.6	UVC	08.99 - 04.02	1595	B	70 kW	1331	110
INCA (6K9) 1.7 D	AHB	09.96 - 06.03	1715	D	42 kW	1321	55
INCA (6K9) 1.9 D	1Y	11.95 - 06.03	1896	D	47 kW	1317	38
INCA (6K9) 1.9 SDI	1Y	11.95 - 06.03	1896	D	47 kW	1317	38
INCA (6K9) 1.9 SDI	AEY	11.95 - 06.03	1896	D	47 kW	1320	52
INCA (6K9) 1.9 SDI	AYQ	11.95 - 06.03	1896	D	47 kW	1321	56
INCA (6K9) 1.9 TDI	ALH	09.96 - 06.03	1896	D	66 kW	1321	58
LEON (1M1) 1.4 16V	AHW	11.99 - 06.06	1390	B	55 kW	1316	33
LEON (1M1) 1.4 16V	APE	11.99 - 06.06	1390	B	55 kW	1316	33
LEON (1M1) 1.4 16V	AUA	11.99 - 06.06	1390	B	55 kW	1316	33
LEON (1M1) 1.4 16V	AXP	11.99 - 06.06	1390	B	55 kW	1316	33
LEON (1M1) 1.4 16V	BCA	11.99 - 06.06	1390	B	55 kW	1316	33
LEON (1M1) 1.6 16 V	ATN	09.00 - 06.06	1598	B	77 kW	1316	33
LEON (1M1) 1.6 16 V	AUS	09.00 - 06.06	1598	B	77 kW	1316	33
LEON (1M1) 1.6 16 V	AZD	09.00 - 06.06	1598	B	77 kW	1316	33
LEON (1M1) 1.6 16 V	BCB	09.00 - 06.06	1598	B	77 kW	1316	33
LEON (1M1) 1.6	AEH	11.99 - 06.06	1595	B	74 kW	1327	88
LEON (1M1) 1.6	AKL	11.99 - 06.06	1595	B	74 kW	1327	88
LEON (1M1) 1.6	APF	11.99 - 06.06	1595	B	74 kW	1327	88
LEON (1M1) 1.6	BFQ	10.05 - 06.06	1595	B	75 kW	1328	95
LEON (1M1) 1.6	BGU	10.05 - 06.06	1595	B	75 kW	1328	95
LEON (1M1) 1.8 20V T 4	AJQ	11.99 - 06.06	1781	B	132 kW	1327	87
LEON (1M1) 1.8 20V T 4	ARY	11.99 - 06.06	1781	B	132 kW	1327	87
LEON (1M1) 1.8 20V T	APP	11.99 - 06.06	1781	B	132 kW	1327	87
LEON (1M1) 1.8 20V T	AUQ	11.99 - 06.06	1781	B	132 kW	1327	87
LEON (1M1) 1.8 20V	AGN	11.99 - 06.06	1781	B	92 kW	1327	89
LEON (1M1) 1.8 20V	APG	11.99 - 06.06	1781	B	92 kW	1327	89
LEON (1M1) 1.8 T Cupra R	AMK	02.02 - 06.06	1781	B	154 kW	1327	87
LEON (1M1) 1.8 T Cupra R	BAM	07.03 - 06.06	1781	B	165 kW	1327	87
LEON (1M1) 1.9 SDI	AQM	11.99 - 06.06	1896	D	50 kW	1321	56
LEON (1M1) 1.9 TDI Syncro	ARL	05.02 - 06.06	1896	D	110 kW	1318	43
LEON (1M1) 1.9 TDI	AGR	11.99 - 06.06	1896	D	66 kW	1320	54
LEON (1M1) 1.9 TDI	AHF	11.99 - 06.06	1896	D	81 kW	1320	54
LEON (1M1) 1.9 TDI	ALH	11.99 - 06.06	1896	D	66 kW	1321	58
LEON (1M1) 1.9 TDI	ARL	09.00 - 06.06	1896	D	110 kW	1318	43
LEON (1M1) 1.9 TDI	ASV	11.99 - 06.06	1896	D	81 kW	1321	58
LEON (1M1) 1.9 TDI	ASZ	05.03 - 06.06	1896	D	96 kW	1318	44
LEON (1M1) 1.9 TDI	AXR	10.05 - 06.06	1896	D	74 kW	1321	60
LEON (1M1) 2.8 Cupra 4	AUE	02.01 - 06.06	2792	B	150 kW	1328	91
LEON (1M1) 2.8 Cupra 4	BDE	02.01 - 06.06	2792	B	150 kW	1328	92
LEON (1M1) 2.8	BDE	05.02 - 06.04	2792	B	150 kW	1328	92
LEON (1P1) 1.2 TSI	CBZB	02.10 - 12.12	1197	B	77 kW	1311	7
LEON (1P1) 1.4 16V	BXW	06.06 - 12.12	1390	B	63 kW	1316	33
LEON (1P1) 1.4 16V	CGGB	06.06 - 12.12	1390	B	63 kW	1316	33
LEON (1P1) 1.4 TSI	CAXC	11.07 - 12.13	1390	B	92 kW	1316	33
LEON (1P1) 1.6 LPG	CHGA	12.09 - 12.12	1595	B/G	75 kW	1329	98
LEON (1P1) 1.6 MultiFuel	BSE	07.05 - 08.13	1595	B/E	75 kW	1328	95
LEON (1P1) 1.6 MultiFuel	CCSA	07.05 - 08.13	1595	B/E	75 kW	1324	75
LEON (1P1) 1.6 MultiFuel	CMXA	07.05 - 08.13	1595	B/E	75 kW	1325	77
LEON (1P1) 1.6 TDI	CAYB	11.10 - 12.12	1598	D	66 kW	1319	47
LEON (1P1) 1.6 TDI	CAYC	02.10 - 12.12	1598	D	77 kW	1319	47
LEON (1P1) 1.6	BSE	07.05 - 12.12	1595	B	75 kW	1328	95
LEON (1P1) 1.6	BSF	07.05 - 12.12	1595	B	75 kW	1328	95
LEON (1P1) 1.6	CCSA	07.05 - 12.12	1595	B	75 kW	1324	75
LEON (1P1) 1.6	CMXA	07.05 - 12.12	1595	B	75 kW	1325	77
LEON (1P1) 1.8 TSI	BZB	06.07 - 12.12	1798	B	118 kW	1331	112

			<b>ccm</b>		<b>kw</b>		<b>1 POS</b>
LEON (1P1) 1.8 TSI	CDAA	06.07 - 12.12	1798	B	118 kW	1331	113
LEON (1P1) 1.9 TDI	BKC	07.05 - 03.11	1896	D	77 kW	1321	60
LEON (1P1) 1.9 TDI	BLS	07.05 - 03.11	1896	D	77 kW	1318	46
LEON (1P1) 1.9 TDI	BXE	07.05 - 03.11	1896	D	77 kW	1321	60
LEON (1P1) 1.9 TDI	BXF	06.07 - 12.10	1896	D	66 kW	1321	60
LEON (1P1) 2.0 Cupra R	CDLA	09.09 - 12.12	1984	B	195 kW	1333	119
LEON (1P1) 2.0 FSI	BLR	07.05 - 05.10	1984	B	110 kW	1331	111
LEON (1P1) 2.0 FSI	BLY	07.05 - 05.10	1984	B	110 kW	1331	111
LEON (1P1) 2.0 FSI	BVY	07.05 - 05.10	1984	B	110 kW	1331	111
LEON (1P1) 2.0 FSI	BVZ	07.05 - 05.10	1984	B	110 kW	1331	111
LEON (1P1) 2.0 TDI 16V	BKD	07.05 - 12.12	1968	D	103 kW	1325	79
LEON (1P1) 2.0 TDI 16V	CFHC	07.05 - 12.12	1968	D	103 kW	1329	100
LEON (1P1) 2.0 TDI 16V	CLCB	07.05 - 12.12	1968	D	103 kW	1329	100
LEON (1P1) 2.0 TDI	AZV	07.05 - 05.10	1968	D	100 kW	1323	71
LEON (1P1) 2.0 TDI	BMM	10.05 - 10.10	1968	D	103 kW	1323	72
LEON (1P1) 2.0 TDI	BMN	05.06 - 12.12	1968	D	125 kW	1324	73
LEON (1P1) 2.0 TDI	CEGA	05.06 - 12.12	1968	D	125 kW	1329	100
LEON (1P1) 2.0 TDI	CFJA	05.06 - 12.12	1968	D	125 kW	1329	100
LEON (1P1) 2.0 TFSI	BWA	09.05 - 05.06	1984	B	136 kW	1333	119
LEON (1P1) 2.0 TFSI	BWA	05.05 - 08.11	1984	B	147 kW	1333	119
LEON (1P1) 2.0 TFSI	BWJ	11.06 - 08.11	1984	B	177 kW	1333	120
LEON (1P1) 2.0 TFSI	CCZB	06.09 - 12.12	1984	B	155 kW	1331	112
LEON (1P1) 2.0 TFSI	CDLD	11.06 - 08.11	1984	B	177 kW	1333	120
LEON (5F1) 1.0 TSI	CHZD	05.15 - 10.20	999	B	85 kW	1312	14
LEON (5F1) 1.0 TSI	DKRF	05.15 - 10.20	999	B	85 kW	1312	12
LEON (5F1) 1.0 TSI	DKLB	09.18 - 08.20	999	B	63 kW	1312	14
LEON (5F1) 1.2 TSI	CJZA	01.13 - 08.20	1197	B	77 kW	1312	8
LEON (5F1) 1.2 TSI	CJZB	12.12 - 08.18	1197	B	63 kW	1312	8
LEON (5F1) 1.2 TSI	CYVA	12.12 - 08.18	1197	B	63 kW	1312	8
LEON (5F1) 1.2 TSI	CYVB	04.14 - 08.20	1197	B	81 kW	1312	8
LEON (5F1) 1.4 TGI	CPWA	02.13 - 08.18	1395	B/G	81 kW	1312	14
LEON (5F1) 1.4 TSI	CHPA	09.12 - 08.20	1395	B	103 kW	1312	14
LEON (5F1) 1.4 TSI	CMBA	11.12 - 10.16	1395	B	90 kW	1312	14
LEON (5F1) 1.4 TSI	CPTA	09.12 - 08.20	1395	B	103 kW	1312	14
LEON (5F1) 1.4 TSI	CXSA	11.12 - 10.16	1395	B	90 kW	1312	14
LEON (5F1) 1.4 TSI	CZCA	05.14 - 08.20	1395	B	92 kW	1312	14
LEON (5F1) 1.4 TSI	CZDA	05.14 - 10.20	1395	B	110 kW	1312	14
LEON (5F1) 1.4 TSI	CZEA	05.14 - 10.20	1395	B	110 kW	1312	14
LEON (5F1) 1.5 TSI	DACA	09.18 - 08.20	1495	B	96 kW	1312	10
LEON (5F1) 1.5 TSI	DADA	09.18 - 08.20	1498	B	110 kW	1312	10
LEON (5F1) 1.5 TSI	DPBA	09.18 - 08.20	1495	B	96 kW	1312	10
LEON (5F1) 1.5 TSI	DPCA	09.18 - 08.20	1498	B	110 kW	1312	10
LEON (5F1) 1.6 SRE	CWVA	04.14 - 08.20	1598	B	81 kW	1316	36
LEON (5F1) 1.6 TDI	CLHA	09.12 - 08.20	1598	D	77 kW	1322	65
LEON (5F1) 1.6 TDI	CLHB	11.12 - 08.18	1598	D	66 kW	1322	65
LEON (5F1) 1.6 TDI	CRKB	09.13 - 08.20	1598	D	81 kW	1322	65
LEON (5F1) 1.6 TDI	CXXA	11.12 - 08.18	1598	D	66 kW	1323	67
LEON (5F1) 1.6 TDI	CXXB	09.13 - 08.20	1598	D	81 kW	1322	65
LEON (5F1) 1.6 TDI	DBKA	09.13 - 08.20	1598	D	81 kW	1319	49
LEON (5F1) 1.6 TDI	DDYA	11.16 - 08.20	1598	D	85 kW	1322	66
LEON (5F1) 1.6 TDI	DDYB	11.12 - 08.18	1598	D	66 kW	1322	66
LEON (5F1) 1.6 TDI	DGTE	11.16 - 08.20	1598	D	85 kW	1322	66
LEON (5F1) 1.8 TSI	CJSA	02.13 - 08.18	1798	B	132 kW	1332	114
LEON (5F1) 1.8 TSI	CJSB	02.13 - 08.18	1798	B	132 kW	1333	124
LEON (5F1) 2.0 Cupra R	CJXG	11.17 - 08.18	1984	B	228 kW	1332	115
LEON (5F1) 2.0 Cupra	CJXA	10.13 - 08.20	1984	B	206 kW	1332	115
LEON (5F1) 2.0 Cupra	CJXC	01.17 - 08.18	1984	B	221 kW	1333	122
LEON (5F1) 2.0 Cupra	CJXE	10.13 - 08.20	1984	B	195 kW	1333	123
LEON (5F1) 2.0 Cupra	CJXH	10.15 - 05.21	1984	B	213 kW	1332	115
LEON (5F1) 2.0 Cupra	DNUC	10.15 - 05.21	1984	B	213 kW	1332	115
LEON (5F1) 2.0 TDI	CKFC	10.12 - 08.20	1968	D	110 kW	1329	99
LEON (5F1) 2.0 TDI	CRLD	05.13 - 08.20	1968	D	81 kW	1329	101








							
LEON (5F1) 2.0 TDI	CRMB	10.12 - 08.20	1968	D	110 kW	1329	99
LEON (5F1) 2.0 TDI	CRVA	05.13 - 08.20	1968	D	81 kW	1329	99
LEON (5F1) 2.0 TDI	CRVC	05.13 - 08.20	1968	D	105 kW	1329	99
LEON (5F1) 2.0 TDI	CUNA	09.12 - 08.20	1968	D	135 kW	1330	104
LEON (5F1) 2.0 TDI	CUPA	09.12 - 08.20	1968	D	135 kW	1330	102
LEON (5F1) 2.0 TDI	DFFA	10.12 - 08.20	1968	D	110 kW	1330	106
LEON (5F1) 2.0 TDI	DJGA	09.12 - 08.20	1968	D	135 kW	1330	103
LEON (5F1) 2.0 TSI	DKZA	09.18 - 08.20	1984	B	140 kW	1333	125
LEON (KL1) 1.0 TSI Mild Hybrid	DLAA	08.20	999	B/E	81 kW	1313	17
LEON (KL1) 1.0 TSI	DLAA	03.20	999	B	81 kW	1313	17
LEON (KL1) 1.0 TSI	DLAB	03.20	999	B	66 kW	1313	17
LEON (KL1) 1.4 TSI e-Hybrid	DGEA	05.20	1395	E	150 kW	1312	11
LEON (KL1) 1.4 TSI	DJKA	06.20	1395	B	110 kW	1312	11
LEON (KL1) 1.5 TSI	DPBA	11.19	1495	B	96 kW	1312	10
LEON (KL1) 1.5 TSI	DPCA	11.19	1498	B	110 kW	1312	10
LEON (KL1) 1.5 eTSI	DFYA	11.19	1498	B/E	110 kW	1312	10
LEON (KL1) 2.0 TFSI	DNNA	03.21	1984	B	140 kW	1334	126
LEON Kasten/Schrägheck (5F1) 1.0 TSI	CHZD	05.15 - 08.20	999	B	85 kW	1312	14
LEON Kasten/Schrägheck (5F1) 1.2 TSI	CJZB	01.13 - 08.18	1197	B	63 kW	1312	8
LEON Kasten/Schrägheck (5F1) 1.2 TSI	CYVA	01.13 - 08.18	1197	B	63 kW	1312	8
LEON Kasten/Schrägheck (5F1) 1.2 TSI	CYVB	04.14 - 08.18	1197	B	81 kW	1312	8
LEON Kasten/Schrägheck (5F1) 1.4 TSI	CHPA	09.12 - 10.16	1395	B	103 kW	1312	14
LEON Kasten/Schrägheck (5F1) 1.4 TSI	CMBA	09.12 - 10.16	1395	B	90 kW	1312	14
LEON Kasten/Schrägheck (5F1) 1.4 TSI	CPTA	09.12 - 10.16	1395	B	103 kW	1312	14
LEON Kasten/Schrägheck (5F1) 1.4 TSI	CXSA	09.12 - 10.16	1395	B	90 kW	1312	14
LEON Kasten/Schrägheck (5F1) 1.4 TSI	CZEA	05.14 - 08.20	1395	B	110 kW	1312	14
LEON Kasten/Schrägheck (5F1) 1.6 TDI	CLHA	09.12 - 10.16	1598	D	77 kW	1322	65
LEON Kasten/Schrägheck (5F1) 1.6 TDI	CLHB	11.12 - 10.16	1598	D	66 kW	1322	65
LEON Kasten/Schrägheck (5F1) 1.6 TDI	CRKB	09.13 - 10.16	1598	D	81 kW	1322	65
LEON Kasten/Schrägheck (5F1) 1.6 TDI	CXXB	09.13 - 10.16	1598	D	81 kW	1322	65
LEON Kasten/Schrägheck (5F1) 1.6 TDI	DBKA	09.13 - 10.16	1598	D	81 kW	1319	49
LEON Kasten/Schrägheck (5F1) 1.6 TDI	DDYA	11.16 - 08.20	1598	D	85 kW	1322	66
LEON Kasten/Schrägheck (5F1) 1.8 TFSI	CJSA	02.13 - 08.18	1798	B	132 kW	1332	114
LEON Kasten/Schrägheck (5F1) 2.0 Cupra	CJXC	01.17 - 08.18	1984	B	221 kW	1333	122
LEON Kasten/Schrägheck (5F1) 2.0 Cupra	CJXH	09.15 - 10.16	1984	B	213 kW	1332	115
LEON Kasten/Schrägheck (5F1) 2.0 TDI	CKFC	10.12 - 08.18	1968	D	110 kW	1329	99
LEON Kasten/Schrägheck (5F1) 2.0 TDI	CRMB	10.12 - 08.18	1968	D	110 kW	1329	99
LEON Kasten/Schrägheck (5F1) 2.0 TDI	CUNA	02.13 - 08.18	1968	D	135 kW	1330	104
LEON Kasten/Schrägheck (5F1) 2.0 TDI	CUPA	02.13 - 08.18	1968	D	135 kW	1330	102
LEON SC (5F5) 1.0 TSI	CHZD	05.15 - 08.18	999	B	85 kW	1312	14
LEON SC (5F5) 1.2 TSI	CJZA	02.13 - 04.14	1197	B	77 kW	1312	8
LEON SC (5F5) 1.2 TSI	CJZB	01.13 - 08.18	1197	B	63 kW	1312	8
LEON SC (5F5) 1.2 TSI	CYVA	01.13 - 08.18	1197	B	63 kW	1312	8
LEON SC (5F5) 1.2 TSI	CYVB	05.14 - 08.18	1197	B	81 kW	1312	8
LEON SC (5F5) 1.4 TSI	CHPA	02.13 - 11.16	1395	B	103 kW	1312	14
LEON SC (5F5) 1.4 TSI	CMBA	02.13 - 06.15	1395	B	90 kW	1312	14
LEON SC (5F5) 1.4 TSI	CPTA	02.13 - 11.16	1395	B	103 kW	1312	14
LEON SC (5F5) 1.4 TSI	CXSA	02.13 - 06.15	1395	B	90 kW	1312	14
LEON SC (5F5) 1.4 TSI	CZCA	05.14 - 08.18	1395	B	92 kW	1312	14
LEON SC (5F5) 1.4 TSI	CZEA	05.14 - 12.18	1395	B	110 kW	1312	14
LEON SC (5F5) 1.6 TDI	CLHA	02.13 - 08.18	1598	D	77 kW	1322	65
LEON SC (5F5) 1.6 TDI	CLHB	02.13 - 08.18	1598	D	66 kW	1322	65
LEON SC (5F5) 1.6 TDI	CRKB	09.13 - 11.16	1598	D	81 kW	1322	65
LEON SC (5F5) 1.6 TDI	CXXA	02.13 - 08.18	1598	D	66 kW	1323	67
LEON SC (5F5) 1.6 TDI	CXXB	09.13 - 11.16	1598	D	81 kW	1322	65
LEON SC (5F5) 1.6 TDI	DBKA	09.13 - 11.16	1598	D	81 kW	1319	49
LEON SC (5F5) 1.6 TDI	DBKA	09.13 - 11.16	1598	D	81 kW	1319	49
LEON SC (5F5) 1.6 TDI	DDYA	11.16 - 08.18	1598	D	85 kW	1322	66
LEON SC (5F5) 1.6 TDI	DDYB	02.13 - 08.18	1598	D	66 kW	1322	66
LEON SC (5F5) 1.8 TSI	CJSA	02.13 - 12.18	1798	B	132 kW	1332	114
LEON SC (5F5) 1.8 TSI	CJSB	02.13 - 12.18	1798	B	132 kW	1333	124
LEON SC (5F5) 2.0 Cupra	CJXA	10.13 - 11.16	1984	B	206 kW	1332	115



			<b>ccm</b>		<b>kw</b>		<b>1</b> <b>POS</b>
LEON SC (5F5) 2.0 Cupra	CJXC	01.17 - 08.18	1984	B	221 kW	1333	122
LEON SC (5F5) 2.0 Cupra	CJXE	10.13 - 12.16	1984	B	195 kW	1333	123
LEON SC (5F5) 2.0 Cupra	CJXH	10.15 - 11.16	1984	B	213 kW	1332	115
LEON SC (5F5) 2.0 TDI	CKFC	02.13 - 08.18	1968	D	110 kW	1329	99
LEON SC (5F5) 2.0 TDI	CRMB	02.13 - 08.18	1968	D	110 kW	1329	99
LEON SC (5F5) 2.0 TDI	CRVA	02.13 - 08.18	1968	D	81 kW	1329	99
LEON SC (5F5) 2.0 TDI	CRVC	05.13 - 08.18	1968	D	105 kW	1329	99
LEON SC (5F5) 2.0 TDI	CUNA	03.13 - 08.18	1968	D	135 kW	1330	104
LEON SC (5F5) 2.0 TDI	CUPA	03.13 - 08.18	1968	D	135 kW	1330	102
LEON ST (5F8) 1.0 TSI	CHZD	05.15 - 08.20	999	B	85 kW	1312	14
LEON ST (5F8) 1.0 TSI	DKRF	05.15 - 08.20	999	B	85 kW	1312	12
LEON ST (5F8) 1.0 TSI	DKLB	09.18 - 08.20	999	B	63 kW	1312	14
LEON ST (5F8) 1.2 TSI	CJZA	08.13 - 08.20	1197	B	77 kW	1312	8
LEON ST (5F8) 1.2 TSI	CJZB	11.13 - 08.18	1197	B	63 kW	1312	8
LEON ST (5F8) 1.2 TSI	CYVA	11.13 - 08.18	1197	B	63 kW	1312	8
LEON ST (5F8) 1.2 TSI	CYVB	05.14 - 08.20	1197	B	81 kW	1312	8
LEON ST (5F8) 1.4 TGI	CPWA	10.13 - 08.18	1395	B/G	81 kW	1312	14
LEON ST (5F8) 1.4 TSI	CHPA	10.13 - 08.20	1395	B	103 kW	1312	14
LEON ST (5F8) 1.4 TSI	CMBA	09.12 - 06.15	1395	B	90 kW	1312	14
LEON ST (5F8) 1.4 TSI	CPTA	10.13 - 08.20	1395	B	103 kW	1312	14
LEON ST (5F8) 1.4 TSI	CXSA	09.12 - 06.15	1395	B	90 kW	1312	14
LEON ST (5F8) 1.4 TSI	CZCA	05.14 - 08.18	1395	B	92 kW	1312	14
LEON ST (5F8) 1.4 TSI	CZEA	05.14 - 08.20	1395	B	110 kW	1312	14
LEON ST (5F8) 1.5 TSI	DACA	09.18 - 08.20	1495	B	96 kW	1312	10
LEON ST (5F8) 1.5 TSI	DADA	09.18 - 08.20	1498	B	110 kW	1312	10
LEON ST (5F8) 1.5 TSI	DPBA	09.18 - 08.20	1495	B	96 kW	1312	10
LEON ST (5F8) 1.5 TSI	DPCA	09.18 - 08.20	1498	B	110 kW	1312	10
LEON ST (5F8) 1.6 SRE	CWVA	05.15 - 08.20	1598	B	81 kW	1316	36
LEON ST (5F8) 1.6 TDI 4Drive	CLHA	04.14 - 08.20	1598	D	77 kW	1322	65
LEON ST (5F8) 1.6 TDI 4Drive	CRKB	11.14 - 08.20	1598	D	81 kW	1322	65
LEON ST (5F8) 1.6 TDI 4Drive	CXXB	11.14 - 08.20	1598	D	81 kW	1322	65
LEON ST (5F8) 1.6 TDI 4Drive	DGTE	07.18 - 08.20	1598	D	85 kW	1322	66
LEON ST (5F8) 1.6 TDI	CLHA	10.13 - 08.20	1598	D	77 kW	1322	65
LEON ST (5F8) 1.6 TDI	CLHB	11.13 - 08.18	1598	D	66 kW	1322	65
LEON ST (5F8) 1.6 TDI	CRKB	09.13 - 08.20	1598	D	81 kW	1322	65
LEON ST (5F8) 1.6 TDI	CXXA	11.13 - 08.18	1598	D	66 kW	1323	67
LEON ST (5F8) 1.6 TDI	CXXB	09.13 - 08.20	1598	D	81 kW	1322	65
LEON ST (5F8) 1.6 TDI	DBKA	09.13 - 08.20	1598	D	81 kW	1319	49
LEON ST (5F8) 1.6 TDI	DDYA	11.16 - 08.20	1598	D	85 kW	1322	66
LEON ST (5F8) 1.6 TDI	DDYB	11.13 - 08.18	1598	D	66 kW	1322	66
LEON ST (5F8) 1.6 TDI	DGTE	11.16 - 08.20	1598	D	85 kW	1322	66
LEON ST (5F8) 1.8 TSI 4Drive	CJSA	11.14 - 08.18	1798	B	132 kW	1332	114
LEON ST (5F8) 1.8 TSI 4Drive	CJSB	11.14 - 08.18	1798	B	132 kW	1333	124
LEON ST (5F8) 1.8 TSI	CJSA	10.13 - 08.18	1798	B	132 kW	1332	114
LEON ST (5F8) 1.8 TSI	CJSB	10.13 - 08.18	1798	B	132 kW	1333	124
LEON ST (5F8) 2.0 Cupra 4Drive	CJXC	11.16 - 08.20	1984	B	221 kW	1333	122
LEON ST (5F8) 2.0 Cupra 4Drive	DNUE	11.16 - 08.20	1984	B	221 kW	1332	115
LEON ST (5F8) 2.0 Cupra	CJXA	10.13 - 08.20	1984	B	206 kW	1332	115
LEON ST (5F8) 2.0 Cupra	CJXC	11.16 - 08.18	1984	B	221 kW	1333	122
LEON ST (5F8) 2.0 Cupra	CJXE	10.13 - 08.20	1984	B	195 kW	1333	123
LEON ST (5F8) 2.0 Cupra	CJXH	10.15 - 08.20	1984	B	213 kW	1332	115
LEON ST (5F8) 2.0 Cupra	DNUC	10.15 - 08.20	1984	B	213 kW	1332	115
LEON ST (5F8) 2.0 TDI 4Drive	CRBC	04.14 - 08.20	1968	D	110 kW	1330	102
LEON ST (5F8) 2.0 TDI 4Drive	CRLB	04.14 - 08.20	1968	D	110 kW	1330	104
LEON ST (5F8) 2.0 TDI 4Drive	CRMB	04.14 - 08.20	1968	D	110 kW	1329	99
LEON ST (5F8) 2.0 TDI 4Drive	CUNA	11.14 - 08.18	1968	D	135 kW	1330	104
LEON ST (5F8) 2.0 TDI 4Drive	DCYA	04.14 - 08.20	1968	D	110 kW	1330	103
LEON ST (5F8) 2.0 TDI 4Drive	DFGA	04.14 - 08.20	1968	D	110 kW	1330	104
LEON ST (5F8) 2.0 TDI 4Drive	DJGA	11.14 - 08.18	1968	D	135 kW	1330	103
LEON ST (5F8) 2.0 TDI	CKFC	10.13 - 08.20	1968	D	110 kW	1329	99
LEON ST (5F8) 2.0 TDI	CRBC	10.13 - 08.20	1968	D	110 kW	1330	102
LEON ST (5F8) 2.0 TDI	CRLB	10.13 - 08.20	1968	D	110 kW	1330	104











LEON ST (5F8) 2.0 TDI	CRLD	02.13 - 12.16	1968	D	81 kW	1329	101
LEON ST (5F8) 2.0 TDI	CRMB	10.13 - 08.20	1968	D	110 kW	1329	99
LEON ST (5F8) 2.0 TDI	CRVA	02.13 - 12.16	1968	D	81 kW	1329	99
LEON ST (5F8) 2.0 TDI	CRVC	10.13 - 08.18	1968	D	105 kW	1329	99
LEON ST (5F8) 2.0 TDI	CUNA	08.13 - 08.20	1968	D	135 kW	1330	104
LEON ST (5F8) 2.0 TDI	CUPA	08.13 - 08.20	1968	D	135 kW	1330	102
LEON ST (5F8) 2.0 TDI	DFFA	10.13 - 08.20	1968	D	110 kW	1330	106
LEON ST (5F8) 2.0 TDI	DFGA	10.13 - 08.20	1968	D	110 kW	1330	104
LEON ST (5F8) 2.0 TDI	DJGA	08.13 - 08.20	1968	D	135 kW	1330	103
LEON ST (5F8) 2.0 TSI 4Drive	DKZA	09.18 - 08.20	1984	B	140 kW	1333	125
LEON ST (5F8) 2.0 TSI	DKZA	07.18 - 08.20	1984	B	140 kW	1333	125
LEON ST Kasten/Kombi (5F8) 1.0 TSI	CHZD	05.15 - 08.20	999	B	85 kW	1312	14
LEON ST Kasten/Kombi (5F8) 1.2 TSI	CJZB	01.13 - 08.18	1197	B	63 kW	1312	8
LEON ST Kasten/Kombi (5F8) 1.2 TSI	CYVA	01.13 - 08.18	1197	B	63 kW	1312	8
LEON ST Kasten/Kombi (5F8) 1.2 TSI	CYVB	05.14 - 08.18	1197	B	81 kW	1312	8
LEON ST Kasten/Kombi (5F8) 1.4 TSI	CZDA	05.14 - 08.20	1395	B	110 kW	1312	14
LEON ST Kasten/Kombi (5F8) 1.4 TSI	CZEA	05.14 - 08.20	1395	B	110 kW	1312	14
LEON ST Kasten/Kombi (5F8) 1.6 TDI	CRKB	09.13 - 08.20	1598	D	81 kW	1322	65
LEON ST Kasten/Kombi (5F8) 1.6 TDI	CXXB	09.13 - 08.20	1598	D	81 kW	1322	65
LEON ST Kasten/Kombi (5F8) 1.6 TDI	DBKA	09.13 - 08.20	1598	D	81 kW	1319	49
LEON ST Kasten/Kombi (5F8) 1.6 TDI	DDYA	11.16 - 08.20	1598	D	85 kW	1322	66
LEON ST Kasten/Kombi (5F8) 1.8 TFSI	CJSA	10.13 - 08.18	1798	B	132 kW	1332	114
LEON ST Kasten/Kombi (5F8) 2.0 Cupra 4Drive	CJXC	11.16 - 08.18	1984	B	221 kW	1333	122
LEON ST Kasten/Kombi (5F8) 2.0 Cupra	CJXA	10.13 - 08.20	1984	B	206 kW	1332	115
LEON ST Kasten/Kombi (5F8) 2.0 Cupra	CJXC	11.16 - 08.18	1984	B	221 kW	1333	122
LEON ST Kasten/Kombi (5F8) 2.0 TDI 4Drive	CRBC	09.14 - 08.18	1968	D	110 kW	1330	102
LEON ST Kasten/Kombi (5F8) 2.0 TDI 4Drive	CRLB	09.14 - 08.18	1968	D	110 kW	1330	104
LEON ST Kasten/Kombi (5F8) 2.0 TDI 4Drive	CUNA	10.14 - 08.18	1968	D	135 kW	1330	104
LEON ST Kasten/Kombi (5F8) 2.0 TDI	CKFC	04.13 - 08.18	1968	D	110 kW	1329	99
LEON ST Kasten/Kombi (5F8) 2.0 TDI	CRBC	04.13 - 08.18	1968	D	110 kW	1330	102
LEON ST Kasten/Kombi (5F8) 2.0 TDI	CRLB	04.13 - 08.18	1968	D	110 kW	1330	104
LEON ST Kasten/Kombi (5F8) 2.0 TDI	CRMB	04.13 - 08.18	1968	D	110 kW	1329	99
LEON ST Kasten/Kombi (5F8) 2.0 TDI	CUNA	08.13 - 08.18	1968	D	135 kW	1330	104
LEON ST Kasten/Kombi (5F8) 2.0 TDI	CUPA	08.13 - 08.18	1968	D	135 kW	1330	102
LEON Sportstourer (KL8) 1.0 TSI Mild Hybrid	DLAA	08.20	999	B/E	81 kW	1313	17
LEON Sportstourer (KL8) 1.0 TSI	DLAA	03.20	999	B	81 kW	1313	17
LEON Sportstourer (KL8) 1.0 TSI	DLAB	03.20	999	B	66 kW	1313	17
LEON Sportstourer (KL8) 1.4 TSI e-Hybrid	DGEA	05.20	1395	E	150 kW	1312	11
LEON Sportstourer (KL8) 1.5 TSI	DPBA	03.20	1495	B	96 kW	1312	10
LEON Sportstourer (KL8) 1.5 TSI	DPCA	03.20	1498	B	110 kW	1312	10
LEON Sportstourer (KL8) 1.5 eTSI	DFYA	03.20	1498	B/E	110 kW	1312	10
LEON Sportstourer (KL8) 2.0 TFSI	DNNA	03.21	1984	B	140 kW	1334	126
MALAGA (23A) 1.2 i	021 C.1000	12.89 - 12.93	1193	B	52 kW	1314	21
MALAGA (23A) 1.2	021 A 1000	05.85 - 12.93	1193	B	44 kW	1313	20
MALAGA (23A) 1.2	021 A 1000	11.84 - 12.93	1193	B	47 kW	1313	20
MALAGA (23A) 1.5 i Cat	021 A 2000	10.86 - 12.93	1461	B	66 kW	1334	128
MALAGA (23A) 1.5 i Cat	021 C.2000	10.86 - 12.93	1461	B	66 kW	1334	127
MALAGA (23A) 1.5 i Cat	021 D.2000	10.86 - 12.93	1461	B	66 kW	1334	128
MALAGA (23A) 1.5 i	021 B.2000	01.87 - 12.93	1461	B	74 kW	1334	127
MALAGA (23A) 1.5	021 A 2000	05.85 - 12.93	1461	B	63 kW	1334	128
MARBELLA (28A) 0.8	08 NCA	08.86 - 12.93	843	B	25 kW	1311	1
MARBELLA (28A) 0.9 Cat	08 NCB	11.96 - 10.98	899	B	30 kW	1311	1
MARBELLA (28A) 0.9 Cat	09 NCB	01.90 - 11.96	903	B	29 kW	1311	1
MARBELLA (28A) 0.9 Cat	100 GL 7000	01.90 - 11.96	903	B	29 kW	1311	2
MARBELLA (28A) 0.9	08 NCB	07.97 - 10.98	899	B	32 kW	1311	1
MARBELLA (28A) 0.9	09 NCA	01.87 - 05.99	903	B	29 kW	1311	1
MARBELLA (28A) 0.9	100 GL 7000	01.87 - 05.99	903	B	29 kW	1311	2
MARBELLA Kasten/Schrägheck (028A) 0.8	08 NCA	01.87 - 12.93	843	B	25 kW	1311	1
MARBELLA Kasten/Schrägheck (028A) 0.9 Cat	09 NCB	01.87 - 12.93	903	B	29 kW	1311	1
MARBELLA Kasten/Schrägheck (028A) 0.9	09 NCA	01.87 - 12.93	903	B	29 kW	1311	1
Mii (KF1, KE1) 1.0 EcoFuel	CPGA	10.12 - 07.19	999	B/G	50 kW	1313	19
Mii (KF1, KE1) 1.0	CHYA	10.11 - 07.19	999	B	44 kW	1312	13

			<b>ccm</b>		<b>kw</b>		<b>1</b>	<b>POS</b>
Mii (KF1, KE1) 1.0	CHYB	10.11 - 07.19	999	B	55 kW	1312	13	
Mii (KF1, KE1) 1.0	DAFA	10.11 - 07.19	999	B	44 kW	1313	15	
PANDA (141A) 0.9	100 GL 3000	10.80 - 12.86	903	B	31 kW	1311	2	
RITMO (138) 1.4	15G	07.78 - 09.83	1438	B	57 kW	1323	70	
RONDA (22A) 1.2	021 A 1000	10.84 - 12.86	1193	B	44 kW	1313	20	
RONDA (22A) 1.2	021 A 1000	08.83 - 05.85	1193	B	47 kW	1313	20	
RONDA (22A) 1.5	021 A 2000	09.84 - 12.86	1461	B	63 kW	1334	128	
TARRACO (KN2) 1.4 TSI	CZDA	09.18	1395	B	110 kW	1312	14	
TARRACO (KN2) 1.4 e-HYBRID	DGEA	02.21	1395	B/E	180 kW	1312	11	
TARRACO (KN2) 1.5 TSI ACT	DADA	09.18	1498	B	110 kW	1312	10	
TARRACO (KN2) 1.5 TSI ACT	DPCA	09.18	1498	B	110 kW	1312	10	
TARRACO (KN2) 2.0 TDI 4Drive	DFGA	09.18	1968	D	110 kW	1330	104	
TARRACO (KN2) 2.0 TDI 4Drive	DFHA	09.18	1968	D	140 kW	1330	104	
TARRACO (KN2) 2.0 TDI	DFGA	09.18	1968	D	110 kW	1330	104	
TARRACO (KN2) 2.0 TFSI 4Drive	DNPA	01.21	1984	B	180 kW	1334	126	
TARRACO (KN2) 2.0 TSI 4Drive	DKZA	11.18	1984	B	140 kW	1333	125	
TARRACO (KN2) 2.0 TSI 4Drive	DNNA	11.18	1984	B	140 kW	1334	126	
TERRA (24) 0.9 Cat	09 NCB	02.92 - 12.94	903	B	29 kW	1311	1	
TERRA (24) 0.9	09 NCA	02.87 - 12.96	903	B	29 kW	1311	1	
TERRA (24) 1.3 D	MN	03.90 - 12.94	1272	D	33 kW	1315	27	
TERRA (24) 1.4 D	1 W	10.90 - 11.96	1398	D	35 kW	1314	22	
TERRA Kasten/Kombi (024A) 0.9 Cat	09 NCB	01.90 - 12.95	903	B	29 kW	1311	1	
TERRA Kasten/Kombi (024A) 0.9	09 NCA	01.87 - 12.95	903	B	29 kW	1311	1	
TERRA Kasten/Kombi (024A) 1.3 D	MN	03.90 - 02.92	1272	D	33 kW	1315	27	
TERRA Kasten/Kombi (024A) 1.4 D	1 W	10.90 - 10.95	1398	D	35 kW	1314	22	
TOLEDO I (1L2) 1.6 i	1F	05.91 - 03.99	1595	B	54 kW	1325	80	
TOLEDO I (1L2) 1.6 i	1F	05.91 - 12.93	1595	B	52 kW	1325	80	
TOLEDO I (1L2) 1.6 i	1F	01.93 - 10.99	1595	B	55 kW	1325	80	
TOLEDO I (1L2) 1.6 i	ABN	05.91 - 03.99	1595	B	54 kW	1331	109	
TOLEDO I (1L2) 1.6 i	AFT	11.96 - 03.99	1595	B	74 kW	1326	85	
TOLEDO I (1L2) 1.6 i	EZ	05.91 - 03.99	1595	B	54 kW	1325	78	
TOLEDO I (1L2) 1.8 16V	KR	05.91 - 03.99	1781	B	98 kW	1331	108	
TOLEDO I (1L2) 1.8 16V	PL	05.91 - 03.99	1781	B	92 kW	1331	108	
TOLEDO I (1L2) 1.8 GT	KR	05.91 - 11.92	1781	B	102 kW	1331	108	
TOLEDO I (1L2) 1.8 i	ABS	02.91 - 12.96	1781	B	66 kW	1325	81	
TOLEDO I (1L2) 1.8 i	ACC	02.91 - 12.96	1781	B	66 kW	1326	82	
TOLEDO I (1L2) 1.8 i	ADZ	02.91 - 12.96	1781	B	66 kW	1326	84	
TOLEDO I (1L2) 1.8 i	RP	05.91 - 12.96	1781	B	65 kW	1331	109	
TOLEDO I (1L2) 1.9 D	1Y	05.91 - 10.99	1896	D	50 kW	1317	38	
TOLEDO I (1L2) 1.9 D	1Y	12.95 - 03.99	1896	D	47 kW	1317	38	
TOLEDO I (1L2) 1.9 TDI	1Z	08.95 - 10.99	1896	D	66 kW	1319	50	
TOLEDO I (1L2) 1.9 TDI	AFN	11.96 - 03.99	1896	D	81 kW	1317	40	
TOLEDO I (1L2) 1.9 TDI	AHU	08.95 - 10.99	1896	D	66 kW	1317	41	
TOLEDO I (1L2) 1.9 TD	AAZ	05.91 - 03.99	1896	D	55 kW	1317	39	
TOLEDO I (1L2) 2.0 i 16V	ABF	11.93 - 03.99	1984	B	110 kW	1332	116	
TOLEDO I (1L2) 2.0 i	2E	05.91 - 10.99	1984	B	85 kW	1332	117	
TOLEDO I (1L2) 2.0 i	AGG	05.91 - 10.99	1984	B	85 kW	1332	118	
TOLEDO II (1M2) 1.4 16V	AHW	01.00 - 05.02	1390	B	55 kW	1316	33	
TOLEDO II (1M2) 1.4 16V	APE	01.00 - 05.02	1390	B	55 kW	1316	33	
TOLEDO II (1M2) 1.4 16V	AUA	01.00 - 05.02	1390	B	55 kW	1316	33	
TOLEDO II (1M2) 1.4 16V	AXP	01.00 - 05.02	1390	B	55 kW	1316	33	
TOLEDO II (1M2) 1.4 16V	BCA	01.00 - 05.02	1390	B	55 kW	1316	33	
TOLEDO II (1M2) 1.6 16V	AUS	06.00 - 05.06	1598	B	77 kW	1316	33	
TOLEDO II (1M2) 1.6 16V	AZD	06.00 - 05.06	1598	B	77 kW	1316	33	
TOLEDO II (1M2) 1.6 16V	BCB	06.00 - 05.06	1598	B	77 kW	1316	33	
TOLEDO II (1M2) 1.6	AEH	10.98 - 07.04	1595	B	74 kW	1327	88	
TOLEDO II (1M2) 1.6	AKL	10.98 - 07.04	1595	B	74 kW	1327	88	
TOLEDO II (1M2) 1.6	APF	10.98 - 07.04	1595	B	74 kW	1327	88	
TOLEDO II (1M2) 1.8 20VT	APP	09.00 - 12.04	1781	B	132 kW	1327	87	
TOLEDO II (1M2) 1.8 20VT	ARY	09.00 - 12.04	1781	B	132 kW	1327	87	
TOLEDO II (1M2) 1.8 20VT	AUQ	09.00 - 12.04	1781	B	132 kW	1327	87	
TOLEDO II (1M2) 1.8 20V	AGN	10.98 - 12.05	1781	B	92 kW	1327	89	











TOLEDO II (1M2) 1.8 20V	APG	10.98 - 12.05	1781	B	92 kW	1327	89
TOLEDO II (1M2) 1.9 TDI 4Drive	ARL	10.00 - 10.05	1896	D	110 kW	1318	43
TOLEDO II (1M2) 1.9 TDI	AGR	03.99 - 11.05	1896	D	66 kW	1320	54
TOLEDO II (1M2) 1.9 TDI	AHF	10.98 - 11.05	1896	D	81 kW	1320	54
TOLEDO II (1M2) 1.9 TDI	ALH	03.99 - 11.05	1896	D	66 kW	1321	58
TOLEDO II (1M2) 1.9 TDI	ARL	10.00 - 07.04	1896	D	110 kW	1318	43
TOLEDO II (1M2) 1.9 TDI	ASV	10.98 - 11.05	1896	D	81 kW	1321	58
TOLEDO II (1M2) 1.9 TDI	ASZ	05.03 - 05.06	1896	D	96 kW	1318	44
TOLEDO II (1M2) 1.9 TDI	AXR	08.05 - 05.06	1896	D	74 kW	1321	60
TOLEDO II (1M2) 2.3 V5 20V	AQN	09.00 - 11.05	2324	B	125 kW	1328	90
TOLEDO II (1M2) 2.3 V5	AGZ	10.98 - 10.02	2324	B	110 kW	1327	86
TOLEDO II (1M2) 2.8	AUE	10.00 - 07.01	2792	B	150 kW	1328	91
TOLEDO III (5P2) 1.4 16V	BXW	05.06 - 05.09	1390	B	63 kW	1316	33
TOLEDO III (5P2) 1.4 TSI	CAXC	11.07 - 05.09	1390	B	92 kW	1316	33
TOLEDO III (5P2) 1.6	BGU	10.04 - 05.09	1595	B	75 kW	1328	95
TOLEDO III (5P2) 1.6	BSE	10.04 - 05.09	1595	B	75 kW	1328	95
TOLEDO III (5P2) 1.6	BSF	10.04 - 05.09	1595	B	75 kW	1328	95
TOLEDO III (5P2) 1.6	CCSA	10.04 - 05.09	1595	B	75 kW	1324	75
TOLEDO III (5P2) 1.8 TFSI	BYT	01.07 - 05.09	1798	B	118 kW	1333	119
TOLEDO III (5P2) 1.8 TFSI	BZB	01.07 - 05.09	1798	B	118 kW	1331	112
TOLEDO III (5P2) 1.8 TFSI	CDAA	01.07 - 05.09	1798	B	118 kW	1331	113
TOLEDO III (5P2) 1.9 TDI	BJB	10.04 - 05.09	1896	D	77 kW	1321	60
TOLEDO III (5P2) 1.9 TDI	BKC	10.04 - 05.09	1896	D	77 kW	1321	60
TOLEDO III (5P2) 1.9 TDI	BLS	10.04 - 05.09	1896	D	77 kW	1318	46
TOLEDO III (5P2) 1.9 TDI	BXE	10.04 - 05.09	1896	D	77 kW	1321	60
TOLEDO III (5P2) 2.0 FSI	BLR	10.04 - 05.09	1984	B	110 kW	1331	111
TOLEDO III (5P2) 2.0 FSI	BLY	10.04 - 05.09	1984	B	110 kW	1331	111
TOLEDO III (5P2) 2.0 FSI	BVY	10.04 - 05.09	1984	B	110 kW	1331	111
TOLEDO III (5P2) 2.0 FSI	BVZ	10.04 - 05.09	1984	B	110 kW	1331	111
TOLEDO III (5P2) 2.0 TDI 16V	BKD	04.04 - 05.09	1968	D	103 kW	1325	79
TOLEDO III (5P2) 2.0 TDI	AZV	09.04 - 05.09	1968	D	100 kW	1323	71
TOLEDO III (5P2) 2.0 TDI	BMM	11.05 - 05.09	1968	D	103 kW	1323	72
TOLEDO III (5P2) 2.0 TDI	BMN	01.06 - 05.09	1968	D	125 kW	1324	73
TOLEDO III (5P2) 2.0 TDI	CEGA	01.06 - 05.09	1968	D	125 kW	1329	100
TOLEDO III (5P2) 2.0 TFSI	BWA	11.05 - 05.09	1984	B	147 kW	1333	119
TOLEDO IV (KG3) 1.0 TSI	CHZB	05.17 - 04.19	999	B	70 kW	1313	16
TOLEDO IV (KG3) 1.0 TSI	CHZC	05.17 - 04.19	999	B	81 kW	1312	14
TOLEDO IV (KG3) 1.2 TSI	CBZA	07.12 - 06.15	1197	B	63 kW	1311	6
TOLEDO IV (KG3) 1.2 TSI	CBZB	07.12 - 06.15	1197	B	77 kW	1311	7
TOLEDO IV (KG3) 1.2 TSI	CJZC	05.15 - 05.17	1197	B	66 kW	1312	8
TOLEDO IV (KG3) 1.2 TSI	CJZD	05.15 - 05.17	1197	B	81 kW	1312	8
TOLEDO IV (KG3) 1.2	CGPC	07.12 - 06.15	1198	B	55 kW	1316	33
TOLEDO IV (KG3) 1.4 TDI	CUSB	05.15 - 04.19	1422	D	66 kW	1319	48
TOLEDO IV (KG3) 1.4 TSI	CAXA	07.12 - 06.15	1390	B	90 kW	1316	33
TOLEDO IV (KG3) 1.4 TSI	CZCA	05.15 - 04.19	1395	B	92 kW	1312	14
TOLEDO IV (KG3) 1.6 TDI	CAYB	06.13 - 06.15	1598	D	66 kW	1319	47
TOLEDO IV (KG3) 1.6 TDI	CAYC	07.12 - 06.15	1598	D	77 kW	1319	47
TOLEDO IV (KG3) 1.6 TDI	CLNA	07.12 - 06.15	1598	D	77 kW	1319	47
TOLEDO IV (KG3) 1.6 TDI	CXMA	05.15 - 04.19	1598	D	85 kW	1322	65
TOLEDO IV (KG3) 1.6	CFNA	07.13 - 04.19	1598	B	77 kW	1316	33
TOLEDO IV (KG3) 1.6	CWVA	05.15 - 04.19	1598	B	81 kW	1316	36

ENGINE			ccm	kW			1 POS	ENGINE			ccm	kW			1 POS
021 A.1000	75,000	4	1193	44 - 47 kW	B	1313	20	AKL	81,000	4	1595	74 - 76 kW	B	1327	88
021 A.2000	83,000	4	1461	63 - 66 kW	B	1334	128	AKU	79,500	4	1716	44 kW	D	1321	55
021 A.3000	83,000	4	1675	72 kW	B	1334	127	AKV	76,500	4	1389	44 kW	B	1315	30
021 B.2000	83,000	4	1461	74 kW	B	1334	127	ALD	67,100	4	999	37 kW	B	1311	5
021 B.3000	83,000	4	1675	76 kW	B	1334	127	ALH	79,500	4	1896	66 kW	D	1321	58
021 C.1000	75,000	4	1193	52 kW	B	1314	21	ALL	67,100	4	999	37 kW	B	1311	3
021 C.2000	83,000	4	1461	65 - 66 kW	B	1334	127	ALM	76,500	4	1598	55 kW	B	1315	30
021 D.2000	83,000	4	1461	65 - 66 kW	B	1334	128	ALZ	81,000	4	1595	75 kW	B	1328	95
08 NCA	65,000	4	843	25 kW	B	1311	1	AMF	79,500	3	1422	55 kW	D	1318	42
08 NCB	65,000	4	899	30 - 32 kW	B	1311	1	AMK	81,000	4	1781	154 kW	B	1327	87
09 NCA	65,000	4	903	29 kW	B	1311	1	ANM	76,500	4	1390	74 kW	B	1316	33
09 NCB	65,000	4	903	29 kW	B	1311	1	ANU	79,500	4	1896	66 kW	D	1318	43
1 W	75,000	4	1398	35 kW	D	1314	22	ANV	67,100	4	999	37 kW	B	1311	5
100 GL.3000	65,000	4	903	31 - 33 kW	B	1311	2	ANW	76,500	4	1390	44 kW	B	1316	32
100 GL.7000	65,000	4	903	29 kW	B	1311	2	ANX	76,500	4	1390	40 kW	B	1315	30
124 B2.000	80,000	4	1438	57 kW	B	1323	70	APE	76,500	4	1390	55 kW	B	1316	33
131 C4.000	84,000	4	1995	83 - 85 kW	B	1334	129	APF	81,000	4	1595	74 kW	B	1327	88
146 A.000	65,000	4	903	29 - 32 kW	B	1311	1	APG	81,000	4	1781	92 kW	B	1327	89
15G	80,000	4	1438	57 kW	B	1323	70	APP	81,000	4	1781	132 kW	B	1327	87
1F	81,000	4	1595	52 - 55 kW	B	1325	80	APQ	76,500	4	1389	44 kW	B	1315	30
1Y	79,500	4	1896	47 - 50 kW	D	1317	38	AQM	79,500	4	1896	50 kW	D	1321	56
1Z	79,500	4	1896	66 kW	D	1319	50	AQN	81,000	5	2324	125 kW	B	1328	90
2E	82,500	4	1984	85 kW	B	1332	117	AQQ	76,500	4	1390	74 kW	B	1316	33
2G	75,000	4	1272	40 kW	B	1314	23	AQX	81,000	4	1781	115 kW	B	1327	87
8144.61	93,000	4	2445	52 - 55 kW	D	1334	132	ARL	79,500	4	1896	110 kW	D	1318	43
8144.65	88,000	4	1995	40 - 40 kW	D	1334	131	ARY	81,000	4	1781	132 kW	B	1327	87
A112 A5.000	65,000	4	903	29 - 33 kW	B	1311	2	ASK	79,500	4	1896	81 kW	D	1321	57
AAU	75,000	4	1043	33 kW	B	1314	24	AST	67,100	4	999	51 kW	B	1311	4
AAV	75,000	4	1272	40 kW	B	1314	25	ASV	79,500	4	1896	81 kW	D	1321	58
AAZ	79,500	4	1896	55 kW	D	1317	39	ASY	79,500	4	1896	47 kW	D	1321	56
ABD	75,000	4	1390	44 kW	B	1315	26	ASZ	79,500	4	1896	96 - 112 kW	D	1318	44
ABF	82,500	4	1984	110 kW	B	1332	116	ATD	79,500	4	1896	74 kW	D	1321	59
ABN	81,000	4	1595	54 - 55 kW	B	1331	109	ATM	82,500	4	1984	85 kW	B	1332	118
ABS	81,000	4	1781	66 kW	B	1325	81	ATN	76,500	4	1598	77 kW	B	1316	33
ABU	76,500	4	1598	55 kW	B	1315	29	AUA	76,500	4	1390	55 kW	B	1316	33
ACC	81,000	4	1781	66 kW	B	1326	82	AUB	76,500	4	1390	74 kW	B	1316	33
ADL	81,000	4	1781	95 kW	B	1326	83	AUC	67,100	4	999	37 kW	B	1311	5
ADY	82,500	4	1984	85 kW	B	1332	117	AUD	76,500	4	1390	44 kW	B	1316	32
ADZ	81,000	4	1781	66 kW	B	1326	84	AUE	81,000	6	2792	150 kW	B	1328	91
AEE	76,500	4	1598	55 kW	B	1315	30	AUQ	81,000	4	1781	132 kW	B	1327	87
AEF	79,500	4	1896	47 kW	D	1320	51	AUR	81,000	4	1595	74 kW	B	1326	85
AEH	81,000	4	1595	74 kW	B	1327	88	AUS	76,500	4	1598	77 kW	B	1316	33
AER	67,100	4	999	37 kW	B	1311	3	AUY	79,500	4	1896	85 kW	D	1318	43
AEX	76,500	4	1390	44 kW	B	1315	30	AVG	79,500	4	1896	81 kW	D	1318	45
AEY	79,500	4	1896	47 kW	D	1320	52	AVZ	67,100	4	999	51 kW	B	1311	4
AFH	76,500	4	1390	74 kW	B	1315	31	AWC	81,000	4	1781	110 kW	B	1327	87
AFK	76,500	4	1390	74 kW	B	1316	33	AXP	76,500	4	1390	55 kW	B	1316	33
AFN	79,500	4	1896	81 kW	D	1317	40	AXR	79,500	4	1896	74 kW	D	1321	60
AFT	81,000	4	1595	74 kW	B	1326	85	AYL	81,000	6	2792	150 kW	B	1328	92
AGG	82,500	4	1984	85 kW	B	1332	118	AYP	81,000	4	1781	115 - 132 kW	B	1327	87
AGN	81,000	4	1781	92 kW	B	1327	89	AYQ	79,500	4	1896	47 kW	D	1321	56
AGP	79,500	4	1896	50 kW	D	1320	53	AZD	76,500	4	1598	77 kW	B	1316	33
AGR	79,500	4	1896	66 kW	D	1320	54	AZL	82,500	4	1984	85 kW	B	1332	118
AGZ	81,000	5	2324	110 kW	B	1327	86	AZQ	76,500	3	1198	47 kW	B	1316	33
AHB	79,500	4	1715	42 kW	D	1321	55	AZV	81,000	4	1968	100 kW	D	1323	71
AHF	79,500	4	1896	81 kW	D	1320	54	BAH	76,500	4	1598	74 - 75 kW	B	1315	28
AHT	72,000	4	997	37 kW	B	1312	9	BAM	81,000	4	1781	165 kW	B	1327	87
AHU	79,500	4	1896	66 kW	D	1317	41	BBM	76,500	3	1198	44 kW	B	1315	28
AHW	76,500	4	1390	55 kW	B	1316	33	BBU	81,000	4	1781	132 kW	B	1327	87
AJH	81,000	4	1781	110 kW	B	1327	87	BBX	82,500	4	1984	85 - 86 kW	B	1332	118
AJQ	81,000	4	1781	132 kW	B	1327	87	BBY	76,500	4	1390	55 kW	B	1316	33
AKK	76,500	4	1390	44 kW	B	1316	32	BBZ	76,500	4	1390	74 kW	B	1316	33





ENGINE			ccm	kW			1 POS	ENGINE			ccm	kW			1 POS
BCA	76,500	4	1390	55 kW	B	1316	33	CDHA	82,500	4	1798	88 kW	B	1331	113
BCB	76,500	4	1598	77 kW	B	1316	33	CDHB	82,500	4	1798	118 kW	B	1331	113
BDE	81,000	6	2792	150 kW	B	1328	92	CDLA	82,500	4	1984	195 kW	B	1333	119
BFQ	81,000	4	1595	75 kW	B	1328	95	CDLD	82,500	4	1984	177 kW	B	1333	120
BGU	81,000	4	1595	75 kW	B	1328	95	CDND	82,500	4	1984	155 kW	B	1331	112
BJB	79,500	4	1896	77 kW	D	1321	60	CEGA	81,000	4	1968	125 kW	D	1329	100
BJX	81,000	4	1781	110 kW	B	1327	87	CEKA	82,500	4	1984	85 - 86 kW	B	1333	121
BKC	79,500	4	1896	77 kW	D	1321	60	CFFA	81,000	4	1968	100 kW	D	1329	96
BKD	81,000	4	1968	103 kW	D	1325	79	CFFB	81,000	4	1968	103 kW	D	1329	96
BKV	81,000	4	1781	110 kW	B	1328	93	CFFE	81,000	4	1968	85 kW	D	1329	100
BKY	76,500	4	1390	55 kW	B	1316	33	CFGB	81,000	4	1968	125 kW	D	1329	96
BLR	82,500	4	1984	110 kW	B	1331	111	CFGC	81,000	4	1968	130 kW	D	1329	96
BLS	79,500	4	1896	77 kW	D	1318	46	CFHC	81,000	4	1968	103 kW	D	1329	100
BLT	79,500	4	1896	96 kW	D	1322	61	CFHD	81,000	4	1968	105 kW	D	1324	76
BLY	82,500	4	1984	110 kW	B	1331	111	CFJA	81,000	4	1968	125 kW	D	1329	100
BLZ	81,000	4	1781	132 kW	B	1328	93	CFMA	81,000	4	1781	110 kW	B	1329	97
BME	76,500	3	1198	47 kW	B	1316	33	CFNA	76,500	4	1598	77 kW	B	1316	33
BMM	81,000	4	1968	103 kW	D	1323	72	CFWA	79,500	3	1199	55 kW	D	1322	65
BMN	81,000	4	1968	125 kW	D	1324	73	CGGB	76,500	4	1390	63 kW	B	1316	33
BMS	79,500	3	1422	59 kW	D	1322	63	CGLB	81,000	4	1968	125 kW	D	1329	96
BMT	79,500	4	1896	74 kW	D	1322	62	CGPA	76,500	3	1198	51 kW	B	1316	33
BNM	79,500	3	1422	51 kW	D	1322	63	CGPB	76,500	3	1198	44 kW	B	1316	33
BNV	79,500	3	1422	59 kW	D	1322	63	CGPC	76,500	3	1198	55 kW	B	1316	33
BPX	79,500	4	1896	118 kW	D	1318	43	CHFA	76,500	3	1198	44 kW	B	1315	28
BRT	81,000	4	1968	103 kW	D	1328	94	CHGA	81,000	4	1595	75 kW	B/G	1329	98
BSE	81,000	4	1595	75 kW	B	1328	95	CHPA	74,500	4	1395	103 kW	B	1312	14
BSF	81,000	4	1595	75 kW	B	1328	95	CHYA	74,500	3	999	44 kW	B	1312	13
BTB	79,500	4	1896	110 kW	D	1318	43	CHYB	74,500	3	999	55 kW	B	1312	13
BTS	76,500	4	1598	77 kW	B	1316	33	CHYC	74,500	3	999	48 kW	B	1313	15
BUK	79,500	4	1896	118 kW	D	1318	43	CHZB	74,500	3	999	70 kW	B	1313	16
BVK	79,500	4	1896	85 kW	D	1322	64	CHZC	74,500	3	999	81 kW	B	1312	14
BVY	82,500	4	1984	110 kW	B	1331	111	CHZD	74,500	3	999	85 kW	B	1312	14
BVZ	82,500	4	1984	110 kW	B	1331	111	CHZJ	74,500	3	999	85 kW	B	1313	16
BWA	82,500	4	1984	147 kW	B	1333	119	CHZL	74,500	3	999	70 kW	B	1313	16
BWE	82,500	4	1984	147 kW	B	1333	119	CJCA	81,000	4	1968	105 kW	D	1329	96
BWJ	82,500	4	1984	177 kW	B	1333	120	CJCC	81,000	4	1968	88 kW	D	1329	96
BXE	79,500	4	1896	77 kW	D	1321	60	CJLB	76,500	3	1198	51 kW	B	1316	33
BXF	79,500	4	1896	66 kW	D	1321	60	CJSA	82,500	4	1798	132 kW	B	1332	114
BXJ	79,500	4	1896	66 kW	D	1322	62	CJSB	82,500	4	1798	132 kW	B	1333	124
BXV	76,500	3	1198	51 kW	B	1316	33	CJXA	82,500	4	1984	206 kW	B	1332	115
BXW	76,500	4	1390	63 kW	B	1316	33	CJXC	82,500	4	1984	221 kW	B	1333	122
BYT	82,500	4	1798	118 kW	B	1333	119	CJXE	82,500	4	1984	195 kW	B	1333	123
BZB	82,500	4	1798	118 kW	B	1331	112	CJXG	82,500	4	1984	228 kW	B	1332	115
BZG	76,500	3	1198	51 kW	B/G	1316	33	CJXH	82,500	4	1984	213 kW	B	1332	115
CAGA	81,000	4	1968	105 kW	D	1324	74	CJZA	71,000	4	1197	77 kW	B	1312	8
CAGC	81,000	4	1968	88 kW	D	1329	96	CJZB	71,000	4	1197	63 kW	B	1312	8
CAHA	81,000	4	1968	125 kW	D	1329	96	CJZC	71,000	4	1197	66 kW	B	1312	8
CAVA	76,500	4	1390	110 kW	B	1316	33	CJZD	71,000	4	1197	81 kW	B	1312	8
CAVE	76,500	4	1390	132 kW	B	1316	33	CKFC	81,000	4	1968	110 kW	D	1329	99
CAVF	76,500	4	1390	110 kW	B	1316	33	CLCB	81,000	4	1968	103 kW	D	1329	100
CAXA	76,500	4	1390	90 kW	B	1316	33	CLHA	79,500	4	1598	77 kW	D	1322	65
CAXC	76,500	4	1390	92 kW	B	1316	33	CLHB	79,500	4	1598	66 kW	D	1322	65
CAYA	79,500	4	1598	55 kW	D	1319	47	CLNA	79,500	4	1598	77 kW	D	1319	47
CAYB	79,500	4	1598	66 kW	D	1319	47	CMBA	74,500	4	1395	90 kW	B	1312	14
CAYC	79,500	4	1598	77 kW	D	1319	47	CMXA	81,000	4	1595	75 kW	B	1325	77
CBDB	81,000	4	1968	103 kW	D	1329	101	CNKA	76,500	4	1598	60 kW	B	1316	34
CBZA	71,000	4	1197	63 kW	B	1311	6	CNUB	76,500	4	1390	110 kW	B	1316	35
CBZB	71,000	4	1197	77 kW	B	1311	7	CNWB	76,500	4	1390	110 kW	B	1316	33
CCSA	81,000	4	1595	75 kW	B	1324	75	CPGA	74,510	3	999	50 kW	B/G	1313	19
CCZA	82,500	4	1984	147 kW	B	1331	112	CPTA	74,500	4	1395	103 kW	B	1312	14
CCZB	82,500	4	1984	155 kW	B	1331	112	CPWA	74,500	4	1395	81 kW	B/G	1312	14
CDA	82,500	4	1798	118 kW	B	1331	113	CRBC	81,000	4	1968	110 kW	D	1330	102

ENGINE			ccm	kW			1 POS	ENGINE			ccm	kW			1 POS
CRGA	81,000	4	1968	130 kW	D	1329	101	DFLA	81,000	4	1968	110 kW	D	1330	105
CRKB	79,500	4	1598	81 kW	D	1322	65	DFLD	81,000	4	1968	85 kW	D	1330	105
CRLB	81,000	4	1968	110 kW	D	1330	104	DFMA	81,000	4	1968	135 kW	D	1330	105
CRLD	81,000	4	1968	81 kW	D	1329	101	DFNA	74,500	3	999	59 kW	B	1313	15
CRMB	81,000	4	1968	110 kW	D	1329	99	DFNB	74,500	3	999	48 kW	B	1313	15
CRVA	81,000	4	1968	81 kW	D	1329	99	DFYA	74,500	4	1498	110 kW	B	1312	10
CRVC	81,000	4	1968	105 kW	D	1329	99	DGEA	74,500	4	1395	110 kW	B	1312	11
CTHA	76,500	4	1390	110 kW	B	1316	33	DGTA	79,500	4	1598	85 kW	D	1323	69
CTHE	76,500	4	1390	132 kW	B	1316	33	DGTC	79,500	4	1598	59 kW	D	1323	69
CTHF	76,500	4	1390	110 kW	B	1316	33	DGTD	79,500	4	1598	70 kW	D	1323	69
CTJB	76,500	4	1390	110 kW	B	1316	33	DGTE	79,500	4	1598	85 kW	D	1322	66
CTJC	76,500	4	1390	132 kW	B	1316	33	DH	94,000	4	1915	60 - 63 kW	B	1335	133
CUNA	81,000	4	1968	135 kW	D	1330	104	DJGA	81,000	4	1968	135 kW	D	1330	103
CUPA	81,000	4	1968	135 kW	D	1330	102	DJKA	74,500	4	1395	110 kW	B	1312	11
CUSA	79,500	3	1422	55 kW	D	1322	66	DKJA	74,500	3	999	85 kW	B	1312	11
CUSB	79,500	3	1422	66 kW	D	1319	48	DKLA	74,500	3	999	70 kW	B	1313	16
CUTA	79,500	3	1422	77 kW	D	1322	66	DKLB	74,500	3	999	63 kW	B	1312	14
CUVA	81,000	4	1968	85 kW	D	1329	99	DKRF	74,500	3	999	85 kW	B	1312	12
CUVC	81,000	4	1968	110 kW	D	1330	102	DKZA	82,500	4	1984	140 kW	B	1333	125
CUWA	81,000	4	1968	135 kW	D	1330	102	DLAA	74,500	3	999	81 kW	B	1313	17
CWVA	76,500	4	1598	81 kW	B	1316	36	DLAB	74,500	3	999	66 kW	B	1313	17
CWVB	76,500	4	1598	66 kW	B	1316	36	DLAC	74,500	3	999	70 kW	B	1313	17
CXMA	79,500	4	1598	85 kW	D	1322	65	DLTA	81,000	4	1968	110 kW	D	1330	106
CXSA	74,500	4	1395	90 kW	B	1312	14	DLTC	81,000	4	1968	85 kW	D	1330	106
CXXA	79,500	4	1598	66 kW	D	1323	67	DLUB	81,000	4	1968	130 kW	D	1330	106
CXXB	79,500	4	1598	81 kW	D	1322	65	DNNA	82,500	4	1984	140 kW	B	1334	126
CYVA	71,000	4	1197	63 kW	B	1312	8	DNPA	82,500	4	1984	180 kW	B	1334	126
CYVB	71,000	4	1197	81 kW	B	1312	8	DNUC	82,500	4	1984	213 kW	B	1332	115
CYZA	79,500	3	1422	77 kW	D	1323	68	DNUE	82,500	4	1984	221 kW	B	1332	115
CZCA	74,500	4	1395	92 kW	B	1312	14	DPBA	74,500	4	1495	96 kW	B	1312	10
CZDA	74,500	4	1395	110 kW	B	1312	14	DPCA	74,500	4	1498	110 kW	B	1312	10
CZEA	74,500	4	1395	110 kW	B	1312	14	DSGB	74,500	3	999	59 kW	B	1313	15
CZPB	82,500	4	1984	140 kW	B	1333	125	DSGD	74,500	3	999	59 kW	B	1313	18
DACA	74,500	4	1495	96 kW	B	1312	10	EZ	81,000	4	1595	52 - 54 kW	B	1325	78
DADA	74,500	4	1498	110 kW	B	1312	10	FA14	80,000	4	1438	55 kW	B	1323	70
DAFA	74,500	3	999	44 kW	B	1313	15	FD	76,500	4	1470	55 - 63 kW	B	1316	37
DAJA	82,500	4	1798	141 kW	B	1333	124	GE	94,000	4	1970	51 kW	B	1335	134
DBKA	79,500	4	1598	81 kW	D	1319	49	HB 90	65,000	4	903	31 kW	B	1311	1
DBYA	74,500	3	999	66 kW	B/G	1312	11	HM	81,000	4	1595	38 - 55 kW	B	1330	107
DCYA	81,000	4	1968	110 kW	D	1330	103	KR	81,000	4	1781	98 - 102 kW	B	1331	108
DDYA	79,500	4	1598	85 kW	D	1322	66	MN	75,000	4	1272	33 kW	D	1315	27
DDYB	79,500	4	1598	66 kW	D	1322	66	OM 615.912	87,000	4	2197	44 kW	D	1334	130
DEDA	82,500	4	1984	162 kW	B	1333	124	PL	81,000	4	1781	92 kW	B	1331	108
DFFA	81,000	4	1968	110 kW	D	1330	106	RP	81,000	4	1781	65 kW	B	1331	109
DFGA	81,000	4	1968	110 kW	D	1330	104	UVC	81,000	4	1595	66 - 70 kW	B	1331	110
DFHA	81,000	4	1968	140 kW	D	1330	104								



## 65,000 mm

1

08 NCA , 08 NCB , 09 NCA , 09 NCB , 146 A 000 , HB 90 ,

915001-8

Ø 7,00

## 65,000 mm

2

100 GL 3000 , 100 GL 7000 , A112 A5.000 ,

882040-4

13,00 x 7,00 x 42,20 | IN | EX

915001-8

Ø 7,00

## 67,100 mm

3

AER , ALL ,

855015-4

31,00 x 7,00 x 94,70 x 45°

885012-4

11,08 x 7,00 x 15,00 | IN | EX

M-7

865004-4

26,00 x 7,00 x 94,38 x 45°

915001-8

Ø 7,00

975002-8

Hydro

## 67,100 mm

4

AST , AVZ ,

915097-8

Ø 6,00

## 67,100 mm

5

ALD , ANV , AUC ,

880228-4

11,05 x 6,00 x 36,15 | IN | EX

915097-8

Ø 6,00

## 71,000 mm

6

CBZA ,

850209-4

35,60 x 6,00 x 98,50 x 45°

880228-4

11,05 x 6,00 x 36,15 | IN | EX

860210-4

30,10 x 6,00 x 98,50 x 45°

915097-8

Ø 6,00

## 71,000 mm

7

CBZB ,

850209-4

35,60 x 6,00 x 98,50 x 45°

880228-4

11,05 x 6,00 x 36,15 | IN | EX

M-6

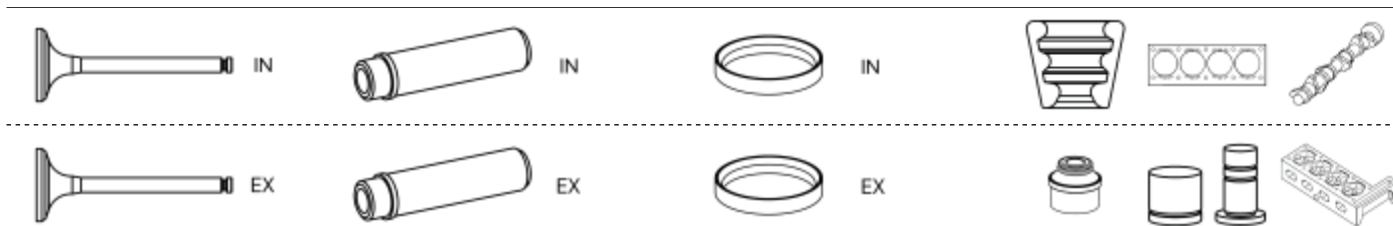
860210-4

30,10 x 6,00 x 98,50 x 45°

915097-8

Ø 6,00





<b>71,000 mm</b>	<b>8</b>
------------------	----------

CJZA , CJZB , CJZC , CJZD , CYVA , CYVB ,

<b>855019-4</b>	<b>M-5</b>
-----------------	------------

26,60 x 5,00 x 110,25 x 45°

<b>865020-4</b>	
-----------------	--

23,60 x 5,00 x 110,10 x 30°

<b>72,000 mm</b>	<b>9</b>
------------------	----------

AHT ,

<b>915001-8</b>	
Ø 7,00	

<b>74,500 mm</b>	<b>10</b>
------------------	-----------

DACA , DADA , DFYA , DPBA , DPCA ,

<b>M-5</b>	
------------	--

<b>74,500 mm</b>	<b>11</b>
------------------	-----------

DBYA , DGEA , DJKA , DKJA ,

<b>855021-4</b>	<b>M-5</b>
-----------------	------------

28,50 x 5,00 x 110,25 x 45°

<b>74,500 mm</b>	<b>12</b>
------------------	-----------

DKRF ,

<b>855004-4</b>	<b>M-5</b>
-----------------	------------

29,50 x 5,00 x 110,20 x 45°

<b>855021-4</b>	
-----------------	--

28,50 x 5,00 x 110,25 x 45°

<b>865005-4</b>	
-----------------	--

27,00 x 5,00 x 110,20 x 30°

<b>74,500 mm</b>	<b>13</b>
------------------	-----------

CHYA , CHYB ,

<b>855004-4</b>	<b>M-5</b>
-----------------	------------

29,50 x 5,00 x 110,20 x 45°

<b>865005-4</b>	<b>975002-8</b>
-----------------	-----------------

27,00 x 5,00 x 110,20 x 30°

Hydro

<b>74,500 mm</b>	<b>14</b>
------------------	-----------

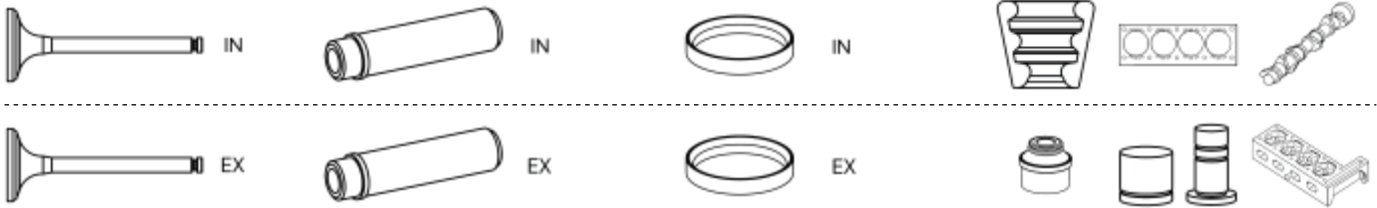
CHPA , CHZC , CHZD , CMBA , CPTA , CPWA , CXSA , CZCA , CZDA , CZEA , DKLB ,

<b>855021-4</b>	<b>M-5</b>
-----------------	------------

28,50 x 5,00 x 110,25 x 45°

<b>865022-4</b>	
-----------------	--

25,00 x 5,00 x 110,10 x 30°



**74,500 mm**

**15**

CHYC , DAFA , DFNA , DFNB , DSGB ,

**855004-4**

**M-5**

29,50 x 5,00 x 110,20 x 45°

**865005-4**

27,00 x 5,00 x 110,20 x 30°

**74,500 mm**

**16**

CHZB , CHZJ , CHZL , DKLA ,

**855004-4**

**M-5**

29,50 x 5,00 x 110,20 x 45°

**855021-4**

28,50 x 5,00 x 110,25 x 45°

**865005-4**

27,00 x 5,00 x 110,20 x 30°

**865022-4**

25,00 x 5,00 x 110,10 x 30°

**74,500 mm**

**17**

DLAA , DLAB , DLAC ,

**M-5**

**865022-4**

25,00 x 5,00 x 110,10 x 30°

**74,500 mm**

**18**

DSGD ,

**855004-4**

29,50 x 5,00 x 110,20 x 45°

**865005-4**

27,00 x 5,00 x 110,20 x 30°

**74,510 mm**

**19**

CPGA ,

**855004-4**

**M-5**

29,50 x 5,00 x 110,20 x 45°

**855061-4**

29,60 x 6,00 x 101,00 x 45°

**865005-4**

27,00 x 5,00 x 110,20 x 30°

**865062-4**

26,15 x 6,00 x 100,60 x 45°

**75,000 mm**

**20**

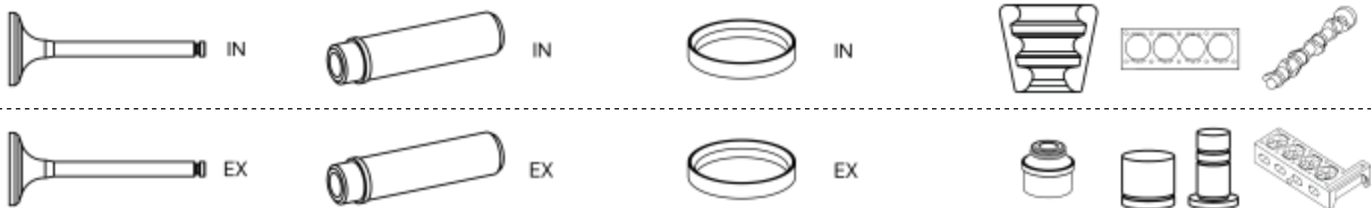
021 A 1000 ,

**915001-8**

Ø 7,00

**975001-8**

Hydro



**75,000 mm**

**21**

021 C.1000 ,

**915001-8**

Ø 7,00

**75,000 mm**

**22**

1 W ,

**855003-4**

34,00 x 8,00 x 99,10 x 45°

**885010-4**

11,07 x 7,00 x 36,50 | IN | EX

**M-7**

**855065-4**

34,00 x 7,00 x 99,00 x 45°

**M-8**

**912801-8**

Ø 8,00

**975001-8**

Hydro

**915001-8**

Ø 7,00

**75,000 mm**

**23**

2G ,

**855057-4**

36,00 x 8,00 x 98,80 x 45°

**885010-4**

11,07 x 7,00 x 36,50 | IN | EX

**M-8**

**905005-1**

**855095-4**

36,00 x 8,00 x 99,30 x 45°

**865058-4**

28,90 x 8,00 x 99,10 x 45°

**912801-8**

Ø 8,00

**975001-8**

Hydro

**915001-8**

Ø 7,00

**975002-8**

Hydro

**75,000 mm**

**24**

AAU ,

**855065-4**

34,00 x 7,00 x 99,00 x 45°

**885010-4**

11,07 x 7,00 x 36,50 | IN | EX

**M-8**

**905005-1**

**855097-4**

32,10 x 8,00 x 99,25 x 45°

**865058-4**

28,90 x 8,00 x 99,10 x 45°

**912801-8**

Ø 8,00

**975001-8**

Hydro

**915001-8**

Ø 7,00

**975002-8**

Hydro

**75,000 mm**

**25**

AAV ,

**855057-4**

36,00 x 8,00 x 98,80 x 45°

**885010-4**

11,07 x 7,00 x 36,50 | IN | EX

**M-7**

**905005-1**

**M-8**

**865058-4**

28,90 x 8,00 x 99,10 x 45°

**912801-8**

Ø 8,00

**975001-8**

Hydro

**915001-8**

Ø 7,00

**975002-8**

Hydro



## 75,000 mm

**26**

ABD ,

**855057-4****885010-4****M-7****905005-1**

36,00 x 8,00 x 98,80 x 45°

11,07 x 7,00 x 36,50 | IN | EX

**855065-4****M-8**

34,00 x 7,00 x 99,00 x 45°

**855097-4**

32,10 x 8,00 x 99,25 x 45°

**865058-4****912801-8****975001-8**

28,90 x 8,00 x 99,10 x 45°

Ø 8,00

Hydro

**865066-4****915001-8****975002-8**

28,95 x 7,00 x 99,00 x 45°

Ø 7,00

Hydro

## 75,000 mm

**27**

MN ,

**855003-4****M-8**

34,00 x 8,00 x 99,10 x 45°

**865058-4****912801-8****975001-8**

28,90 x 8,00 x 99,10 x 45°

Ø 8,00

Hydro

## 76,500 mm

**28**

BAH , BBM , CHFA ,

**850273-3****880228-4**

34,50 x 6,00 x 99,25 x 45°

11,05 x 6,00 x 36,15 | IN | EX

**860272-4****915097-8**

28,00 x 6,00 x 99,10 x 45°

Ø 6,00

## 76,500 mm

**29**

ABU ,

**855072-4****885012-4****M-7**

34,70 x 7,00 x 94,80 x 45°

11,08 x 7,00 x 15,00 | IN | EX

**865068-4****912801-8****975002-8**

29,10 x 7,00 x 95,00 x 45°

Ø 8,00

Hydro

**915001-8**

Ø 7,00

## 76,500 mm

**30**

AEE , AEX , AKV , ALM , ANX , APQ ,

**885012-4****M-7**

11,08 x 7,00 x 15,00 | IN | EX

**865068-4****915001-8****975002-8**

29,10 x 7,00 x 95,00 x 45°

Ø 7,00

Hydro

## 76,500 mm

**31**

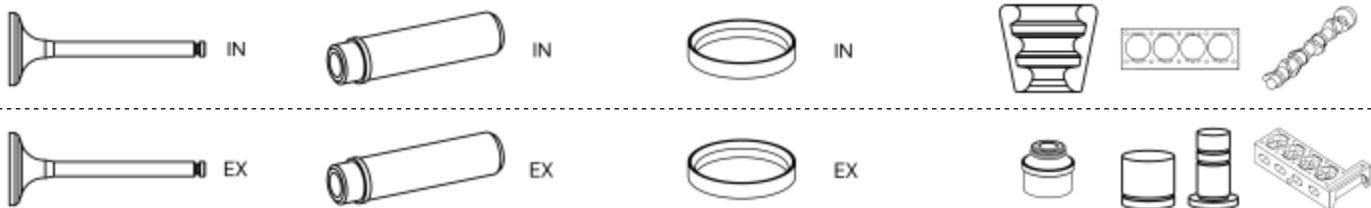
AFH ,

**880228-4**

11,05 x 6,00 x 36,15 | IN | EX

**915097-8**

Ø 6,00



## 76,500 mm

32

AKK , ANW , AUD ,

850271-4

880228-4

33,50 x 6,00 x 99,10 x 45°

11,05 x 6,00 x 36,15 | IN | EX

860272-4

28,00 x 6,00 x 99,10 x 45°

915097-8

Ø 6,00

## 76,500 mm

33

AFK , AHW , ANM , APE , AQQ , ATN , AUA , AUB , AUS , AXP , AZD , AZQ , BBY , BBZ , BCA , BCB , BKY , BME , BTS , BXV , BXW , BZG , CAVA , CAVE , CAVF , CAXA , CAXC , CFNA , CGGB , CGPA , CGPB , CGPC , CJLB , CNWB , CTHA , CTHE , CTHF , CTJB , CTJC ,

855061-4

880228-4

M-6

29,60 x 6,00 x 101,00 x 45°

11,05 x 6,00 x 36,15 | IN | EX

865062-4

26,15 x 6,00 x 100,60 x 45°

915097-8

Ø 6,00

## 76,500 mm

34

CNKA ,

M-6

915097-8

Ø 6,00

## 76,500 mm

35

CNUB ,

855061-4

29,60 x 6,00 x 101,00 x 45°

915097-8

Ø 6,00

## 76,500 mm

36

CWVA , CWVB ,

855004-4

M-5

29,50 x 5,00 x 110,20 x 45°

865005-4

27,00 x 5,00 x 110,20 x 30°

## 76,500 mm

37

FD ,

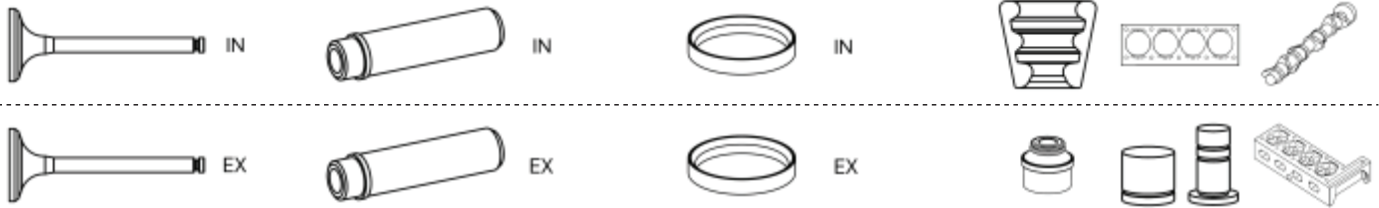
855043-4

M-8

34,00 x 8,00 x 98,70 x 45°

912801-8

Ø 8,00



## 79,500 mm

**38**

1Y,					
<b>855017-4</b>	<b>880227-4</b>		<b>M-7</b>	<b>905024-1</b>	<b>515002-1</b>
36,00 x 7,00 x 95,60 x 45°	12,08 x 7,00 x 36,00   IN   EX				
<b>855063-4</b>			<b>M-8</b>		
36,00 x 8,00 x 95,10 x 45°					
<b>865018-4</b>			<b>912801-8</b>	<b>975001-8</b>	<b>485007-1</b>
31,25 x 7,00 x 95,65 x 45°			Ø 8,00	Hydro	
<b>865064-4</b>			<b>915001-8</b>	<b>975002-8</b>	<b>485011-1</b>
31,30 x 8,00 x 95,60 x 45°			Ø 7,00	Hydro	

## 79,500 mm

**39**

AAZ,					
<b>855017-4</b>	<b>880227-4</b>		<b>M-7</b>	<b>905024-1</b>	<b>515002-1</b>
36,00 x 7,00 x 95,60 x 45°	12,08 x 7,00 x 36,00   IN   EX				
<b>865018-4</b>			<b>912801-8</b>	<b>975001-8</b>	<b>485008-1</b>
31,25 x 7,00 x 95,65 x 45°			Ø 8,00	Hydro	
<b>865064-4</b>			<b>915001-8</b>	<b>975002-8</b>	
31,30 x 8,00 x 95,60 x 45°			Ø 7,00	Hydro	

## 79,500 mm

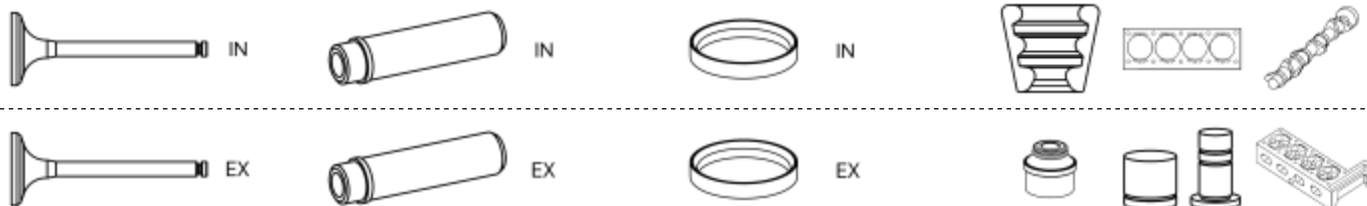
**40**

AFN,					
<b>855038-4</b>	<b>880227-4</b>		<b>M-7</b>	<b>905008-1</b>	<b>515001-1</b>
36,05 x 7,00 x 96,90 x 45°	12,08 x 7,00 x 36,00   IN   EX				
<b>855093-4</b>			<b>M-8</b>		
35,95 x 8,00 x 96,85 x 45°					
<b>865039-4</b>			<b>912801-8</b>	<b>975001-8</b>	
31,55 x 7,00 x 96,90 x 45°			Ø 8,00	Hydro	
<b>865088-4</b>			<b>915001-8</b>		
31,40 x 8,00 x 96,85 x 45°			Ø 7,00		

## 79,500 mm

**41**

AHU,					
<b>855038-4</b>	<b>880227-4</b>		<b>M-7</b>	<b>905008-1</b>	<b>515001-1</b>
36,05 x 7,00 x 96,90 x 45°	12,08 x 7,00 x 36,00   IN   EX				
<b>855093-4</b>			<b>M-8</b>		
35,95 x 8,00 x 96,85 x 45°					
<b>865039-4</b>			<b>915001-8</b>	<b>975001-8</b>	
31,55 x 7,00 x 96,90 x 45°			Ø 7,00	Hydro	
<b>865088-4</b>				<b>975002-8</b>	
31,40 x 8,00 x 96,85 x 45°				Hydro	



<b>79,500 mm</b>	<b>42</b>
------------------	-----------

<b>AMF ,</b>			
<b>850241-4</b>	<b>880226-4</b>	<b>M-7</b>	
36,00 x 7,00 x 89,50 x 45°	12,08 x 7,00 x 38,00   IN   EX		
<b>855087-4</b>	<b>880227-4</b>		
35,90 x 7,00 x 90,00 x 45°	12,08 x 7,00 x 36,00   IN   EX		
<b>860244-4</b>		<b>915001-8</b>	<b>975003-8</b>
31,60 x 7,00 x 89,00 x 45°		Ø 7,00	Hydro
<b>865092-4</b>			
31,60 x 7,00 x 89,90 x 45°			

<b>79,500 mm</b>	<b>43</b>
------------------	-----------

<b>ANU , ARL , AUY , BPX , BTB , BUK ,</b>			
<b>855087-4</b>	<b>880226-4</b>	<b>M-7</b>	<b>515012-1</b>
35,90 x 7,00 x 90,00 x 45°	12,08 x 7,00 x 38,00   IN   EX		
<b>865092-4</b>		<b>915001-8</b>	<b>975003-8</b>
31,60 x 7,00 x 89,90 x 45°		Ø 7,00	Hydro
			<b>485020-1</b>

<b>79,500 mm</b>	<b>44</b>
------------------	-----------

<b>ASZ ,</b>			
<b>855087-4</b>	<b>880226-4</b>	<b>M-7</b>	<b>515012-1</b>
35,90 x 7,00 x 90,00 x 45°	12,08 x 7,00 x 38,00   IN   EX		
	<b>880227-4</b>		
	12,08 x 7,00 x 36,00   IN   EX		
<b>865092-4</b>		<b>915001-8</b>	<b>975003-8</b>
31,60 x 7,00 x 89,90 x 45°		Ø 7,00	Hydro
			<b>485020-1</b>

<b>79,500 mm</b>	<b>45</b>
------------------	-----------

<b>AVG ,</b>			
<b>855038-4</b>	<b>880227-4</b>	<b>M-7</b>	<b>905008-1</b>
36,05 x 7,00 x 96,90 x 45°	12,08 x 7,00 x 36,00   IN   EX		<b>515001-1</b>
<b>865039-4</b>		<b>915001-8</b>	<b>975001-8</b>
31,55 x 7,00 x 96,90 x 45°		Ø 7,00	Hydro
			<b>975002-8</b>
			Hydro

<b>79,500 mm</b>	<b>46</b>
------------------	-----------

<b>BLS ,</b>			
<b>850241-4</b>		<b>M-7</b>	<b>515014-C-1</b>
36,00 x 7,00 x 89,50 x 45°			
<b>860244-4</b>		<b>915001-8</b>	<b>975003-8</b>
31,60 x 7,00 x 89,00 x 45°		Ø 7,00	Hydro
			<b>485020-1</b>





## 79,500 mm

**47**

CAYA , CAYB , CAYC , CLNA ,

**850279-4**

26,55 x 6,00 x 99,30 x 45°

**M-6****515017-1****515018-1****860280-4**

24,45 x 6,00 x 99,10 x 45°

**915097-8****970227-8**

Ø 6,00

Hydro

## 79,500 mm

**48**

CUSB ,

**850279-4**

26,55 x 6,00 x 99,30 x 45°

**M-6****915097-8****970227-8**

Ø 6,00

Hydro

## 79,500 mm

**49**

DBKA ,

**850205-4**

28,20 x 6,00 x 99,30 x 45°

**880230-4**

10,06 x 6,00 x 42,00 | IN | EX

**M-6****850279-4**

26,55 x 6,00 x 99,30 x 45°

**860206-4**

26,00 x 6,00 x 99,10 x 45°

**915097-8****970227-8**

Ø 6,00

Hydro

**860280-4**

24,45 x 6,00 x 99,10 x 45°

## 79,500 mm

**50**

1Z ,

**855038-4**

36,05 x 7,00 x 96,90 x 45°

**880227-4**

12,08 x 7,00 x 36,00 | IN | EX

**M-7****905008-1****515001-1****855093-4**

35,95 x 8,00 x 96,85 x 45°

**M-8****865039-4**

31,55 x 7,00 x 96,90 x 45°

**912801-8****975001-8**

Ø 8,00

Hydro

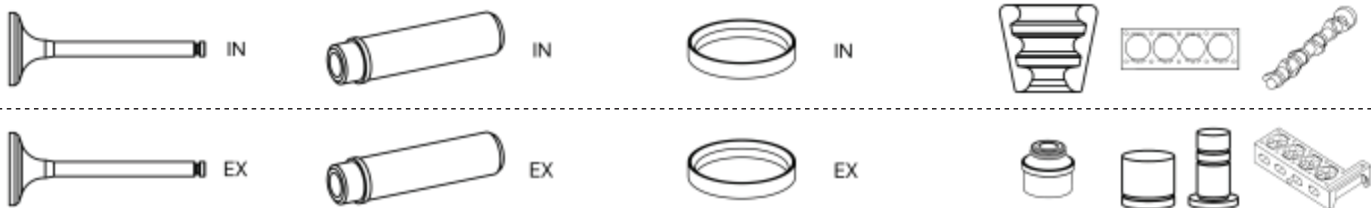
**865088-4**

31,40 x 8,00 x 96,85 x 45°

**915001-8****975002-8**

Ø 7,00

Hydro



<b>79,500 mm</b>	<b>51</b>
------------------	-----------

<b>AEF ,</b>				
<b>855029-4</b>	36,05 x 7,00 x 96,60 x 45°	<b>M-7</b>	<b>905024-1</b>	<b>515002-1</b>
<b>855063-4</b>	36,00 x 8,00 x 95,10 x 45°	<b>M-8</b>		
<b>865018-4</b>		<b>912801-8</b>	<b>975001-8</b>	
31,25 x 7,00 x 95,65 x 45°		Ø 8,00	Hydro	
<b>865030-4</b>	31,55 x 7,00 x 96,35 x 45°	<b>915001-8</b>		
<b>865064-4</b>	31,30 x 8,00 x 95,60 x 45°	Ø 7,00		

<b>79,500 mm</b>	<b>52</b>
------------------	-----------

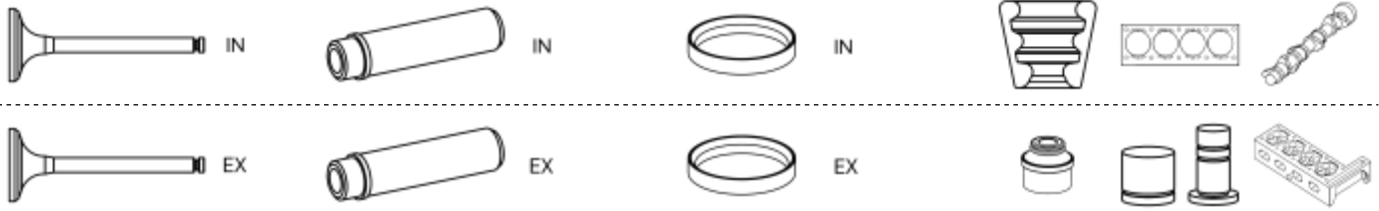
<b>AEY ,</b>				
<b>855029-4</b>	36,05 x 7,00 x 96,60 x 45°	<b>M-7</b>	<b>905008-1</b>	
<b>855063-4</b>	36,00 x 8,00 x 95,10 x 45°	<b>M-8</b>		
<b>865030-4</b>		<b>912801-8</b>	<b>975001-8</b>	
31,55 x 7,00 x 96,35 x 45°		Ø 8,00	Hydro	
<b>865064-4</b>	31,30 x 8,00 x 95,60 x 45°	<b>915001-8</b>	<b>975002-8</b>	
		Ø 7,00	Hydro	

<b>79,500 mm</b>	<b>53</b>
------------------	-----------

<b>AGP ,</b>				
<b>855029-4</b>	36,05 x 7,00 x 96,60 x 45°	<b>M-7</b>	<b>905007-1</b>	
<b>855063-4</b>	36,00 x 8,00 x 95,10 x 45°	<b>M-8</b>		
<b>865030-4</b>		<b>915001-8</b>	<b>975002-8</b>	
31,55 x 7,00 x 96,35 x 45°		Ø 7,00	Hydro	
<b>865064-4</b>	31,30 x 8,00 x 95,60 x 45°			

<b>79,500 mm</b>	<b>54</b>
------------------	-----------

<b>AGR , AHF ,</b>				
<b>855038-4</b>	<b>880227-4</b>	<b>M-7</b>	<b>905007-1</b>	
36,05 x 7,00 x 96,90 x 45°	12,08 x 7,00 x 36,00   IN   EX			
<b>865039-4</b>		<b>915001-8</b>	<b>975001-8</b>	
31,55 x 7,00 x 96,90 x 45°		Ø 7,00	Hydro	
			<b>975002-8</b>	
			Hydro	



<b>79,500 mm</b>	<b>55</b>
------------------	-----------

<b>AHB , AKU ,</b>			
<b>855029-4</b>		<b>M-7</b>	<b>905008-1</b>
36,05 x 7,00 x 96,60 x 45°			
<b>865030-4</b>		<b>915001-8</b>	<b>975001-8</b>
31,55 x 7,00 x 96,35 x 45°		Ø 7,00	Hydro

<b>79,500 mm</b>	<b>56</b>
------------------	-----------

<b>AQM , ASY , AYQ ,</b>			
<b>855029-4</b>		<b>M-7</b>	<b>905007-1</b>
36,05 x 7,00 x 96,60 x 45°			
<b>865030-4</b>		<b>915001-8</b>	<b>975002-8</b>
31,55 x 7,00 x 96,35 x 45°		Ø 7,00	Hydro

<b>79,500 mm</b>	<b>57</b>
------------------	-----------

<b>ASK ,</b>			
			<b>975002-8</b>
			Hydro

<b>79,500 mm</b>	<b>58</b>
------------------	-----------

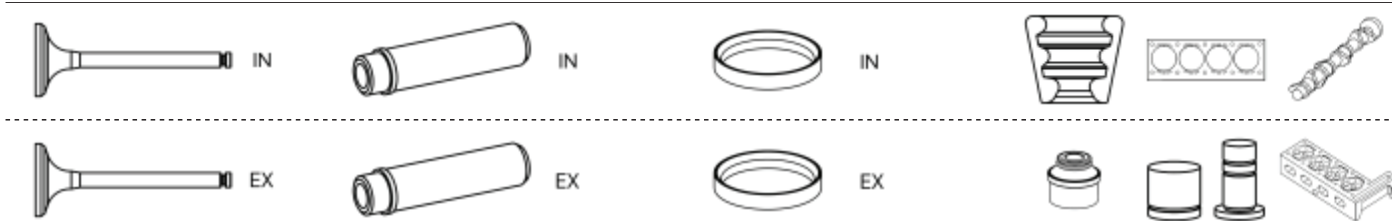
<b>ALH , ASV ,</b>			
<b>855038-4</b>	<b>880227-4</b>	<b>M-7</b>	<b>905007-1</b>
36,05 x 7,00 x 96,90 x 45°		12,08 x 7,00 x 36,00   IN   EX	
<b>865039-4</b>		<b>915001-8</b>	<b>975002-8</b>
31,55 x 7,00 x 96,90 x 45°		Ø 7,00	Hydro

<b>79,500 mm</b>	<b>59</b>
------------------	-----------

<b>ATD ,</b>			
<b>855087-4</b>		<b>M-7</b>	<b>515012-1</b>
35,90 x 7,00 x 90,00 x 45°			
<b>865092-4</b>		<b>915001-8</b>	<b>975003-8</b>
31,60 x 7,00 x 89,90 x 45°		Ø 7,00	Hydro

<b>79,500 mm</b>	<b>60</b>
------------------	-----------

<b>AXR , BJB , BKC , BXE , BXF ,</b>			
<b>850241-4</b>		<b>M-7</b>	<b>515012-1</b>
36,00 x 7,00 x 89,50 x 45°			
<b>860244-4</b>		<b>915001-8</b>	<b>975003-8</b>
31,60 x 7,00 x 89,00 x 45°		Ø 7,00	Hydro



<b>79,500 mm</b>	<b>61</b>
------------------	-----------

<b>BLT ,</b>			
<b>850241-4</b>	<b>M-7</b>	<b>515012-1</b>	
36,00 x 7,00 x 89,50 x 45°			
<b>855087-4</b>			
35,90 x 7,00 x 90,00 x 45°			
<b>860244-4</b>	<b>915001-8</b>	<b>975003-8</b>	<b>485020-1</b>
31,60 x 7,00 x 89,00 x 45°			
<b>865092-4</b>	Ø 7,00	Hydro	
31,60 x 7,00 x 89,90 x 45°			

<b>79,500 mm</b>	<b>62</b>
------------------	-----------

<b>BMT , BXJ ,</b>			
<b>850241-4</b>	<b>M-7</b>	<b>515014-C-1</b>	
36,00 x 7,00 x 89,50 x 45°			
<b>860244-4</b>	<b>915001-8</b>	<b>975003-8</b>	
31,60 x 7,00 x 89,00 x 45°			
	Ø 7,00	Hydro	

<b>79,500 mm</b>	<b>63</b>
------------------	-----------

<b>BMS , BNM , BNV ,</b>			
<b>850241-4</b>	<b>M-7</b>		
36,00 x 7,00 x 89,50 x 45°			
<b>860244-4</b>	<b>915001-8</b>	<b>975003-8</b>	
31,60 x 7,00 x 89,00 x 45°			
	Ø 7,00	Hydro	

<b>79,500 mm</b>	<b>64</b>
------------------	-----------

<b>BVK ,</b>			
<b>855087-4</b>	<b>880226-4</b>	<b>M-7</b>	<b>515014-C-1</b>
35,90 x 7,00 x 90,00 x 45°		12,08 x 7,00 x 38,00   IN   EX	
<b>865092-4</b>	<b>915001-8</b>	<b>975003-8</b>	<b>485020-1</b>
31,60 x 7,00 x 89,90 x 45°			
	Ø 7,00	Hydro	

<b>79,500 mm</b>	<b>65</b>
------------------	-----------

<b>CFWA , CLHA , CLHB , CRKB , CXMA , CXXB ,</b>			
<b>850279-4</b>	<b>M-6</b>		
26,55 x 6,00 x 99,30 x 45°			
<b>860280-4</b>	<b>915097-8</b>	<b>970227-8</b>	
24,45 x 6,00 x 99,10 x 45°			
	Ø 6,00	Hydro	

<b>79,500 mm</b>	<b>66</b>
------------------	-----------

<b>CUSA , CUTA , DDYA , DDYB , DGTE ,</b>			
<b>850279-4</b>	<b>M-6</b>		
26,55 x 6,00 x 99,30 x 45°			
	<b>915097-8</b>		
	Ø 6,00		



**79,500 mm**

**67**

CXXA ,

**850279-4**

26,55 x 6,00 x 99,30 x 45°

**M-6**

**860280-4**

24,45 x 6,00 x 99,10 x 45°

**915097-8**

Ø 6,00

**79,500 mm**

**68**

CYZA ,

**915097-8**

Ø 6,00

**79,500 mm**

**69**

DGTA , DGTC , DGTD ,

**915097-8**

Ø 6,00

**970227-8**

Hydro

**80,000 mm**

**70**

124 B2.000 , 15G , FA14 ,

**912801-8**

Ø 8,00

**81,000 mm**

**71**

AZV ,

**850275-4**

29,40 x 6,00 x 88,50 x 45°

**880230-4**

10,06 x 6,00 x 42,00 | IN | EX

**850277-4**

29,20 x 6,00 x 87,80 x 45°

**860276-4**

25,50 x 6,00 x 88,20 x 45°

**915097-8**

Ø 6,00

**485022-1**

**860278-4**

25,50 x 6,00 x 87,50 x 45°

**81,000 mm**

**72**

BMM ,

**850241-4**

36,00 x 7,00 x 89,50 x 45°

**M-7**

**515014-C-1**

**850275-4**

29,40 x 6,00 x 88,50 x 45°

**860244-4**

31,60 x 7,00 x 89,00 x 45°

**915001-8**

Ø 7,00

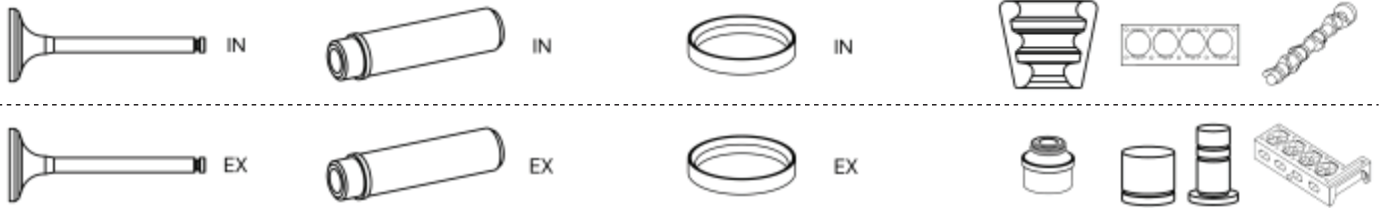
**975003-8**

Hydro

**485020-1**

**860276-4**

25,50 x 6,00 x 88,20 x 45°



## 81,000 mm

73

BMN ,

<b>850241-4</b> 36,00 x 7,00 x 89,50 x 45°	<b>880230-4</b> 10,06 x 6,00 x 42,00   IN   EX		<b>515018-1</b>
<b>850275-4</b> 29,40 x 6,00 x 88,50 x 45°			
<b>850277-4</b> 29,20 x 6,00 x 87,80 x 45°			
<b>860276-4</b> 25,50 x 6,00 x 88,20 x 45°		<b>915097-8</b> Ø 6,00	<b>485022-1</b>
<b>860278-4</b> 25,50 x 6,00 x 87,50 x 45°			

## 81,000 mm

74

CAGA ,

<b>850205-4</b> 28,20 x 6,00 x 99,30 x 45°	<b>880230-4</b> 10,06 x 6,00 x 42,00   IN   EX	<b>M-6</b>	<b>515017-1</b>
			<b>515018-1</b>
<b>860206-4</b> 26,00 x 6,00 x 99,10 x 45°		<b>915097-8</b> Ø 6,00	<b>970227-8</b> Hydro <b>975013-8</b> Hydro

## 81,000 mm

75

CCSA ,

<b>850215-4</b> 39,60 x 6,00 x 94,00 x 45°	<b>880217-4</b> 12,08 x 6,00 x 36,50   IN   EX	<b>M-6</b>	<b>905009-1</b>
<b>850247-4</b> 33,90 x 6,00 x 104,00 x 45°			
<b>860216-4</b> 33,00 x 6,00 x 94,00 x 45°		<b>915097-8</b> Ø 6,00	<b>975013-8</b> Hydro

## 81,000 mm

76

CFHD ,

<b>850205-4</b> 28,20 x 6,00 x 99,30 x 45°	<b>880230-4</b> 10,06 x 6,00 x 42,00   IN   EX	<b>M-6</b>	<b>515017-1</b>
<b>850279-4</b> 26,55 x 6,00 x 99,30 x 45°			<b>515018-1</b>
<b>860206-4</b> 26,00 x 6,00 x 99,10 x 45°		<b>915097-8</b> Ø 6,00	<b>970227-8</b> Hydro
<b>860280-4</b> 24,45 x 6,00 x 99,10 x 45°			



## 81,000 mm

**77**

CMXA ,

**850215-4**

39,60 x 6,00 x 94,00 x 45°

**880217-4**

12,08 x 6,00 x 36,50 | IN | EX

**M-6****905009-1****860216-4**

33,00 x 6,00 x 94,00 x 45°

**915097-8**

Ø 6,00

**975013-8**

Hydro

## 81,000 mm

**78**

EZ ,

**850217-4**

38,00 x 8,00 x 90,35 x 45°

**M-8****905002-1****855048-4**

38,00 x 8,00 x 98,70 x 45°

**860215-4**

33,20 x 8,00 x 98,50 x 45°

**912801-8**

Ø 8,00

**975001-8**

Hydro

**865049-4**

33,00 x 8,00 x 98,50 x 45°

**975002-8**

Hydro

**865084-4**

33,15 x 8,00 x 91,20 x 45°

## 81,000 mm

**79**

BKD ,

**850275-4**

29,40 x 6,00 x 88,50 x 45°

**880230-4**

10,06 x 6,00 x 42,00 | IN | EX

**515018-1****850277-4**

29,20 x 6,00 x 87,80 x 45°

**860276-4**

25,50 x 6,00 x 88,20 x 45°

**915097-8**

Ø 6,00

**485022-1****860278-4**

25,50 x 6,00 x 87,50 x 45°

## 81,000 mm

**80**

1F ,

**855028-4**

38,10 x 8,00 x 91,80 x 45°

**M-8****905002-1****865084-4**

33,15 x 8,00 x 91,20 x 45°

**912801-8**

Ø 8,00

**975002-8**

Hydro

## 81,000 mm

**81**

ABS ,

**855028-4**

38,10 x 8,00 x 91,80 x 45°

**M-8****905002-1****855099-4**

37,80 x 7,00 x 91,90 x 45°

**860232-4**

33,00 x 7,00 x 91,00 x 45°

**912801-8**

Ø 8,00

**975001-8**

Hydro

**865084-4**

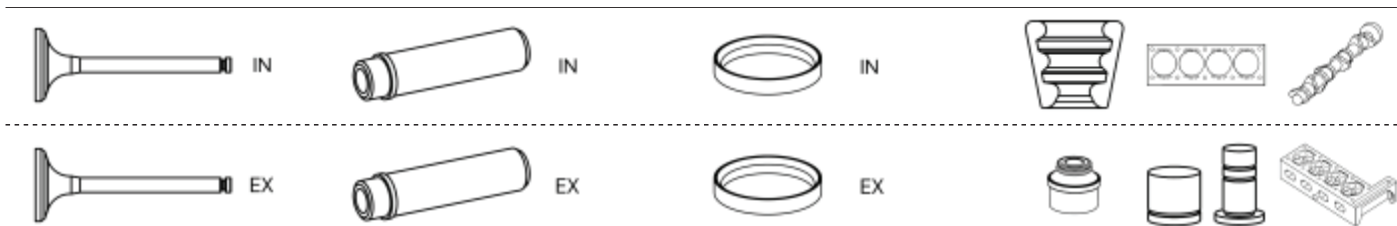
33,15 x 8,00 x 91,20 x 45°

**915001-8**

Ø 7,00

**975002-8**

Hydro



<b>81,000 mm</b>	<b>82</b>
------------------	-----------

<b>ACC ,</b>	
<b>855028-4</b> 38,10 x 8,00 x 91,80 x 45°	<b>M-8</b>
<b>855099-4</b> 37,80 x 7,00 x 91,90 x 45°	
<b>860232-4</b> 33,00 x 7,00 x 91,00 x 45°	<b>915001-8</b> <b>975002-8</b> Ø 7,00    Hydro
<b>865084-4</b> 33,15 x 8,00 x 91,20 x 45°	

<b>81,000 mm</b>	<b>83</b>
------------------	-----------

<b>ADL ,</b>	
	<b>915001-8</b> <b>975002-8</b> Ø 7,00    Hydro

<b>81,000 mm</b>	<b>84</b>
------------------	-----------

<b>ADZ ,</b>	
<b>855028-4</b> 38,10 x 8,00 x 91,80 x 45°	<b>M-7</b> <b>905002-1</b>
<b>855099-4</b> 37,80 x 7,00 x 91,90 x 45°	<b>M-8</b>
<b>860228-4</b> 33,00 x 7,00 x 91,20 x 45°	<b>912801-8</b> <b>975001-8</b> Ø 8,00    Hydro
<b>860232-4</b> 33,00 x 7,00 x 91,00 x 45°	<b>915001-8</b> <b>975002-8</b> Ø 7,00    Hydro
<b>865084-4</b> 33,15 x 8,00 x 91,20 x 45°	

<b>81,000 mm</b>	<b>85</b>
------------------	-----------

<b>AFT , AUR ,</b>	
<b>850227-4</b> 39,60 x 7,00 x 91,85 x 45°	<b>M-7</b>
<b>855022-4</b> 39,55 x 7,00 x 91,85 x 45°	
<b>860228-4</b> 33,00 x 7,00 x 91,20 x 45°	<b>915001-8</b> <b>975002-8</b> Ø 7,00    Hydro
<b>860232-4</b> 33,00 x 7,00 x 91,00 x 45°	





## 81,000 mm

**86**

AGZ ,

**855013-6****880226-4****M-7**

39,10 x 7,00 x 106,00 x 45°

12,08 x 7,00 x 38,00 | IN | EX

**855075-5**

39,00 x 7,00 x 106,00 x 45°

**855077-6**

39,00 x 7,00 x 106,20 x 45°

**865016-6**

34,30 x 7,00 x 107,00 x 45°

**865078-6**

34,00 x 7,00 x 107,00 x 45°

**915001-8**

Ø 7,00

**975001-8**

Hydro

## 81,000 mm

**87**

AJH , AJQ , AMK , APP , AQX , ARY , AUQ , AWC , AYP , BAM , BBU , BJX ,

**850229-4****880228-4****M-6**

26,90 x 6,00 x 105,09 x 45°

11,05 x 6,00 x 36,15 | IN | EX

**860230-4**

29,90 x 6,00 x 103,90 x 45°

**915097-8**

Ø 6,00

**975011-8**

Hydro

**975012-8**

Hydro

## 81,000 mm

**88**

AEH , AKL , APF ,

**850227-4****880227-4****M-7**

39,60 x 7,00 x 91,85 x 45°

12,08 x 7,00 x 36,00 | IN | EX

**855022-4**

39,55 x 7,00 x 91,85 x 45°

**860228-4**

33,00 x 7,00 x 91,20 x 45°

**860232-4**

33,00 x 7,00 x 91,00 x 45°

**915001-8**

Ø 7,00

**975002-8**

Hydro

## 81,000 mm

**89**

AGN , APG ,

**850229-4****880228-4****M-6**

26,90 x 6,00 x 105,09 x 45°

11,05 x 6,00 x 36,15 | IN | EX

**860234-4**

30,00 x 6,00 x 104,20 x 45°

**860236-5**

27,15 x 6,00 x 136,30 x 45°

**915097-8**

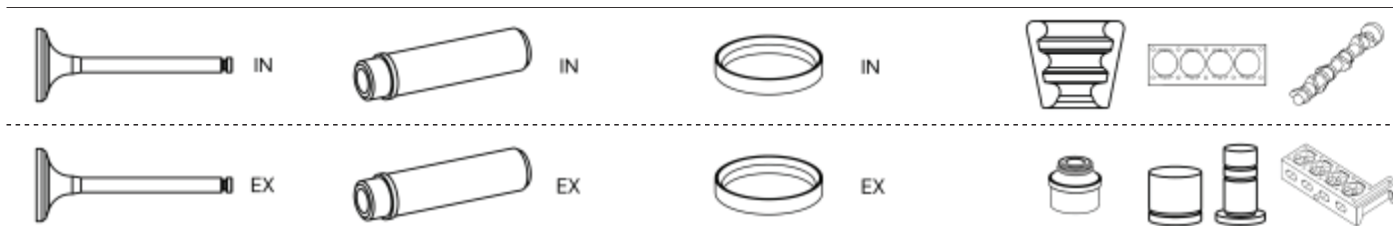
Ø 6,00

**975011-8**

Hydro

**975012-8**

Hydro



<b>81,000 mm</b>	<b>90</b>
------------------	-----------

AQN ,	
<b>850235-5</b>	<b>M-6</b>
31,15 x 6,00 x 102,20 x 45°	
<b>850263-6</b>	
31,10 x 6,00 x 136,20 x 45°	
<b>860264-6</b>	<b>915097-8</b>
27,10 x 6,00 x 102,50 x 45°	
Ø 6,00	

<b>81,000 mm</b>	<b>91</b>
------------------	-----------

AUE ,	
<b>850235-5</b>	<b>880228-4</b>
31,15 x 6,00 x 102,20 x 45°    11,05 x 6,00 x 36,15   IN   EX	
<b>850263-6</b>	
31,10 x 6,00 x 136,20 x 45°	
<b>860264-6</b>	<b>915097-8</b>
27,10 x 6,00 x 102,50 x 45°	
Ø 6,00    Hydro	

<b>81,000 mm</b>	<b>92</b>
------------------	-----------

AYL , BDE ,	
<b>850235-5</b>	<b>M-6</b>
31,15 x 6,00 x 102,20 x 45°	
<b>850263-6</b>	
31,10 x 6,00 x 136,20 x 45°	
<b>860264-6</b>	<b>915097-8</b>
27,10 x 6,00 x 102,50 x 45°	
Ø 6,00    Hydro	

<b>81,000 mm</b>	<b>93</b>
------------------	-----------

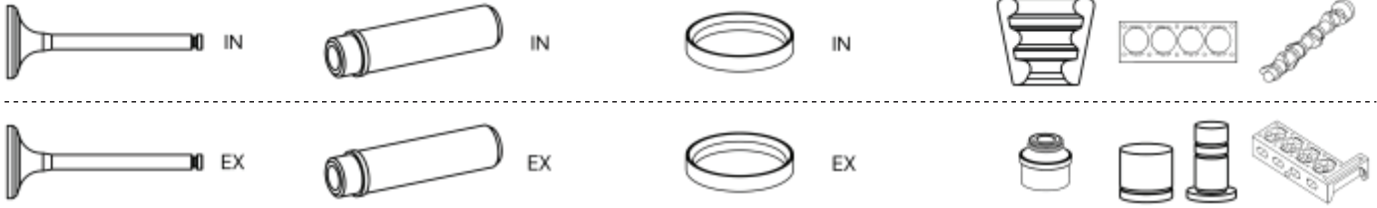
BKV , BLZ ,	
	<b>915097-8</b>
	<b>975011-8</b>
	Ø 6,00    Hydro
	<b>975012-8</b>
	Hydro

<b>81,000 mm</b>	<b>94</b>
------------------	-----------

BRT ,	
<b>850241-4</b>	<b>M-7</b>
36,00 x 7,00 x 89,50 x 45°	
<b>860244-4</b>	<b>515014-C-1</b>
31,60 x 7,00 x 89,00 x 45°	
<b>85001-8</b>	<b>915001-8</b>
Ø 7,00    Hydro	

<b>81,000 mm</b>	<b>95</b>
------------------	-----------

ALZ , BFQ , BGU , BSE , BSF ,	
<b>850215-4</b>	<b>880217-4</b>
39,60 x 6,00 x 94,00 x 45°    12,08 x 6,00 x 36,50   IN   EX	
<b>860216-4</b>	<b>M-6</b>
33,00 x 6,00 x 94,00 x 45°	
<b>915097-8</b>	<b>975013-8</b>
Ø 6,00    Hydro	



## 81,000 mm

**96**

CAGC , CAHA , CFFA , CFFB , CFGB , CFGC , CGLB , CJCA , CJCC ,

**850205-4****880230-4****M-6****515017-1**

28,20 x 6,00 x 99,30 x 45°

10,06 x 6,00 x 42,00 | IN | EX

**515018-1****860206-4****915097-8****970227-8**

26,00 x 6,00 x 99,10 x 45°

Ø 6,00

Hydro

## 81,000 mm

**97**

CFMA ,

**850229-4**

26,90 x 6,00 x 105,09 x 45°

**860230-4**

29,90 x 6,00 x 103,90 x 45°

**915097-8****975011-8**

Ø 6,00

Hydro

**975012-8**

Hydro

## 81,000 mm

**98**

CHGA ,

**850215-4****880217-4****M-6****905009-1**

39,60 x 6,00 x 94,00 x 45°

12,08 x 6,00 x 36,50 | IN | EX

**860216-4**

33,00 x 6,00 x 94,00 x 45°

**915097-8**

Ø 6,00

## 81,000 mm

**99**

CKFC , CRMB , CRVA , CRVC , CUVA ,

**850205-4****M-6**

28,20 x 6,00 x 99,30 x 45°

**860206-4**

26,00 x 6,00 x 99,10 x 45°

**915097-8****970227-8**

Ø 6,00

Hydro

## 81,000 mm

**100**

CEGA , CFFE , CFHC , CFJA , CLCB ,

**850205-4****M-6**

28,20 x 6,00 x 99,30 x 45°

**515017-1****515018-1****860206-4**

26,00 x 6,00 x 99,10 x 45°

**915097-8****970227-8**

Ø 6,00

Hydro

## 81,000 mm

**101**

CBDB , CRGA , CRLD ,

**850205-4****M-6**

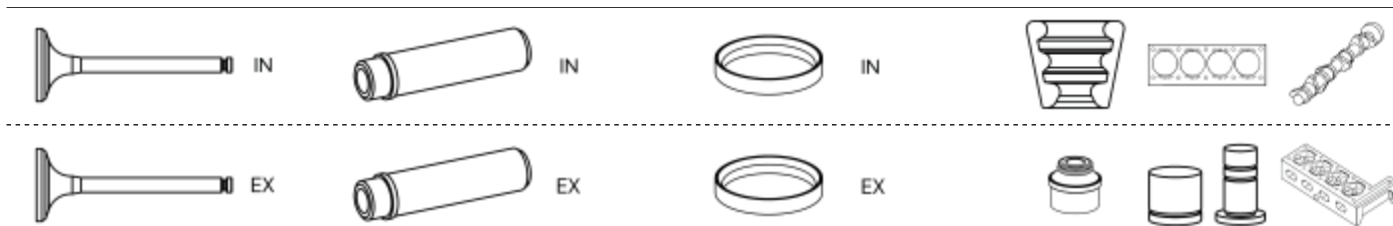
28,20 x 6,00 x 99,30 x 45°

**860206-4**

26,00 x 6,00 x 99,10 x 45°

**915097-8**

Ø 6,00



**81,000 mm** **102**

CRBC , CUPA , CUVC , CUWA ,

<b>850205-4</b> 28,20 x 6,00 x 99,30 x 45°	<b>880230-4</b> 10,06 x 6,00 x 42,00   IN   EX	<b>M-6</b>
<b>860206-4</b> 26,00 x 6,00 x 99,10 x 45°		<b>915097-8</b> <b>970227-8</b> Ø 6,00 Hydro

**81,000 mm** **103**

DCYA , DJGA ,

<b>850205-4</b> 28,20 x 6,00 x 99,30 x 45°	<b>880230-4</b> 10,06 x 6,00 x 42,00   IN   EX	<b>M-6</b>
<b>860206-4</b> 26,00 x 6,00 x 99,10 x 45°		<b>915097-8</b> Ø 6,00

**81,000 mm** **104**

CRLB , CUNA , DFGA , DFHA ,

<b>850205-4</b> 28,20 x 6,00 x 99,30 x 45°	<b>880230-4</b> 10,06 x 6,00 x 42,00   IN   EX	<b>M-6</b>
<b>855021-4</b> 28,50 x 5,00 x 110,25 x 45°		
<b>860206-4</b> 26,00 x 6,00 x 99,10 x 45°		<b>915097-8</b> <b>970227-8</b> Ø 6,00 Hydro

**81,000 mm** **105**

DFLA , DFLD , DFMA ,

<b>850205-4</b> 28,20 x 6,00 x 99,30 x 45°		<b>915097-8</b> Ø 6,00
---	--	---------------------------

**81,000 mm** **106**

DFFA , DLTA , DLTC , DLUB ,

		<b>915097-8</b> Ø 6,00
--	--	---------------------------

**81,000 mm** **107**

HM ,

<b>850217-4</b> 38,00 x 8,00 x 90,35 x 45°		<b>M-8</b> <b>905002-1</b>
<b>855048-4</b> 38,00 x 8,00 x 98,70 x 45°		
<b>860215-4</b> 33,20 x 8,00 x 98,50 x 45°		<b>912801-8</b> Ø 8,00
<b>865049-4</b> 33,00 x 8,00 x 98,50 x 45°		
<b>865084-4</b> 33,15 x 8,00 x 91,20 x 45°		



## 81,000 mm

**108**

KR, PL,

**850221-4****885090-4****R-7****905002-1**

32,10 x 7,00 x 95,60 x 45°

12,07 x 7,00 x 38,00 | IN | EX

**915001-8****975001-8**

Ø 7,00

Hydro

**975002-8**

Hydro

## 81,000 mm

**109**

ABN, RP,

**855028-4****M-8****905002-1**

38,10 x 8,00 x 91,80 x 45°

**865084-4****912801-8****975001-8**

33,15 x 8,00 x 91,20 x 45°

Ø 8,00

Hydro

**975002-8**

Hydro

## 81,000 mm

**110**

UVC,

**915001-8**

Ø 7,00

## 82,500 mm

**111**

BLR, BLY, BVY, BVZ,

**850245-4****880228-4****M-6**

33,90 x 6,00 x 104,00 x 45°

11,05 x 6,00 x 36,15 | IN | EX

**860246-4****915097-8****975013-8**

28,10 x 6,00 x 101,90 x 45°

Ø 6,00

Hydro

## 82,500 mm

**112**

BZB, CCZA, CCZB, CDND,

**850247-4****880228-4****M-6**

33,90 x 6,00 x 104,00 x 45°

11,05 x 6,00 x 36,15 | IN | EX

**860248-4****915097-8**

28,10 x 6,00 x 102,00 x 45°

Ø 6,00

## 82,500 mm

**113**

CDAA, CDHA, CDHB,

**850247-4****880228-4****M-6**

33,90 x 6,00 x 104,00 x 45°

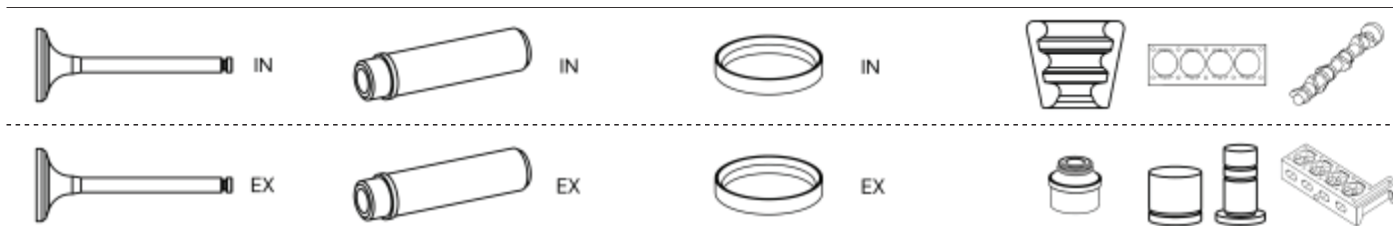
11,05 x 6,00 x 36,15 | IN | EX

**860246-4****915097-8****975013-8**

28,10 x 6,00 x 101,90 x 45°

Ø 6,00

Hydro



**82,500 mm** **114**

CJSA ,	<b>880228-4</b> 11,05 x 6,00 x 36,15   IN   EX	<b>M-6</b>	
<b>860246-4</b> 28,10 x 6,00 x 101,90 x 45°		<b>915097-8</b> Ø 6,00	<b>975013-8</b> Hydro

**82,500 mm** **115**

CJXA , CJXG , CJXH , DNUC , DNUE ,		<b>M-6</b>	
		<b>915097-8</b> Ø 6,00	

**82,500 mm** **116**

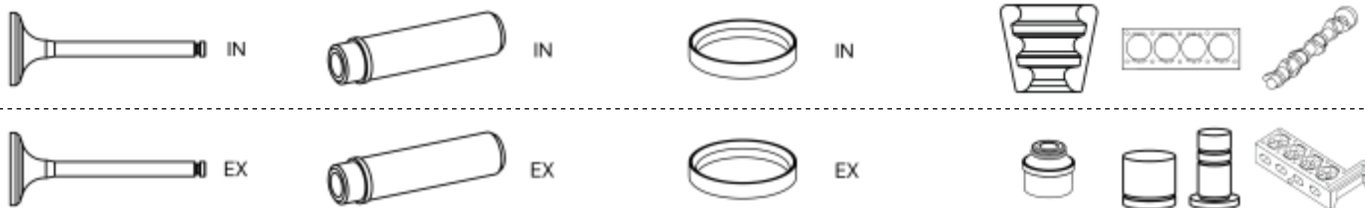
ABF ,	<b>855007-4</b> 32,00 x 7,00 x 95,50 x 45°	<b>880229-4</b> 13,00 x 7,00 x 35,00   IN	<b>M-7</b>
<b>865006-4</b> 27,00 x 7,00 x 98,20 x 45°		<b>915001-8</b> Ø 7,00	<b>975001-8</b> Hydro <b>975002-8</b> Hydro

**82,500 mm** **117**

2E , ADY ,	<b>850227-4</b> 39,60 x 7,00 x 91,85 x 45°		<b>M-7</b>
<b>855022-4</b> 39,55 x 7,00 x 91,85 x 45°			<b>M-8</b>
<b>855083-4</b> 39,65 x 8,00 x 91,65 x 45°			
<b>860228-4</b> 33,00 x 7,00 x 91,20 x 45°		<b>912801-8</b> Ø 8,00	<b>975001-8</b> Hydro
<b>860232-4</b> 33,00 x 7,00 x 91,00 x 45°		<b>915001-8</b> Ø 7,00	<b>975002-8</b> Hydro
<b>865084-4</b> 33,15 x 8,00 x 91,20 x 45°			

**82,500 mm** **118**

AGG , ATM , AZL , BBX ,	<b>850227-4</b> 39,60 x 7,00 x 91,85 x 45°		<b>M-7</b>
<b>855022-4</b> 39,55 x 7,00 x 91,85 x 45°			
<b>860228-4</b> 33,00 x 7,00 x 91,20 x 45°		<b>915001-8</b> Ø 7,00	<b>975002-8</b> Hydro
<b>860232-4</b> 33,00 x 7,00 x 91,00 x 45°			



## 82,500 mm

119

BWA , BWE , BYT , CDLA ,

850247-4

880228-4

M-6

33,90 x 6,00 x 104,00 x 45°

11,05 x 6,00 x 36,15 | IN | EX

860248-4

915097-8

975013-8

28,10 x 6,00 x 102,00 x 45°

Ø 6,00

Hydro

## 82,500 mm

120

BWJ , CDLD ,

850247-4

33,90 x 6,00 x 104,00 x 45°

915097-8

Ø 6,00

## 82,500 mm

121

CEKA ,

850227-4

39,60 x 7,00 x 91,85 x 45°

855022-4

39,55 x 7,00 x 91,85 x 45°

860232-4

915001-8

975002-8

33,00 x 7,00 x 91,00 x 45°

Ø 7,00

Hydro

## 82,500 mm

122

CJXC ,

M-6

860246-4

28,10 x 6,00 x 101,90 x 45°

915097-8

975013-8

Ø 6,00

Hydro

## 82,500 mm

123

CJXE ,

880228-4

11,05 x 6,00 x 36,15 | IN | EX

M-6

915097-8

Ø 6,00

## 82,500 mm

124

CJSB , DAJA , DEDA ,

880228-4

11,05 x 6,00 x 36,15 | IN | EX

M-6

860246-4

28,10 x 6,00 x 101,90 x 45°

915097-8

Ø 6,00

## 82,500 mm

125

CZPB , DKZA ,

855049-4

32,00 x 6,00 x 105,00 x 45°

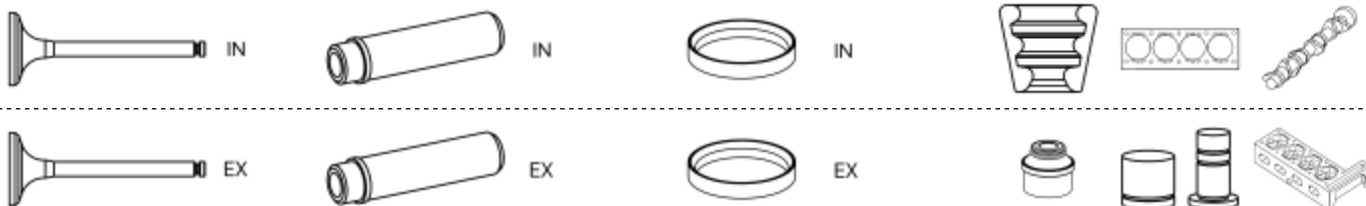
M-6

865050-4

28,00 x 6,00 x 102,90 x 45°

915097-8

Ø 6,00



## 82,500 mm

126

DNNA , DNPA ,

915097-8

Ø 6,00

## 83,000 mm

127

021 A.3000 , 021 B.2000 , 021 B.3000 , 021 C.2000 ,

915001-8

Ø 7,00

## 83,000 mm

128

021 A 2000 , 021 D.2000 ,

915001-8

Ø 7,00

975001-8

Hydro

## 84,000 mm

129

131 C4.000 ,

852012-4

41,90 x 8,00 x 160,30 x 45°

880222-4

12,06 x 8,00 x 36,50 | IN | EX

882047-4

14,07 x 8,00 x 46,00 | IN | EX

912801-8

Ø 8,00

## 87,000 mm

130

OM 615.912 ,

851023-4

38,90 x 10,00 x 131,50 x 30°

881065-4

14,04 x 10,00 x 60,00 | IN

861024-4

33,30 x 10,00 x 131,00 x 30°

881064-4

14,04 x 10,00 x 48,50 | EX

911001-8

Ø 10,00

## 88,000 mm

131

8144.65 ,

852052-4

41,00 x 8,00 x 120,80 x 30°

R-8

862092-4

36,00 x 8,00 x 122,00 x 45°

## 93,000 mm

132

8144.61 ,

852052-4

41,00 x 8,00 x 120,80 x 30°

882059-4

13,07 x 8,00 x 60,00 | IN | EX

R-8

862053-4

34,50 x 8,00 x 122,00 x 45°





94,000 mm

133

DH,

865056-4

33,90 x 9,00 x 122,70 x 45°

94,000 mm


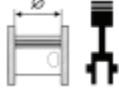




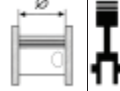



134

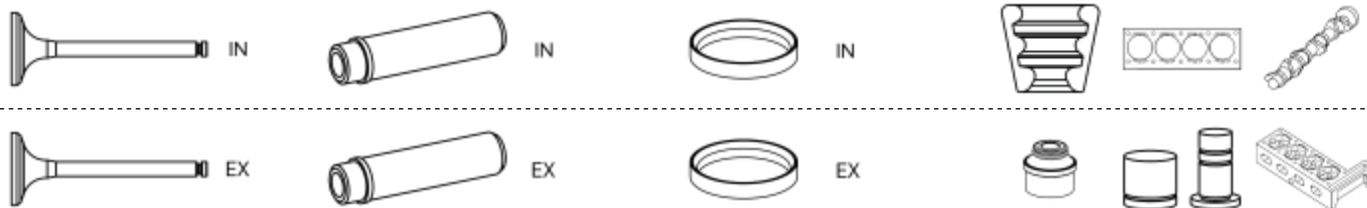
GE,

M-8

**siehe Motorenliste**  
**see engline list**  
**voir la liste des moteurs**  
**ver lista de motores**  
**см. список двигателей**  
**تالكر حطلا قمىق رظنا**



			ccm	kW			1 POS				ccm	kW			1 POS
D 2866 LOH 23	128,000	6	11967	294 kW	D	1339	7	OM 457.974	128,000	6	11967	220 - 300 kW	D	1341	14
D 2866 OH	128,000	6	11967	177 kW	D	1338	5	OM 457.976	128,000	6	11967	260 - 335 kW	D	1341	15
OM 402.925	125,000	8	12760	188 kW	D	1338	3	OM 470.906	125,000	6	10677	240 - 375 kW	D	1338	4
OM 441.961	128,000	6	10964	250 kW	D	1339	8	OM 470.908	125,000	6	10677	240 - 335 kW	D	1338	4
OM 442.980	128,000	8	14618	320 kW	D	1339	8	OM 470.910	125,000	6	10677	240 - 335 kW	D	1338	4
OM 445.935	128,000	6	10964	213 kW	D	1339	9	OM 470.915	125,000	6	10677	240 - 335 kW	D	1338	4
OM 446.924	128,000	8	14618	280 kW	D	1339	9	OM 471.900	132,000	6	12809	310 - 375 kW	D	1342	20
OM 446.930	128,000	8	14618	280 kW	D	1339	9	OM 471.902	132,000	6	12809	315 - 375 kW	D	1342	20
OM 446.931	128,000	8	14618	280 kW	D	1339	9	OM 471.905	132,000	6	12809	306 - 375 kW	D	1342	21
OM 457.941	128,000	6	11967	185 - 300 kW	D	1340	10	OM 471.932	132,000	6	12809	306 - 375 kW	D	1342	21
OM 457.942	128,000	6	11967	185 - 260 kW	D	1340	11	OM 541.950	130,000	6	11946	260 - 300 kW	D	1341	16
OM 457.944	128,000	6	11967	260 - 315 kW	D	1340	12	OM 541.959	130,000	6	11946	300 kW	D	1342	17
OM 457.950	128,000	6	11967	220 - 260 kW	D	1340	11	OM 542.948	130,000	8	15928	320 - 370 kW	D	1342	18
OM 457.952	128,000	6	11967	220 - 300 kW	D	1340	10	OM 542.966	130,000	8	15928	350 - 370 kW	D	1342	19
OM 457.953	128,000	6	11967	260 - 315 kW	D	1340	10	OM 902.926	102,000	6	6374	210 kW	D	1338	1
OM 457.957	128,000	6	11967	260 - 315 kW	D	1341	13	OM 902.934	102,000	6	6374	210 kW	D	1338	1
OM 457.959	128,000	6	11967	220 - 260 kW	D	1340	11	OM 936.912	110,000	6	7698	175 - 220 kW	D	1338	2
OM 457.961	128,000	6	11967	260 - 355 kW	D	1340	10	OM 936.915	110,000	6	7698	220 - 260 kW	D	1338	2
OM 457.964	128,000	6	11967	220 - 260 kW	D	1341	13	OM 936.919	110,000	6	7698	220 - 260 kW	D	1338	2
OM 457.965	128,000	6	11967	220 - 300 kW	D	1340	10	OM 936.972	110,000	6	7698	220 - 260 kW	D	1338	2
OM 457.973	128,000	6	11967	220 - 260 kW	D	1339	6	OM 942.911	130,000	8	15928	350 kW	D	1342	18



## 102,000 mm

1

OM 902.926 , OM 902.934 ,

<b>851058-4</b> 34,00 x 8,00 x 128,75 x 20°	<b>881059-4</b> 13,03 x 8,00 x 60,00   IN   EX	<b>871080-6</b> 40,07 x 31,00 x 8,00 x 45°   IN	<b>R-8</b>
	<b>881080-4</b> 14,03 x 8,00 x 60,00   IN   EX		

<b>861059-4</b> 38,10 x 8,00 x 152,60 x 45°	<b>871079-6</b> 35,10 x 28,00 x 7,60 x 45°   EX	<b>911005-8</b> Ø 8,00	<b>971071-6</b>
<b>861071-6</b> 15,20 x 6,00 x 81,65 x 30°			

## 110,000 mm

2

OM 936.912 , OM 936.915 , OM 936.919 , OM 936.972 ,

**R-9**

## 125,000 mm

3

OM 402.925 ,

<b>851043-6</b> 58,90 x 12,00 x 142,50 x 30°	<b>881090-6</b> 18,00 x 12,00 x 67,00   IN   EX	<b>871060-6</b> 61,12 x 51,10 x 9,20 x 30°   IN	<b>L-12</b>	<b>901001-1</b>
<b>851060-6</b> 58,90 x 12,00 x 142,50 x 30°	<b>881107-6</b> 18,04 x 12,00 x 67,00   IN   EX	<b>871062-6</b> 60,09 x 51,00 x 8,90 x 30°   IN		<b>901002-1</b>
		<b>871064-6</b> 60,11 x 52,20 x 8,40 x 30°   IN		
<b>861044-6</b> 51,00 x 12,00 x 142,40 x 45°		<b>871061-6</b> 53,09 x 43,00 x 9,65 x 45°   EX	<b>911010-8</b> Ø 12,00	
<b>861061-6</b> 51,00 x 12,00 x 142,50 x 45°				
<b>861062-6</b> 51,10 x 12,00 x 143,00 x 45°				

## 125,000 mm

4

OM 470.906 , OM 470.908 , OM 470.910 , OM 470.915 ,

<b>881006-4</b> 15,04 x 9,50 x 98,10   IN   EX
---

## 128,000 mm

5

D 2866 OH ,

<b>853118-6</b> 58,00 x 12,00 x 142,50 x 30°	<b>883130-6</b> 18,03 x 12,00 x 64,00   IN   EX	<b>873122-6</b> 61,10 x 49,00 x 8,80 x 30°   IN	<b>K-12</b>
<b>863112-6</b> 50,87 x 12,00 x 142,50 x 45°		<b>873112-6</b> 53,10 x 42,85 x 10,00 x 45°   EX	



## 128,000 mm 6

OM 457.973 ,

<b>851071-6</b> 45,50 x 9,00 x 145,00 x 30°	<b>881069-6</b> 15,03 x 9,00 x 61,00   IN   EX	<b>871071-6</b> 47,39 x 36,50 x 7,80 x 30°   IN	<b>901023-1</b>
--	---	--	-----------------

<b>861200-6</b> 42,20 x 9,00 x 144,80 x 35°	<b>911002-8</b> Ø 9,00	<b>971069-6</b> Roller
--	---------------------------	---------------------------

## 128,000 mm 7

D 2866 LOH 23 ,

<b>853118-6</b> 58,00 x 12,00 x 142,50 x 30°	<b>883130-6</b> 18,03 x 12,00 x 64,00   IN   EX	<b>K-12</b>
---	--	-------------

<b>883144-6</b> 18,03 x 12,00 x 59,50   IN
---

<b>863112-6</b> 50,87 x 12,00 x 142,50 x 45°	<b>883141-6</b> 18,03 x 12,00 x 56,00   EX	<b>873112-6</b> 53,10 x 42,85 x 10,00 x 45°   EX
---	---	---

## 128,000 mm 8

OM 441.961 , OM 442.980 ,

<b>851060-6</b> 58,90 x 12,00 x 142,50 x 30°	<b>881107-6</b> 18,04 x 12,00 x 67,00   IN   EX	<b>L-12</b>	<b>901001-1</b>
---	--	-------------	-----------------

**901002-1**

<b>861061-6</b> 51,00 x 12,00 x 142,50 x 45°	<b>871063-6</b> 53,11 x 43,00 x 9,20 x 45°   EX	<b>911010-8</b> Ø 12,00
---	--	----------------------------

<b>861062-6</b> 51,10 x 12,00 x 143,00 x 45°
---

## 128,000 mm 9

OM 445.935 , OM 446.924 , OM 446.930 , OM 446.931 ,

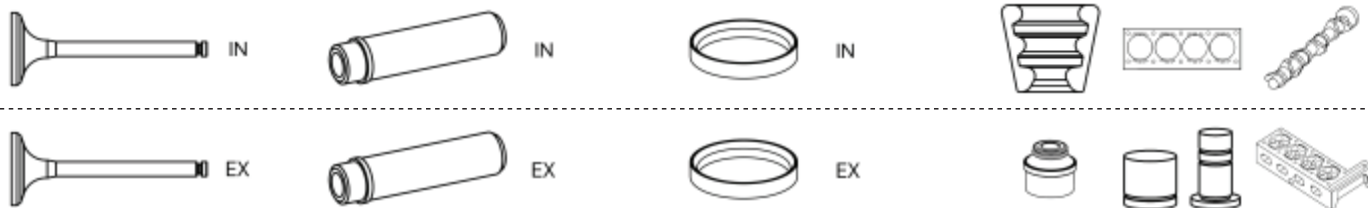
<b>851060-6</b> 58,90 x 12,00 x 142,50 x 30°	<b>881107-6</b> 18,04 x 12,00 x 67,00   IN   EX	<b>L-12</b>	<b>901001-1</b>
---	--	-------------	-----------------

**901002-1**

<b>861061-6</b> 51,00 x 12,00 x 142,50 x 45°	<b>871063-6</b> 53,11 x 43,00 x 9,20 x 45°   EX	<b>911010-8</b> Ø 12,00
---	--	----------------------------

<b>861062-6</b> 51,10 x 12,00 x 143,00 x 45°
---

<b>861070-4</b> 17,00 x 8,00 x 90,30 x 45°
---



<b>128,000 mm</b>	<b>10</b>
-------------------	-----------

OM 457.941 , OM 457.952 , OM 457.953 , OM 457.961 , OM 457.965 ,

<b>851069-6</b> 45,60 x 9,00 x 144,85 x 30°	<b>881069-6</b> 15,03 x 9,00 x 61,00   IN   EX	<b>871071-6</b> 47,39 x 36,50 x 7,80 x 30°   IN	<b>901023-1</b>
<b>851071-6</b> 45,50 x 9,00 x 145,00 x 30°		<b>871072-6</b> 47,39 x 40,10 x 7,70 x 30°   IN	
<b>861072-6</b> 41,10 x 9,00 x 144,85 x 45°		<b>871069-6</b> 43,09 x 34,30 x 8,00 x 45°   EX	<b>911002-8</b> Ø 9,00
<b>861077-5</b> 17,00 x 8,00 x 86,85 x 45°		<b>871070-6</b> 21,00 x 14,40 x 5,50 x 45°   EX	<b>971069-6</b> Roller
<b>861200-6</b> 42,20 x 9,00 x 144,80 x 35°			

<b>128,000 mm</b>	<b>11</b>
-------------------	-----------

OM 457.942 , OM 457.950 , OM 457.959 ,

<b>851069-6</b> 45,60 x 9,00 x 144,85 x 30°	<b>881069-6</b> 15,03 x 9,00 x 61,00   IN   EX	<b>871071-6</b> 47,39 x 36,50 x 7,80 x 30°   IN	<b>901023-1</b>
<b>851071-6</b> 45,50 x 9,00 x 145,00 x 30°			
<b>861072-6</b> 41,10 x 9,00 x 144,85 x 45°		<b>871070-6</b> 21,00 x 14,40 x 5,50 x 45°   EX	<b>911002-8</b> Ø 9,00
<b>861077-5</b> 17,00 x 8,00 x 86,85 x 45°			<b>971069-6</b> Roller
<b>861200-6</b> 42,20 x 9,00 x 144,80 x 35°			

<b>128,000 mm</b>	<b>12</b>
-------------------	-----------

OM 457.944 ,

<b>851069-6</b> 45,60 x 9,00 x 144,85 x 30°	<b>881069-6</b> 15,03 x 9,00 x 61,00   IN   EX	<b>871071-6</b> 47,39 x 36,50 x 7,80 x 30°   IN	<b>901023-1</b>
<b>851071-6</b> 45,50 x 9,00 x 145,00 x 30°		<b>871072-6</b> 47,39 x 40,10 x 7,70 x 30°   IN	
<b>861072-6</b> 41,10 x 9,00 x 144,85 x 45°		<b>871069-6</b> 43,09 x 34,30 x 8,00 x 45°   EX	<b>911002-8</b> Ø 9,00
<b>861077-5</b> 17,00 x 8,00 x 86,85 x 45°			<b>971069-6</b> Roller
<b>861200-6</b> 42,20 x 9,00 x 144,80 x 35°			



## 128,000 mm 13

OM 457.957 , OM 457.964 ,

<b>851069-6</b> 45,60 x 9,00 x 144,85 x 30°	<b>881069-6</b> 15,03 x 9,00 x 61,00   IN   EX	<b>871071-6</b> 47,39 x 36,50 x 7,80 x 30°   IN	<b>901023-1</b>
<b>851071-6</b> 45,50 x 9,00 x 145,00 x 30°			
<b>861072-6</b> 41,10 x 9,00 x 144,85 x 45°		<b>871069-6</b> 43,09 x 34,30 x 8,00 x 45°   EX	<b>911002-8</b> Ø 9,00
<b>861077-5</b> 17,00 x 8,00 x 86,85 x 45°		<b>871070-6</b> 21,00 x 14,40 x 5,50 x 45°   EX	<b>971069-6</b> Roller
<b>861200-6</b> 42,20 x 9,00 x 144,80 x 35°			

## 128,000 mm 14

OM 457.974 ,

<b>851071-6</b> 45,50 x 9,00 x 145,00 x 30°	<b>881069-6</b> 15,03 x 9,00 x 61,00   IN   EX	<b>871071-6</b> 47,39 x 36,50 x 7,80 x 30°   IN	<b>901023-1</b>
		<b>871072-6</b> 47,39 x 40,10 x 7,70 x 30°   IN	
<b>861200-6</b> 42,20 x 9,00 x 144,80 x 35°		<b>871069-6</b> 43,09 x 34,30 x 8,00 x 45°   EX	<b>911002-8</b> Ø 9,00
			<b>971069-6</b> Roller

## 128,000 mm 15

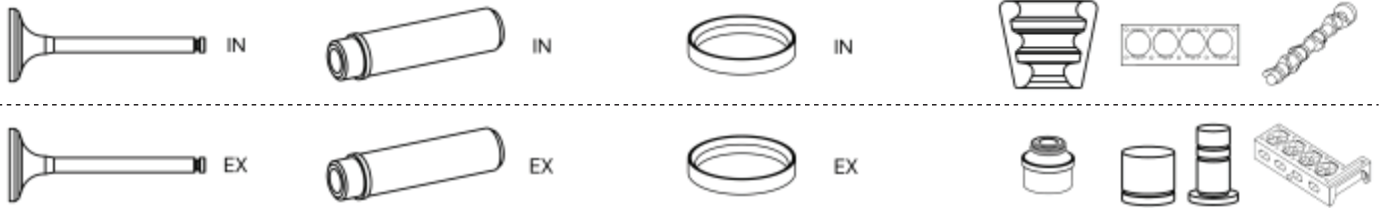
OM 457.976 ,

<b>851071-6</b> 45,50 x 9,00 x 145,00 x 30°	<b>881069-6</b> 15,03 x 9,00 x 61,00   IN   EX	<b>871071-6</b> 47,39 x 36,50 x 7,80 x 30°   IN	<b>901023-1</b>
<b>861200-6</b> 42,20 x 9,00 x 144,80 x 35°		<b>871069-6</b> 43,09 x 34,30 x 8,00 x 45°   EX	<b>911002-8</b> Ø 9,00
			<b>971069-6</b> Roller

## 130,000 mm 16

OM 541.950 ,

<b>851069-6</b> 45,60 x 9,00 x 144,85 x 30°	<b>881069-6</b> 15,03 x 9,00 x 61,00   IN   EX	<b>871072-6</b> 47,39 x 40,10 x 7,70 x 30°   IN	<b>901007-1</b>
<b>851071-6</b> 45,50 x 9,00 x 145,00 x 30°			<b>901009-1</b>
<b>861072-6</b> 41,10 x 9,00 x 144,85 x 45°		<b>871069-6</b> 43,09 x 34,30 x 8,00 x 45°   EX	<b>911002-8</b> Ø 9,00
<b>861077-5</b> 17,00 x 8,00 x 86,85 x 45°		<b>871070-6</b> 21,00 x 14,40 x 5,50 x 45°   EX	
<b>861200-6</b> 42,20 x 9,00 x 144,80 x 35°			



<b>130,000 mm</b>	<b>17</b>
-------------------	-----------

OM 541.959 ,

<b>851071-6</b>	<b>881069-6</b>	<b>901007-1</b>
45,50 x 9,00 x 145,00 x 30°	15,03 x 9,00 x 61,00   IN   EX	
		<b>901009-1</b>

<b>861200-6</b>	<b>911002-8</b>
42,20 x 9,00 x 144,80 x 35°	Ø 9,00

<b>130,000 mm</b>	<b>18</b>
-------------------	-----------

OM 542.948 , OM 942.911 ,

<b>851069-6</b>	<b>881069-6</b>	<b>901007-1</b>
45,60 x 9,00 x 144,85 x 30°	15,03 x 9,00 x 61,00   IN   EX	
<b>851071-6</b>		<b>901009-1</b>

45,50 x 9,00 x 145,00 x 30°

<b>861072-6</b>	<b>871070-6</b>	<b>911002-8</b>	<b>971069-6</b>
41,10 x 9,00 x 144,85 x 45°	21,00 x 14,40 x 5,50 x 45°   EX	Ø 9,00	Roller

<b>861077-5</b>	
17,00 x 8,00 x 86,85 x 45°	

<b>861200-6</b>	
42,20 x 9,00 x 144,80 x 35°	

<b>130,000 mm</b>	<b>19</b>
-------------------	-----------

OM 542.966 ,

<b>851069-6</b>	<b>881069-6</b>	<b>901007-1</b>
45,60 x 9,00 x 144,85 x 30°	15,03 x 9,00 x 61,00   IN   EX	
<b>851071-6</b>		<b>901009-1</b>

45,50 x 9,00 x 145,00 x 30°

<b>861072-6</b>	<b>911002-8</b>	<b>971069-6</b>
41,10 x 9,00 x 144,85 x 45°	Ø 9,00	Roller

<b>861077-5</b>	
17,00 x 8,00 x 86,85 x 45°	

<b>861200-6</b>	
42,20 x 9,00 x 144,80 x 35°	

<b>132,000 mm</b>	<b>20</b>
-------------------	-----------

OM 471.900 , OM 471.902 ,

<b>851075-6</b>	<b>881006-4</b>	
45,00 x 9,50 x 240,00 x 20°	15,04 x 9,50 x 98,10   IN   EX	

<b>132,000 mm</b>	<b>21</b>
-------------------	-----------

OM 471.905 , OM 471.932 ,

<b>881006-4</b>	
15,04 x 9,50 x 98,10   IN   EX	















**siehe Motorenliste**  
**see engline list**  
**voir la liste des moteurs**  
**ver lista de motores**  
**см. список двигателей**  
**تالكر حطال قعوتق رظنا**

# SINOTRUK (CNHTC)



			ccm	kW			1 POS				ccm	kW			1 POS
MC09.38-50	120,000	5	8765	273 - 276 kW	D	1345	1	MC11.40-40	120,000	6	10518	294 kW	D	1345	1
MC09.40-50	120,000	5	8765	291 kW	D	1345	1	MC11.40-50	120,000	6	10518	294 kW	D	1345	1
MC11.32-40	120,000	6	10518	235 kW	D	1345	1	MC11.43-30	120,000	6	10518	316 kW	D	1345	1
MC11.36-40	120,000	6	10518	265 kW	D	1345	1	MC11.44-40	120,000	6	10518	324 kW	D	1345	1
MC11.36-50	120,000	6	10518	265 kW	D	1345	1	MC11.44-50	120,000	6	10518	324 kW	D	1345	1
MC11.39-30	120,000	6	10518	287 kW	D	1345	1	WD 615.47	126,000	6	9726	273 kW	D	1345	2



# SINOTRUK (CNHTC)



IN



IN



IN



EX



EX



EX



**120,000 mm**

**1**

MC09.38-50 , MC09.40-50 , MC11.32-40 , MC11.36-40 , MC11.36-50 , MC11.39-30 , MC11.40-40 , MC11.40-50 , MC11.43-30 , MC11.44-40 , MC11.44-50 ,

**911002-8**

Ø 9,00

**126,000 mm**

**2**







WD 615.47 ,

**855513-6**

55,00 x 11,00 x 159,00 x 35°






**865514-6**

50,00 x 11,00 x 158,35 x 45°








	 ENGINE	 00000	ccm		kW		 1 POS
CITIGO (NF1) 1.0 CNG	CPGA	11.12 - 08.19	999	G	50 kW	1365	14
CITIGO (NF1) 1.0	CHYA	10.11 - 08.19	999	B	44 kW	1364	10
CITIGO (NF1) 1.0	CHYB	10.11 - 08.19	999	B	55 kW	1364	10
CITIGO (NF1) 1.0	DAFA	10.11 - 08.19	999	B	44 kW	1364	13
FABIA I (6Y2) 1.0	AQV	12.99 - 08.02	996	B	37 kW	1363	4
FABIA I (6Y2) 1.0	ARV	12.99 - 08.02	996	B	37 kW	1363	4
FABIA I (6Y2) 1.2	AWY	07.01 - 04.07	1198	B	40 kW	1365	19
FABIA I (6Y2) 1.2	AZQ	01.03 - 03.08	1198	B	47 kW	1366	21
FABIA I (6Y2) 1.2	BMD	07.01 - 04.07	1198	B	40 kW	1366	20
FABIA I (6Y2) 1.2	BME	01.03 - 03.08	1198	B	47 kW	1366	21
FABIA I (6Y2) 1.4 16V	AUA	12.99 - 03.08	1390	B	55 kW	1366	21
FABIA I (6Y2) 1.4 16V	AUB	12.99 - 03.08	1390	B	74 kW	1366	21
FABIA I (6Y2) 1.4 16V	BBY	12.99 - 03.08	1390	B	55 kW	1366	21
FABIA I (6Y2) 1.4 16V	BBZ	12.99 - 03.08	1390	B	74 kW	1366	21
FABIA I (6Y2) 1.4 16V	BKY	12.99 - 03.08	1390	B	55 kW	1366	21
FABIA I (6Y2) 1.4 TDI	AMF	04.03 - 03.08	1422	D	55 kW	1367	30
FABIA I (6Y2) 1.4 TDI	BNM	10.05 - 03.08	1422	D	51 kW	1370	41
FABIA I (6Y2) 1.4 TDI	BNV	10.05 - 03.08	1422	D	59 kW	1370	41
FABIA I (6Y2) 1.4	AME	08.99 - 05.03	1397	B	50 kW	1365	15
FABIA I (6Y2) 1.4	AQW	08.99 - 05.03	1397	B	50 kW	1365	15
FABIA I (6Y2) 1.4	ATZ	08.99 - 05.03	1397	B	50 kW	1365	15
FABIA I (6Y2) 1.4	AZE	08.00 - 08.02	1397	B	44 kW	1365	15
FABIA I (6Y2) 1.4	AZF	08.00 - 08.02	1397	B	44 kW	1365	15
FABIA I (6Y2) 1.4	BUD	02.06 - 10.06	1390	B	59 kW	1366	21
FABIA I (6Y2) 1.9 SDI	ASY	12.99 - 03.08	1896	D	47 kW	1370	43
FABIA I (6Y2) 1.9 TDI RS	ASZ	06.03 - 03.08	1896	D	96 kW	1368	31
FABIA I (6Y2) 1.9 TDI RS	BLT	06.03 - 03.08	1896	D	96 kW	1370	40
FABIA I (6Y2) 1.9 TDI	ATD	01.00 - 03.08	1896	D	74 kW	1369	39
FABIA I (6Y2) 1.9 TDI	AXR	01.00 - 03.08	1896	D	74 kW	1371	47
FABIA I (6Y2) 2.0	AZL	12.99 - 03.08	1984	B	85 kW	1377	84
FABIA I Combi (6Y5) 1.0	ARV	11.00 - 08.02	996	B	37 kW	1363	4
FABIA I Combi (6Y5) 1.2	AWY	07.01 - 12.07	1198	B	40 kW	1365	19
FABIA I Combi (6Y5) 1.2	AZQ	01.03 - 12.07	1198	B	47 kW	1366	21
FABIA I Combi (6Y5) 1.2	BMD	07.01 - 12.07	1198	B	40 kW	1366	20
FABIA I Combi (6Y5) 1.2	BME	01.03 - 12.07	1198	B	47 kW	1366	21
FABIA I Combi (6Y5) 1.4 16V	AUA	05.00 - 12.07	1390	B	55 kW	1366	21
FABIA I Combi (6Y5) 1.4 16V	AUB	04.00 - 12.07	1390	B	74 kW	1366	21
FABIA I Combi (6Y5) 1.4 16V	BBY	05.00 - 12.07	1390	B	55 kW	1366	21
FABIA I Combi (6Y5) 1.4 16V	BBZ	04.00 - 12.07	1390	B	74 kW	1366	21
FABIA I Combi (6Y5) 1.4 16V	BKY	05.00 - 12.07	1390	B	55 kW	1366	21
FABIA I Combi (6Y5) 1.4 16V	BUD	04.06 - 12.07	1390	B	59 kW	1366	21
FABIA I Combi (6Y5) 1.4 TDI	AMF	04.03 - 12.07	1422	D	55 kW	1367	30
FABIA I Combi (6Y5) 1.4 TDI	BNM	10.05 - 12.07	1422	D	51 kW	1370	41
FABIA I Combi (6Y5) 1.4 TDI	BNV	10.05 - 12.07	1422	D	59 kW	1370	41
FABIA I Combi (6Y5) 1.4	AME	04.00 - 05.03	1397	B	50 kW	1365	15
FABIA I Combi (6Y5) 1.4	AQW	04.00 - 05.03	1397	B	50 kW	1365	15
FABIA I Combi (6Y5) 1.4	ATZ	04.00 - 05.03	1397	B	50 kW	1365	15
FABIA I Combi (6Y5) 1.4	AZE	04.00 - 03.03	1397	B	44 kW	1365	15
FABIA I Combi (6Y5) 1.4	AZF	04.00 - 03.03	1397	B	44 kW	1365	15
FABIA I Combi (6Y5) 1.9 SDI	ASY	04.00 - 12.07	1896	D	47 kW	1370	43
FABIA I Combi (6Y5) 1.9 TDI	ATD	04.00 - 12.07	1896	D	74 kW	1369	39
FABIA I Combi (6Y5) 1.9 TDI	AXR	04.00 - 12.07	1896	D	74 kW	1371	47
FABIA I Combi (6Y5) 2.0	AZL	04.00 - 12.07	1984	B	85 kW	1377	84
FABIA I Praktik (6Y5) 1.2	AWY	07.01 - 12.07	1198	B	40 kW	1365	19
FABIA I Praktik (6Y5) 1.2	AZQ	01.03 - 12.07	1198	B	47 kW	1366	21
FABIA I Praktik (6Y5) 1.2	BMD	07.01 - 12.07	1198	B	40 kW	1366	20
FABIA I Praktik (6Y5) 1.2	BME	01.03 - 12.07	1198	B	47 kW	1366	21
FABIA I Praktik (6Y5) 1.4 TDI	AMF	08.04 - 10.05	1422	D	55 kW	1367	30
FABIA I Praktik (6Y5) 1.4 TDI	BNM	10.05 - 12.07	1422	D	51 kW	1370	41
FABIA I Praktik (6Y5) 1.4	AME	07.01 - 05.03	1397	B	50 kW	1365	15
FABIA I Praktik (6Y5) 1.4	AQW	07.01 - 05.03	1397	B	50 kW	1365	15
FABIA I Praktik (6Y5) 1.4	ATZ	07.01 - 05.03	1397	B	50 kW	1365	15








FABIA I Praktik (6Y5) 1.4	AZE	04.00 - 03.03	1397	B	44 kW	1365	15
FABIA I Praktik (6Y5) 1.4	AZF	04.00 - 03.03	1397	B	44 kW	1365	15
FABIA I Praktik (6Y5) 1.4	BKY	05.04 - 12.07	1390	B	55 kW	1366	21
FABIA I Praktik (6Y5) 1.9 SDI	ASY	07.01 - 12.07	1896	D	47 kW	1370	43
FABIA I Praktik (6Y5) 1.9 TDI	ATD	01.00 - 12.07	1896	D	74 kW	1369	39
FABIA I Praktik (6Y5) 1.9 TDI	AXR	01.00 - 12.07	1896	D	74 kW	1371	47
FABIA I Stufenheck (6Y3) 1.0	AQV	11.00 - 08.02	996	B	37 kW	1363	4
FABIA I Stufenheck (6Y3) 1.0	ARV	11.00 - 08.02	996	B	37 kW	1363	4
FABIA I Stufenheck (6Y3) 1.2	AWY	07.01 - 12.07	1198	B	40 kW	1365	19
FABIA I Stufenheck (6Y3) 1.2	AZQ	01.03 - 12.07	1198	B	47 kW	1366	21
FABIA I Stufenheck (6Y3) 1.2	BMD	07.01 - 12.07	1198	B	40 kW	1366	20
FABIA I Stufenheck (6Y3) 1.2	BME	01.03 - 12.07	1198	B	47 kW	1366	21
FABIA I Stufenheck (6Y3) 1.4 16V	AUA	10.99 - 12.07	1390	B	55 kW	1366	21
FABIA I Stufenheck (6Y3) 1.4 16V	AUB	12.99 - 12.07	1390	B	74 kW	1366	21
FABIA I Stufenheck (6Y3) 1.4 16V	BBY	10.99 - 12.07	1390	B	55 kW	1366	21
FABIA I Stufenheck (6Y3) 1.4 16V	BBZ	12.99 - 12.07	1390	B	74 kW	1366	21
FABIA I Stufenheck (6Y3) 1.4 16V	BKY	10.99 - 12.07	1390	B	55 kW	1366	21
FABIA I Stufenheck (6Y3) 1.4 16V	BUD	04.06 - 12.07	1390	B	59 kW	1366	21
FABIA I Stufenheck (6Y3) 1.4 TDI	AMF	04.03 - 12.07	1422	D	55 kW	1367	30
FABIA I Stufenheck (6Y3) 1.4 TDI	BNM	10.05 - 12.07	1422	D	51 kW	1370	41
FABIA I Stufenheck (6Y3) 1.4 TDI	BNV	10.05 - 12.07	1422	D	59 kW	1370	41
FABIA I Stufenheck (6Y3) 1.4	AME	07.01 - 05.03	1397	B	50 kW	1365	15
FABIA I Stufenheck (6Y3) 1.4	AQW	07.01 - 05.03	1397	B	50 kW	1365	15
FABIA I Stufenheck (6Y3) 1.4	ATZ	07.01 - 05.03	1397	B	50 kW	1365	15
FABIA I Stufenheck (6Y3) 1.4	AZE	04.00 - 08.02	1397	B	44 kW	1365	15
FABIA I Stufenheck (6Y3) 1.4	AZF	04.00 - 08.02	1397	B	44 kW	1365	15
FABIA I Stufenheck (6Y3) 1.9 SDI	ASY	11.99 - 12.07	1896	D	47 kW	1370	43
FABIA I Stufenheck (6Y3) 1.9 TDI	ATD	01.00 - 12.07	1896	D	74 kW	1369	39
FABIA I Stufenheck (6Y3) 1.9 TDI	AXR	01.00 - 12.07	1896	D	74 kW	1371	47
FABIA I Stufenheck (6Y3) 2.0	AZL	12.99 - 12.07	1984	B	85 kW	1377	84
FABIA II (542) 1.2 12V	CGPB	11.11 - 12.14	1198	B	44 kW	1366	21
FABIA II (542) 1.2 12V	CJLA	10.10 - 12.14	1198	B	55 kW	1366	23
FABIA II (542) 1.2 LPG	CGPA	07.07 - 11.14	1198	B/G	51 kW	1366	21
FABIA II (542) 1.2 LPG	CHFA	03.09 - 11.11	1198	B/G	44 kW	1366	20
FABIA II (542) 1.2 TDI	CFWA	05.10 - 12.14	1199	D	55 kW	1370	42
FABIA II (542) 1.2 TSI	CBZA	03.10 - 12.14	1197	B	63 kW	1363	1
FABIA II (542) 1.2 TSI	CBZB	03.10 - 12.14	1197	B	77 kW	1363	2
FABIA II (542) 1.2	BBM	12.06 - 12.14	1198	B	44 kW	1366	20
FABIA II (542) 1.2	BZG	01.07 - 12.14	1198	B	51 kW	1366	21
FABIA II (542) 1.2	CEVA	01.07 - 12.14	1198	B	51 kW	1366	21
FABIA II (542) 1.2	CGPA	01.07 - 12.14	1198	B	51 kW	1366	21
FABIA II (542) 1.2	CHFA	12.06 - 12.14	1198	B	44 kW	1366	20
FABIA II (542) 1.2	CHTA	01.07 - 12.14	1198	B	51 kW	1366	21
FABIA II (542) 1.4 LPG	BXW	01.07 - 11.14	1390	B/G	63 kW	1366	21
FABIA II (542) 1.4 LPG	CGGB	01.07 - 11.14	1390	B/G	63 kW	1366	21
FABIA II (542) 1.4 TDI	BMS	01.07 - 03.10	1422	D	59 kW	1370	41
FABIA II (542) 1.4 TDI	BNM	02.07 - 06.11	1422	D	51 kW	1370	41
FABIA II (542) 1.4 TDI	BNV	01.07 - 03.10	1422	D	59 kW	1370	41
FABIA II (542) 1.4 TSI RS	CAVE	05.10 - 12.14	1390	B	132 kW	1366	21
FABIA II (542) 1.4 TSI RS	CTHE	05.10 - 12.14	1390	B	132 kW	1366	21
FABIA II (542) 1.4	BXW	01.07 - 12.14	1390	B	63 kW	1366	21
FABIA II (542) 1.4	CGGB	01.07 - 12.14	1390	B	63 kW	1366	21
FABIA II (542) 1.6 TDI	CAYA	04.10 - 12.14	1598	D	55 kW	1371	48
FABIA II (542) 1.6 TDI	CAYB	03.10 - 12.14	1598	D	66 kW	1371	48
FABIA II (542) 1.6 TDI	CAYC	03.10 - 12.14	1598	D	77 kW	1371	48
FABIA II (542) 1.6	BTS	04.07 - 12.14	1598	B	77 kW	1366	21
FABIA II (542) 1.6	CFNA	04.07 - 12.14	1598	B	77 kW	1366	21
FABIA II (542) 1.6	CLSA	04.07 - 12.14	1598	B	77 kW	1366	21
FABIA II (542) 1.9 TDI	BLS	04.07 - 03.10	1896	D	77 kW	1368	33
FABIA II (542) 1.9 TDI	BSW	04.07 - 03.10	1896	D	77 kW	1371	46
FABIA II Combi (545) 1.2 12V	CGPB	11.11 - 12.14	1198	B	44 kW	1366	21
FABIA II Combi (545) 1.2 LPG	CGPA	10.07 - 11.14	1198	B/G	51 kW	1366	21

			<b>ccm</b>		<b>kw</b>		<b>1</b> <b>POS</b>
FABIA II Combi (545) 1.2 LPG	CHFA	03.09 - 11.11	1198	B/G	44 kW	1366	20
FABIA II Combi (545) 1.2 TDI	CFWA	05.10 - 12.14	1199	D	55 kW	1370	42
FABIA II Combi (545) 1.2 TSI	CBZA	03.10 - 12.14	1197	B	63 kW	1363	1
FABIA II Combi (545) 1.2 TSI	CBZB	03.10 - 12.14	1197	B	77 kW	1363	2
FABIA II Combi (545) 1.2	BBM	10.07 - 11.14	1198	B	44 kW	1366	20
FABIA II Combi (545) 1.2	BZG	10.07 - 12.14	1198	B	51 kW	1366	21
FABIA II Combi (545) 1.2	CEVA	10.07 - 12.14	1198	B	51 kW	1366	21
FABIA II Combi (545) 1.2	CGPA	10.07 - 12.14	1198	B	51 kW	1366	21
FABIA II Combi (545) 1.2	CHFA	10.07 - 11.14	1198	B	44 kW	1366	20
FABIA II Combi (545) 1.2	CHTA	10.07 - 12.14	1198	B	51 kW	1366	21
FABIA II Combi (545) 1.4 LPG	BXW	10.07 - 11.14	1390	B/G	63 kW	1366	21
FABIA II Combi (545) 1.4 LPG	CGGB	10.07 - 11.14	1390	B/G	63 kW	1366	21
FABIA II Combi (545) 1.4 TDI	BMS	10.07 - 03.10	1422	D	59 kW	1370	41
FABIA II Combi (545) 1.4 TDI	BNM	10.07 - 03.10	1422	D	51 kW	1370	41
FABIA II Combi (545) 1.4 TDI	BNV	10.07 - 03.10	1422	D	59 kW	1370	41
FABIA II Combi (545) 1.4 TSI RS	CAVE	05.10 - 12.14	1390	B	132 kW	1366	21
FABIA II Combi (545) 1.4 TSI RS	CTHE	05.10 - 12.14	1390	B	132 kW	1366	21
FABIA II Combi (545) 1.4	BXW	10.07 - 12.14	1390	B	63 kW	1366	21
FABIA II Combi (545) 1.4	CGGB	10.07 - 12.14	1390	B	63 kW	1366	21
FABIA II Combi (545) 1.6 TDI	CAYA	04.10 - 12.14	1598	D	55 kW	1371	48
FABIA II Combi (545) 1.6 TDI	CAYB	03.10 - 12.14	1598	D	66 kW	1371	48
FABIA II Combi (545) 1.6 TDI	CAYC	03.10 - 12.14	1598	D	77 kW	1371	48
FABIA II Combi (545) 1.6	BTS	10.07 - 12.14	1598	B	77 kW	1366	21
FABIA II Combi (545) 1.6	CFNA	10.07 - 12.14	1598	B	77 kW	1366	21
FABIA II Combi (545) 1.9 TDI	BLS	10.07 - 03.10	1896	D	77 kW	1368	33
FABIA II Combi (545) 1.9 TDI	BSW	10.07 - 03.10	1896	D	77 kW	1371	46
FABIA III (NJ3) 1.0 TSI	CHZB	08.14 - 06.21	999	B	70 kW	1363	5
FABIA III (NJ3) 1.0 TSI	CHZC	08.14 - 06.21	999	B	81 kW	1364	12
FABIA III (NJ3) 1.0	CHYA	08.14 - 06.21	999	B	44 kW	1364	10
FABIA III (NJ3) 1.0	CHYB	08.14 - 06.21	999	B	55 kW	1364	10
FABIA III (NJ3) 1.0	CHYE	08.14 - 06.21	999	B	44 kW	1364	11
FABIA III (NJ3) 1.2 TSI	CJZC	08.14 - 06.21	1197	B	66 kW	1363	3
FABIA III (NJ3) 1.2 TSI	CJZD	08.14 - 06.21	1197	B	81 kW	1363	3
FABIA III (NJ3) 1.4 TDI	CUSA	05.15 - 06.21	1422	D	55 kW	1368	35
FABIA III (NJ3) 1.4 TDI	CUSB	08.14 - 06.21	1422	D	66 kW	1371	51
FABIA III (NJ3) 1.4 TDI	CUTA	08.14 - 06.21	1422	D	77 kW	1371	51
FABIA III (NJ3) 1.4 TSI R5	CZCA	02.18 - 06.21	1395	B	92 kW	1364	12
FABIA III (NJ3) 1.6	CWVA	01.15 - 06.21	1598	B	81 kW	1365	17
FABIA III (NJ3) 1.6	CWVB	08.14 - 06.21	1598	B	66 kW	1365	17
FABIA III Kombi (NJ5) 1.0 TSI	CHZB	08.14	999	B	70 kW	1363	5
FABIA III Kombi (NJ5) 1.0 TSI	CHZC	08.14	999	B	81 kW	1364	12
FABIA III Kombi (NJ5) 1.0	CHYA	10.14	999	B	44 kW	1364	10
FABIA III Kombi (NJ5) 1.0	CHYB	10.14	999	B	55 kW	1364	10
FABIA III Kombi (NJ5) 1.0	CHYE	10.14	999	B	44 kW	1364	11
FABIA III Kombi (NJ5) 1.2 TSI	CJZC	10.14	1197	B	66 kW	1363	3
FABIA III Kombi (NJ5) 1.2 TSI	CJZD	10.14	1197	B	81 kW	1363	3
FABIA III Kombi (NJ5) 1.4 TDI	CUSA	05.15	1422	D	55 kW	1368	35
FABIA III Kombi (NJ5) 1.4 TDI	CUSB	10.14	1422	D	66 kW	1371	51
FABIA III Kombi (NJ5) 1.4 TDI	CUTA	10.14	1422	D	77 kW	1371	51
FABIA III Kombi (NJ5) 1.6	CWVA	01.15	1598	B	81 kW	1365	17
FABIA III Kombi (NJ5) 1.6	CWVB	10.14	1598	B	66 kW	1365	17
FABIA IV (PJ3) 1.0 MPI	DSGA	08.21	999	B	48 kW	1364	11
FABIA IV (PJ3) 1.0 MPI	DSGD	06.21	999	B	59 kW	1364	11
FABIA IV (PJ3) 1.0 TSI	DLAA	06.21	999	B	81 kW	1364	8
FABIA IV (PJ3) 1.0 TSI	DLAC	06.21	999	B	70 kW	1364	8
FABIA IV (PJ3) 1.5 TSI	DPCA	11.21	1498	B	110 kW	1364	9
FABIA IV (PJ3) 1.6	DWYA	06.21	1598	B	81 kW	1366	24
FAVORIT (781) 1.3 (781)	136B	01.94 - 09.94	1289	B	50 kW	1365	16
FAVORIT (781) 1.3 (781)	781.136I50	01.94 - 09.94	1289	B	50 kW	1365	16
FAVORIT (781) 1.3 135 X, LX, GLX (781)	781.135B	01.90 - 09.94	1289	B	40 kW	1365	16
FAVORIT (781) 1.3 135 X, LX, GLX (781)	781.135E	01.90 - 09.94	1289	B	40 kW	1365	16
FAVORIT (781) 1.3 135 X, LX, GLX (781)	781.135I40	01.90 - 09.94	1289	B	40 kW	1365	16










							
FAVORIT (781) 1.3 136 (781)	136 L	10.90 - 09.94	1289	B	45 kW	1365	16
FAVORIT Forman (785) 1.3 (135 E)	781.135E	10.90 - 06.95	1289	B	40 kW	1365	16
FAVORIT Forman (785) 1.3 (135 E)	781.135I40	10.90 - 06.95	1289	B	40 kW	1365	16
FAVORIT Forman (785) 1.3 (135)	135	01.93 - 12.93	1289	B	43 kW	1365	16
FAVORIT Forman (785) 1.3 (136)	OHC	06.88 - 06.95	1289	B	45 kW	1365	16
FAVORIT Forman (785) 1.3	136B	01.94 - 06.95	1289	B	50 kW	1365	16
FAVORIT Forman (785) 1.3	781.136I50	01.94 - 06.95	1289	B	50 kW	1365	16
FAVORIT Pick-up (787) 1.3	135B	12.92 - 06.97	1289	B	40 kW	1365	16
FAVORIT Pick-up (787) 1.3	135I	12.92 - 06.97	1289	B	40 kW	1365	16
FAVORIT Pick-up (787) 1.3	135	12.92 - 06.97	1289	B	40 kW	1365	16
FAVORIT Pick-up (787) 1.3	136 I	12.92 - 06.97	1289	B	50 kW	1365	16
FAVORIT Pick-up (787) 1.3	136B	12.92 - 06.97	1289	B	50 kW	1365	16
FAVORIT Pick-up (787) 1.3	136	06.92 - 09.93	1289	B	46 kW	1365	16
FELICIA Cube Van (6U5) 1.3	135L	11.95 - 11.00	1289	B	43 kW	1365	16
FELICIA Cube Van (6U5) 1.3	AMH	03.97 - 06.98	1289	B	50 kW	1365	16
FELICIA Cube Van (6U5) 1.3	AMJ	11.95 - 11.00	1289	B	43 kW	1365	16
FELICIA Cube Van (6U5) 1.6	AEE	06.98 - 12.01	1598	B	55 kW	1365	18
FELICIA Cube Van (6U5) 1.9 D	AEF	03.97 - 12.01	1896	D	47 kW	1369	36
FELICIA I (6U1) 1.3	135B	10.94 - 03.98	1289	B	40 kW	1365	16
FELICIA I (6U1) 1.3	135L	10.94 - 03.98	1289	B	43 kW	1365	16
FELICIA I (6U1) 1.3	136B	10.94 - 03.98	1289	B	50 kW	1365	16
FELICIA I (6U1) 1.3	AMG	10.94 - 03.98	1289	B	40 kW	1365	16
FELICIA I (6U1) 1.3	AMH	10.94 - 03.98	1289	B	50 kW	1365	16
FELICIA I (6U1) 1.3	AMJ	10.94 - 03.98	1289	B	43 kW	1365	16
FELICIA I (6U1) 1.6	AEE	08.95 - 03.98	1598	B	55 kW	1365	18
FELICIA I (6U1) 1.9 D	AEF	10.95 - 03.98	1896	D	47 kW	1369	36
FELICIA I Kombi (6U5) 1.3	135B	08.95 - 03.98	1289	B	40 kW	1365	16
FELICIA I Kombi (6U5) 1.3	135L	08.95 - 03.98	1289	B	43 kW	1365	16
FELICIA I Kombi (6U5) 1.3	136B	08.95 - 03.98	1289	B	50 kW	1365	16
FELICIA I Kombi (6U5) 1.3	AMG	08.95 - 03.98	1289	B	40 kW	1365	16
FELICIA I Kombi (6U5) 1.3	AMH	08.95 - 03.98	1289	B	50 kW	1365	16
FELICIA I Kombi (6U5) 1.3	AMJ	08.95 - 03.98	1289	B	43 kW	1365	16
FELICIA I Kombi (6U5) 1.6	AEE	08.95 - 03.98	1598	B	55 kW	1365	18
FELICIA I Kombi (6U5) 1.9 D	AEF	10.95 - 03.98	1896	D	47 kW	1369	36
FELICIA I Pick-up (6UF, 6U7) 1.3	135B	06.97 - 04.02	1289	B	40 kW	1365	16
FELICIA I Pick-up (6UF, 6U7) 1.3	135M	06.97 - 04.02	1289	B	40 kW	1365	16
FELICIA I Pick-up (6UF, 6U7) 1.3	136B	06.97 - 04.02	1289	B	50 kW	1365	16
FELICIA I Pick-up (6UF, 6U7) 1.3	136M	06.97 - 04.02	1289	B	50 kW	1365	16
FELICIA I Pick-up (6UF, 6U7) 1.3	AMG	06.97 - 04.02	1289	B	40 kW	1365	16
FELICIA I Pick-up (6UF, 6U7) 1.3	AMH	06.97 - 04.02	1289	B	50 kW	1365	16
FELICIA I Pick-up (6UF, 6U7) 1.3	AMJ	10.95 - 04.02	1289	B	43 kW	1365	16
FELICIA I Pick-up (6UF, 6U7) 1.6	AEE	06.97 - 04.02	1598	B	55 kW	1365	18
FELICIA I Pick-up (6UF, 6U7) 1.9 D	AEF	06.97 - 04.02	1896	D	47 kW	1369	36
FELICIA II (6U1) 1.3	AMG	01.98 - 06.01	1289	B	40 kW	1365	16
FELICIA II (6U1) 1.3	AMH	01.98 - 06.01	1289	B	50 kW	1365	16
FELICIA II (6U1) 1.3	AMJ	01.98 - 06.01	1289	B	43 kW	1365	16
FELICIA II (6U1) 1.6	AEE	01.98 - 06.01	1598	B	55 kW	1365	18
FELICIA II (6U1) 1.9 D	AEF	01.98 - 06.01	1896	D	47 kW	1369	36
FELICIA II Kombi (6U5) 1.3	781.136B	08.96 - 06.01	1289	B	50 kW	1365	16
FELICIA II Kombi (6U5) 1.3	781.136M	08.96 - 06.01	1289	B	50 kW	1365	16
FELICIA II Kombi (6U5) 1.3	AMH	08.96 - 06.01	1289	B	50 kW	1365	16
FELICIA II Kombi (6U5) 1.6	AEE	01.98 - 06.01	1598	B	55 kW	1365	18
FELICIA II Kombi (6U5) 1.9 D	AEF	01.98 - 06.01	1896	D	47 kW	1369	36
KAMIQ (NW4) 1.0 TGI CNG	DBYA	11.19	999	B/G	66 kW	1363	6
KAMIQ (NW4) 1.0 TSI	DKJA	07.19	999	B	85 kW	1363	6
KAMIQ (NW4) 1.0 TSI	DKLA	07.19	999	B	70 kW	1363	5
KAMIQ (NW4) 1.0 TSI	DKRF	07.19	999	B	85 kW	1364	7
KAMIQ (NW4) 1.0 TSI	DLAA	08.20	999	B	81 kW	1364	8
KAMIQ (NW4) 1.0 TSI	DLAC	07.19	999	B	70 kW	1364	8
KAMIQ (NW4) 1.5 TSI	DADA	07.19	1498	B	110 kW	1364	9
KAMIQ (NW4) 1.5 TSI	DADA	07.19	1498	B	110 kW	1364	9
KAMIQ (NW4) 1.5 TSI	DPCA	07.19	1498	B	110 kW	1364	9

			<b>ccm</b>		<b>kw</b>		<b>1 POS</b>
KAMIQ (NW4) 1.6 SRE	CWVA	07.19	1598	B	81 kW	1365	17
KAMIQ (NW4) 1.6 SRE	DWYA	07.19	1598	B	81 kW	1366	24
KAMIQ (NW4) 1.6 TDI	DGTA	07.19	1598	D	85 kW	1371	52
KAMIQ (NW4) 1.6 TDI	DGTD	09.19	1598	D	70 kW	1371	50
KAROQ (NU7, ND7) 1.0 TSI	CHZJ	07.17	999	B	85 kW	1363	5
KAROQ (NU7, ND7) 1.0 TSI	DKRF	07.17	999	B	85 kW	1364	7
KAROQ (NU7, ND7) 1.0 TSI	DLAA	09.20	999	B	81 kW	1364	8
KAROQ (NU7, ND7) 1.4 TSI 4x4	CZEA	09.19	1395	B	110 kW	1364	12
KAROQ (NU7, ND7) 1.4 TSI	CZEA	07.17	1395	B	110 kW	1364	12
KAROQ (NU7, ND7) 1.4 TSI	DJKA	07.17	1395	B	110 kW	1363	6
KAROQ (NU7, ND7) 1.5 TSI 4x4	DADA	07.17	1498	B	110 kW	1364	9
KAROQ (NU7, ND7) 1.5 TSI 4x4	DPCA	07.17	1498	B	110 kW	1364	9
KAROQ (NU7, ND7) 1.5 TSI	DADA	07.17	1498	B	110 kW	1364	9
KAROQ (NU7, ND7) 1.5 TSI	DPCA	07.17	1498	B	110 kW	1364	9
KAROQ (NU7, ND7) 1.6 SRE	CWVA	07.17	1598	B	81 kW	1365	17
KAROQ (NU7, ND7) 1.6 SRE	DWYA	07.17	1598	B	81 kW	1366	24
KAROQ (NU7, ND7) 1.6 TDI	DDYA	07.17	1598	D	85 kW	1371	51
KAROQ (NU7, ND7) 1.6 TDI	DGTE	07.17	1598	D	85 kW	1368	35
KAROQ (NU7, ND7) 2.0 TDI 4x4	CRVC	07.18	1968	D	105 kW	1375	73
KAROQ (NU7, ND7) 2.0 TDI 4x4	DFFA	07.17	1968	D	110 kW	1376	77
KAROQ (NU7, ND7) 2.0 TDI 4x4	DFHA	07.17	1968	D	140 kW	1374	63
KAROQ (NU7, ND7) 2.0 TDI	DFFA	07.17	1968	D	110 kW	1376	77
KAROQ (NU7, ND7) 2.0 TSI 4x4	DKZA	04.19	1984	B	140 kW	1377	83
KAROQ (NU7, ND7) 2.0 TSI 4x4	DNNA	04.19	1984	B	140 kW	1378	93
KODIAQ (NS7, NV7, NS6) 1.4 TSI 4x4	CZDA	10.16	1395	B	110 kW	1364	12
KODIAQ (NS7, NV7, NS6) 1.4 TSI 4x4	CZEA	10.16	1395	B	110 kW	1364	12
KODIAQ (NS7, NV7, NS6) 1.4 TSI	CZCA	10.16	1395	B	92 kW	1364	12
KODIAQ (NS7, NV7, NS6) 1.4 TSI	CZDA	10.16	1395	B	110 kW	1364	12
KODIAQ (NS7, NV7, NS6) 1.4 TSI	CZDB	10.16	1395	B	92 kW	1364	12
KODIAQ (NS7, NV7, NS6) 1.4 TSI	CZEA	10.16	1395	B	110 kW	1364	12
KODIAQ (NS7, NV7, NS6) 1.5 TSI 4x4	DADA	07.18	1498	B	110 kW	1364	9
KODIAQ (NS7, NV7, NS6) 1.5 TSI 4x4	DPCA	07.18	1498	B	110 kW	1364	9
KODIAQ (NS7, NV7, NS6) 1.5 TSI	DADA	07.18	1498	B	110 kW	1364	9
KODIAQ (NS7, NV7, NS6) 1.5 TSI	DPCA	07.18	1498	B	110 kW	1364	9
KODIAQ (NS7, NV7, NS6) 2.0 RS 4x4	DNPA	06.21	1984	B	180 kW	1378	93
KODIAQ (NS7, NV7, NS6) 2.0 RS Bi-TDI 4x4	CUAA	11.18	1968	D	176 kW	1375	71
KODIAQ (NS7, NV7, NS6) 2.0 TDI 4x4	CRGB	04.17	1968	D	130 kW	1376	76
KODIAQ (NS7, NV7, NS6) 2.0 TDI 4x4	DBGC	10.16	1968	D	110 kW	1376	75
KODIAQ (NS7, NV7, NS6) 2.0 TDI 4x4	DFGA	10.16	1968	D	110 kW	1374	63
KODIAQ (NS7, NV7, NS6) 2.0 TDI 4x4	DFHA	10.16	1968	D	140 kW	1374	63
KODIAQ (NS7, NV7, NS6) 2.0 TDI	DBGC	10.16	1968	D	110 kW	1376	75
KODIAQ (NS7, NV7, NS6) 2.0 TDI	DFGA	10.16	1968	D	110 kW	1374	63
KODIAQ (NS7, NV7, NS6) 2.0 TSI 4x4	CZPA	10.16	1984	B	132 kW	1378	94
KODIAQ (NS7, NV7, NS6) 2.0 TSI 4x4	DKZA	02.19	1984	B	140 kW	1377	83
KODIAQ (NS7, NV7, NS6) 2.0 TSI 4x4	DNNA	02.19	1984	B	140 kW	1378	93
OCTAVIA I (1U2) 1.4 16V	AXP	09.00 - 12.10	1390	B	55 kW	1366	21
OCTAVIA I (1U2) 1.4 16V	BCA	09.00 - 12.10	1390	B	55 kW	1366	21
OCTAVIA I (1U2) 1.4	AMD	04.99 - 03.01	1397	B	44 kW	1365	15
OCTAVIA I (1U2) 1.6	AEE	09.96 - 09.04	1598	B	55 kW	1365	18
OCTAVIA I (1U2) 1.6	AEH	02.97 - 12.07	1595	B	74 kW	1374	64
OCTAVIA I (1U2) 1.6	AKL	02.97 - 12.07	1595	B	74 kW	1374	64
OCTAVIA I (1U2) 1.6	AVU	11.00 - 12.10	1595	B	75 kW	1374	66
OCTAVIA I (1U2) 1.6	BFQ	11.00 - 12.10	1595	B	75 kW	1374	66
OCTAVIA I (1U2) 1.8 T 4x4	ARX	05.01 - 05.06	1781	B	110 kW	1374	65
OCTAVIA I (1U2) 1.8 T	AGU	08.97 - 12.10	1781	B	110 kW	1374	65
OCTAVIA I (1U2) 1.8 T	ARX	08.97 - 12.10	1781	B	110 kW	1374	65
OCTAVIA I (1U2) 1.8 T	ARZ	08.97 - 12.10	1781	B	110 kW	1374	65
OCTAVIA I (1U2) 1.8 T	AUM	08.97 - 12.10	1781	B	110 kW	1374	65
OCTAVIA I (1U2) 1.8	AGN	09.96 - 07.00	1781	B	92 kW	1373	59
OCTAVIA I (1U2) 1.9 SDI	AGP	06.97 - 12.03	1896	D	50 kW	1369	38
OCTAVIA I (1U2) 1.9 SDI	AQM	06.97 - 12.03	1896	D	50 kW	1370	43
OCTAVIA I (1U2) 1.9 TDI	AGR	09.96 - 03.10	1896	D	66 kW	1367	29

















OCTAVIA I (1U2) 1.9 TDI	AHF	08.97 - 01.06	1896	D	81 kW	1367	29
OCTAVIA I (1U2) 1.9 TDI	ALH	09.96 - 03.10	1896	D	66 kW	1367	29
OCTAVIA I (1U2) 1.9 TDI	ASV	08.97 - 01.06	1896	D	81 kW	1367	29
OCTAVIA I (1U2) 1.9 TDI	ASZ	09.02 - 09.04	1896	D	96 kW	1368	31
OCTAVIA I (1U2) 1.9 TDI	AXR	10.05 - 12.10	1896	D	74 kW	1371	47
OCTAVIA I (1U2) 2.0	AEG	04.99 - 05.07	1984	B	85 kW	1377	84
OCTAVIA I (1U2) 2.0	APK	04.99 - 05.07	1984	B	85 kW	1377	84
OCTAVIA I (1U2) 2.0	AQY	04.99 - 05.07	1984	B	85 kW	1377	84
OCTAVIA I (1U2) 2.0	AZH	04.99 - 05.07	1984	B	85 kW	1377	84
OCTAVIA I (1U2) 2.0	AZJ	04.99 - 05.07	1984	B	85 kW	1377	84
OCTAVIA I (1U2) RS 1.8 T	AUQ	05.01 - 01.06	1781	B	132 kW	1374	65
OCTAVIA I Combi (1U5) 1.4 16V	AXP	08.00 - 12.10	1390	B	55 kW	1366	21
OCTAVIA I Combi (1U5) 1.4 16V	BCA	08.00 - 12.10	1390	B	55 kW	1366	21
OCTAVIA I Combi (1U5) 1.6	AEE	07.98 - 09.04	1598	B	55 kW	1365	18
OCTAVIA I Combi (1U5) 1.6	AEH	07.98 - 12.07	1595	B	74 kW	1374	64
OCTAVIA I Combi (1U5) 1.6	AKL	07.98 - 12.07	1595	B	74 kW	1374	64
OCTAVIA I Combi (1U5) 1.6	AVU	09.00 - 12.10	1595	B	75 kW	1374	66
OCTAVIA I Combi (1U5) 1.6	BFQ	09.00 - 12.10	1595	B	75 kW	1374	66
OCTAVIA I Combi (1U5) 1.8 20V	AGN	07.98 - 07.00	1781	B	92 kW	1373	59
OCTAVIA I Combi (1U5) 1.8 T 4x4	ARX	05.01 - 05.06	1781	B	110 kW	1374	65
OCTAVIA I Combi (1U5) 1.8 T	AGU	07.98 - 12.10	1781	B	110 kW	1374	65
OCTAVIA I Combi (1U5) 1.8 T	ARX	07.98 - 12.10	1781	B	110 kW	1374	65
OCTAVIA I Combi (1U5) 1.8 T	ARZ	07.98 - 12.10	1781	B	110 kW	1374	65
OCTAVIA I Combi (1U5) 1.8 T	AUM	07.98 - 12.10	1781	B	110 kW	1374	65
OCTAVIA I Combi (1U5) 1.9 SDI	AGP	07.98 - 12.03	1896	D	50 kW	1369	38
OCTAVIA I Combi (1U5) 1.9 SDI	AQM	07.98 - 12.03	1896	D	50 kW	1370	43
OCTAVIA I Combi (1U5) 1.9 TDI 4x4	AGR	11.99 - 02.06	1896	D	66 kW	1367	29
OCTAVIA I Combi (1U5) 1.9 TDI 4x4	ATD	09.00 - 01.06	1896	D	74 kW	1369	39
OCTAVIA I Combi (1U5) 1.9 TDI	AGR	07.98 - 03.10	1896	D	66 kW	1367	29
OCTAVIA I Combi (1U5) 1.9 TDI	AHF	07.98 - 01.06	1896	D	81 kW	1367	29
OCTAVIA I Combi (1U5) 1.9 TDI	ALH	07.98 - 03.10	1896	D	66 kW	1367	29
OCTAVIA I Combi (1U5) 1.9 TDI	ASV	07.98 - 01.06	1896	D	81 kW	1367	29
OCTAVIA I Combi (1U5) 1.9 TDI	ASZ	09.02 - 09.04	1896	D	96 kW	1368	31
OCTAVIA I Combi (1U5) 1.9 TDI	ATD	08.00 - 12.10	1896	D	74 kW	1369	39
OCTAVIA I Combi (1U5) 1.9 TDI	AXR	08.00 - 12.10	1896	D	74 kW	1371	47
OCTAVIA I Combi (1U5) 2.0 4x4	AZH	08.00 - 09.04	1984	B	85 kW	1377	84
OCTAVIA I Combi (1U5) 2.0 4x4	AZJ	08.00 - 09.04	1984	B	85 kW	1377	84
OCTAVIA I Combi (1U5) 2.0	AEG	04.99 - 05.07	1984	B	85 kW	1377	84
OCTAVIA I Combi (1U5) 2.0	APK	04.99 - 05.07	1984	B	85 kW	1377	84
OCTAVIA I Combi (1U5) 2.0	AQY	04.99 - 05.07	1984	B	85 kW	1377	84
OCTAVIA I Combi (1U5) 2.0	AZH	04.99 - 05.07	1984	B	85 kW	1377	84
OCTAVIA I Combi (1U5) 2.0	AZJ	04.99 - 05.07	1984	B	85 kW	1377	84
OCTAVIA I Combi (1U5) RS 1.8 T	AUQ	08.02 - 01.06	1781	B	132 kW	1374	65
OCTAVIA I Kasten/Kombi (1U5) 1.9 D	AQM	08.00 - 12.03	1896	D	50 kW	1370	43
OCTAVIA I Kasten/Kombi (1U5) 1.9 TDI	ALH	08.00 - 03.10	1896	D	66 kW	1367	29
OCTAVIA II (1Z3) 1.2 TSI	CBZB	02.10 - 06.13	1197	B	77 kW	1363	2
OCTAVIA II (1Z3) 1.4 TSI	CAXA	11.08 - 06.13	1390	B	90 kW	1366	21
OCTAVIA II (1Z3) 1.4	BCA	05.04 - 05.06	1390	B	55 kW	1366	21
OCTAVIA II (1Z3) 1.4	BUD	06.04 - 04.13	1390	B	59 kW	1366	21
OCTAVIA II (1Z3) 1.4	CGGA	06.04 - 04.13	1390	B	59 kW	1366	21
OCTAVIA II (1Z3) 1.6 FSI	BLF	02.04 - 10.08	1598	B	85 kW	1366	21
OCTAVIA II (1Z3) 1.6 LPG	BSE	08.09 - 11.12	1595	B/G	75 kW	1374	66
OCTAVIA II (1Z3) 1.6 LPG	CHGA	08.09 - 11.12	1595	B/G	75 kW	1373	61
OCTAVIA II (1Z3) 1.6 MultiFuel	CCSA	01.08 - 06.13	1595	B/E	75 kW	1372	56
OCTAVIA II (1Z3) 1.6 MultiFuel	CMXA	01.08 - 06.13	1595	B/E	75 kW	1373	57
OCTAVIA II (1Z3) 1.6 TDI	CAYC	06.09 - 04.13	1598	D	77 kW	1371	48
OCTAVIA II (1Z3) 1.6	BGU	06.04 - 06.13	1595	B	75 kW	1374	66
OCTAVIA II (1Z3) 1.6	BSE	06.04 - 06.13	1595	B	75 kW	1374	66
OCTAVIA II (1Z3) 1.6	BSF	06.04 - 06.13	1595	B	75 kW	1374	66
OCTAVIA II (1Z3) 1.6	CCSA	06.04 - 06.13	1595	B	75 kW	1372	56
OCTAVIA II (1Z3) 1.6	CMXA	06.04 - 06.13	1595	B	75 kW	1373	57
OCTAVIA II (1Z3) 1.8 TSI	BZB	06.07 - 04.13	1798	B	118 kW	1376	80

	 ENGINE		 ccm	 kW		 1 POS	
OCTAVIA II (1Z3) 1.8 TSI	CDA A	06.07 - 04.13	1798	B	118 kW	1376	81
OCTAVIA II (1Z3) 1.8 TSI	CDAB	03.09 - 06.13	1798	B	112 kW	1378	88
OCTAVIA II (1Z3) 1.9 TDI	BJB	06.04 - 07.11	1896	D	77 kW	1371	47
OCTAVIA II (1Z3) 1.9 TDI	BKC	06.04 - 07.11	1896	D	77 kW	1371	47
OCTAVIA II (1Z3) 1.9 TDI	BLS	06.04 - 07.11	1896	D	77 kW	1368	33
OCTAVIA II (1Z3) 1.9 TDI	BXE	06.04 - 07.11	1896	D	77 kW	1371	47
OCTAVIA II (1Z3) 2.0 FSI	BLR	11.04 - 10.08	1984	B	110 kW	1377	86
OCTAVIA II (1Z3) 2.0 FSI	BLY	11.04 - 10.08	1984	B	110 kW	1377	86
OCTAVIA II (1Z3) 2.0 FSI	BVY	11.04 - 10.08	1984	B	110 kW	1377	86
OCTAVIA II (1Z3) 2.0 FSI	BVZ	11.04 - 10.08	1984	B	110 kW	1377	86
OCTAVIA II (1Z3) 2.0 TDI 16V	BKD	02.04 - 04.13	1968	D	103 kW	1373	60
OCTAVIA II (1Z3) 2.0 TDI 16V	CFHC	02.04 - 04.13	1968	D	103 kW	1375	70
OCTAVIA II (1Z3) 2.0 TDI 16V	CLCB	02.04 - 04.13	1968	D	103 kW	1375	70
OCTAVIA II (1Z3) 2.0 TDI RS	BMN	04.06 - 02.13	1968	D	125 kW	1372	55
OCTAVIA II (1Z3) 2.0 TDI RS	CEGA	04.06 - 02.13	1968	D	125 kW	1375	70
OCTAVIA II (1Z3) 2.0 TDI	AZV	02.04 - 05.10	1968	D	100 kW	1372	53
OCTAVIA II (1Z3) 2.0 TDI	BMM	11.05 - 05.10	1968	D	103 kW	1372	54
OCTAVIA II (1Z3) 2.0 TDI	CFHF	03.10 - 06.13	1968	D	81 kW	1375	70
OCTAVIA II (1Z3) 2.0 TDI	CLCA	03.10 - 06.13	1968	D	81 kW	1375	70
OCTAVIA II (1Z3) 2.0 TFSI	BWA	10.05 - 02.13	1984	B	147 kW	1376	79
OCTAVIA II (1Z3) 2.0 TFSI	CCZA	10.05 - 02.13	1984	B	147 kW	1376	80
OCTAVIA II Combi (1Z5) 1.2 TSI	CBZB	02.10 - 04.13	1197	B	77 kW	1363	2
OCTAVIA II Combi (1Z5) 1.4 TSI	CAXA	11.08 - 06.13	1390	B	90 kW	1366	21
OCTAVIA II Combi (1Z5) 1.4	BCA	05.04 - 05.06	1390	B	55 kW	1366	21
OCTAVIA II Combi (1Z5) 1.4	BUD	05.06 - 06.13	1390	B	59 kW	1366	21
OCTAVIA II Combi (1Z5) 1.4	CGGA	05.06 - 06.13	1390	B	59 kW	1366	21
OCTAVIA II Combi (1Z5) 1.6 FSI	BLF	02.04 - 10.08	1598	B	85 kW	1366	21
OCTAVIA II Combi (1Z5) 1.6 LPG	CHGA	08.09 - 11.12	1595	B/G	75 kW	1373	61
OCTAVIA II Combi (1Z5) 1.6 MultiFuel	CCSA	01.08 - 06.13	1595	B/E	75 kW	1372	56
OCTAVIA II Combi (1Z5) 1.6 MultiFuel	CMXA	01.08 - 06.13	1595	B/E	75 kW	1373	57
OCTAVIA II Combi (1Z5) 1.6 TDI 4x4	CAYC	06.09 - 02.13	1598	D	77 kW	1371	48
OCTAVIA II Combi (1Z5) 1.6 TDI	CAYC	06.09 - 04.13	1598	D	77 kW	1371	48
OCTAVIA II Combi (1Z5) 1.6	BGU	09.04 - 06.13	1595	B	75 kW	1374	66
OCTAVIA II Combi (1Z5) 1.6	BSE	09.04 - 06.13	1595	B	75 kW	1374	66
OCTAVIA II Combi (1Z5) 1.6	BSF	09.04 - 06.13	1595	B	75 kW	1374	66
OCTAVIA II Combi (1Z5) 1.6	CCSA	09.04 - 06.13	1595	B	75 kW	1372	56
OCTAVIA II Combi (1Z5) 1.6	CMXA	09.04 - 06.13	1595	B	75 kW	1373	57
OCTAVIA II Combi (1Z5) 1.8 TSI 4x4	CDA A	11.08 - 02.13	1798	B	118 kW	1376	81
OCTAVIA II Combi (1Z5) 1.8 TSI 4x4	CDAB	03.09 - 02.13	1798	B	112 kW	1378	88
OCTAVIA II Combi (1Z5) 1.8 TSI	BZB	06.07 - 04.13	1798	B	118 kW	1376	80
OCTAVIA II Combi (1Z5) 1.8 TSI	CDA A	06.07 - 04.13	1798	B	118 kW	1376	81
OCTAVIA II Combi (1Z5) 1.8 TSI	CDAB	03.09 - 06.13	1798	B	112 kW	1378	88
OCTAVIA II Combi (1Z5) 1.9 TDI 4x4	BKC	11.04 - 12.10	1896	D	77 kW	1371	47
OCTAVIA II Combi (1Z5) 1.9 TDI 4x4	BLS	11.04 - 12.10	1896	D	77 kW	1368	33
OCTAVIA II Combi (1Z5) 1.9 TDI 4x4	BXE	11.04 - 12.10	1896	D	77 kW	1371	47
OCTAVIA II Combi (1Z5) 1.9 TDI	BJB	09.04 - 07.11	1896	D	77 kW	1371	47
OCTAVIA II Combi (1Z5) 1.9 TDI	BKC	09.04 - 07.11	1896	D	77 kW	1371	47
OCTAVIA II Combi (1Z5) 1.9 TDI	BLS	09.04 - 07.11	1896	D	77 kW	1368	33
OCTAVIA II Combi (1Z5) 1.9 TDI	BXE	09.04 - 07.11	1896	D	77 kW	1371	47
OCTAVIA II Combi (1Z5) 2.0 FSI 4x4	BLX	11.04 - 04.09	1984	B	110 kW	1377	86
OCTAVIA II Combi (1Z5) 2.0 FSI 4x4	BLY	11.04 - 04.09	1984	B	110 kW	1377	86
OCTAVIA II Combi (1Z5) 2.0 FSI 4x4	BVX	11.04 - 04.09	1984	B	110 kW	1377	86
OCTAVIA II Combi (1Z5) 2.0 FSI	BLR	11.04 - 10.08	1984	B	110 kW	1377	86
OCTAVIA II Combi (1Z5) 2.0 FSI	BLY	11.04 - 10.08	1984	B	110 kW	1377	86
OCTAVIA II Combi (1Z5) 2.0 FSI	BVY	11.04 - 10.08	1984	B	110 kW	1377	86
OCTAVIA II Combi (1Z5) 2.0 FSI	BVZ	11.04 - 10.08	1984	B	110 kW	1377	86
OCTAVIA II Combi (1Z5) 2.0 TDI 16V 4x4	BKD	05.10 - 02.13	1968	D	103 kW	1373	60
OCTAVIA II Combi (1Z5) 2.0 TDI 16V 4x4	CFHC	05.10 - 02.13	1968	D	103 kW	1375	70
OCTAVIA II Combi (1Z5) 2.0 TDI 16V 4x4	CLCB	05.10 - 02.13	1968	D	103 kW	1375	70
OCTAVIA II Combi (1Z5) 2.0 TDI 16V	AZV	02.04 - 05.10	1968	D	100 kW	1372	53
OCTAVIA II Combi (1Z5) 2.0 TDI 16V	BKD	02.04 - 05.13	1968	D	103 kW	1373	60
OCTAVIA II Combi (1Z5) 2.0 TDI 16V	CFHC	02.04 - 05.13	1968	D	103 kW	1375	70








							
OCTAVIA II Combi (1Z5) 2.0 TDI 16V	CLCB	02.04 - 05.13	1968	D	103 kW	1375	70
OCTAVIA II Combi (1Z5) 2.0 TDI 4x4	BMM	07.06 - 05.10	1968	D	103 kW	1372	54
OCTAVIA II Combi (1Z5) 2.0 TDI 4x4	CFHF	05.11 - 02.13	1968	D	81 kW	1375	70
OCTAVIA II Combi (1Z5) 2.0 TDI RS	BMN	04.06 - 02.13	1968	D	125 kW	1372	55
OCTAVIA II Combi (1Z5) 2.0 TDI RS	CEGA	04.06 - 02.13	1968	D	125 kW	1375	70
OCTAVIA II Combi (1Z5) 2.0 TDI	BMM	11.05 - 05.10	1968	D	103 kW	1372	54
OCTAVIA II Combi (1Z5) 2.0 TDI	CFHF	03.10 - 06.13	1968	D	81 kW	1375	70
OCTAVIA II Combi (1Z5) 2.0 TDI	CLCA	03.10 - 06.13	1968	D	81 kW	1375	70
OCTAVIA II Combi (1Z5) 2.0 TFSI	BWA	10.05 - 02.13	1984	B	147 kW	1376	79
OCTAVIA II Combi (1Z5) 2.0 TFSI	CCZA	10.05 - 02.13	1984	B	147 kW	1376	80
OCTAVIA III (5E3, NL3, NR3) 1.0 TSI	CHZD	05.16 - 10.20	999	B	85 kW	1364	12
OCTAVIA III (5E3, NL3, NR3) 1.0 TSI	DKRF	05.16 - 10.20	999	B	85 kW	1364	7
OCTAVIA III (5E3, NL3, NR3) 1.2 TSI	CJZA	11.12 - 02.17	1197	B	77 kW	1363	3
OCTAVIA III (5E3, NL3, NR3) 1.2 TSI	CJZB	11.12 - 02.17	1197	B	63 kW	1363	3
OCTAVIA III (5E3, NL3, NR3) 1.2 TSI	CYVA	11.12 - 02.17	1197	B	63 kW	1363	3
OCTAVIA III (5E3, NL3, NR3) 1.2 TSI	CYVB	05.15 - 02.17	1197	B	81 kW	1363	3
OCTAVIA III (5E3, NL3, NR3) 1.4 TSI G-TEC	CPWA	11.13 - 02.17	1395	B/G	81 kW	1364	12
OCTAVIA III (5E3, NL3, NR3) 1.4 TSI	CHPA	11.12 - 02.17	1395	B	103 kW	1364	12
OCTAVIA III (5E3, NL3, NR3) 1.4 TSI	CHPB	08.14 - 03.21	1395	B	110 kW	1364	12
OCTAVIA III (5E3, NL3, NR3) 1.4 TSI	CZDA	08.14 - 03.21	1395	B	110 kW	1364	12
OCTAVIA III (5E3, NL3, NR3) 1.5 TSI	DADA	02.17 - 10.20	1498	B	110 kW	1364	9
OCTAVIA III (5E3, NL3, NR3) 1.5 TSI	DPCA	02.17 - 10.20	1498	B	110 kW	1364	9
OCTAVIA III (5E3, NL3, NR3) 1.6 TDI 4x4	CLHA	05.13 - 05.15	1598	D	77 kW	1370	42
OCTAVIA III (5E3, NL3, NR3) 1.6 TDI 4x4	CRKB	05.15 - 02.17	1598	D	81 kW	1370	42
OCTAVIA III (5E3, NL3, NR3) 1.6 TDI 4x4	CXXB	05.15 - 02.17	1598	D	81 kW	1370	42
OCTAVIA III (5E3, NL3, NR3) 1.6 TDI 4x4	DDYA	02.17 - 10.20	1598	D	85 kW	1371	51
OCTAVIA III (5E3, NL3, NR3) 1.6 TDI 4x4	DGTE	02.17 - 10.20	1598	D	85 kW	1368	35
OCTAVIA III (5E3, NL3, NR3) 1.6 TDI	CLHA	11.12 - 05.15	1598	D	77 kW	1370	42
OCTAVIA III (5E3, NL3, NR3) 1.6 TDI	CLHB	11.12 - 10.20	1598	D	66 kW	1370	42
OCTAVIA III (5E3, NL3, NR3) 1.6 TDI	CRKA	11.12 - 10.20	1598	D	66 kW	1371	49
OCTAVIA III (5E3, NL3, NR3) 1.6 TDI	CRKB	05.13 - 02.17	1598	D	81 kW	1370	42
OCTAVIA III (5E3, NL3, NR3) 1.6 TDI	CXXA	11.12 - 10.20	1598	D	66 kW	1370	42
OCTAVIA III (5E3, NL3, NR3) 1.6 TDI	CXXB	05.13 - 02.17	1598	D	81 kW	1370	42
OCTAVIA III (5E3, NL3, NR3) 1.6 TDI	DBKA	05.13 - 02.17	1598	D	81 kW	1368	34
OCTAVIA III (5E3, NL3, NR3) 1.6 TDI	DDYA	02.17 - 10.20	1598	D	85 kW	1371	51
OCTAVIA III (5E3, NL3, NR3) 1.6 TDI	DDYB	11.12 - 10.20	1598	D	66 kW	1368	35
OCTAVIA III (5E3, NL3, NR3) 1.6 TDI	DGTE	02.17 - 10.20	1598	D	85 kW	1368	35
OCTAVIA III (5E3, NL3, NR3) 1.6	CWVA	01.14 - 10.20	1598	B	81 kW	1365	17
OCTAVIA III (5E3, NL3, NR3) 1.8 TSI 4x4	CJSA	05.14 - 10.20	1798	B	132 kW	1377	82
OCTAVIA III (5E3, NL3, NR3) 1.8 TSI 4x4	CJSB	05.14 - 10.20	1798	B	132 kW	1378	92
OCTAVIA III (5E3, NL3, NR3) 1.8 TSI	CJSA	11.12 - 10.20	1798	B	132 kW	1377	82
OCTAVIA III (5E3, NL3, NR3) 2.0 TDI / TDI RS 4x4	CUNA	05.13 - 10.20	1968	D	135 kW	1374	63
OCTAVIA III (5E3, NL3, NR3) 2.0 TDI / TDI RS 4x4	CUPA	05.13 - 10.20	1968	D	135 kW	1373	62
OCTAVIA III (5E3, NL3, NR3) 2.0 TDI / TDI RS 4x4	DJGA	05.13 - 10.20	1968	D	135 kW	1375	74
OCTAVIA III (5E3, NL3, NR3) 2.0 TDI 4x4	CKFC	05.13 - 10.20	1968	D	110 kW	1375	73
OCTAVIA III (5E3, NL3, NR3) 2.0 TDI 4x4	CRMB	05.13 - 10.20	1968	D	110 kW	1375	73
OCTAVIA III (5E3, NL3, NR3) 2.0 TDI 4x4	DCYA	05.13 - 10.20	1968	D	110 kW	1375	74
OCTAVIA III (5E3, NL3, NR3) 2.0 TDI 4x4	DFFA	05.13 - 10.20	1968	D	110 kW	1376	77
OCTAVIA III (5E3, NL3, NR3) 2.0 TDI RS	CUNA	05.13 - 10.20	1968	D	135 kW	1374	63
OCTAVIA III (5E3, NL3, NR3) 2.0 TDI RS	CUPA	05.13 - 10.20	1968	D	135 kW	1373	62
OCTAVIA III (5E3, NL3, NR3) 2.0 TDI RS	DJGA	05.13 - 10.20	1968	D	135 kW	1375	74
OCTAVIA III (5E3, NL3, NR3) 2.0 TDI	CKFB	11.12 - 05.20	1968	D	105 kW	1375	73
OCTAVIA III (5E3, NL3, NR3) 2.0 TDI	CKFC	11.12 - 10.20	1968	D	110 kW	1375	73
OCTAVIA III (5E3, NL3, NR3) 2.0 TDI	CRMB	11.12 - 10.20	1968	D	110 kW	1375	73
OCTAVIA III (5E3, NL3, NR3) 2.0 TDI	CRVC	11.12 - 05.20	1968	D	105 kW	1375	73
OCTAVIA III (5E3, NL3, NR3) 2.0 TDI	CYKA	11.12 - 10.20	1968	D	110 kW	1375	73
OCTAVIA III (5E3, NL3, NR3) 2.0 TDI	DCYA	11.12 - 10.20	1968	D	110 kW	1375	74
OCTAVIA III (5E3, NL3, NR3) 2.0 TDI	DFFA	11.12 - 10.20	1968	D	110 kW	1376	77
OCTAVIA III (5E3, NL3, NR3) 2.0 TSI 4x4	DKZA	02.19 - 10.20	1984	B	140 kW	1377	83
OCTAVIA III (5E3, NL3, NR3) 2.0 TSI RS	CHHA	05.15 - 10.20	1984	B	169 kW	1378	91
OCTAVIA III (5E3, NL3, NR3) 2.0 TSI RS	CHHB	05.13 - 02.17	1984	B	162 kW	1378	92
OCTAVIA III (5E3, NL3, NR3) 2.0 TSI RS	DHGA	02.17 - 12.20	1984	B	180 kW	1378	93

			<b>ccm</b>		<b>kw</b>		<b>1 POS</b>
OCTAVIA III (5E3, NL3, NR3) 2.0 TSI RS	DKTB	02.17 - 12.20	1984	B	180 kW	1377	83
OCTAVIA III (5E3, NL3, NR3) 2.0 TSI RS	DLBA	02.17 - 12.20	1984	B	180 kW	1378	94
OCTAVIA III (5E3, NL3, NR3) 2.0 TSI	DKZA	02.17 - 10.20	1984	B	140 kW	1377	83
OCTAVIA III Combi (5E5, 5E6) 1.0 TSI	CHZD	05.16 - 10.20	999	B	85 kW	1364	12
OCTAVIA III Combi (5E5, 5E6) 1.0 TSI	DKRF	05.16 - 10.20	999	B	85 kW	1364	7
OCTAVIA III Combi (5E5, 5E6) 1.2 TSI	CJZA	11.12 - 02.17	1197	B	77 kW	1363	3
OCTAVIA III Combi (5E5, 5E6) 1.2 TSI	CJZB	11.12 - 02.17	1197	B	63 kW	1363	3
OCTAVIA III Combi (5E5, 5E6) 1.2 TSI	CYVA	11.12 - 02.17	1197	B	63 kW	1363	3
OCTAVIA III Combi (5E5, 5E6) 1.2 TSI	CYVB	05.15 - 02.17	1197	B	81 kW	1363	3
OCTAVIA III Combi (5E5, 5E6) 1.4 TSI G-TEC	CPWA	11.12 - 02.17	1395	B/G	81 kW	1364	12
OCTAVIA III Combi (5E5, 5E6) 1.4 TSI	CHPA	11.12 - 02.17	1395	B	103 kW	1364	12
OCTAVIA III Combi (5E5, 5E6) 1.4 TSI	CHPB	08.14 - 10.20	1395	B	110 kW	1364	12
OCTAVIA III Combi (5E5, 5E6) 1.4 TSI	CZDA	08.14 - 10.20	1395	B	110 kW	1364	12
OCTAVIA III Combi (5E5, 5E6) 1.5 TSI	DADA	02.17 - 10.20	1498	B	110 kW	1364	9
OCTAVIA III Combi (5E5, 5E6) 1.5 TSI	DPCA	02.17 - 10.20	1498	B	110 kW	1364	9
OCTAVIA III Combi (5E5, 5E6) 1.6 TDI 4x4	CLHA	11.12 - 05.15	1598	D	77 kW	1370	42
OCTAVIA III Combi (5E5, 5E6) 1.6 TDI 4x4	CRKB	05.15 - 02.17	1598	D	81 kW	1370	42
OCTAVIA III Combi (5E5, 5E6) 1.6 TDI 4x4	CXXB	05.15 - 02.17	1598	D	81 kW	1370	42
OCTAVIA III Combi (5E5, 5E6) 1.6 TDI 4x4	DBKA	05.15 - 02.17	1598	D	81 kW	1368	34
OCTAVIA III Combi (5E5, 5E6) 1.6 TDI 4x4	DDYA	02.17 - 10.20	1598	D	85 kW	1371	51
OCTAVIA III Combi (5E5, 5E6) 1.6 TDI 4x4	DGTE	02.17 - 10.20	1598	D	85 kW	1368	35
OCTAVIA III Combi (5E5, 5E6) 1.6 TDI	CLHA	11.12 - 05.15	1598	D	77 kW	1370	42
OCTAVIA III Combi (5E5, 5E6) 1.6 TDI	CLHB	11.12 - 10.20	1598	D	66 kW	1370	42
OCTAVIA III Combi (5E5, 5E6) 1.6 TDI	CRKA	11.12 - 10.20	1598	D	66 kW	1371	49
OCTAVIA III Combi (5E5, 5E6) 1.6 TDI	CRKB	05.13 - 02.17	1598	D	81 kW	1370	42
OCTAVIA III Combi (5E5, 5E6) 1.6 TDI	CXXA	11.12 - 10.20	1598	D	66 kW	1370	42
OCTAVIA III Combi (5E5, 5E6) 1.6 TDI	CXXB	05.13 - 02.17	1598	D	81 kW	1370	42
OCTAVIA III Combi (5E5, 5E6) 1.6 TDI	DBKA	05.13 - 02.17	1598	D	81 kW	1368	34
OCTAVIA III Combi (5E5, 5E6) 1.6 TDI	DDYA	02.17 - 10.20	1598	D	85 kW	1371	51
OCTAVIA III Combi (5E5, 5E6) 1.6 TDI	DDYB	11.12 - 10.20	1598	D	66 kW	1368	35
OCTAVIA III Combi (5E5, 5E6) 1.6 TDI	DGTA	02.17 - 10.20	1598	D	85 kW	1371	52
OCTAVIA III Combi (5E5, 5E6) 1.6 TDI	DGTE	02.17 - 10.20	1598	D	85 kW	1368	35
OCTAVIA III Combi (5E5, 5E6) 1.6	CWVA	01.14 - 02.17	1598	B	81 kW	1365	17
OCTAVIA III Combi (5E5, 5E6) 1.8 TSI 4x4	CJSB	11.12 - 02.17	1798	B	132 kW	1378	92
OCTAVIA III Combi (5E5, 5E6) 1.8 TSI	CJSA	11.12 - 10.20	1798	B	132 kW	1377	82
OCTAVIA III Combi (5E5, 5E6) 1.8 TSI	CJSB	11.12 - 10.20	1798	B	132 kW	1378	92
OCTAVIA III Combi (5E5, 5E6) 2.0 TDI / TDI RS 4x4	CUNA	05.13 - 10.20	1968	D	135 kW	1374	63
OCTAVIA III Combi (5E5, 5E6) 2.0 TDI / TDI RS 4x4	CUPA	05.13 - 10.20	1968	D	135 kW	1373	62
OCTAVIA III Combi (5E5, 5E6) 2.0 TDI / TDI RS 4x4	DJGA	05.13 - 10.20	1968	D	135 kW	1375	74
OCTAVIA III Combi (5E5, 5E6) 2.0 TDI 4x4	CKFC	11.12 - 10.20	1968	D	110 kW	1375	73
OCTAVIA III Combi (5E5, 5E6) 2.0 TDI 4x4	CRMB	11.12 - 10.20	1968	D	110 kW	1375	73
OCTAVIA III Combi (5E5, 5E6) 2.0 TDI 4x4	DCYA	11.12 - 10.20	1968	D	110 kW	1375	74
OCTAVIA III Combi (5E5, 5E6) 2.0 TDI 4x4	DFFA	11.12 - 10.20	1968	D	110 kW	1376	77
OCTAVIA III Combi (5E5, 5E6) 2.0 TDI RS	CUNA	05.13 - 10.20	1968	D	135 kW	1374	63
OCTAVIA III Combi (5E5, 5E6) 2.0 TDI RS	CUPA	05.13 - 10.20	1968	D	135 kW	1373	62
OCTAVIA III Combi (5E5, 5E6) 2.0 TDI RS	DJGA	05.13 - 10.20	1968	D	135 kW	1375	74
OCTAVIA III Combi (5E5, 5E6) 2.0 TDI	CKFB	11.12 - 02.17	1968	D	105 kW	1375	73
OCTAVIA III Combi (5E5, 5E6) 2.0 TDI	CKFC	11.12 - 10.20	1968	D	110 kW	1375	73
OCTAVIA III Combi (5E5, 5E6) 2.0 TDI	CRMB	11.12 - 10.20	1968	D	110 kW	1375	73
OCTAVIA III Combi (5E5, 5E6) 2.0 TDI	CRVC	11.12 - 02.17	1968	D	105 kW	1375	73
OCTAVIA III Combi (5E5, 5E6) 2.0 TDI	CYKA	11.12 - 10.20	1968	D	110 kW	1375	73
OCTAVIA III Combi (5E5, 5E6) 2.0 TDI	DCYA	11.12 - 10.20	1968	D	110 kW	1375	74
OCTAVIA III Combi (5E5, 5E6) 2.0 TDI	DFFA	11.12 - 10.20	1968	D	110 kW	1376	77
OCTAVIA III Combi (5E5, 5E6) 2.0 TSI 4x4	DKZA	02.19 - 10.20	1984	B	140 kW	1377	83
OCTAVIA III Combi (5E5, 5E6) 2.0 TSI RS	CHHA	05.15 - 10.20	1984	B	169 kW	1378	91
OCTAVIA III Combi (5E5, 5E6) 2.0 TSI RS	CHHB	11.12 - 02.17	1984	B	162 kW	1378	92
OCTAVIA III Combi (5E5, 5E6) 2.0 TSI RS	DHGA	02.17 - 10.20	1984	B	180 kW	1378	93
OCTAVIA III Combi (5E5, 5E6) 2.0 TSI RS	DKTB	02.17 - 10.20	1984	B	180 kW	1377	83
OCTAVIA III Combi (5E5, 5E6) 2.0 TSI RS	DLBA	02.17 - 10.20	1984	B	180 kW	1378	94
OCTAVIA III Combi (5E5, 5E6) 2.0 TSI	DKZA	02.17 - 10.20	1984	B	140 kW	1377	83
OCTAVIA IV (NX3, NN3) 1.0 TSI e-TEC	DLAA	06.20	999	B/E	81 kW	1364	8
OCTAVIA IV (NX3, NN3) 1.0 TSI	DLAA	06.20	999	B	81 kW	1364	8
















OCTAVIA IV (NX3, NN3) 1.4 TSI RS IV	DGEA	06.20	1395	E	180 kW	1363	6
OCTAVIA IV (NX3, NN3) 1.4 TSI IV	DGEA	06.20	1395	B/E	85 kW	1363	6
OCTAVIA IV (NX3, NN3) 1.4 TSI	DJKA	06.20	1395	B	110 kW	1363	6
OCTAVIA IV (NX3, NN3) 1.5 TSI e-TEC	DFYA	11.20	1498	B/E	110 kW	1364	9
OCTAVIA IV (NX3, NN3) 1.5 TSI	DPCA	01.20	1498	B	110 kW	1364	9
OCTAVIA IV (NX3, NN3) 1.6 SRE	CWVA	07.20	1598	B	81 kW	1365	17
OCTAVIA IV (NX3, NN3) 1.6 SRE	DWYA	07.20	1598	B	81 kW	1366	24
OCTAVIA IV (NX3, NN3) 2.0 TDI	CRVC	06.20	1968	D	105 kW	1375	73
OCTAVIA IV (NX3, NN3) 2.0 TSI 4x4	DNNA	07.20	1984	B	140 kW	1378	93
OCTAVIA IV (NX3, NN3) 2.0 TSI RS	DLBA	03.20	1984	B	180 kW	1378	94
OCTAVIA IV (NX3, NN3) 2.0 TSI RS	DNPA	03.20	1984	B	180 kW	1378	93
OCTAVIA IV (NX3, NN3) 2.0 TSI	CZPB	07.20	1984	B	140 kW	1377	83
OCTAVIA IV Combi (NX5) 1.0 TSI e-TEC	DLAA	06.20	999	B/E	81 kW	1364	8
OCTAVIA IV Combi (NX5) 1.0 TSI	DLAA	06.20	999	B	81 kW	1364	8
OCTAVIA IV Combi (NX5) 1.4 TSI RS IV	DGEA	06.20	1395	E	180 kW	1363	6
OCTAVIA IV Combi (NX5) 1.4 TSI IV	DGEA	06.20	1395	E	150 kW	1363	6
OCTAVIA IV Combi (NX5) 1.4 TSI	DJKA	06.20	1395	B	110 kW	1363	6
OCTAVIA IV Combi (NX5) 1.5 TSI e-TEC	DFYA	11.20	1498	B/E	110 kW	1364	9
OCTAVIA IV Combi (NX5) 1.5 TSI	DPCA	11.19	1498	B	110 kW	1364	9
OCTAVIA IV Combi (NX5) 1.6 SRE	DWYA	06.20	1598	B	81 kW	1366	24
OCTAVIA IV Combi (NX5) 2.0 TDI	CRVC	06.20	1968	D	105 kW	1375	73
OCTAVIA IV Combi (NX5) 2.0 TSI 4x4	CZPB	09.20	1984	B	140 kW	1377	83
OCTAVIA IV Combi (NX5) 2.0 TSI 4x4	DNNA	09.20	1984	B	140 kW	1378	93
OCTAVIA IV Combi (NX5) 2.0 TSI RS	DLBA	03.20	1984	B	180 kW	1378	94
OCTAVIA IV Combi (NX5) 2.0 TSI RS	DNPA	03.20	1984	B	180 kW	1378	93
OCTAVIA IV Combi (NX5) 2.0 TSI	CZPB	09.20	1984	B	140 kW	1377	83
RAPID (NA2) 1.5 TDI	CWXB	01.14 - 08.16	1498	D	77 kW	1366	25
RAPID (NA2) 1.5 TDI	CWXC	09.16 - 10.19	1498	D	81 kW	1366	26
RAPID (NA2) 1.6 TDI	CLNA	10.11 - 12.14	1598	D	77 kW	1371	48
RAPID (NA2) 1.6	CLSA	10.11	1598	B	77 kW	1366	21
RAPID (NH3, NK3, NK6) 1.0 TSI	CHZB	06.17 - 12.19	999	B	70 kW	1363	5
RAPID (NH3, NK3, NK6) 1.0 TSI	CHZC	06.17 - 12.19	999	B	81 kW	1364	12
RAPID (NH3, NK3, NK6) 1.2 LPG	CBZA	07.12 - 05.15	1197	B/G	63 kW	1363	1
RAPID (NH3, NK3, NK6) 1.2 LPG	CGPC	07.12 - 06.15	1198	B/G	55 kW	1366	21
RAPID (NH3, NK3, NK6) 1.2 TSI	CBZA	07.12 - 05.15	1197	B	63 kW	1363	1
RAPID (NH3, NK3, NK6) 1.2 TSI	CBZB	07.12 - 05.15	1197	B	77 kW	1363	2
RAPID (NH3, NK3, NK6) 1.2 TSI	CJZC	05.15 - 12.19	1197	B	66 kW	1363	3
RAPID (NH3, NK3, NK6) 1.2 TSI	CJZD	05.15 - 12.19	1197	B	81 kW	1363	3
RAPID (NH3, NK3, NK6) 1.2	CGPC	07.12 - 06.15	1198	B	55 kW	1366	21
RAPID (NH3, NK3, NK6) 1.4 TDI	CUSB	05.15 - 12.19	1422	D	66 kW	1371	51
RAPID (NH3, NK3, NK6) 1.4 TSI	CAXA	07.12 - 06.15	1390	B	90 kW	1366	21
RAPID (NH3, NK3, NK6) 1.4 TSI	CZCA	05.15	1395	B	92 kW	1364	12
RAPID (NH3, NK3, NK6) 1.6 SRE	CWVB	06.15	1598	B	66 kW	1365	17
RAPID (NH3, NK3, NK6) 1.6 TDI	CAYB	08.13 - 05.15	1598	D	66 kW	1371	48
RAPID (NH3, NK3, NK6) 1.6 TDI	CAYC	07.12 - 12.19	1598	D	77 kW	1371	48
RAPID (NH3, NK3, NK6) 1.6 TDI	CLNA	07.12 - 12.19	1598	D	77 kW	1371	48
RAPID (NH3, NK3, NK6) 1.6 TDI	CXMA	05.15 - 12.19	1598	D	85 kW	1370	42
RAPID (NH3, NK3, NK6) 1.6	CFNA	07.12 - 06.15	1598	B	77 kW	1366	21
RAPID (NH3, NK3, NK6) 1.6	CWVA	05.15	1598	B	81 kW	1365	17
RAPID Spaceback (NH1) 1.0 TSI	CHZB	06.17 - 12.19	999	B	70 kW	1363	5
RAPID Spaceback (NH1) 1.0 TSI	CHZC	06.17 - 12.19	999	B	81 kW	1364	12
RAPID Spaceback (NH1) 1.2 LPG	CBZA	07.12 - 05.15	1197	B/G	63 kW	1363	1
RAPID Spaceback (NH1) 1.2 LPG	CGPC	07.12 - 06.15	1198	B/G	55 kW	1366	21
RAPID Spaceback (NH1) 1.2 TSI	CBZA	07.12 - 05.15	1197	B	63 kW	1363	1
RAPID Spaceback (NH1) 1.2 TSI	CBZB	07.12 - 05.15	1197	B	77 kW	1363	2
RAPID Spaceback (NH1) 1.2 TSI	CJZC	05.15 - 12.19	1197	B	66 kW	1363	3
RAPID Spaceback (NH1) 1.2 TSI	CJZD	05.15 - 12.19	1197	B	81 kW	1363	3
RAPID Spaceback (NH1) 1.2	CGPC	07.12 - 06.15	1198	B	55 kW	1366	21
RAPID Spaceback (NH1) 1.4 TDI	CUSB	05.15 - 12.19	1422	D	66 kW	1371	51
RAPID Spaceback (NH1) 1.4 TSI	CAXA	07.12 - 06.15	1390	B	90 kW	1366	21
RAPID Spaceback (NH1) 1.4 TSI	CZCA	05.15 - 12.19	1395	B	92 kW	1364	12
RAPID Spaceback (NH1) 1.6 SRE	CWVA	05.15 - 12.19	1598	B	81 kW	1365	17



			<b>ccm</b>		<b>kw</b>		<b>1 POS</b>
RAPID Spaceback (NH1) 1.6 TDI	CAYB	08.13 - 05.15	1598	D	66 kW	1371	48
RAPID Spaceback (NH1) 1.6 TDI	CAYC	07.12 - 12.19	1598	D	77 kW	1371	48
RAPID Spaceback (NH1) 1.6 TDI	CLNA	07.12 - 12.19	1598	D	77 kW	1371	48
RAPID Spaceback (NH1) 1.6 TDI	CXMA	05.15 - 12.19	1598	D	85 kW	1370	42
RAPID Spaceback (NH1) 1.6	CFNA	07.12 - 06.15	1598	B	77 kW	1366	21
ROOMSTER (5J7) 1.2 LPG	CGPA	03.09 - 05.15	1198	B/G	51 kW	1366	21
ROOMSTER (5J7) 1.2 TDI	CFWA	03.10 - 05.15	1199	D	55 kW	1370	42
ROOMSTER (5J7) 1.2 TSI	CBZA	03.10 - 05.15	1197	B	63 kW	1363	1
ROOMSTER (5J7) 1.2 TSI	CBZB	03.10 - 05.15	1197	B	77 kW	1363	2
ROOMSTER (5J7) 1.2	BME	05.06 - 01.07	1198	B	47 kW	1366	21
ROOMSTER (5J7) 1.2	BZG	01.07 - 05.15	1198	B	51 kW	1366	21
ROOMSTER (5J7) 1.2	CGPA	01.07 - 05.15	1198	B	51 kW	1366	21
ROOMSTER (5J7) 1.4 LPG	BXW	03.10 - 05.15	1390	B/G	63 kW	1366	21
ROOMSTER (5J7) 1.4 LPG	CGGB	03.10 - 05.15	1390	B/G	63 kW	1366	21
ROOMSTER (5J7) 1.4 TDI	BMS	09.06 - 03.10	1422	D	59 kW	1370	41
ROOMSTER (5J7) 1.4 TDI	BNM	07.06 - 03.10	1422	D	51 kW	1370	41
ROOMSTER (5J7) 1.4 TDI	BNV	09.06 - 03.10	1422	D	59 kW	1370	41
ROOMSTER (5J7) 1.4	BXW	09.06 - 05.15	1390	B	63 kW	1366	21
ROOMSTER (5J7) 1.4	CGGB	09.06 - 05.15	1390	B	63 kW	1366	21
ROOMSTER (5J7) 1.6 LPG	BTS	06.06 - 07.10	1598	B/G	77 kW	1366	21
ROOMSTER (5J7) 1.6 TDI	CAYB	03.10 - 05.15	1598	D	66 kW	1371	48
ROOMSTER (5J7) 1.6 TDI	CAYC	03.10 - 05.15	1598	D	77 kW	1371	48
ROOMSTER (5J7) 1.6	BTS	09.06 - 05.15	1598	B	77 kW	1366	21
ROOMSTER (5J7) 1.6	CFNA	09.06 - 05.15	1598	B	77 kW	1366	21
ROOMSTER (5J7) 1.9 TDI	AXR	03.06 - 05.06	1896	D	74 kW	1371	47
ROOMSTER (5J7) 1.9 TDI	BLS	09.06 - 03.10	1896	D	77 kW	1368	33
ROOMSTER (5J7) 1.9 TDI	BSW	09.06 - 03.10	1896	D	77 kW	1371	46
ROOMSTER Praktik (5J) 1.2 TDI	CFWA	03.10 - 05.15	1199	D	55 kW	1370	42
ROOMSTER Praktik (5J) 1.2 TSI	CBZA	03.10 - 05.15	1197	B	63 kW	1363	1
ROOMSTER Praktik (5J) 1.2	BZG	03.07 - 05.15	1198	B	51 kW	1366	21
ROOMSTER Praktik (5J) 1.2	CGPA	03.07 - 05.15	1198	B	51 kW	1366	21
ROOMSTER Praktik (5J) 1.4 TDI	BMS	03.07 - 03.10	1422	D	59 kW	1370	41
ROOMSTER Praktik (5J) 1.4 TDI	BNM	03.07 - 03.10	1422	D	51 kW	1370	41
ROOMSTER Praktik (5J) 1.4 TDI	BNV	03.07 - 03.10	1422	D	59 kW	1370	41
ROOMSTER Praktik (5J) 1.4	BXW	03.07 - 05.15	1390	B	63 kW	1366	21
ROOMSTER Praktik (5J) 1.4	CGGB	03.07 - 05.15	1390	B	63 kW	1366	21
ROOMSTER Praktik (5J) 1.6 TDI	CAYB	03.10 - 05.15	1598	D	66 kW	1371	48
SCALA (NW1) 1.0 TGI CNG	DBYA	11.19	999	B/G	66 kW	1363	6
SCALA (NW1) 1.0 TSI	DKJA	02.19	999	B	85 kW	1363	6
SCALA (NW1) 1.0 TSI	DKLA	02.19	999	B	70 kW	1363	5
SCALA (NW1) 1.0 TSI	DKRF	02.19	999	B	85 kW	1364	7
SCALA (NW1) 1.0 TSI	DLAA	08.20	999	B	81 kW	1364	8
SCALA (NW1) 1.0 TSI	DLAC	02.19	999	B	70 kW	1364	8
SCALA (NW1) 1.5 TSI	DADA	02.19	1498	B	110 kW	1364	9
SCALA (NW1) 1.5 TSI	DPCA	02.19	1498	B	110 kW	1364	9
SCALA (NW1) 1.6 SRE	CWVA	02.19	1598	B	81 kW	1365	17
SCALA (NW1) 1.6 SRE	DWYA	02.19	1598	B	81 kW	1366	24
SCALA (NW1) 1.6 TDI	DGTA	02.19	1598	D	85 kW	1371	52
SCALA (NW1) 1.6 TDI	DGTD	09.19	1598	D	70 kW	1371	50
SUPERB I (3U4) 1.8 T	AWT	12.01 - 03.08	1781	B	110 kW	1374	65
SUPERB I (3U4) 1.9 TDI	AVB	08.02 - 10.05	1896	D	74 kW	1368	32
SUPERB I (3U4) 1.9 TDI	AVF	12.01 - 03.08	1896	D	96 kW	1370	44
SUPERB I (3U4) 1.9 TDI	AWX	12.01 - 03.08	1896	D	96 kW	1370	44
SUPERB I (3U4) 1.9 TDI	BPZ	01.07 - 03.08	1896	D	85 kW	1370	45
SUPERB I (3U4) 1.9 TDI	BSV	10.05 - 05.07	1896	D	77 kW	1370	45
SUPERB I (3U4) 2.0 TDI	BSS	10.05 - 03.08	1968	D	103 kW	1374	67
SUPERB I (3U4) 2.0 TDI	BWW	02.06 - 03.08	1968	D	91 kW	1374	68
SUPERB I (3U4) 2.0	AZM	12.01 - 03.08	1984	B	85 kW	1377	84
SUPERB I (3U4) 2.5 TDI	AYM	12.01 - 08.03	2496	D	114 kW	1367	27
SUPERB I (3U4) 2.5 TDI	BDG	06.03 - 03.08	2496	D	120 kW	1367	28
SUPERB I (3U4) 2.8 V6	AMX	12.01 - 03.08	2771	B	142 kW	1377	85
SUPERB I (3U4) 2.8 V6	BBG	01.02 - 03.08	2771	B	140 kW	1377	85


















							
SUPERB II (3T4) 1.4 TSI	CAXC	07.08 - 05.15	1390	B	92 kW	1366	21
SUPERB II (3T4) 1.6 TDI	CAYC	09.10 - 05.15	1598	D	77 kW	1371	48
SUPERB II (3T4) 1.8 TSI 4x4	CDAA	11.08 - 05.15	1798	B	118 kW	1376	81
SUPERB II (3T4) 1.8 TSI 4x4	CDAB	03.09 - 05.15	1798	B	112 kW	1378	88
SUPERB II (3T4) 1.8 TSI	BZB	03.08 - 05.15	1798	B	118 kW	1376	80
SUPERB II (3T4) 1.8 TSI	CDAA	03.08 - 05.15	1798	B	118 kW	1376	81
SUPERB II (3T4) 1.8 TSI	CDAB	03.09 - 05.15	1798	B	112 kW	1378	88
SUPERB II (3T4) 1.9 TDI	BLS	03.08 - 11.10	1896	D	77 kW	1368	33
SUPERB II (3T4) 1.9 TDI	BXE	03.08 - 11.10	1896	D	77 kW	1371	47
SUPERB II (3T4) 2.0 TDI 16V 4x4	CFFB	11.10 - 05.15	1968	D	103 kW	1375	69
SUPERB II (3T4) 2.0 TDI 16V	BKD	01.09 - 05.15	1968	D	103 kW	1373	60
SUPERB II (3T4) 2.0 TDI 16V	CFFB	01.09 - 05.15	1968	D	103 kW	1375	69
SUPERB II (3T4) 2.0 TDI 16V	CLJA	01.09 - 05.15	1968	D	103 kW	1375	69
SUPERB II (3T4) 2.0 TDI 4x4	CBBB	09.08 - 05.15	1968	D	125 kW	1375	69
SUPERB II (3T4) 2.0 TDI 4x4	CFGB	09.08 - 05.15	1968	D	125 kW	1375	69
SUPERB II (3T4) 2.0 TDI	BMP	03.08 - 05.10	1968	D	103 kW	1374	67
SUPERB II (3T4) 2.0 TDI	CBBB	07.08 - 05.15	1968	D	125 kW	1375	69
SUPERB II (3T4) 2.0 TDI	CFGB	07.08 - 05.15	1968	D	125 kW	1375	69
SUPERB II (3T4) 2.0 TFSI	CCZA	05.10 - 05.15	1984	B	147 kW	1376	80
SUPERB II (3T4) 3.6 FSI 4x4	CDVA	11.08 - 05.15	3597	B	191 kW	1379	95
SUPERB II Kombi (3T5) 1.4 TSI	CAXC	10.09 - 05.15	1390	B	92 kW	1366	21
SUPERB II Kombi (3T5) 1.6 TDI	CAYC	09.10 - 05.15	1598	D	77 kW	1371	48
SUPERB II Kombi (3T5) 1.8 TSI 4x4	CDAA	10.09 - 05.15	1798	B	118 kW	1376	81
SUPERB II Kombi (3T5) 1.8 TSI 4x4	CDAB	10.09 - 05.15	1798	B	112 kW	1378	88
SUPERB II Kombi (3T5) 1.8 TSI	CDAA	10.09 - 05.15	1798	B	118 kW	1376	81
SUPERB II Kombi (3T5) 1.8 TSI	CDAB	10.09 - 05.15	1798	B	112 kW	1378	88
SUPERB II Kombi (3T5) 1.9 TDI	BLS	10.09 - 11.10	1896	D	77 kW	1368	33
SUPERB II Kombi (3T5) 1.9 TDI	BXE	10.09 - 11.10	1896	D	77 kW	1371	47
SUPERB II Kombi (3T5) 2.0 TDI 16V 4x4	CFFB	11.10 - 05.15	1968	D	103 kW	1375	69
SUPERB II Kombi (3T5) 2.0 TDI 16V	BKD	10.09 - 05.15	1968	D	103 kW	1373	60
SUPERB II Kombi (3T5) 2.0 TDI 16V	CFFB	10.09 - 05.15	1968	D	103 kW	1375	69
SUPERB II Kombi (3T5) 2.0 TDI 16V	CLJA	10.09 - 05.15	1968	D	103 kW	1375	69
SUPERB II Kombi (3T5) 2.0 TDI 4x4	CBBB	10.09 - 05.15	1968	D	125 kW	1375	69
SUPERB II Kombi (3T5) 2.0 TDI 4x4	CFGB	10.09 - 05.15	1968	D	125 kW	1375	69
SUPERB II Kombi (3T5) 2.0 TDI	BMP	10.09 - 03.10	1968	D	103 kW	1374	67
SUPERB II Kombi (3T5) 2.0 TDI	CBBB	10.09 - 05.15	1968	D	125 kW	1375	69
SUPERB II Kombi (3T5) 2.0 TDI	CFGB	10.09 - 05.15	1968	D	125 kW	1375	69
SUPERB II Kombi (3T5) 2.0 TFSI	CCZA	05.10 - 05.15	1984	B	147 kW	1376	80
SUPERB II Kombi (3T5) 3.6 V6 4x4	CDVA	10.09 - 05.15	3597	B	191 kW	1379	95
SUPERB III (3V3) 1.4 TSI 4x4	CZDA	03.15	1395	B	110 kW	1364	12
SUPERB III (3V3) 1.4 TSI 4x4	CZEA	03.15	1395	B	110 kW	1364	12
SUPERB III (3V3) 1.4 TSI	CZCA	03.15	1395	B	92 kW	1364	12
SUPERB III (3V3) 1.4 TSI	CZDA	03.15	1395	B	110 kW	1364	12
SUPERB III (3V3) 1.4 TSI	CZEA	03.15	1395	B	110 kW	1364	12
SUPERB III (3V3) 1.5 TSI	DADA	02.17	1498	B	110 kW	1364	9
SUPERB III (3V3) 1.5 TSI	DPCA	02.17	1498	B	110 kW	1364	9
SUPERB III (3V3) 1.6 TDI	DCXA	03.15	1598	D	88 kW	1370	42
SUPERB III (3V3) 1.6 TDI	DCZA	03.15	1598	D	88 kW	1371	50
SUPERB III (3V3) 1.8 TSI	CJSA	03.15	1798	B	132 kW	1377	82
SUPERB III (3V3) 1.8 TSI	CJSC	03.15	1798	B	132 kW	1378	92
SUPERB III (3V3) 2.0 TDI 4x4	CRLB	03.15	1968	D	110 kW	1374	63
SUPERB III (3V3) 2.0 TDI 4x4	DDAA	03.15	1968	D	140 kW	1375	73
SUPERB III (3V3) 2.0 TDI 4x4	DFCA	03.15	1968	D	140 kW	1376	76
SUPERB III (3V3) 2.0 TDI 4x4	DFEA	03.15	1968	D	110 kW	1376	76
SUPERB III (3V3) 2.0 TDI 4x4	DFGA	03.15	1968	D	110 kW	1374	63
SUPERB III (3V3) 2.0 TDI 4x4	DFHA	03.15	1968	D	140 kW	1374	63
SUPERB III (3V3) 2.0 TDI	CRGA	03.15	1968	D	130 kW	1376	76
SUPERB III (3V3) 2.0 TDI	CRLB	03.15	1968	D	110 kW	1374	63
SUPERB III (3V3) 2.0 TDI	DDAA	03.15	1968	D	140 kW	1375	73
SUPERB III (3V3) 2.0 TDI	DFCA	03.15	1968	D	140 kW	1376	76
SUPERB III (3V3) 2.0 TDI	DFEA	03.15	1968	D	110 kW	1376	76
SUPERB III (3V3) 2.0 TDI	DFGA	03.15	1968	D	110 kW	1374	63

	 ENGINE	 00000	ccm		kW		 1 POS
SUPERB III (3V3) 2.0 TDI	DFHA	03.15	1968	D	140 kW	1374	63
SUPERB III (3V3) 2.0 TDI	DSRA	03.15	1968	D	110 kW	1373	58
SUPERB III (3V3) 2.0 TDI	DSRB	03.15	1968	D	110 kW	1373	58
SUPERB III (3V3) 2.0 TSI 4x4	CJXA	03.15	1984	B	206 kW	1378	94
SUPERB III (3V3) 2.0 TSI 4x4	DNFE	03.15	1984	B	206 kW	1378	93
SUPERB III (3V3) 2.0 TSI 4x4	DNUA	03.15	1984	B	200 kW	1378	94
SUPERB III (3V3) 2.0 TSI	CHHB	03.15	1984	B	162 kW	1378	92
SUPERB III (3V3) 2.0 TSI	CZPB	07.19	1984	B	140 kW	1377	83
SUPERB III (3V3) 2.0 TSI	DKZA	07.19	1984	B	140 kW	1377	83
SUPERB III (3V3) 2.0 TSI	DNNA	07.19	1984	B	140 kW	1378	93
SUPERB III Kombi (3V5) 1.4 TSI 4x4	CZDA	03.15	1395	B	110 kW	1364	12
SUPERB III Kombi (3V5) 1.4 TSI 4x4	CZEA	03.15	1395	B	110 kW	1364	12
SUPERB III Kombi (3V5) 1.4 TSI	CZCA	03.15	1395	B	92 kW	1364	12
SUPERB III Kombi (3V5) 1.4 TSI	CZDA	03.15	1395	B	110 kW	1364	12
SUPERB III Kombi (3V5) 1.4 TSI	CZEA	03.15	1395	B	110 kW	1364	12
SUPERB III Kombi (3V5) 1.5 TSI	DADA	02.17	1498	B	110 kW	1364	9
SUPERB III Kombi (3V5) 1.5 TSI	DPCA	02.17	1498	B	110 kW	1364	9
SUPERB III Kombi (3V5) 1.6 TDI	DCXA	03.15	1598	D	88 kW	1370	42
SUPERB III Kombi (3V5) 1.6 TDI	DCZA	03.15	1598	D	88 kW	1371	50
SUPERB III Kombi (3V5) 1.8 TSI	CJSA	03.15	1798	B	132 kW	1377	82
SUPERB III Kombi (3V5) 1.8 TSI	CJSC	03.15	1798	B	132 kW	1378	92
SUPERB III Kombi (3V5) 2.0 TDI 4x4	CRLB	03.15	1968	D	110 kW	1374	63
SUPERB III Kombi (3V5) 2.0 TDI 4x4	DDAA	03.15	1968	D	140 kW	1375	73
SUPERB III Kombi (3V5) 2.0 TDI 4x4	DFCA	03.15	1968	D	140 kW	1376	76
SUPERB III Kombi (3V5) 2.0 TDI 4x4	DFEA	03.15	1968	D	110 kW	1376	76
SUPERB III Kombi (3V5) 2.0 TDI 4x4	DFGA	03.15	1968	D	110 kW	1374	63
SUPERB III Kombi (3V5) 2.0 TDI 4x4	DFHA	03.15	1968	D	140 kW	1374	63
SUPERB III Kombi (3V5) 2.0 TDI	CRGA	03.15	1968	D	130 kW	1376	76
SUPERB III Kombi (3V5) 2.0 TDI	CRLB	03.15	1968	D	110 kW	1374	63
SUPERB III Kombi (3V5) 2.0 TDI	DDAA	03.15	1968	D	140 kW	1375	73
SUPERB III Kombi (3V5) 2.0 TDI	DFCA	03.15	1968	D	140 kW	1376	76
SUPERB III Kombi (3V5) 2.0 TDI	DFEA	03.15	1968	D	110 kW	1376	76
SUPERB III Kombi (3V5) 2.0 TDI	DFGA	03.15	1968	D	110 kW	1374	63
SUPERB III Kombi (3V5) 2.0 TDI	DFHA	03.15	1968	D	140 kW	1374	63
SUPERB III Kombi (3V5) 2.0 TDI	DSRA	03.15	1968	D	110 kW	1373	58
SUPERB III Kombi (3V5) 2.0 TDI	DSRB	03.15	1968	D	110 kW	1373	58
SUPERB III Kombi (3V5) 2.0 TSI 4x4	CJXA	03.15	1984	B	206 kW	1378	94
SUPERB III Kombi (3V5) 2.0 TSI 4x4	DNFE	03.15	1984	B	206 kW	1378	93
SUPERB III Kombi (3V5) 2.0 TSI 4x4	DNUA	03.15	1984	B	200 kW	1378	94
SUPERB III Kombi (3V5) 2.0 TSI	CHHB	03.15	1984	B	162 kW	1378	92
SUPERB III Kombi (3V5) 2.0 TSI	CZPB	07.19	1984	B	140 kW	1377	83
SUPERB III Kombi (3V5) 2.0 TSI	DKZA	07.19	1984	B	140 kW	1377	83
SUPERB III Kombi (3V5) 2.0 TSI	DNNA	07.19	1984	B	140 kW	1378	93
YETI (5L) 1.2 TSI	CBZB	09.09 - 05.15	1197	B	77 kW	1363	2
YETI (5L) 1.2 TSI	CYVB	05.15 - 12.17	1197	B	81 kW	1363	3
YETI (5L) 1.4 TSI 4x4	CZDA	05.15 - 12.17	1395	B	110 kW	1364	12
YETI (5L) 1.4 TSI	CAXA	06.10 - 05.15	1390	B	90 kW	1366	21
YETI (5L) 1.4 TSI	CZCA	05.15 - 12.17	1395	B	92 kW	1364	12
YETI (5L) 1.6 TDI	CAYC	11.10 - 05.15	1598	D	77 kW	1371	48
YETI (5L) 1.6	CWVA	04.14 - 12.17	1598	B	81 kW	1365	17
YETI (5L) 1.8 TSI 4x4	CDAA	05.09 - 12.17	1798	B	118 kW	1376	81
YETI (5L) 1.8 TSI 4x4	CDAB	11.09 - 12.17	1798	B	112 kW	1378	88
YETI (5L) 2.0 TDI 4x4	CBDB	05.09 - 12.17	1968	D	103 kW	1375	70
YETI (5L) 2.0 TDI 4x4	CEGA	11.09 - 05.15	1968	D	125 kW	1375	70
YETI (5L) 2.0 TDI 4x4	CFHC	05.09 - 12.17	1968	D	103 kW	1375	70
YETI (5L) 2.0 TDI 4x4	CFHF	11.09 - 12.17	1968	D	81 kW	1375	70
YETI (5L) 2.0 TDI 4x4	CFJA	11.09 - 05.15	1968	D	125 kW	1375	70
YETI (5L) 2.0 TDI 4x4	CLCB	05.09 - 12.17	1968	D	103 kW	1375	70
YETI (5L) 2.0 TDI 4x4	CUUA	11.09 - 12.17	1968	D	81 kW	1375	72
YETI (5L) 2.0 TDI 4x4	CUUB	05.15 - 12.17	1968	D	110 kW	1375	73
YETI (5L) 2.0 TDI 4x4	DFSA	11.09 - 12.17	1968	D	81 kW	1376	78
YETI (5L) 2.0 TDI 4x4	DFSB	05.15 - 12.17	1968	D	110 kW	1376	76















							
YETI (5L) 2.0 TDI	CFHA	11.09 - 12.17	1968	D	81 kW	1375	70
YETI (5L) 2.0 TDI	CFHC	11.11 - 12.17	1968	D	103 kW	1375	70
YETI (5L) 2.0 TDI	CLCA	11.09 - 12.17	1968	D	81 kW	1375	70
YETI (5L) 2.0 TDI	CLCB	11.11 - 12.17	1968	D	103 kW	1375	70
YETI (5L) 2.0 TDI	CUUA	11.09 - 12.17	1968	D	81 kW	1375	72
YETI (5L) 2.0 TDI	CUUB	05.15 - 12.17	1968	D	110 kW	1375	73
YETI (5L) 2.0 TDI	DFSA	11.09 - 12.17	1968	D	81 kW	1376	78
YETI (5L) 2.0 TDI	DFSB	05.15 - 12.17	1968	D	110 kW	1376	76

ENGINE			ccm	kW			1 POS	ENGINE			ccm	kW			1 POS
135B	75,500	4	1289	40 kW	B	1365	16	AZE	75,500	4	1397	44 kW	B	1365	15
135I	75,500	4	1289	40 kW	B	1365	16	AZF	75,500	4	1397	44 kW	B	1365	15
135L	75,500	4	1289	43 kW	B	1365	16	AZH	82,500	4	1984	85 kW	B	1377	84
135M	75,500	4	1289	40 kW	B	1365	16	AZJ	82,500	4	1984	85 kW	B	1377	84
135	75,500	4	1289	40 - 43 kW	B	1365	16	AZL	82,500	4	1984	85 kW	B	1377	84
136 I	75,500	4	1289	50 kW	B	1365	16	AZM	82,500	4	1984	85 kW	B	1377	84
136 L	75,500	4	1289	45 kW	B	1365	16	AZQ	76,500	3	1198	47 kW	B	1366	21
136B	75,500	4	1289	50 kW	B	1365	16	AZV	81,000	4	1968	100 kW	D	1372	53
136M	75,500	4	1289	50 kW	B	1365	16	BBG	82,500	6	2771	140 kW	B	1377	85
136	75,500	4	1289	46 kW	B	1365	16	BBM	76,500	3	1198	44 kW	B	1366	20
781.135B	75,500	4	1289	40 kW	B	1365	16	BBY	76,500	4	1390	55 kW	B	1366	21
781.135E	75,500	4	1289	38 - 40 kW	B	1365	16	BBZ	76,500	4	1390	74 kW	B	1366	21
781.135I40	75,500	4	1289	40 kW	B	1365	16	BCA	76,500	4	1390	55 kW	B	1366	21
781.136B	75,500	4	1289	50 kW	B	1365	16	BDG	78,300	6	2496	120 kW	D	1367	28
781.136I50	75,500	4	1289	40 - 50 kW	B	1365	16	BFQ	81,000	4	1595	75 kW	B	1374	66
781.136M	75,500	4	1289	50 kW	B	1365	16	BGU	81,000	4	1595	75 kW	B	1374	66
ADR	81,000	4	1781	92 kW	B	1373	59	BJB	79,500	4	1896	77 kW	D	1371	47
AEE	76,500	4	1598	55 kW	B	1365	18	BKC	79,500	4	1896	77 kW	D	1371	47
AEF	79,500	4	1896	47 kW	D	1369	36	BKD	81,000	4	1968	103 kW	D	1373	60
AEG	82,500	4	1984	85 kW	B	1377	84	BKY	76,500	4	1390	55 kW	B	1366	21
AEH	81,000	4	1595	74 kW	B	1374	64	BLF	76,500	4	1598	85 kW	B	1366	21
AEY	79,500	4	1896	47 kW	D	1369	37	BLR	82,500	4	1984	110 kW	B	1377	86
AGN	81,000	4	1781	92 kW	B	1373	59	BLS	79,500	4	1896	77 kW	D	1368	33
AGP	79,500	4	1896	50 kW	D	1369	38	BLT	79,500	4	1896	96 kW	D	1370	40
AGR	79,500	4	1896	66 kW	D	1367	29	BLX	82,500	4	1984	110 kW	B	1377	86
AGU	81,000	4	1781	110 kW	B	1374	65	BLY	82,500	4	1984	110 kW	B	1377	86
AHF	79,500	4	1896	81 kW	D	1367	29	BMD	76,500	3	1198	40 kW	B	1366	20
AKL	81,000	4	1595	74 kW	B	1374	64	BME	76,500	3	1198	47 kW	B	1366	21
ALH	79,500	4	1896	66 kW	D	1367	29	BMM	81,000	4	1968	103 kW	D	1372	54
AMD	75,500	4	1397	44 kW	B	1365	15	BMN	81,000	4	1968	125 kW	D	1372	55
AME	75,500	4	1397	50 kW	B	1365	15	BMP	81,000	4	1968	103 kW	D	1374	67
AMF	79,500	3	1422	55 kW	D	1367	30	BMS	79,500	3	1422	59 kW	D	1370	41
AMG	75,500	4	1289	40 kW	B	1365	16	BNM	79,500	3	1422	51 kW	D	1370	41
AMH	75,500	4	1289	50 kW	B	1365	16	BNV	79,500	3	1422	59 kW	D	1370	41
AMJ	75,500	4	1289	43 kW	B	1365	16	BPZ	79,500	4	1896	85 kW	D	1370	45
AMX	82,500	6	2771	142 kW	B	1377	85	BSE	81,000	4	1595	75 kW	B	1374	66
APK	82,500	4	1984	85 kW	B	1377	84	BSF	81,000	4	1595	75 kW	B	1374	66
AQM	79,500	4	1896	50 kW	D	1370	43	BSS	81,000	4	1968	103 kW	D	1374	67
AQV	72,000	4	996	37 kW	B	1363	4	BSV	79,500	4	1896	77 kW	D	1370	45
AQW	75,500	4	1397	50 kW	B	1365	15	BSW	79,500	4	1896	77 kW	D	1371	46
AQY	82,500	4	1984	85 kW	B	1377	84	BTS	76,500	4	1598	77 kW	B	1366	21
ARV	72,000	4	996	37 kW	B	1363	4	BUD	76,500	4	1390	59 kW	B	1366	21
ARX	81,000	4	1781	110 kW	B	1374	65	BVX	82,500	4	1984	110 kW	B	1377	86
ARZ	81,000	4	1781	110 kW	B	1374	65	BVY	82,500	4	1984	110 kW	B	1377	86
ASV	79,500	4	1896	81 kW	D	1367	29	BVZ	82,500	4	1984	110 kW	B	1377	86
ASY	79,500	4	1896	47 kW	D	1370	43	BWA	82,500	4	1984	147 kW	B	1376	79
ASZ	79,500	4	1896	96 kW	D	1368	31	BWJ	82,500	4	1984	177 kW	B	1377	87
ATD	79,500	4	1896	74 kW	D	1369	39	BWW	81,000	4	1968	91 kW	D	1374	68
ATZ	75,500	4	1397	50 kW	B	1365	15	BXE	79,500	4	1896	77 kW	D	1371	47
AUA	76,500	4	1390	55 kW	B	1366	21	BXW	76,500	4	1390	63 kW	B	1366	21
AUB	76,500	4	1390	74 kW	B	1366	21	BYJ	82,500	4	1798	118 kW	B	1378	89
AUM	81,000	4	1781	110 kW	B	1374	65	BZB	82,500	4	1798	118 kW	B	1376	80
AUQ	81,000	4	1781	132 kW	B	1374	65	BZG	76,500	3	1198	51 kW	B	1366	21
AVB	79,500	4	1896	74 kW	D	1368	32	CAVE	76,500	4	1390	132 kW	B	1366	21
AVF	79,500	4	1896	96 kW	D	1370	44	CAXA	76,500	4	1390	90 kW	B	1366	21
AVU	81,000	4	1595	75 kW	B	1374	66	CAXC	76,500	4	1390	92 kW	B	1366	21
AWT	81,000	4	1781	110 kW	B	1374	65	CAYA	79,500	4	1598	55 kW	D	1371	48
AWX	79,500	4	1896	96 kW	D	1370	44	CAYB	79,500	4	1598	66 kW	D	1371	48
AWY	76,500	3	1198	40 kW	B	1365	19	CAYC	79,500	4	1598	77 kW	D	1371	48
AXP	76,500	4	1390	55 kW	B	1366	21	CBBB	81,000	4	1968	125 kW	D	1375	69
AXR	79,500	4	1896	74 kW	D	1371	47	CBDB	81,000	4	1968	103 kW	D	1375	70
AYM	78,300	6	2496	114 kW	D	1367	27	CBZA	71,000	4	1197	63 kW	B	1363	1



ENGINE			ccm	kW			1 POS	ENGINE			ccm	kW			1 POS
CBZB	71,000	4	1197	77 kW	B	1363	2	CMXA	81,000	4	1595	75 kW	B	1373	57
CCSA	81,000	4	1595	75 kW	B	1372	56	CPGA	74,510	3	999	50 kW	B	1365	14
CCZA	82,500	4	1984	147 kW	B	1376	80	CPJA	76,500	4	1598	77 kW	B	1366	22
CDAA	82,500	4	1798	118 kW	B	1376	81	CPWA	74,500	4	1395	81 kW	B	1364	12
CDAB	82,500	4	1798	112 kW	B	1378	88	CRGA	81,000	4	1968	130 kW	D	1376	76
CDDA	76,500	4	1390	63 kW	B	1366	22	CRGB	81,000	4	1968	130 kW	D	1376	76
CDEA	76,500	4	1598	77 kW	B	1366	22	CRKA	79,500	4	1598	66 kW	D	1371	49
CDFA	76,500	4	1595	77 kW	B	1366	22	CRKB	79,500	4	1598	81 kW	D	1370	42
CDVA	89,000	6	3597	191 kW	B	1379	95	CRLB	81,000	4	1968	110 kW	D	1374	63
CEAA	82,500	4	1798	118 kW	B	1378	89	CRMB	81,000	4	1968	110 kW	D	1375	73
CEGA	81,000	4	1968	125 kW	D	1375	70	CRVC	81,000	4	1968	105 kW	D	1375	73
CEVA	76,500	3	1198	51 kW	B	1366	21	CTHE	76,500	4	1390	132 kW	B	1366	21
CFBA	76,500	4	1390	96 kW	B	1366	22	CUAA	81,000	4	1968	176 kW	D	1375	71
CFFB	81,000	4	1968	103 kW	D	1375	69	CUNA	81,000	4	1968	135 kW	D	1374	63
CFGB	81,000	4	1968	125 kW	D	1375	69	CUPA	81,000	4	1968	135 kW	D	1373	62
CFHA	81,000	4	1968	81 kW	D	1375	70	CUSA	79,500	3	1422	55 kW	D	1368	35
CFHC	81,000	4	1968	103 kW	D	1375	70	CUSB	79,500	3	1422	66 kW	D	1371	51
CFHF	81,000	4	1968	81 kW	D	1375	70	CUTA	79,500	3	1422	77 kW	D	1371	51
CFJA	81,000	4	1968	125 kW	D	1375	70	CUUA	81,000	4	1968	81 kW	D	1375	72
CFNA	76,500	4	1598	77 kW	B	1366	21	CUUB	81,000	4	1968	110 kW	D	1375	73
CFWA	79,500	3	1199	55 kW	D	1370	42	CWVA	76,500	4	1598	81 kW	B/G	1365	17
CGGA	76,500	4	1390	59 kW	B	1366	21	CWVB	76,500	4	1598	66 kW	B	1365	17
CGGB	76,500	4	1390	63 kW	B	1366	21	CWXB	77,000	4	1498	77 kW	D	1366	25
CGMA	82,500	4	1984	147 kW	B	1378	89	CWXC	77,000	4	1498	81 kW	D	1366	26
CGPA	76,500	3	1198	51 kW	B	1366	21	CXMA	79,500	4	1598	85 kW	D	1370	42
CGPB	76,500	3	1198	44 kW	B	1366	21	CXXA	79,500	4	1598	66 kW	D	1370	42
CGPC	76,500	3	1198	55 kW	B	1366	21	CXXB	79,500	4	1598	81 kW	D	1370	42
CGZA	82,500	4	1984	88 kW	B	1378	90	CYKA	81,000	4	1968	110 kW	D	1375	73
CHFA	76,500	3	1198	44 kW	B/G	1366	20	CYVA	71,000	4	1197	63 kW	B	1363	3
CHGA	81,000	4	1595	75 kW	B	1373	61	CYVB	71,000	4	1197	81 kW	B	1363	3
CHHA	82,500	4	1984	169 kW	B	1378	91	CZCA	74,500	4	1395	92 kW	B	1364	12
CHHB	82,500	4	1984	162 kW	B/G	1378	92	CZDA	74,500	4	1395	110 kW	B	1364	12
CHPA	74,500	4	1395	103 kW	B	1364	12	CZDB	74,500	4	1395	92 kW	B	1364	12
CHPB	74,500	4	1395	110 kW	B	1364	12	CZEA	74,500	4	1395	110 kW	B	1364	12
CHTA	76,500	3	1198	51 kW	B	1366	21	CZPA	82,500	4	1984	132 kW	B	1378	94
CHYA	74,500	3	999	44 kW	B	1364	10	CZPB	82,500	4	1984	140 kW	B	1377	83
CHYB	74,500	3	999	55 kW	B	1364	10	DADA	74,500	4	1498	110 kW	B	1364	9
CHYE	74,500	3	999	44 kW	B/G	1364	11	DAFA	74,500	3	999	44 kW	B	1364	13
CHZB	74,500	3	999	70 kW	B	1363	5	DBGA	81,000	4	1968	110 kW	D	1375	74
CHZC	74,500	3	999	81 kW	B	1364	12	DBGC	81,000	4	1968	110 kW	D	1376	75
CHZD	74,500	3	999	85 kW	B	1364	12	DBKA	79,500	4	1598	81 kW	D	1368	34
CHZJ	74,500	3	999	85 kW	B	1363	5	DBYA	74,500	3	999	66 kW	B	1363	6
CJLA	76,500	3	1198	55 kW	B	1366	23	DCXA	79,500	4	1598	88 kW	D	1370	42
CJSA	82,500	4	1798	132 kW	B	1377	82	DCYA	81,000	4	1968	110 kW	D	1375	74
CJSB	82,500	4	1798	132 kW	B	1378	92	DCZA	79,500	4	1598	88 kW	D	1371	50
CJSC	82,500	4	1798	132 kW	B	1378	92	DDAA	81,000	4	1968	140 kW	D	1375	73
CJXA	82,500	4	1984	206 kW	B	1378	94	DDYA	79,500	4	1598	85 kW	D	1371	51
CJZA	71,000	4	1197	77 kW	B	1363	3	DDYB	79,500	4	1598	66 kW	D	1368	35
CJZB	71,000	4	1197	63 kW	B	1363	3	DFCA	81,000	4	1968	140 kW	D	1376	76
CJZC	71,000	4	1197	66 kW	B	1363	3	DFEA	81,000	4	1968	110 kW	D	1376	76
CJZD	71,000	4	1197	81 kW	B	1363	3	DFFA	81,000	4	1968	110 kW	D	1376	77
CKFB	81,000	4	1968	105 kW	D	1375	73	DFGA	81,000	4	1968	110 kW	D	1374	63
CKFC	81,000	4	1968	110 kW	D	1375	73	DFGC	81,000	4	1968	85 kW	D	1376	76
CLCA	81,000	4	1968	81 kW	D	1375	70	DFHA	81,000	4	1968	140 kW	D	1374	63
CLCB	81,000	4	1968	103 kW	D	1375	70	DFSA	81,000	4	1968	81 kW	D	1376	78
CLHA	79,500	4	1598	77 kW	D	1370	42	DFSB	81,000	4	1968	110 kW	D	1376	76
CLHB	79,500	4	1598	66 kW	D	1370	42	DFYA	74,500	4	1498	110 kW	B	1364	9
CLJA	81,000	4	1968	103 kW	D	1375	69	DGEA	74,500	4	1395	110 kW	B	1363	6
CLNA	79,500	4	1598	77 kW	D	1371	48	DGTA	79,500	4	1598	85 kW	D	1371	52
CLPA	76,500	4	1390	63 kW	B	1366	23	DGTD	79,500	4	1598	70 kW	D	1371	50
CLRA	76,500	4	1598	77 kW	B	1366	23	DGTE	79,500	4	1598	85 kW	D	1368	35
CLSA	76,500	4	1598	77 kW	B	1366	21	DHGA	82,500	4	1984	180 kW	B	1378	93

			ccm	kW			1 POS				ccm	kW			1 POS
DJGA	81,000	4	1968	135 kW	D	1375	74	DNNA	82,500	4	1984	140 kW	B	1378	93
DJKA	74,500	4	1395	110 kW	B	1363	6	DNPA	82,500	4	1984	180 - 180 kW	B	1378	93
DKJA	74,500	3	999	85 kW	B	1363	6	DNUA	82,500	4	1984	200 kW	B	1378	94
DKLA	74,500	3	999	70 kW	B	1363	5	DPCA	74,500	4	1498	110 kW	B/G	1364	9
DKRF	74,500	3	999	85 kW	B	1364	7	DSGA	74,500	3	999	48 kW	B	1364	11
DKTB	82,500	4	1984	180 kW	B	1377	83	DSGD	74,500	3	999	59 kW	B	1364	11
DKZA	82,500	4	1984	140 kW	B	1377	83	DSRA	81,000	4	1968	110 kW	D	1373	58
DLAA	74,500	3	999	81 kW	B	1364	8	DSRB	81,000	4	1968	110 kW	D	1373	58
DLAC	74,500	3	999	70 kW	B	1364	8	DWYA	76,500	4	1598	81 kW	B	1366	24
DLBA	82,500	4	1984	180 kW	B	1378	94	OHC	75,500	4	1289	40 - 45 kW	B	1365	16
DNFE	82,500	4	1984	206 kW	B	1378	93								



## 71,000 mm

1

CBZA ,

**850209-4**

35,60 x 6,00 x 98,50 x 45°

**880228-4**

11,05 x 6,00 x 36,15 | IN | EX

**860210-4**

30,10 x 6,00 x 98,50 x 45°

**915097-8**

Ø 6,00

## 71,000 mm

2

CBZB ,

**850209-4**

35,60 x 6,00 x 98,50 x 45°

**880228-4**

11,05 x 6,00 x 36,15 | IN | EX

**M-6**

**860210-4**

30,10 x 6,00 x 98,50 x 45°

**915097-8**

Ø 6,00

## 71,000 mm

3

CJZA , CJZB , CJZC , CJZD , CYVA , CYVB ,

**855019-4**

26,60 x 5,00 x 110,25 x 45°

**M-5**

**865020-4**

23,60 x 5,00 x 110,10 x 30°

## 72,000 mm

4

AQV , ARV ,

**915001-8**

Ø 7,00

## 74,500 mm

5

CHZB , CHZJ , DKLA ,

**855004-4**

29,50 x 5,00 x 110,20 x 45°

**M-5**

**855021-4**

28,50 x 5,00 x 110,25 x 45°

**865005-4**

27,00 x 5,00 x 110,20 x 30°

**865022-4**

25,00 x 5,00 x 110,10 x 30°

## 74,500 mm

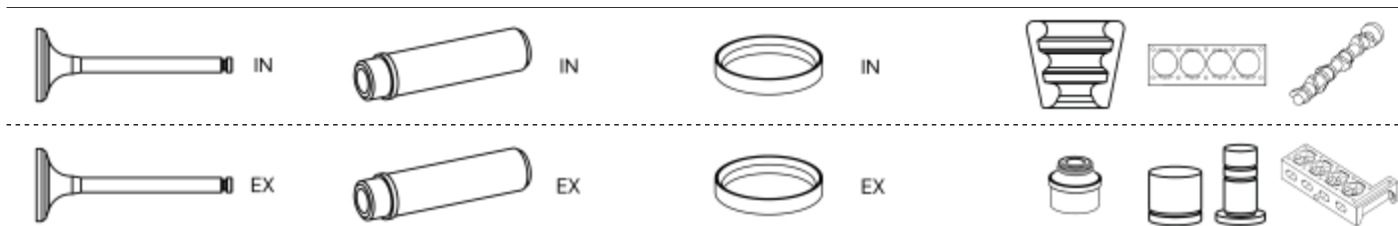
6

DBYA , DGEA , DJKA , DKJA ,

**855021-4**

28,50 x 5,00 x 110,25 x 45°

**M-5**



<b>74,500 mm</b>	<b>7</b>
------------------	----------

DKRF ,	
<b>855004-4</b>	<b>M-5</b>
29,50 x 5,00 x 110,20 x 45°	
<b>855021-4</b>	
28,50 x 5,00 x 110,25 x 45°	
<b>865005-4</b>	
27,00 x 5,00 x 110,20 x 30°	

<b>74,500 mm</b>	<b>8</b>
------------------	----------

DLAA , DLAC ,	
<b>865022-4</b>	<b>M-5</b>
25,00 x 5,00 x 110,10 x 30°	

<b>74,500 mm</b>	<b>9</b>
------------------	----------

DADA , DFYA , DPCA ,	
<b>865005-4</b>	<b>M-5</b>

<b>74,500 mm</b>	<b>10</b>
------------------	-----------

CHYA , CHYB ,	
<b>855004-4</b>	<b>M-5</b>
29,50 x 5,00 x 110,20 x 45°	
<b>865005-4</b>	<b>975002-8</b>
27,00 x 5,00 x 110,20 x 30°	Hydro

<b>74,500 mm</b>	<b>11</b>
------------------	-----------

CHYE , DSGA , DSGD ,	
<b>855004-4</b>	
29,50 x 5,00 x 110,20 x 45°	
<b>865005-4</b>	
27,00 x 5,00 x 110,20 x 30°	

<b>74,500 mm</b>	<b>12</b>
------------------	-----------

CHPA , CHPB , CHZC , CHZD , CPWA , CZCA , CZDA , CZDB , CZEA ,	
<b>855021-4</b>	<b>M-5</b>
28,50 x 5,00 x 110,25 x 45°	
<b>865022-4</b>	
25,00 x 5,00 x 110,10 x 30°	

<b>74,500 mm</b>	<b>13</b>
------------------	-----------

DAFA ,	
<b>855004-4</b>	<b>M-5</b>
29,50 x 5,00 x 110,20 x 45°	
<b>865005-4</b>	
27,00 x 5,00 x 110,20 x 30°	



## 74,510 mm

14

CPGA ,

**855004-4**

29,50 x 5,00 x 110,20 x 45°

**855061-4**

29,60 x 6,00 x 101,00 x 45°

**865005-4**

27,00 x 5,00 x 110,20 x 30°

**865062-4**

26,15 x 6,00 x 100,60 x 45°

M-5

## 75,500 mm

15

AMD , AME , AQW , ATZ , AZE , AZF ,

M-7

915001-8

Ø 7,00

## 75,500 mm

16

135B , 135I , 135L , 135M , 135 , 136 I , 136 L , 136B , 136M , 136 , 781.135B , 781.135E , 781.135I40 , 781.136B , 781.136I50 , 781.136M , AMG , AMH , AMJ , OHC ,

915001-8

Ø 7,00

## 76,500 mm

17

CWVA , CWVB ,

**855004-4**

29,50 x 5,00 x 110,20 x 45°

**865005-4**

27,00 x 5,00 x 110,20 x 30°

M-5

## 76,500 mm

18

AEE ,

**885012-4**

11,08 x 7,00 x 15,00 | IN | EX

M-7

**865068-4**

29,10 x 7,00 x 95,00 x 45°

915001-8

Ø 7,00

975002-8

Hydro

## 76,500 mm

19

AWY ,

**850273-3**

34,50 x 6,00 x 99,25 x 45°

**880217-4**

12,08 x 6,00 x 36,50 | IN | EX

M-6

**880228-4**

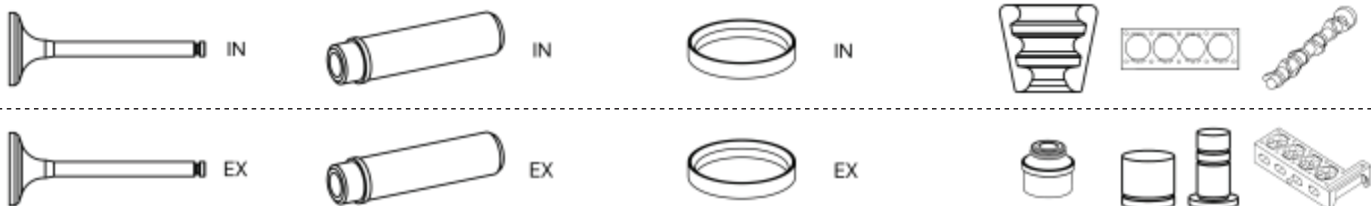
11,05 x 6,00 x 36,15 | IN | EX

**860272-4**

28,00 x 6,00 x 99,10 x 45°

915097-8

Ø 6,00



## 76,500 mm

20

BBM , BMD , CHFA ,

850273-3

880228-4

34,50 x 6,00 x 99,25 x 45°

11,05 x 6,00 x 36,15 | IN | EX

860272-4

28,00 x 6,00 x 99,10 x 45°

915097-8

Ø 6,00

## 76,500 mm

21

AUA , AUB , AXP , AZQ , BBY , BBZ , BCA , BKY , BLF , BME , BTS , BUD , BXW , BZG , CAVE , CAXA , CAXC , CEVA , CFNA , CGGA , CGGB , CGPA , CGPB , CGPC , CHTA , CLSA , CTHE ,

855061-4

880228-4

M-6

29,60 x 6,00 x 101,00 x 45°

11,05 x 6,00 x 36,15 | IN | EX

865062-4

26,15 x 6,00 x 100,60 x 45°

915097-8

Ø 6,00

## 76,500 mm

22

CDDA , CDEA , CDFA , CFBA , CPJA ,

915097-8

Ø 6,00

## 76,500 mm

23

CJLA , CLPA , CLRA ,

855061-4

M-6

29,60 x 6,00 x 101,00 x 45°

865062-4

26,15 x 6,00 x 100,60 x 45°

915097-8

Ø 6,00

## 76,500 mm

24

DWYA ,

855004-4

29,50 x 5,00 x 110,20 x 45°

865005-4

27,00 x 5,00 x 110,20 x 30°

## 77,000 mm

25

CWXB ,

915097-8

Ø 6,00

970227-8

Hydro

## 77,000 mm

26

CWXC ,

915097-8

Ø 6,00





## 78,300 mm

27

AYM,

**850237-6**

27,25 x 6,00 x 100,50 x 45°

**880230-4**

10,06 x 6,00 x 42,00 | IN | EX

**515096-1**

**515097-1**

**515098-1**

**515099-1**

**860238-6**

24,25 x 6,00 x 100,50 x 45°

**915097-8**

Ø 6,00

**860240-6**

24,20 x 6,00 x 101,00 x 45°

## 78,300 mm

28

BDG,

**850281-4**

27,30 x 6,00 x 100,60 x 45°

**880230-4**

10,06 x 6,00 x 42,00 | IN | EX

**860282-4**

24,10 x 6,00 x 100,60 x 45°

**915097-8**

Ø 6,00

**970227-8**

Hydro

## 79,500 mm

29

AGR, AHF, ALH, ASV,

**855038-4**

36,05 x 7,00 x 96,90 x 45°

**880227-4**

12,08 x 7,00 x 36,00 | IN | EX

**M-7**

**905007-1**

**865039-4**

31,55 x 7,00 x 96,90 x 45°

**915001-8**

Ø 7,00

**975001-8**

Hydro

**975002-8**

Hydro

## 79,500 mm

30

AMF,

**850241-4**

36,00 x 7,00 x 89,50 x 45°

**880226-4**

12,08 x 7,00 x 38,00 | IN | EX

**M-7**

**855087-4**

35,90 x 7,00 x 90,00 x 45°

**880227-4**

12,08 x 7,00 x 36,00 | IN | EX

**860244-4**

31,60 x 7,00 x 89,00 x 45°

**915001-8**

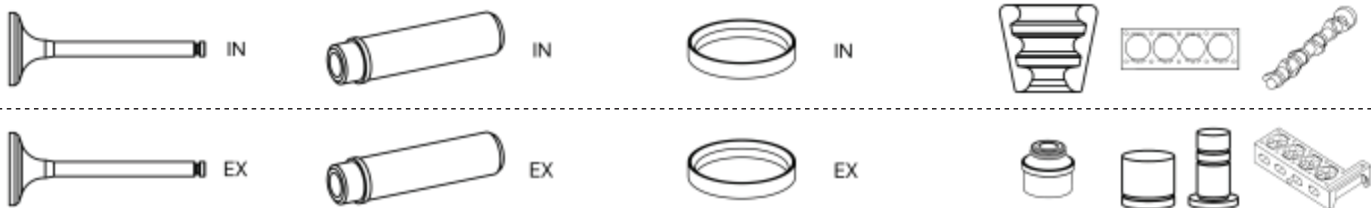
Ø 7,00

**975003-8**

Hydro

**865092-4**

31,60 x 7,00 x 89,90 x 45°



<b>79,500 mm</b>	<b>31</b>
------------------	-----------

<b>ASZ ,</b>				
<b>855087-4</b> 35,90 x 7,00 x 90,00 x 45°	<b>880226-4</b> 12,08 x 7,00 x 38,00   IN   EX	<b>M-7</b>	<b>515012-1</b>	
	<b>880227-4</b> 12,08 x 7,00 x 36,00   IN   EX			
<b>865092-4</b> 31,60 x 7,00 x 89,90 x 45°		<b>915001-8</b> Ø 7,00	<b>975003-8</b> Hydro	<b>485020-1</b>

<b>79,500 mm</b>	<b>32</b>
------------------	-----------

<b>AVB ,</b>				
<b>850241-4</b> 36,00 x 7,00 x 89,50 x 45°		<b>M-7</b>	<b>515012-1</b>	
<b>855087-4</b> 35,90 x 7,00 x 90,00 x 45°				
<b>865092-4</b> 31,60 x 7,00 x 89,90 x 45°		<b>915001-8</b> Ø 7,00	<b>975003-8</b> Hydro	<b>485020-1</b>

<b>79,500 mm</b>	<b>33</b>
------------------	-----------

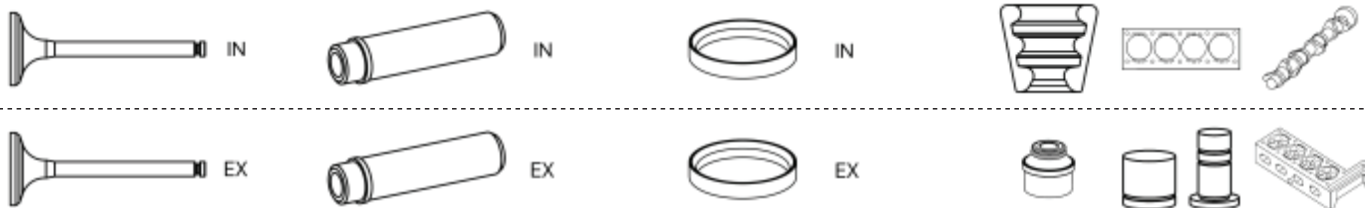
<b>BLS ,</b>				
<b>850241-4</b> 36,00 x 7,00 x 89,50 x 45°		<b>M-7</b>	<b>515012-1</b>	
			<b>515014-C-1</b>	
<b>860244-4</b> 31,60 x 7,00 x 89,00 x 45°		<b>915001-8</b> Ø 7,00	<b>975003-8</b> Hydro	<b>485020-1</b>

<b>79,500 mm</b>	<b>34</b>
------------------	-----------

<b>DBKA ,</b>				
<b>850205-4</b> 28,20 x 6,00 x 99,30 x 45°	<b>880230-4</b> 10,06 x 6,00 x 42,00   IN   EX	<b>M-6</b>		
<b>850279-4</b> 26,55 x 6,00 x 99,30 x 45°				
<b>860206-4</b> 26,00 x 6,00 x 99,10 x 45°		<b>915097-8</b> Ø 6,00	<b>970227-8</b> Hydro	
<b>860280-4</b> 24,45 x 6,00 x 99,10 x 45°				

<b>79,500 mm</b>	<b>35</b>
------------------	-----------

<b>CUSA , DDYB , DGTE ,</b>				
<b>850279-4</b> 26,55 x 6,00 x 99,30 x 45°		<b>M-6</b>		
		<b>915097-8</b> Ø 6,00		



## 79,500 mm 36

AEF,

**855029-4** **M-7** **905024-1** **515002-1**

36,05 x 7,00 x 96,60 x 45°

**855063-4** **M-8**

36,00 x 8,00 x 95,10 x 45°

**865018-4** **912801-8** **975001-8**

31,25 x 7,00 x 95,65 x 45°

**865030-4** **915001-8** **975002-8**

31,55 x 7,00 x 96,35 x 45°

**865064-4** Ø 7,00 Hydro

31,30 x 8,00 x 95,60 x 45°

## 79,500 mm 37

AEY,

**855029-4** **M-7** **905008-1**

36,05 x 7,00 x 96,60 x 45°

**855063-4** **M-8**

36,00 x 8,00 x 95,10 x 45°

**865030-4** **912801-8** **975002-8**

31,55 x 7,00 x 96,35 x 45°

**865064-4** Ø 8,00 Hydro

31,30 x 8,00 x 95,60 x 45°

**915001-8**  
Ø 7,00

## 79,500 mm 38

AGP,

**855029-4** **M-7** **905007-1**

36,05 x 7,00 x 96,60 x 45°

**855063-4** **M-8**

36,00 x 8,00 x 95,10 x 45°

**865030-4** **915001-8** **975001-8**

31,55 x 7,00 x 96,35 x 45°

**865064-4** Ø 7,00 Hydro

**975002-8**  
Hydro

## 79,500 mm 39

ATD,

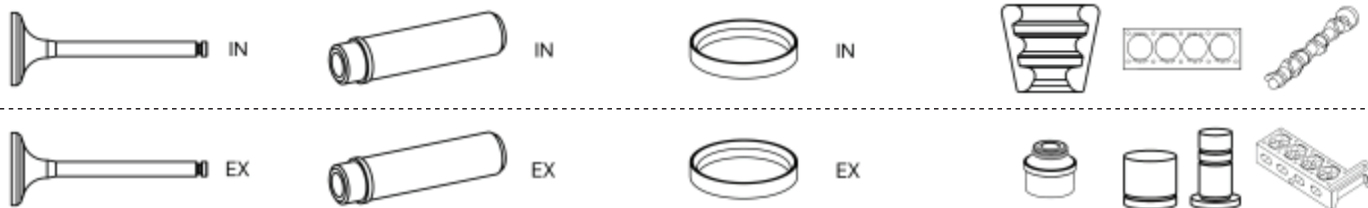
**855087-4** **M-7** **515012-1**

35,90 x 7,00 x 90,00 x 45°

**865092-4** **915001-8** **975003-8** **485020-1**

31,60 x 7,00 x 89,90 x 45°

Ø 7,00 Hydro



<b>79,500 mm</b>	<b>40</b>
------------------	-----------

<b>BLT ,</b>			
<b>850241-4</b>		<b>M-7</b>	<b>515012-1</b>
36,00 x 7,00 x 89,50 x 45°			
<b>855087-4</b>			
35,90 x 7,00 x 90,00 x 45°			
<b>860244-4</b>		<b>915001-8</b>	<b>975003-8</b> <b>485020-1</b>
31,60 x 7,00 x 89,00 x 45°		Ø 7,00	Hydro
<b>865092-4</b>			
31,60 x 7,00 x 89,90 x 45°			

<b>79,500 mm</b>	<b>41</b>
------------------	-----------

<b>BMS , BNM , BNV ,</b>			
<b>850241-4</b>		<b>M-7</b>	
36,00 x 7,00 x 89,50 x 45°			
<b>860244-4</b>		<b>915001-8</b>	<b>975003-8</b>
31,60 x 7,00 x 89,00 x 45°		Ø 7,00	Hydro

<b>79,500 mm</b>	<b>42</b>
------------------	-----------

<b>CFWA , CLHA , CLHB , CRKB , CXMA , CXXA , CXXB , DCXA ,</b>			
<b>850279-4</b>		<b>M-6</b>	
26,55 x 6,00 x 99,30 x 45°			
<b>860280-4</b>		<b>915097-8</b>	<b>970227-8</b>
24,45 x 6,00 x 99,10 x 45°		Ø 6,00	Hydro

<b>79,500 mm</b>	<b>43</b>
------------------	-----------

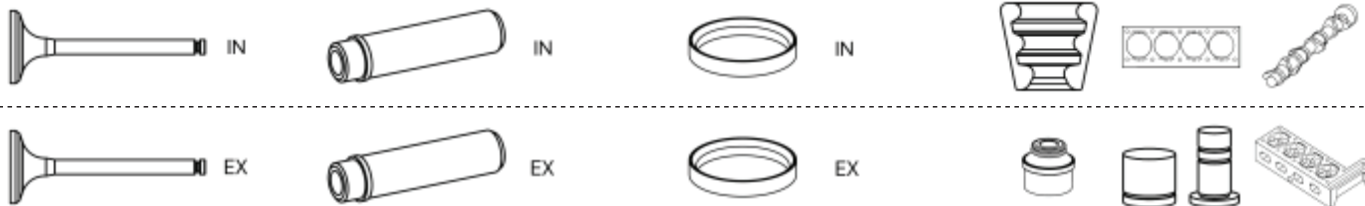
<b>AQM , ASY ,</b>			
<b>855029-4</b>		<b>M-7</b>	<b>905007-1</b>
36,05 x 7,00 x 96,60 x 45°			
<b>865030-4</b>		<b>915001-8</b>	<b>975001-8</b>
31,55 x 7,00 x 96,35 x 45°		Ø 7,00	Hydro
			<b>975002-8</b>
			Hydro

<b>79,500 mm</b>	<b>44</b>
------------------	-----------

<b>AVF , AWX ,</b>			
<b>850241-4</b>	<b>880226-4</b>	<b>M-7</b>	<b>515012-1</b>
36,00 x 7,00 x 89,50 x 45°		12,08 x 7,00 x 38,00   IN   EX	
<b>855087-4</b>	<b>880227-4</b>		
35,90 x 7,00 x 90,00 x 45°		12,08 x 7,00 x 36,00   IN   EX	
<b>865092-4</b>		<b>915001-8</b>	<b>975003-8</b> <b>485020-1</b>
31,60 x 7,00 x 89,90 x 45°		Ø 7,00	Hydro

<b>79,500 mm</b>	<b>45</b>
------------------	-----------

<b>BPZ , BSV ,</b>			
<b>850241-4</b>		<b>M-7</b>	<b>515014-C-1</b>
36,00 x 7,00 x 89,50 x 45°			
<b>860244-4</b>		<b>915001-8</b>	<b>975003-8</b> <b>485020-1</b>
31,60 x 7,00 x 89,00 x 45°		Ø 7,00	Hydro



## 79,500 mm

**46**

BSW ,

**850241-4****880226-4**

36,00 x 7,00 x 89,50 x 45°

12,08 x 7,00 x 38,00 | IN | EX

**M-7****515012-1****855087-4**

35,90 x 7,00 x 90,00 x 45°

**860244-4**

31,60 x 7,00 x 89,00 x 45°

**915001-8****975003-8****485020-1**

Ø 7,00

Hydro

## 79,500 mm

**47**

AXR , BJB , BKC , BXE ,

**850241-4**

36,00 x 7,00 x 89,50 x 45°

**M-7****515012-1****860244-4**

31,60 x 7,00 x 89,00 x 45°

**915001-8****975003-8****485020-1**

Ø 7,00

Hydro

## 79,500 mm

**48**

CAYA , CAYB , CAYC , CLNA ,

**850279-4**

26,55 x 6,00 x 99,30 x 45°

**M-6****515017-1****515018-1****860280-4**

24,45 x 6,00 x 99,10 x 45°

**915097-8****970227-8**

Ø 6,00

Hydro

## 79,500 mm

**49**

CRKA ,

**850279-4**

26,55 x 6,00 x 99,30 x 45°

**M-6****860280-4**

24,45 x 6,00 x 99,10 x 45°

**915097-8**

Ø 6,00

## 79,500 mm

**50**

DCZA , DGTD ,

**915097-8**

Ø 6,00

## 79,500 mm

**51**

CUSB , CUTA , DDYA ,

**850279-4**

26,55 x 6,00 x 99,30 x 45°

**M-6****915097-8****970227-8**

Ø 6,00

Hydro

## 79,500 mm

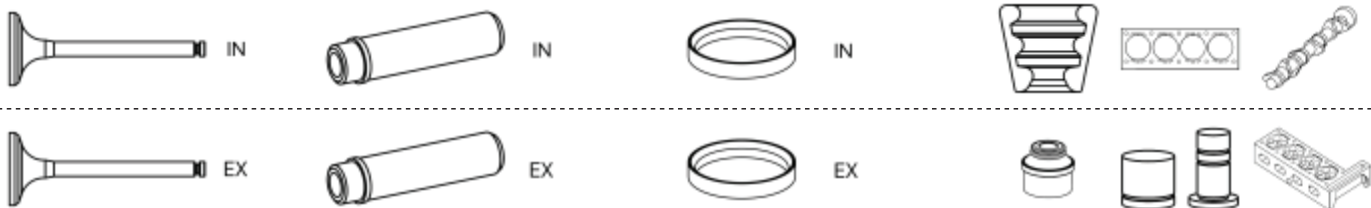
**52**

DGTA ,

**915097-8****970227-8**

Ø 6,00

Hydro



<b>81,000 mm</b>	<b>53</b>
------------------	-----------

AZV ,

<b>850275-4</b>	<b>880230-4</b>
29,40 x 6,00 x 88,50 x 45°	10,06 x 6,00 x 42,00   IN   EX

<b>850277-4</b>
29,20 x 6,00 x 87,80 x 45°

<b>860276-4</b>	<b>915097-8</b>	<b>485022-1</b>
25,50 x 6,00 x 88,20 x 45°	Ø 6,00	

<b>860278-4</b>
25,50 x 6,00 x 87,50 x 45°

<b>81,000 mm</b>	<b>54</b>
------------------	-----------

BMM ,

<b>850241-4</b>	<b>M-7</b>	<b>515014-C-1</b>
36,00 x 7,00 x 89,50 x 45°		

<b>850275-4</b>
29,40 x 6,00 x 88,50 x 45°

<b>860244-4</b>	<b>915001-8</b>	<b>975003-8</b>	<b>485020-1</b>
31,60 x 7,00 x 89,00 x 45°	Ø 7,00	Hydro	

<b>860276-4</b>
25,50 x 6,00 x 88,20 x 45°

<b>81,000 mm</b>	<b>55</b>
------------------	-----------

BMN ,

<b>850241-4</b>	<b>880230-4</b>	<b>515018-1</b>
36,00 x 7,00 x 89,50 x 45°	10,06 x 6,00 x 42,00   IN   EX	

<b>850275-4</b>
29,40 x 6,00 x 88,50 x 45°

<b>850277-4</b>
29,20 x 6,00 x 87,80 x 45°

<b>860276-4</b>	<b>915097-8</b>	<b>485022-1</b>
25,50 x 6,00 x 88,20 x 45°	Ø 6,00	

<b>860278-4</b>
25,50 x 6,00 x 87,50 x 45°

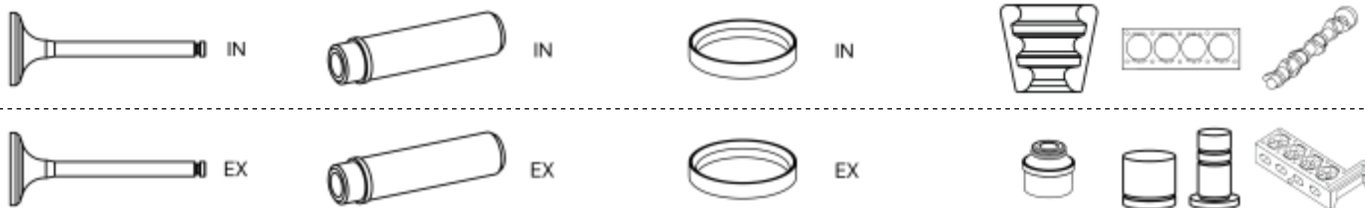
<b>81,000 mm</b>	<b>56</b>
------------------	-----------

CCSA ,

<b>850215-4</b>	<b>880217-4</b>	<b>M-6</b>	<b>905009-1</b>
39,60 x 6,00 x 94,00 x 45°	12,08 x 6,00 x 36,50   IN   EX		

<b>850247-4</b>
33,90 x 6,00 x 104,00 x 45°

<b>860216-4</b>	<b>915097-8</b>	<b>975013-8</b>
33,00 x 6,00 x 94,00 x 45°	Ø 6,00	Hydro



## 81,000 mm

**57**

CMXA ,

**850215-4**

39,60 x 6,00 x 94,00 x 45°

**880217-4**

12,08 x 6,00 x 36,50 | IN | EX

**M-6****905009-1****860216-4**

33,00 x 6,00 x 94,00 x 45°

**915097-8**

Ø 6,00

**975013-8**

Hydro

## 81,000 mm

**58**

DSRA , DSRB ,

**855025-4**

28,00 x 5,00 x 99,30 x 45°

**M-5****865026-4**

25,00 x 5,00 x 99,30 x 45°

## 81,000 mm

**59**

ADR , AGN ,

**850229-4**

26,90 x 6,00 x 105,09 x 45°

**880228-4**

11,05 x 6,00 x 36,15 | IN | EX

**M-6****860234-4**

30,00 x 6,00 x 104,20 x 45°

**915097-8**

Ø 6,00

**975011-8**

Hydro

**860236-5**

27,15 x 6,00 x 136,30 x 45°

**975012-8**

Hydro

## 81,000 mm

**60**

BKD ,

**850275-4**

29,40 x 6,00 x 88,50 x 45°

**880230-4**

10,06 x 6,00 x 42,00 | IN | EX

**515018-1****850277-4**

29,20 x 6,00 x 87,80 x 45°

**860276-4**

25,50 x 6,00 x 88,20 x 45°

**915097-8**

Ø 6,00

**485022-1****860278-4**

25,50 x 6,00 x 87,50 x 45°

## 81,000 mm

**61**

CHGA ,

**850215-4**

39,60 x 6,00 x 94,00 x 45°

**880217-4**

12,08 x 6,00 x 36,50 | IN | EX

**M-6****905009-1****860216-4**

33,00 x 6,00 x 94,00 x 45°

**915097-8**

Ø 6,00

## 81,000 mm

**62**

CUPA ,

**850205-4**

28,20 x 6,00 x 99,30 x 45°

**880230-4**

10,06 x 6,00 x 42,00 | IN | EX

**M-6****860206-4**

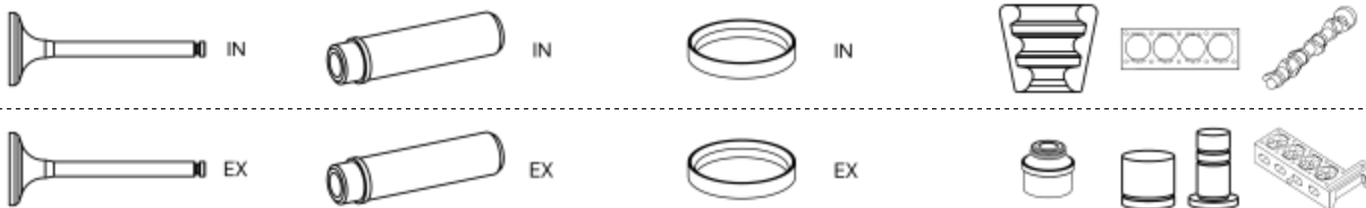
26,00 x 6,00 x 99,10 x 45°

**915097-8**

Ø 6,00

**970227-8**

Hydro



<b>81,000 mm</b>	<b>63</b>
------------------	-----------

<b>CRLB , CUNA , DFGA , DFHA ,</b>	
<b>850205-4</b> 28,20 x 6,00 x 99,30 x 45°	<b>880230-4</b> 10,06 x 6,00 x 42,00   IN   EX
<b>855021-4</b> 28,50 x 5,00 x 110,25 x 45°	
<b>860206-4</b> 26,00 x 6,00 x 99,10 x 45°	<b>915097-8</b> Ø 6,00 <b>970227-8</b> Hydro

<b>81,000 mm</b>	<b>64</b>
------------------	-----------

<b>AEH , AKL ,</b>	
<b>850227-4</b> 39,60 x 7,00 x 91,85 x 45°	<b>880227-4</b> 12,08 x 7,00 x 36,00   IN   EX
<b>855022-4</b> 39,55 x 7,00 x 91,85 x 45°	
<b>860228-4</b> 33,00 x 7,00 x 91,20 x 45°	<b>915001-8</b> Ø 7,00 <b>975002-8</b> Hydro
<b>860232-4</b> 33,00 x 7,00 x 91,00 x 45°	

<b>81,000 mm</b>	<b>65</b>
------------------	-----------

<b>AGU , ARX , ARZ , AUM , AUQ , AWT ,</b>	
<b>850229-4</b> 26,90 x 6,00 x 105,09 x 45°	<b>880228-4</b> 11,05 x 6,00 x 36,15   IN   EX
<b>860230-4</b> 29,90 x 6,00 x 103,90 x 45°	<b>915097-8</b> Ø 6,00 <b>975011-8</b> Hydro <b>975012-8</b> Hydro

<b>81,000 mm</b>	<b>66</b>
------------------	-----------

<b>AVU , BFQ , BGU , BSE , BSF ,</b>	
<b>850215-4</b> 39,60 x 6,00 x 94,00 x 45°	<b>880217-4</b> 12,08 x 6,00 x 36,50   IN   EX
<b>860216-4</b> 33,00 x 6,00 x 94,00 x 45°	<b>915097-8</b> Ø 6,00 <b>975013-8</b> Hydro

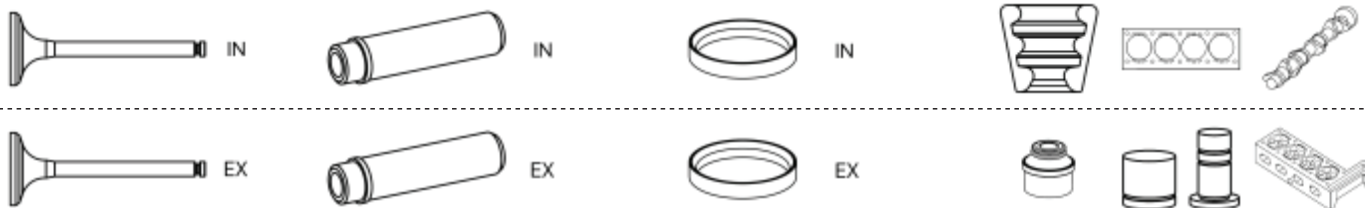
<b>81,000 mm</b>	<b>67</b>
------------------	-----------

<b>BMP , BSS ,</b>	
<b>850241-4</b> 36,00 x 7,00 x 89,50 x 45°	<b>915001-8</b> Ø 7,00 <b>975003-8</b> Hydro <b>515014-C-1</b>
<b>860244-4</b> 31,60 x 7,00 x 89,00 x 45°	<b>485020-1</b>

<b>81,000 mm</b>	<b>68</b>
------------------	-----------

<b>BWW ,</b>	
<b>850241-4</b> 36,00 x 7,00 x 89,50 x 45°	<b>915001-8</b> Ø 7,00
<b>860244-4</b> 31,60 x 7,00 x 89,00 x 45°	





## 81,000 mm

**69**

CBBB , CFFB , CFGB , CLJA ,

**850205-4****880230-4**

28,20 x 6,00 x 99,30 x 45°

10,06 x 6,00 x 42,00 | IN | EX

**M-6****515017-1****515018-1****860206-4**

26,00 x 6,00 x 99,10 x 45°

**915097-8****970227-8**

Ø 6,00

Hydro

## 81,000 mm

**70**

CBDB , CEGA , CFHA , CFHC , CFHF , CFJA , CLCA , CLCB ,

**850205-4**

28,20 x 6,00 x 99,30 x 45°

**M-6****515017-1****515018-1****860206-4**

26,00 x 6,00 x 99,10 x 45°

**915097-8****970227-8**

Ø 6,00

Hydro

## 81,000 mm

**71**

CUAA ,

**915097-8**

Ø 6,00

## 81,000 mm

**72**

CUUA ,

**850205-4**

28,20 x 6,00 x 99,30 x 45°

**M-6****515018-1****860206-4**

26,00 x 6,00 x 99,10 x 45°

**915097-8****970227-8**

Ø 6,00

Hydro

## 81,000 mm

**73**

CKFB , CKFC , CRMB , CRVC , CUUB , CYKA , DDAA ,

**850205-4**

28,20 x 6,00 x 99,30 x 45°

**M-6****860206-4**

26,00 x 6,00 x 99,10 x 45°

**915097-8****970227-8**

Ø 6,00

Hydro

## 81,000 mm

**74**

DBGA , DCYA , DJGA ,

**850205-4****880230-4**

28,20 x 6,00 x 99,30 x 45°

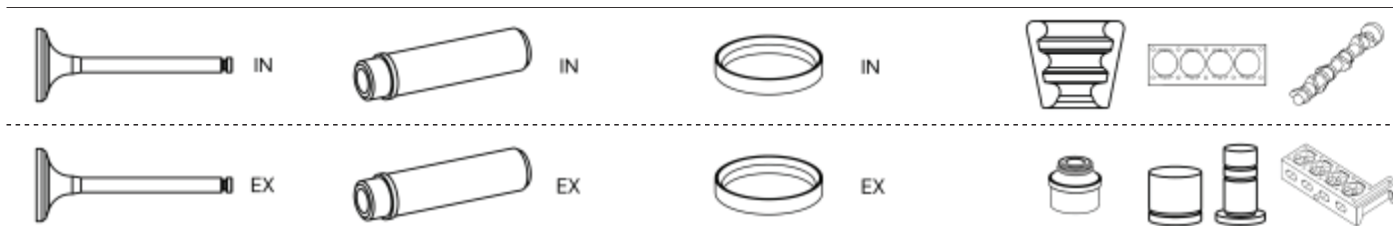
10,06 x 6,00 x 42,00 | IN | EX

**M-6****860206-4**

26,00 x 6,00 x 99,10 x 45°

**915097-8**

Ø 6,00



<b>81,000 mm</b>	<b>75</b>
------------------	-----------

DBGC ,	
<b>850205-4</b> 28,20 x 6,00 x 99,30 x 45°	<b>M-6</b>
<b>855021-4</b> 28,50 x 5,00 x 110,25 x 45°	
<b>860206-4</b> 26,00 x 6,00 x 99,10 x 45°	<b>915097-8</b> <b>970227-8</b> Ø 6,00      Hydro

<b>81,000 mm</b>	<b>76</b>
------------------	-----------

CRGA , CRGB , DFCA , DFEA , DFGC , DFSB ,	
<b>850205-4</b> 28,20 x 6,00 x 99,30 x 45°	<b>M-6</b>
<b>860206-4</b> 26,00 x 6,00 x 99,10 x 45°	<b>915097-8</b> Ø 6,00

<b>81,000 mm</b>	<b>77</b>
------------------	-----------

DFFA ,	
	<b>915097-8</b> <b>970227-8</b> Ø 6,00      Hydro

<b>81,000 mm</b>	<b>78</b>
------------------	-----------

DFSA ,	
<b>850205-4</b> 28,20 x 6,00 x 99,30 x 45°	<b>M-6</b> <b>515018-1</b>
<b>860206-4</b> 26,00 x 6,00 x 99,10 x 45°	<b>915097-8</b> Ø 6,00

<b>82,500 mm</b>	<b>79</b>
------------------	-----------

BWA ,	
<b>850247-4</b> 33,90 x 6,00 x 104,00 x 45°	<b>880228-4</b> 11,05 x 6,00 x 36,15   IN   EX
<b>860248-4</b> 28,10 x 6,00 x 102,00 x 45°	<b>M-6</b>
	<b>915097-8</b> <b>975013-8</b> Ø 6,00      Hydro

<b>82,500 mm</b>	<b>80</b>
------------------	-----------

BZB , CCZA ,	
<b>850247-4</b> 33,90 x 6,00 x 104,00 x 45°	<b>880228-4</b> 11,05 x 6,00 x 36,15   IN   EX
<b>860248-4</b> 28,10 x 6,00 x 102,00 x 45°	<b>M-6</b>
	<b>915097-8</b> Ø 6,00

<b>82,500 mm</b>	<b>81</b>
------------------	-----------

CDAA ,	
<b>850247-4</b> 33,90 x 6,00 x 104,00 x 45°	<b>880228-4</b> 11,05 x 6,00 x 36,15   IN   EX
<b>860246-4</b> 28,10 x 6,00 x 101,90 x 45°	<b>M-6</b>
	<b>915097-8</b> <b>975013-8</b> Ø 6,00      Hydro



## 82,500 mm

**82**

CJSA ,

**880228-4**

11,05 x 6,00 x 36,15 | IN | EX

**M-6****860246-4**

28,10 x 6,00 x 101,90 x 45°

**915097-8**

Ø 6,00

**975013-8**

Hydro

## 82,500 mm

**83**

CZPB , DKTB , DKZA ,

**855049-4**

32,00 x 6,00 x 105,00 x 45°

**M-6****865050-4**

28,00 x 6,00 x 102,90 x 45°

**915097-8**

Ø 6,00

## 82,500 mm

**84**

AEG , APK , AQY , AZH , AZJ , AZL , AZM ,

**850227-4**

39,60 x 7,00 x 91,85 x 45°

**M-7****855022-4**

39,55 x 7,00 x 91,85 x 45°

**860228-4**

33,00 x 7,00 x 91,20 x 45°

**915001-8**

Ø 7,00

**975002-8**

Hydro

**860232-4**

33,00 x 7,00 x 91,00 x 45°

## 82,500 mm

**85**

AMX , BBG ,

**850229-4**

26,90 x 6,00 x 105,09 x 45°

**880228-4**

11,05 x 6,00 x 36,15 | IN | EX

**M-6****860234-4**

30,00 x 6,00 x 104,20 x 45°

**915097-8**

Ø 6,00

**975011-8**

Hydro

**860236-5**

27,15 x 6,00 x 136,30 x 45°

**975012-8**

Hydro

## 82,500 mm

**86**

BLR , BLX , BLY , BVX , BVY , BVZ ,

**850245-4**

33,90 x 6,00 x 104,00 x 45°

**880228-4**

11,05 x 6,00 x 36,15 | IN | EX

**M-6****860246-4**

28,10 x 6,00 x 101,90 x 45°

**915097-8**

Ø 6,00

**975013-8**

Hydro

## 82,500 mm

**87**

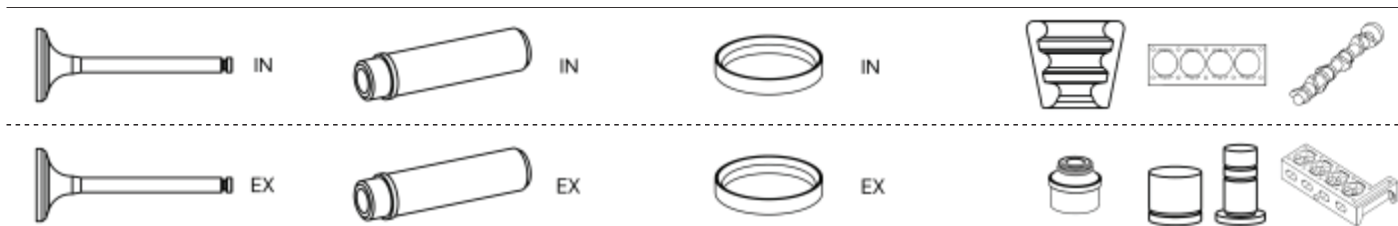
BWJ ,

**850247-4**

33,90 x 6,00 x 104,00 x 45°

**915097-8**

Ø 6,00



<b>82,500 mm</b>	<b>88</b>
------------------	-----------

CDAB ,		
<b>850247-4</b> 33,90 x 6,00 x 104,00 x 45°	<b>880228-4</b> 11,05 x 6,00 x 36,15   IN   EX	<b>M-6</b>
<b>860246-4</b> 28,10 x 6,00 x 101,90 x 45°		<b>915097-8</b> Ø 6,00

<b>82,500 mm</b>	<b>89</b>
------------------	-----------

BYJ , CEEA , CGMA ,		
<b>850247-4</b> 33,90 x 6,00 x 104,00 x 45°		<b>M-6</b>
<b>860248-4</b> 28,10 x 6,00 x 102,00 x 45°		<b>915097-8</b> Ø 6,00

<b>82,500 mm</b>	<b>90</b>
------------------	-----------

CGZA ,		
		<b>915001-8</b> Ø 7,00

<b>82,500 mm</b>	<b>91</b>
------------------	-----------

CHHA ,		
		<b>M-6</b>
<b>860246-4</b> 28,10 x 6,00 x 101,90 x 45°		<b>915097-8</b> Ø 6,00

<b>82,500 mm</b>	<b>92</b>
------------------	-----------

CHHB , CJSB , CJSC ,		
	<b>880228-4</b> 11,05 x 6,00 x 36,15   IN   EX	<b>M-6</b>
<b>860246-4</b> 28,10 x 6,00 x 101,90 x 45°		<b>915097-8</b> Ø 6,00

<b>82,500 mm</b>	<b>93</b>
------------------	-----------

DHGA , DNFE , DNNA , DNPA ,		
		<b>915097-8</b> Ø 6,00

<b>82,500 mm</b>	<b>94</b>
------------------	-----------

CJXA , CZPA , DLBA , DNUA ,		
		<b>M-6</b>
		<b>915097-8</b> Ø 6,00



**89,000 mm**

**95**

CDVA ,

**850249-6**

33,20 x 6,00 x 102,40 x 45°

**M-6**

**850251-6**

33,30 x 6,00 x 136,40 x 45°

**860250-6**






30,30 x 6,00 x 102,40 x 45°

**915097-8**

Ø 6,00













**860252-6**

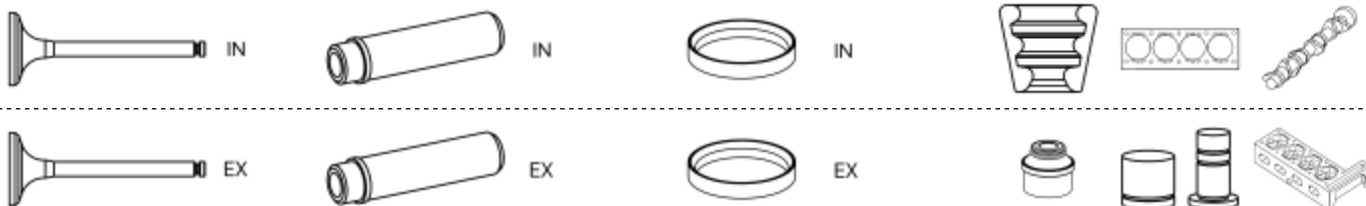
30,40 x 6,00 x 136,20 x 45°

			<b>ccm</b>		<b>kW</b>		<b>1 POS</b>
FABIA (551) 1.4	CDDA	12.08 - 12.15	1390	B	63 kW	1382	1
FABIA (551) 1.4	CDD	12.08 - 12.15	1390	B	63 kW	1382	1
FABIA (551) 1.4	CLPA	12.08 - 12.15	1390	B	63 kW	1382	2
FABIA (551) 1.4	CLP	12.08 - 12.15	1390	B	63 kW	1382	1
FABIA (551) 1.6	CDEA	12.08 - 12.15	1598	B	77 kW	1382	1
FABIA (551) 1.6	CDE	12.08 - 12.15	1598	B	77 kW	1382	1
FABIA (551) 1.6	CLSA	12.08 - 12.15	1598	B	77 kW	1382	2
FABIA (551) 1.6	CLS	12.08 - 12.15	1598	B	77 kW	1382	1
FABIA (551) 1.6	CPJA	12.08 - 12.15	1598	B	77 kW	1382	1
FABIA (551) 1.6	CPJ	12.08 - 12.15	1598	B	77 kW	1382	1
KODIAQ (0Z7) TSI 330	CUFA	04.17	1798	B	132 kW	1382	7
KODIAQ (0Z7) TSI 330	DBFC	01.18	1984	B	137 kW	1382	7
KODIAQ (0Z7) TSI 330	DKVB	01.18	1984	B	137 kW	1382	7
KODIAQ (0Z7) TSI 380 4x4	CUGA	04.17	1984	B	162 kW	1382	7
KODIAQ (0Z7) TSI 380 4x4	DKXA	03.19	1984	B	162 kW	1382	7
KODIAQ GT (0Z8) 2.0 TSI 330	DBFC	11.18	1984	B	137 kW	1382	7
KODIAQ GT (0Z8) 2.0 TSI 330	DKVB	11.18	1984	B	137 kW	1382	7
KODIAQ GT (0Z8) 2.0 TSI 380 Allrad	CUGA	11.18	1984	B	162 kW	1382	7
KODIAQ GT (0Z8) 2.0 TSI 380 Allrad	CUGA	11.18	1984	B	162 kW	1382	7
KODIAQ GT (0Z8) 2.0 TSI 380 Allrad	DKXA	11.18	1984	B	162 kW	1382	7
OCTAVIA Schrägheck (913) 1.4 TSi	CFBA	04.10 - 12.14	1390	B	96 kW	1382	1
OCTAVIA Schrägheck (913) 1.4 TSi	CFB	04.10 - 12.14	1390	B	96 kW	1382	1
OCTAVIA Schrägheck (913) 1.6	CDFA	06.07 - 12.17	1598	B	77 kW	1382	1
OCTAVIA Schrägheck (913) 1.6	CDF	06.07 - 12.17	1598	B	77 kW	1382	1
OCTAVIA Schrägheck (913) 1.6	CLRA	06.07 - 12.17	1598	B	77 kW	1382	2
OCTAVIA Schrägheck (913) 1.6	CPJA	06.07 - 12.17	1598	B	77 kW	1382	1
OCTAVIA Schrägheck (913) 1.8 TSi	BYJ	06.07 - 03.14	1798	B	118 kW	1382	5
OCTAVIA Schrägheck (913) 1.8 TSi	CEAA	06.07 - 03.14	1798	B	118 kW	1382	5
OCTAVIA Schrägheck (913) 1.8 TSi	CEA	06.07 - 03.14	1798	B	118 kW	1382	4
OCTAVIA Schrägheck (913) 2.0 TSi	CGMA	04.10 - 12.13	1984	B	147 kW	1382	5
OCTAVIA Schrägheck (913) 2.0 TSi	CGM	04.10 - 12.13	1984	B	147 kW	1382	7
OCTAVIA Schrägheck (913) 2.0	BXX	06.07 - 04.10	1984	B	85 kW	1382	3
OCTAVIA Schrägheck (913) 2.0	CGZ	07.09 - 07.16	1984	B	88 kW	1382	6
SUPERB (374) 1.4 TSi	CFBA	04.10 - 01.15	1390	B	96 kW	1382	1
SUPERB (374) 1.4 TSi	CFB	04.10 - 01.15	1390	B	96 kW	1382	1
SUPERB (374) 1.8 TSi	CEAA	08.09 - 12.15	1798	B	118 kW	1382	5
SUPERB (374) 1.8 TSi	CEA	08.09 - 12.15	1798	B	118 kW	1382	4
SUPERB (374) 2.0 TSi	CGMA	08.09 - 12.13	1984	B	147 kW	1382	5
SUPERB (374) 2.0 TSi	CGM	08.09 - 12.13	1984	B	147 kW	1382	7
SUPERB III (NT3) 330 TSi 1.8	CUFA	10.15	1798	B	132 kW	1382	7
SUPERB III (NT3) 330 TSi 1.8	CUF	10.15	1798	B	132 kW	1382	7
SUPERB III (NT3) TSI 330	DKVB	02.19	1984	B	137 kW	1382	7
SUPERB III (NT3) TSI 380	CUGA	10.15	1984	B	162 kW	1382	7
SUPERB III (NT3) TSI 380	CUG	10.15	1984	B	162 kW	1382	7
SUPERB III (NT3) TSI 380	DKXA	10.15	1984	B	162 kW	1382	7
SUPERB III (NT3) TSI 380	DKXA	02.19	1984	B	162 kW	1382	7
YETI (0Y6, 0Y7) 1.8 TSi 4x4	CEAA	11.13	1798	B	118 kW	1382	5
YETI (0Y6, 0Y7) 1.8 TSi 4x4	CEA	11.13	1798	B	118 kW	1382	4



# SKODA (SVW)

			ccm	kW							ccm	kW			
BXX	82,500	4	1984	85 kW	B	1382	3	CLPA	76,500	4	1390	63 kW	B	1382	2
BYJ	82,500	4	1798	118 kW	B	1382	5	CLP	76,500	4	1390	63 kW	B	1382	1
CDDA	76,500	4	1390	63 kW	B	1382	1	CLRA	76,500	4	1598	77 kW	B	1382	2
CDD	76,500	4	1390	63 kW	B	1382	1	CLR	76,500	4	1598	77 kW	B	1382	1
CDEA	76,500	4	1598	77 kW	B	1382	1	CLSA	76,500	4	1598	77 kW	B	1382	2
CDE	76,500	4	1598	77 kW	B	1382	1	CLS	76,500	4	1598	77 kW	B	1382	1
CDFA	76,500	4	1598	77 kW	B	1382	1	CPJA	76,500	4	1598	77 kW	B	1382	1
CDF	76,500	4	1598	77 kW	B	1382	1	CPJ	76,500	4	1598	77 kW	B	1382	1
CEAA	82,500	4	1798	118 kW	B	1382	5	CUFA	82,500	4	1798	132 kW	B	1382	7
CEA	82,500	4	1798	118 kW	B	1382	4	CUF	82,500	4	1798	132 kW	B	1382	7
CFBA	76,500	4	1390	96 kW	B	1382	1	CUGA	82,500	4	1984	162 kW	B	1382	7
CFB	76,500	4	1390	96 kW	B	1382	1	CUG	82,500	4	1984	162 kW	B	1382	7
CGMA	82,500	4	1984	147 kW	B	1382	5	DBFC	82,500	4	1984	137 kW	B	1382	7
CGM	82,500	4	1984	147 kW	B	1382	7	DKVB	82,500	4	1984	137 kW	B	1382	7
CGZ	82,500	4	1984	88 kW	B	1382	6	DKXA	82,500	4	1984	162 kW	B	1382	7



**76,500 mm**

**1**

CDDA , CDD , CDEA , CDE , CDF , CFBA , CFB , CLP , CLR , CLS , CPJA , CPJ ,

915097-8

Ø 6,00

**76,500 mm**

**2**

CLPA , CLRA , CLSA ,

855061-4

M-6

29,60 x 6,00 x 101,00 x 45°

865062-4

915097-8

26,15 x 6,00 x 100,60 x 45°

Ø 6,00

**82,500 mm**

**3**

BXX ,

915001-8

Ø 7,00

975002-8

Hydro

**82,500 mm**

**4**

CEA ,

850247-4

M-6

33,90 x 6,00 x 104,00 x 45°

860248-4

915097-8

975013-8

28,10 x 6,00 x 102,00 x 45°

Ø 6,00

Hydro

**82,500 mm**

**5**

BYJ , CEA , CGMA ,

850247-4

M-6

33,90 x 6,00 x 104,00 x 45°

860248-4

915097-8

28,10 x 6,00 x 102,00 x 45°

Ø 6,00

**82,500 mm**

**6**

CGZ ,

915001-8

Ø 7,00

**82,500 mm**

**7**

CGM , CUFA , CUF , CUGA , CUG , DBFC , DKVB , DKXA ,







915097-8

Ø 6,00


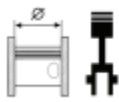




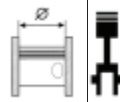





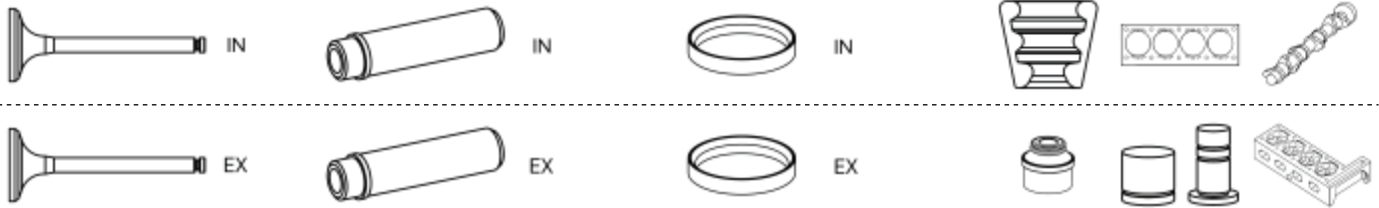


CABRIO (450) 0.6 (450.432)	M 160.910	06.02 - 01.04	599	B	52 kW	1386	2
CABRIO (450) 0.6 (450.432)	M 160.920	06.02 - 01.04	698	B	52 kW	1386	7
CABRIO (450) 0.6 (S10LA1, 450.441, 450.442, 450.443)	M 160 E6AL B03	03.00 - 01.04	599	B	40 kW	1386	2
CABRIO (450) 0.6 (S10LA1, 450.441, 450.442, 450.443)	M 160.910	03.00 - 01.04	599	B	40 kW	1386	2
CABRIO (450) 0.6 (S10LA1, 450.441, 450.442, 450.443)	M 160.920	03.00 - 01.04	698	B	40 kW	1386	7
CABRIO (450) 0.6 (S10LD2, 450.452)	M 160 E6AL B05	01.01 - 01.04	599	B	45 kW	1386	2
CABRIO (450) 0.6 (S10LD2, 450.452)	M 160.910	01.01 - 01.04	599	B	45 kW	1386	2
CABRIO (450) 0.6 (S10LD2, 450.452)	M 160.920	01.01 - 01.04	698	B	45 kW	1386	7
CABRIO (450) 0.7 (450.433)	M 160.910	01.03 - 01.04	599	B	55 kW	1386	2
CABRIO (450) 0.7 (450.433)	M 160.920	01.03 - 01.04	698	B	55 kW	1386	7
CABRIO (450) 0.7 (450.452, 450.432)	M 160.910	01.03 - 01.04	599	B	45 kW	1386	2
CABRIO (450) 0.7 (450.452, 450.432)	M 160.920	01.03 - 01.04	698	B	45 kW	1386	7
CABRIO (450) 0.8 CDI (S10LC1, 450.401, 450.402, 450.403, 450.400)	OM 660 DE 8LA	03.01 - 01.04	799	D	30 kW	1386	3
CABRIO (450) 0.8 CDI (S10LC1, 450.401, 450.402, 450.403, 450.400)	OM 660.940	03.01 - 01.04	799	D	30 kW	1386	5
CITY-COUPÉ (450) 0.6 (450.330, 450.332)	M 160.910	06.02 - 01.04	599	B	52 kW	1386	2
CITY-COUPÉ (450) 0.6 (450.330, 450.332)	M 160.920	06.02 - 01.04	698	B	52 kW	1386	7
CITY-COUPÉ (450) 0.6 (450.352, 450.353)	M 160 E6AL B05	01.01 - 01.04	599	B	45 kW	1386	2
CITY-COUPÉ (450) 0.6 (450.352, 450.353)	M 160.910	01.01 - 01.04	599	B	45 kW	1386	2
CITY-COUPÉ (450) 0.6 (450.352, 450.353)	M 160.920	01.01 - 01.04	698	B	45 kW	1386	7
CITY-COUPÉ (450) 0.6 (S1CLA1, 450.341)	M 160 E6AL B03	07.98 - 01.04	599	B	40 kW	1386	2
CITY-COUPÉ (450) 0.6 (S1CLA1, 450.341)	M 160.910	07.98 - 01.04	599	B	40 kW	1386	2
CITY-COUPÉ (450) 0.6 (S1CLA1, 450.341)	M 160.920	07.98 - 01.04	698	B	40 kW	1386	7
CITY-COUPÉ (450) 0.6 (S1CLB1, 450.331, 450.336)	M 160 E6AL B04	07.98 - 01.04	599	B	33 kW	1386	2
CITY-COUPÉ (450) 0.6 (S1CLB1, 450.331, 450.336)	M 160.910	07.98 - 01.04	599	B	33 kW	1386	2
CITY-COUPÉ (450) 0.6 (S1CLB1, 450.331, 450.336)	M 160.920	07.98 - 01.04	698	B	33 kW	1386	7
CITY-COUPÉ (450) 0.7 (450.330)	M 160.910	01.03 - 01.04	599	B	37 kW	1386	2
CITY-COUPÉ (450) 0.7 (450.330)	M 160.920	01.03 - 01.04	698	B	37 kW	1386	7
CITY-COUPÉ (450) 0.7 (450.333)	M 160.910	01.03 - 01.04	599	B	55 kW	1386	2
CITY-COUPÉ (450) 0.7 (450.333)	M 160.920	01.03 - 01.04	698	B	55 kW	1386	7
CITY-COUPÉ (450) 0.7 (450.352, 450.353)	M 160.910	01.03 - 01.04	599	B	45 kW	1386	2
CITY-COUPÉ (450) 0.7 (450.352, 450.353)	M 160.920	01.03 - 01.04	698	B	45 kW	1386	7
CITY-COUPÉ (450) 0.8 CDI (S1CLC1, 450.300, 450.301, 450.302, 450.303,...	OM 660 DE 8LA	11.99 - 01.04	799	D	30 kW	1386	3
CITY-COUPÉ (450) 0.8 CDI (S1CLC1, 450.300, 450.301, 450.302, 450.303,...	OM 660.940	11.99 - 01.04	799	D	30 kW	1386	5
CROSSBLADE (450) 0.6 (450.418)	M 160.910	06.02 - 12.03	599	B	52 kW	1386	2
CROSSBLADE (450) 0.6 (450.418)	M 160.920	06.02 - 12.03	698	B	52 kW	1386	7
FORFOUR (454) 1.5 CDI (454.000)	OM 639.939	09.04 - 06.06	1493	D	50 kW	1387	9
FORFOUR (454) 1.5 CDI (454.001)	OM 639.939	09.04 - 06.06	1493	D	70 kW	1387	9
FORFOUR Schrägheck (453) 0.9 (453.044, 453.053)	H4B 409	11.14	898	B	66 kW	1387	8
FORFOUR Schrägheck (453) 0.9 (453.044, 453.053)	M 281.910	11.14	898	B	66 kW	1387	8
FORFOUR Schrägheck (453) 0.9 Brabus (453.062)	M 281.910	07.16	898	B	80 kW	1387	8
FORTWO Cabrio (450) 0.6 Brabus (450.433)	M 160.910	01.04 - 12.06	599	B	55 kW	1386	2
FORTWO Cabrio (450) 0.6 Brabus (450.433)	M 160.920	01.04 - 12.06	698	B	55 kW	1386	7
FORTWO Cabrio (450) 0.6	M 160.910	01.04 - 12.06	599	B	45 kW	1386	2
FORTWO Cabrio (450) 0.6	M 160.920	01.04 - 12.06	698	B	45 kW	1386	7
FORTWO Cabrio (450) 0.7 (450.433)	M 160.910	01.04 - 01.07	599	B	55 kW	1386	2
FORTWO Cabrio (450) 0.7 (450.433)	M 160.920	01.04 - 01.07	698	B	55 kW	1386	7
FORTWO Cabrio (450) 0.7 (450.452)	M 160.910	01.04 - 01.07	599	B	45 kW	1386	2
FORTWO Cabrio (450) 0.7 (450.452)	M 160.920	01.04 - 01.07	698	B	45 kW	1386	7
FORTWO Cabrio (450) 0.8 CDI (450.401, 450.402, 450.403, 450.400)	OM 660 DE 8LA	01.04 - 01.07	799	D	30 kW	1386	3
FORTWO Cabrio (450) 0.8 CDI (450.401, 450.402, 450.403, 450.400)	OM 660.940	01.04 - 01.07	799	D	30 kW	1386	5
FORTWO Cabrio (451) 0.8 CDi (451.400)	OM 660.950	01.07	799	D	33 kW	1386	4
FORTWO Cabrio (451) 0.8 CDi (451.401)	OM 660.951	08.09	799	D	40 kW	1386	6
FORTWO Cabrio (451) electric drive (451.490)	EV	12.11 - 12.12	0	E	35 kW	1386	1
FORTWO Cabrio (451) electric drive (451.490, 451.491)	EV	12.10 - 12.12	0	E	20 kW	1386	1
FORTWO Cabrio (451) electric drive (451.490, 451.491)	EV	09.11	0	E	55 kW	1386	1
FORTWO Cabrio (451) electric drive (451.491)	EV	11.09 - 12.11	0	E	30 kW	1386	1
FORTWO Cabrio (451) electric drive Brabus (451.492)	EV	01.13	0	E	60 kW	1386	1
FORTWO Cabriolet (453) 0.9 (453.444)	M 281.910	03.19	898	B	61 kW	1387	8
FORTWO Cabriolet (453) 0.9 (453.444, 453.453)	M 281.910	09.15	898	B	66 kW	1387	8
FORTWO Cabriolet (453) 0.9 Brabus (453.462)	M 281.910	07.16	898	B	80 kW	1387	8
FORTWO Coupe (450) 0.6 (450.314)	M 160.910	01.04 - 02.07	599	B	55 kW	1386	2
FORTWO Coupe (450) 0.6 (450.332)	M 160.910	01.04 - 02.07	599	B	45 kW	1386	2

	 ENGINE	 00000	ccm		kW		 1 POS
FORTWO Coupe (450) 0.6 (450.332)	M 160.920	01.04 - 02.07	698	B	45 kW	1386	7
FORTWO Coupe (450) 0.7 (450.330)	M 160.910	01.04 - 01.07	599	B	37 kW	1386	2
FORTWO Coupe (450) 0.7 (450.330)	M 160.920	01.04 - 01.07	698	B	37 kW	1386	7
FORTWO Coupe (450) 0.7 (450.333)	M 160.910	01.04 - 01.07	599	B	55 kW	1386	2
FORTWO Coupe (450) 0.7 (450.333)	M 160.920	01.04 - 01.07	698	B	55 kW	1386	7
FORTWO Coupe (450) 0.7 (450.335)	M 160.910	01.04 - 01.07	599	B	40 kW	1386	2
FORTWO Coupe (450) 0.7 (450.335)	M 160.920	01.04 - 01.07	698	B	40 kW	1386	7
FORTWO Coupe (450) 0.7 (450.352, 450.332)	M 160.910	01.04 - 01.07	599	B	45 kW	1386	2
FORTWO Coupe (450) 0.7 (450.352, 450.332)	M 160.920	01.04 - 01.07	698	B	45 kW	1386	7
FORTWO Coupe (450) 0.8 CDI (450.300, 450.301, 450.302, 450.303, 450.306)	OM 660 DE 8LA	01.04 - 01.07	799	D	30 kW	1386	3
FORTWO Coupe (450) 0.8 CDI (450.300, 450.301, 450.302, 450.303, 450.306)	OM 660.940	01.04 - 01.07	799	D	30 kW	1386	5
FORTWO Coupe (451) 0.8 CDi (451.300)	OM 660.950	01.07	799	D	33 kW	1386	4
FORTWO Coupe (451) 0.8 CDi (451.301)	OM 660.951	08.09	799	D	40 kW	1386	6
FORTWO Coupe (451) electric drive (451.390)	EV	12.11 - 12.13	0	E	35 kW	1386	1
FORTWO Coupe (451) electric drive (451.390, 451.391)	EV	09.11	0	E	55 kW	1386	1
FORTWO Coupe (451) electric drive (451.391)	EV	11.09 - 12.11	0	E	30 kW	1386	1
FORTWO Coupe (451) electric drive (451.391, 451.390)	EV	12.10 - 12.12	0	E	20 kW	1386	1
FORTWO Coupe (451) electric drive Brabus (451.392)	EV	01.13	0	E	60 kW	1386	1
FORTWO Coupe (453) 0.9 (453.344, 453.353)	M 281.910	09.14	898	B	66 kW	1387	8
FORTWO Coupe (453) 0.9 Brabus (453.362)	M 281.910	07.16	898	B	80 kW	1387	8
ROADSTER (452) 0.7 (452.432)	M 160.921	04.03 - 11.05	698	B	45 kW	1386	7
ROADSTER (452) 0.7 (452.434)	M 160.922	04.03 - 11.05	698	B	60 kW	1386	7
ROADSTER (452) 0.7 Brabus (452.437)	M 160.923	12.03 - 11.05	698	B	74 kW	1386	7
ROADSTER Coupe (452) 0.7 (452.332)	M 160.922	06.03 - 11.05	698	B	45 kW	1386	7
ROADSTER Coupe (452) 0.7 (452.334)	M 160.921	04.03 - 11.05	698	B	60 kW	1386	7
ROADSTER Coupe (452) 0.7 Brabus (452.337)	M 160.923	12.03 - 11.05	698	B	74 kW	1386	7



			ccm	kW			1 POS				ccm	kW			1 POS
EV		0	0	20 - 60 kW	E	1386	1	M 160.922	66,500	3	698	45 - 60 kW	B	1386	7
H4B 409	72,200	3	898	66 kW	B	1387	8	M 160.923	66,500	3	698	74 kW	B	1386	7
M 160 E6AL B03	63,500	3	599	40 kW	B	1386	2	M 281.910	72,200	3	898	61 - 80 kW	B	1387	8
M 160 E6AL B04	63,500	3	599	33 kW	B	1386	2	OM 639.939	83,000	3	1493	50 - 70 kW	D	1387	9
M 160 E6AL B05	63,500	3	599	45 kW	B	1386	2	OM 660 DE 8LA	65,500	3	799	30 kW	D	1386	3
M 160.910	63,500	3	599	33 - 55 kW	B	1386	2	OM 660.940	65,500	3	799	30 kW	D	1386	5
M 160.920	66,500	3	698	33 - 55 kW	B	1386	7	OM 660.950	65,500	3	799	33 kW	D	1386	4
M 160.921	66,500	3	698	45 - 60 kW	B	1386	7	OM 660.951	65,500	3	799	40 kW	D	1386	6



**1**

EV ,

**860215-4**

33,20 x 8,00 x 98,50 x 45°

**63,500 mm**

**2**

M 160 E6AL B03 , M 160 E6AL B04 , M 160 E6AL B05 , M 160.910 ,

**851015-3**

**L-6**

30,10 x 6,00 x 89,20 x 45°

**861014-3**

**915097-8**

**973801-8**

25,10 x 6,00 x 89,20 x 45°

Ø 6,00

Hydro

**65,500 mm**

**3**

OM 660 DE 8LA ,

**881020-4**

11,55 x 6,00 x 34,50 | IN | EX

**915097-8**

**973801-8**

Ø 6,00

Hydro

**65,500 mm**

**4**

OM 660.950 ,

**851019-3**

**881020-4**

27,60 x 6,00 x 91,20 x 45°

11,55 x 6,00 x 34,50 | IN | EX

**861020-3**

**915097-8**

25,40 x 6,00 x 91,40 x 45°

Ø 6,00

**65,500 mm**

**5**

OM 660.940 ,

**915097-8**

**973801-8**

Ø 6,00

Hydro

**65,500 mm**

**6**

OM 660.951 ,

**851019-3**

27,60 x 6,00 x 91,20 x 45°

**861020-3**

**915097-8**

25,40 x 6,00 x 91,40 x 45°

Ø 6,00

**66,500 mm**

**7**

M 160.920 , M 160.921 , M 160.922 , M 160.923 ,

**851015-3**

**L-6**

30,10 x 6,00 x 89,20 x 45°

**861014-3**

**915097-8**

**973801-8**

25,10 x 6,00 x 89,20 x 45°

Ø 6,00

Hydro



## 72,200 mm

8

H4B 409 , M 281.910 ,

**853879-4**

26,50 x 5,50 x 100,80 x 45°

**863880-4**

23,50 x 5,50 x 101,70 x 30°

## 83,000 mm

9

OM 639.939 ,

**851073-3**

28,50 x 6,00 x 102,30 x 45°

**881020-4**

11,55 x 6,00 x 34,50 | IN | EX

**M-6**

**915097-8**

Ø 6,00

**973801-8**











Hydro

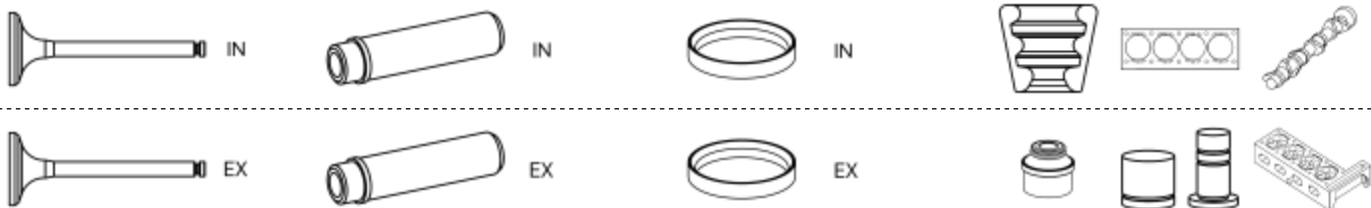


**siehe Motorenliste**  
**see engline list**  
**voir la liste des moteurs**  
**ver lista de motores**  
**см. список двигателей**  
**تالكر حطلا قمىق رظنا**



# SOLARIS

			ccm	kW			1 POS				ccm	kW			1 POS
D 0824 LOH 05	108,000	4	4580	114 kW	D	1390	2	MX 300	130,000	6	12903	300 kW	D	1391	8
D 0826 LOH 17	108,000	6	6871	162 kW	D	1390	2	PR 183 S	118,000	6	9200	183 kW	D	1390	3
D 0826 LOH 18	108,000	6	6871	191 kW	D	1390	2	PR 228 S	118,000	6	9200	228 kW	D	1390	4
D 2866 LOH 25	128,000	6	11967	228 kW	D	1390	5	PR 265 S	118,000	6	9200	265 kW	D	1390	4
D 2866 LOH 26	128,000	6	11967	257 kW	D	1390	5	XE 250 C	130,000	6	12580	250 kW	D	1390	6
ISBe4-225	107,000	6	6690	165 - 169 kW	D	1390	1	XE 280 C	130,000	6	12580	280 kW	D	1390	6
ISBe4-250B	107,000	6	6690	184 kW	D	1390	1	XE 315 C	130,000	6	12580	315 kW	D	1391	7



<b>107,000 mm</b>	<b>1</b>
-------------------	----------

ISBe4-225 , ISBe4-250B ,	
<b>852031-4</b>	<b>R-7</b>
33,00 x 7,00 x 125,00 x 30°	
<b>862032-4</b>	
33,00 x 7,00 x 124,30 x 45°	

<b>108,000 mm</b>	<b>2</b>
-------------------	----------

D 0824 LOH 05 , D 0826 LOH 17 , D 0826 LOH 18 ,			
<b>853124-6</b>	<b>883136-6</b>	<b>873115-6</b>	<b>K-10</b>
49,10 x 10,00 x 136,50 x 30°	16,04 x 10,00 x 65,00   IN	51,10 x 41,60 x 7,40 x 30°   IN	
	<b>883138-6</b>		
	15,75 x 10,00 x 60,00   IN		
<b>863123-6</b>	<b>883137-6</b>	<b>873114-6</b>	<b>973101-6</b>
42,00 x 10,00 x 136,35 x 45°	16,04 x 10,00 x 55,00   EX	44,00 x 35,00 x 8,10 x 45°   EX	

<b>118,000 mm</b>	<b>3</b>
-------------------	----------

PR 183 S ,	
<b>851319-6</b>	<b>R-9</b>
40,60 x 9,00 x 158,20 x 15°	
<b>861320-6</b>	
37,10 x 9,00 x 154,30 x 45°	

<b>118,000 mm</b>	<b>4</b>
-------------------	----------

PR 228 S , PR 265 S ,		
<b>851319-6</b>	<b>881316-6</b>	<b>R-9</b>
40,60 x 9,00 x 158,20 x 15°	15,00 x 9,00 x 76,50   IN   EX	
<b>861320-6</b>		
37,10 x 9,00 x 154,30 x 45°		

<b>128,000 mm</b>	<b>5</b>
-------------------	----------

D 2866 LOH 25 , D 2866 LOH 26 ,		
<b>853118-6</b>	<b>883130-6</b>	<b>K-12</b>
58,00 x 12,00 x 142,50 x 30°	18,03 x 12,00 x 64,00   IN   EX	
	<b>883144-6</b>	
	18,03 x 12,00 x 59,50   IN	
<b>863112-6</b>	<b>883141-6</b>	<b>873112-6</b>
50,87 x 12,00 x 142,50 x 45°	18,03 x 12,00 x 56,00   EX	53,10 x 42,85 x 10,00 x 45°   EX

<b>130,000 mm</b>	<b>6</b>
-------------------	----------

XE 250 C , XE 280 C ,	
<b>851311-6</b>	
45,60 x 9,00 x 163,50 x 30°	
<b>851313-6</b>	
45,50 x 9,00 x 163,60 x 20°	
<b>861314-6</b>	
42,60 x 9,00 x 158,70 x 45°	
<b>861316-6</b>	
42,60 x 9,00 x 159,00 x 30°	





**130,000 mm**

**7**

XE 315 C ,

**851311-6**

45,60 x 9,00 x 163,50 x 30°

**881316-6**

15,00 x 9,00 x 76,50 | IN | EX

**851313-6**

45,50 x 9,00 x 163,60 x 20°

**861314-6**

42,60 x 9,00 x 158,70 x 45°

**861316-6**

42,60 x 9,00 x 159,00 x 30°

**130,000 mm**

**8**






MX 300 ,

**851321-6**








45,60 x 10,00 x 169,40 x 20°

**861322-6**







42,60 x 10,00 x 168,60 x 30°

			<b>ccm</b>		<b>kW</b>		<b>1 POS</b>
ACTYON II 2.0 TD	D20DTR	03.14	1998	D	114 kW	1396	3
ACTYON II 2.0 XDi 4x4	D20DTF	08.12	1998	D	110 kW	1396	3
ACTYON II 2.0 XDi 4x4	D20DTF	03.13	1998	D	129 kW	1396	3
ACTYON II 2.0 XDi	D20DTF	08.12	1998	D	110 kW	1396	3
ACTYON II 2.0 XDi	D20DTR	08.12	1998	D	129 kW	1396	3
ACTYON I 2.0 Xdi	D20DT	07.07 - 06.13	1998	D	100 kW	1396	2
ACTYON I 2.0 Xdi	D20DT	11.05	1998	D	104 kW	1396	2
ACTYON I 200 Xdi 4WD	D20DT	07.07 - 06.13	1998	D	100 kW	1396	2
ACTYON I 200 Xdi 4WD	D20DT	04.06	1998	D	104 kW	1396	2
ACTYON SPORTS I (QJ) 2.0 Xdi 4WD	D20DTR	09.11	1998	D	114 kW	1396	3
ACTYON SPORTS I (QJ) 2.0 Xdi 4WD	D20DT	03.07	1998	D	104 kW	1396	2
ACTYON SPORTS I (QJ) 2.0 Xdi	D20DTR	09.11	1998	D	114 kW	1396	3
ACTYON SPORTS I (QJ) 2.0 Xdi	D20DT	04.07	1998	D	104 kW	1396	2
ACTYON SPORTS II 2.0 Xdi 4WD	D20DTR	01.15	1998	D	110 kW	1396	3
ACTYON SPORTS II 2.0 Xdi	D20DTR	01.12	1998	D	114 kW	1396	3
ACTYON SPORTS II 2.2 Xdi 4WD	D22DTR(672.980)	07.15	2157	D	131 kW	1396	4
ACTYON SPORTS II 2.2 Xdi	D22DTR(672.980)	07.15	2157	D	131 kW	1396	4
CHAIRMAN (HT_) 2.3	M 111.970	07.97	2295	B	110 kW	1399	18
CHAIRMAN (HT_) 2.3	M 111.974	07.97	2295	B	110 kW	1399	18
CHAIRMAN (HT_) 2.8	M 104.942	07.97	2799	B	145 kW	1399	17
CHAIRMAN (HT_) 2.8	M 104.945	08.99	2799	B	142 kW	1399	17
CHAIRMAN (HT_) 3.2	M 104.992	07.97	3199	B	162 kW	1399	17
ISTANA Bus 2.9 D	OM 602.980	06.95 - 11.03	2874	D	90 kW	1397	10
ISTANA Bus 2.9 TD	OM 602.940	10.92 - 05.95	2874	D	70 kW	1397	9
ISTANA Kasten 2.3 TD 4x4	OM 661.940	10.98 - 04.99	2299	D	58 kW	1397	11
ISTANA Kasten 2.9 D	OM 602.940	10.92 - 05.95	2874	D	70 kW	1397	9
ISTANA Kasten 2.9 D	OM 602.980	06.95 - 11.03	2874	D	90 kW	1397	10
KORANDO (CK) 2.0 Xdi 4WD	D20DTF	11.10	1998	D	133 kW	1396	3
KORANDO (CK) 2.0 Xdi	D20DTF	11.10	1998	D	133 kW	1396	3
KORANDO (CK) 2.0 e-XDi 4WD	D20DTF	07.10	1998	D	129 kW	1396	3
KORANDO (CK) 2.0 e-XDi 4WD	D20DTF	02.12	1998	D	110 kW	1396	3
KORANDO (CK) 2.0 e-XDi 4WD	D20DT	02.12	1998	D	110 kW	1396	2
KORANDO (CK) 2.0 e-XDi	D20DTF	11.10	1998	D	129 kW	1396	3
KORANDO (CK) 2.0 e-XDi	D20DTF	02.12	1998	D	110 kW	1396	3
KORANDO (CK) 2.0 e-XDi	D20DT	02.12	1998	D	110 kW	1396	2
KORANDO (K5, K9) 2.5 D Allrad	XD3P	06.93 - 05.97	2498	D	58 kW	1399	20
KORANDO (KJ) 2.0	E20	05.97 - 10.02	1998	B	94 kW	1398	16
KORANDO (KJ) 2.3 D (KJ)	OM 601.940	12.96 - 06.98	2299	D	58 kW	1398	15
KORANDO (KJ) 2.3 TDiC 4x4	OM661LA	07.98 - 11.06	2299	D	74 kW	1396	5
KORANDO (KJ) 2.3	M 111.970	12.96 - 02.00	2295	B	103 kW	1399	18
KORANDO (KJ) 2.3	M 161.970	01.02 - 06.06	2295	B	110 kW	1399	18
KORANDO (KJ) 2.9 D (KJ)	MB-OM 662	12.96 - 10.00	2874	D	72 kW	1397	7
KORANDO (KJ) 2.9 D	MB-OM 662	06.97 - 10.01	2874	D	73 kW	1397	7
KORANDO (KJ) 2.9 TD	MB-OM 662 LA	04.98 - 11.06	2874	D	88 kW	1398	14
KORANDO (KJ) 3.2 (KJ)	M 104.995	12.96 - 11.02	3199	B	154 kW	1399	17
KORANDO (KJ) 3.2	M 104.992	06.97 - 11.06	3199	B	162 kW	1399	17
KORANDO (KJ) 3.2	M 104.995	01.99 - 02.00	3199	B	156 kW	1399	17
KORANDO Cabrio (KJ) 2.3	M 161.970	01.02 - 06.06	2295	B	110 kW	1399	18
KORANDO Cabrio (KJ) 2.9 D	MB-OM 662	11.97 - 10.00	2874	D	72 kW	1397	7
KORANDO Cabrio (KJ) 2.9 TD	OM 662 LA	04.98 - 02.00	2874	D	88 kW	1396	6
KORANDO Cabrio (KJ) 3.2	M 104.992	06.97 - 11.06	3199	B	162 kW	1399	17
KORANDO Cabrio (KJ) 3.2	M 104.995	01.99 - 11.02	3199	B	156 kW	1399	17
KORANDO FAMILY 2.5 D Allrad	XD3P	06.93 - 05.97	2498	D	58 kW	1399	20
KORANDO Geländewagen offen (K4) 2.5 D	XD3P	06.93 - 05.97	2498	D	58 kW	1399	20
KORANDO VAN 2.0 e-XDi 4WD	D20DTF	11.10	1998	D	129 kW	1396	3
KORANDO VAN 2.0 e-XDi	D20DTF	11.10	1998	D	129 kW	1396	3
KYRON 2.0 Xdi 4x4	D20DT	01.10	1998	D	100 kW	1396	2
KYRON 2.0 Xdi 4x4	D20DT	05.05	1998	D	104 kW	1396	2
KYRON 2.0 Xdi 4x4	D20DT	05.05	1998	D	101 kW	1396	2
KYRON 2.0 Xdi	D20DT	01.10	1998	D	100 kW	1396	2
KYRON 2.0 Xdi	D20DT	05.05	1998	D	104 kW	1396	2
KYRON 2.0 Xdi	D20DT	05.05	1998	D	101 kW	1396	2



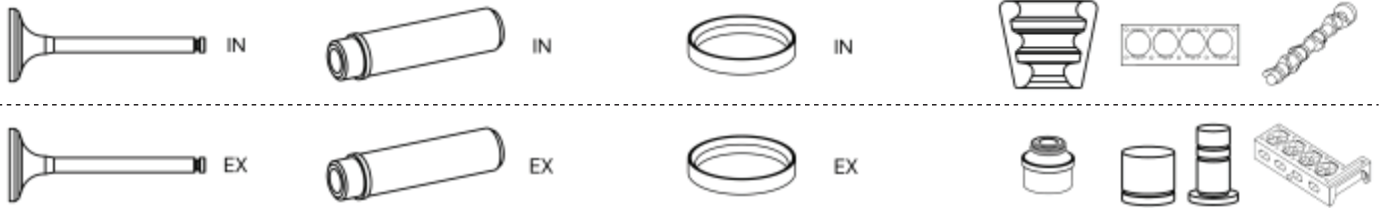
							
KYRON 2.3	M 161.970	01.10	2295	B	110 kW	1399	18
KYRON 2.7 Xdi 4x4	D27DT	03.06	2696	D	120 kW	1396	1
KYRON 2.7 Xdi 4x4	D27DT	05.05	2696	D	121 kW	1396	1
KYRON XDi 4x4	D20DT	01.06	1998	D	102 kW	1396	2
KYRON XDi	D20DT	01.06	1998	D	102 kW	1396	2
MUSSO (FJ) 2.0	E20	10.96 - 05.05	1998	B	93 kW	1398	16
MUSSO (FJ) 2.3 D	MB-OM 661	10.95 - 04.99	2299	D	59 kW	1398	13
MUSSO (FJ) 2.3 D	OM 601.940	10.95 - 04.99	2299	D	59 kW	1398	15
MUSSO (FJ) 2.3 D	OM 661.940	03.93 - 04.97	2299	D	58 kW	1397	11
MUSSO (FJ) 2.3 TDiC Allrad	OM661LA	05.97 - 10.03	2299	D	74 kW	1396	5
MUSSO (FJ) 2.3	M 111.970	10.96 - 11.02	2295	B	103 kW	1399	18
MUSSO (FJ) 2.9 D	MB-OM 662	02.95 - 12.05	2874	D	73 kW	1397	7
MUSSO (FJ) 2.9 TD	OM 662 LA	01.93 - 09.07	2874	D	88 kW	1396	6
MUSSO (FJ) 2.9 TD	OM 662 LA	04.98 - 12.05	2874	D	108 kW	1396	6
MUSSO (FJ) 3.2	M 104.992	06.96 - 09.04	3199	B	162 kW	1399	17
MUSSO (QK) 2.2 e-XDi 4WD	D22DTR(672.980)	01.18	2157	D	133 kW	1396	4
MUSSO (QK) 2.2 e-XDi 4WD	D22DTR(672.980)	04.22	2157	D	149 kW	1396	4
MUSSO (QK) 2.2 e-XDi	D22DTR(672.980)	01.18	2157	D	133 kW	1396	4
MUSSO (QK) 2.2 e-XDi	D22DTR(672.980)	04.22	2157	D	149 kW	1396	4
MUSSO GRAND 2.2 e-XDi 4WD	D22DTR(672.980)	01.19	2157	D	133 kW	1396	4
MUSSO GRAND 2.2 e-XDi 4WD	D22DTR(672.980)	04.22	2157	D	149 kW	1396	4
MUSSO GRAND 2.2 e-XDi	D22DTR(672.980)	01.19	2157	D	133 kW	1396	4
MUSSO GRAND 2.2 e-XDi	D22DTR(672.980)	04.22	2157	D	149 kW	1396	4
MUSSO SPORTS 2.9 D 4x4	OM 662 LA	08.04	2874	D	88 kW	1396	6
MUSSO SPORTS 2.9 D	OM 662 LA	08.04 - 09.07	2874	D	88 kW	1396	6
REXTON (Y400) 2.2 Xdi (POE)	D22DTR(672.980)	07.17	2157	D	133 kW	1396	4
REXTON (Y400) 2.2 Xdi Allrad (POE)	D22DTR(672.980)	07.17	2157	D	133 kW	1396	4
REXTON (Y400) 2.2 Xdi Allrad	D22DTR(672.980)	07.21	2157	D	149 kW	1396	4
REXTON / REXTON II (GAB_) 2.7 CRDi 4x4	D27DT	12.03 - 12.09	2696	D	130 kW	1396	1
REXTON / REXTON II (GAB_) 2.7 D 4x4	D27DTP	06.06	2696	D	137 kW	1396	3
REXTON / REXTON II (GAB_) 2.7 Xdi 4x4	D27DT	03.11 - 04.13	2696	D	118 kW	1396	1
REXTON / REXTON II (GAB_) 2.7 Xdi 4x4	D27DT	05.04 - 04.13	2696	D	121 kW	1396	1
REXTON / REXTON II (GAB_) 2.7 Xdi Turbo 4x4	D27DTP	03.08	2696	D	132 kW	1396	3
REXTON / REXTON II (GAB_) 2.7 Xdi	D27DT	08.04	2696	D	120 kW	1396	1
REXTON / REXTON II (GAB_) 2.7 Xdi	D27DT	03.05 - 08.06	2696	D	121 kW	1396	1
REXTON / REXTON II (GAB_) 2.9 TD	OM 662.925	04.02 - 12.09	2874	D	88 kW	1396	6
REXTON / REXTON II VAN RX270 XDi 4x4	D27DTP	03.11 - 04.13	2696	D	132 kW	1396	3
REXTON / REXTON II VAN RX270 XDi 4x4	D27DT	03.11 - 04.13	2696	D	118 kW	1396	1
REXTON VAN (Y400) e-XDi 4WD	D22DTR(672.980)	07.17	2157	D	133 kW	1396	4
REXTON VAN (Y400) e-XDi	D22DTR(672.980)	07.17	2157	D	133 kW	1396	4
REXTON W / REXTON VAN e-XDi Allrad	D22DTR(672.980)	07.15	2157	D	131 kW	1396	4
REXTON W / REXTON VAN e-XDi	D22DTR(672.980)	07.15	2157	D	131 kW	1396	4
REXTON W / REXTON 2.0 Xdi Allrad	D20DTR	07.12	1998	D	114 kW	1396	3
REXTON W / REXTON 2.0 Xdi Allrad	D20DTR	07.13	1998	D	110 kW	1396	3
REXTON W / REXTON 2.0 Xdi	D20DTR	07.12	1998	D	114 kW	1396	3
REXTON W / REXTON 2.0 Xdi	D20DTR	07.13	1998	D	110 kW	1396	3
REXTON W / REXTON 2.2 Xdi Allrad	D22DTR(672.980)	07.15	2157	D	131 kW	1396	4
REXTON W / REXTON 2.2 Xdi	D22DTR(672.980)	07.15	2157	D	131 kW	1396	4
REXTON W / REXTON 2.7 Xdi Allrad	D27DTP	10.12	2696	D	137 kW	1396	3
REXTON W / REXTON 2.7 Xdi Allrad	D27DTP	01.15	2696	D	132 kW	1396	3
REXTON W / REXTON 2.7 Xdi Allrad	D27DT	07.12	2696	D	121 kW	1396	1
RODIUS II VAN (CA1) e-XDi 4WD	D22DTR(672.980)	07.15	2157	D	131 kW	1396	4
RODIUS II VAN (CA1) e-XDi	D22DTR(672.980)	07.15	2157	D	131 kW	1396	4
RODIUS II 2.0 XDi	D20DTR	06.13	1998	D	110 kW	1396	3
RODIUS II 2.0 Xdi 4WD	D20DTR	07.13	1998	D	114 kW	1396	3
RODIUS II 2.0 Xdi	D20DTR	07.13	1998	D	114 kW	1396	3
RODIUS II 2.2 Xdi 4WD	D22DTR(672.980)	07.15	2157	D	131 kW	1396	4
RODIUS II 2.2 Xdi	D22DTR(672.980)	07.15	2157	D	131 kW	1396	4
RODIUS I 2.7 Xdi 4WD	D27DT	05.05	2696	D	121 kW	1396	1
RODIUS I 2.7 Xdi 4WD	D27DT	05.05	2696	D	120 kW	1396	1
RODIUS I 2.7 Xdi	D27DT	05.05	2696	D	121 kW	1396	1
RODIUS I 2.7 Xdi	D27DT	05.05	2696	D	120 kW	1396	1



	 ENGINE	 00000	ccm		kW		 1 POS
STAVIC 2.0 200 XDi	D20DTR	06.13	1998	D	100 kW	1396	3
STAVIC 2.7 270 sXDi 4x4	D27DT	02.05	2696	D	121 kW	1396	1
STAVIC 2.7 270 sXDi	D27DT	02.05	2696	D	121 kW	1396	1



ENGINE			ccm	kW			1 POS	ENGINE			ccm	kW			1 POS
661.911	89,000	4	2299	58 - 58 kW	D	1396	5	M 161.974	90,900	4	2295	110 kW	B	1399	19
672.960	86,200	4	2157	148 - 148 kW	D	1396	4	MB OM 601	89,000	4	2299	74 kW	D	1396	5
D20DTF	86,200	4	1998	110 - 133 kW	D	1396	3	MB-OM 601 29TD	89,000	5	2874	88 - 95 kW	D	1396	6
D20DTR	86,200	4	1998	100 - 129 kW	D	1396	3	MB-OM 661	89,000	4	2299	59 kW	D	1398	13
D20DT	86,200	4	1998	100 - 110 kW	D	1396	2	MB-OM 662 LA	89,000	5	2874	88 kW	D	1398	14
D22DTR(672.980)	86,200	4	2157	131 - 149 kW	D	1396	4	MB-OM 662	89,000	5	2874	72 - 73 kW	D	1397	7
D27DTP	86,200	5	2696	132 - 137 kW	D	1396	3	OM 601.940	89,000	4	2299	57 - 59 kW	D	1398	15
D27DT	86,200	5	2696	118 - 130 kW	D	1396	1	OM 602.940	89,000	5	2874	70 kW	D	1397	9
E20	89,900	4	1998	93 - 94 kW	B	1398	16	OM 602.980	89,000	5	2874	75 - 90 kW	D	1397	10
M 104.942	89,900	6	2799	142 - 145 kW	B	1399	17	OM 661.940	89,000	4	2299	58 kW	D	1397	11
M 104.945	89,900	6	2799	142 kW	B	1399	17	OM 662 LA	89,000	5	2874	88 - 108 kW	D	1396	6
M 104.992	89,900	6	3199	162 kW	B	1399	17	OM 662.925	89,000	5	2874	88 kW	D	1396	6
M 104.995	89,900	6	3199	154 - 156 kW	B	1399	17	OM 662.940	89,000	5	2874	70 kW	D	1398	12
M 111.970	90,900	4	2295	103 - 110 kW	B	1399	18	OM 662.983	89,000	5	2874	88 kW	D	1397	8
M 111.974	90,900	4	2295	110 kW	B	1399	18	OM661LA	89,000	4	2299	74 - 74 kW	D	1396	5
M 161.970	90,900	4	2295	103 - 110 kW	B	1399	18	XD3P	94,000	4	2498	53 - 58 kW	D	1399	20



**86,200 mm**

**1**

D27DT ,

**915097-8**

Ø 6,00

**973701-8**

Hydro

**973801-8**

Hydro

**86,200 mm**

**2**

D20DT ,

**915097-8**

Ø 6,00

**973801-8**

Hydro

**86,200 mm**

**3**

D20DTF , D20DTR , D27DTP ,

**915097-8**

Ø 6,00

**973701-8**

Hydro

**86,200 mm**

**4**

672.960 , D22DTR(672.980) ,

**915097-8**

Ø 6,00

**89,000 mm**

**5**

661.911 , MB OM 601 , OM661LA ,

**901013-1**

**911002-8**

Ø 9,00

**911004-8**

Ø 8,00

**89,000 mm**

**6**

MB-OM 601 29TD , OM 662 LA , OM 662.925 ,

**901014-1**

**911002-8**

Ø 9,00

**911004-8**

Ø 8,00



## 89,000 mm

7

MB-OM 662 ,

901014-1

911002-8 971001-6

Ø 9,00 Hydro

911004-8

Ø 8,00

## 89,000 mm

8

OM 662.983 ,

851045-4

881045-4

R-8

38,10 x 8,00 x 106,04 x 45°

14,02 x 8,00 x 39,50 | IN

861046-4

881046-4

911002-8

35,10 x 9,00 x 106,50 x 45°

14,02 x 9,00 x 37,30 | EX

Ø 9,00

861046A000-4

911004-8

35,10 x 9,00 x 106,50 x 45°

Ø 8,00

## 89,000 mm

9

OM 602.940 ,

851045-4

881045-4

871017-6

R-8

901014-1

511005-1

38,10 x 8,00 x 106,04 x 45°

14,02 x 8,00 x 39,50 | IN

40,09 x 33,50 x 7,00 x 45° | IN

861046-4

881046-4

871016-6

911002-8

971001-6

35,10 x 9,00 x 106,50 x 45°

14,02 x 9,00 x 37,30 | EX

36,09 x 30,60 x 6,00 x 30° | EX

Ø 9,00

Hydro

861046A000-4

911004-8

35,10 x 9,00 x 106,50 x 45°

Ø 8,00

## 89,000 mm

10

OM 602.980 ,

851045-4

881045-4

R-8

901014-1

511005-1

38,10 x 8,00 x 106,04 x 45°

14,02 x 8,00 x 39,50 | IN

881046-4

911002-8

971001-6

14,02 x 9,00 x 37,30 | EX

Ø 9,00

Hydro

911004-8

Ø 8,00

## 89,000 mm

11

OM 661.940 ,

851045-4

881045-4

R-8

901013-1

511002-1

38,10 x 8,00 x 106,04 x 45°

14,02 x 8,00 x 39,50 | IN

861046-4

881046-4

911002-8

971001-6

35,10 x 9,00 x 106,50 x 45°

14,02 x 9,00 x 37,30 | EX

Ø 9,00

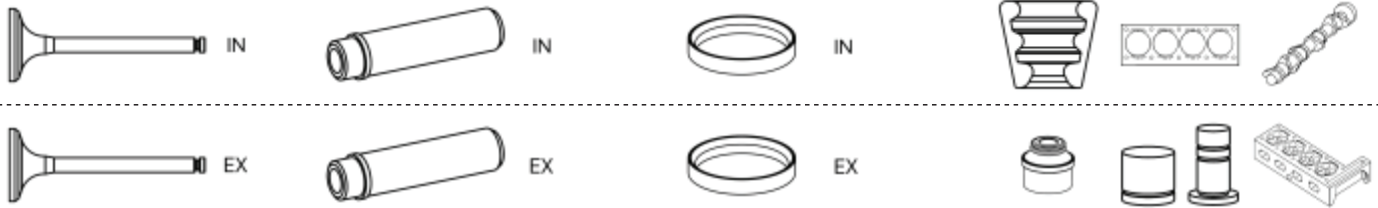
Hydro

861046A000-4

911004-8

35,10 x 9,00 x 106,50 x 45°

Ø 8,00



<b>89,000 mm</b>	<b>12</b>
------------------	-----------

OM 662.940 ,

<b>851045-4</b>	<b>881045-4</b>	<b>R-8</b>	<b>901014-1</b>	<b>511005-1</b>
38,10 x 8,00 x 106,04 x 45°	14,02 x 8,00 x 39,50   IN			
<b>861046-4</b>	<b>881046-4</b>	<b>911002-8</b>	<b>971001-6</b>	
35,10 x 9,00 x 106,50 x 45°	14,02 x 9,00 x 37,30   EX	Ø 9,00	Hydro	
<b>861046A000-4</b>		<b>911003-8</b>		
35,10 x 9,00 x 106,50 x 45°		Ø 8,00		
		<b>911004-8</b>		
		Ø 8,00		

<b>89,000 mm</b>	<b>13</b>
------------------	-----------

MB-OM 661 ,

<b>851045-4</b>	<b>881045-4</b>		<b>901013-1</b>
38,10 x 8,00 x 106,04 x 45°	14,02 x 8,00 x 39,50   IN		
<b>861046-4</b>	<b>881046-4</b>	<b>911002-8</b>	<b>971001-6</b>
35,10 x 9,00 x 106,50 x 45°	14,02 x 9,00 x 37,30   EX	Ø 9,00	Hydro
<b>861046A000-4</b>		<b>911004-8</b>	
35,10 x 9,00 x 106,50 x 45°		Ø 8,00	

<b>89,000 mm</b>	<b>14</b>
------------------	-----------

MB-OM 662 LA ,

		<b>911002-8</b>	<b>971001-6</b>
		Ø 9,00	Hydro
		<b>911004-8</b>	
		Ø 8,00	

<b>89,000 mm</b>	<b>15</b>
------------------	-----------

OM 601.940 ,

<b>851045-4</b>	<b>881045-4</b>	<b>871017-6</b>	<b>R-8</b>	<b>901013-1</b>	<b>511002-1</b>
38,10 x 8,00 x 106,04 x 45°	14,02 x 8,00 x 39,50   IN	40,09 x 33,50 x 7,00 x 45°   IN			
<b>861046-4</b>	<b>881046-4</b>	<b>871016-6</b>	<b>911002-8</b>	<b>971001-6</b>	
35,10 x 9,00 x 106,50 x 45°	14,02 x 9,00 x 37,30   EX	36,09 x 30,60 x 6,00 x 30°   EX	Ø 9,00	Hydro	
<b>861046A000-4</b>			<b>911004-8</b>		
35,10 x 9,00 x 106,50 x 45°			Ø 8,00		

<b>89,900 mm</b>	<b>16</b>
------------------	-----------

E20 ,

	<b>971004-8</b>
	Hydro





## 89,900 mm

17

M 104.942 , M 104.945 , M 104.992 , M 104.995 ,

**851005-4**

**881110-4**

**M-7**

35,05 x 7,00 x 101,55 x 45°

12,56 x 7,00 x 37,50 | IN

**851086-6**

**R-7**

35,00 x 7,00 x 102,00 x 45°

**851098-4**

35,00 x 7,00 x 102,00 x 45°

**861000-4**

31,00 x 7,00 x 103,65 x 45°

**971004-8**

Hydro

**861099-4**

31,10 x 7,00 x 103,50 x 45°

## 90,900 mm

18

M 111.970 , M 111.974 , M 161.970 ,

**851005-4**

**881110-4**

**R-7**

35,05 x 7,00 x 101,55 x 45°

12,56 x 7,00 x 37,50 | IN

**851086-6**

35,00 x 7,00 x 102,00 x 45°

**861000-4**

31,00 x 7,00 x 103,65 x 45°

**971004-8**

Hydro

## 90,900 mm

19

M 161.974 ,

**851005-4**

**881110-4**

**R-7**

35,05 x 7,00 x 101,55 x 45°

12,56 x 7,00 x 37,50 | IN

**851086-6**

35,00 x 7,00 x 102,00 x 45°

**861000-4**

31,00 x 7,00 x 103,65 x 45°

## 94,000 mm

20

XD3P ,

**883732-4**

**K-8**

14,05 x 8,50 x 55,00 | IN | EX


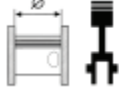




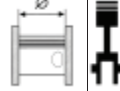



**863758-4**

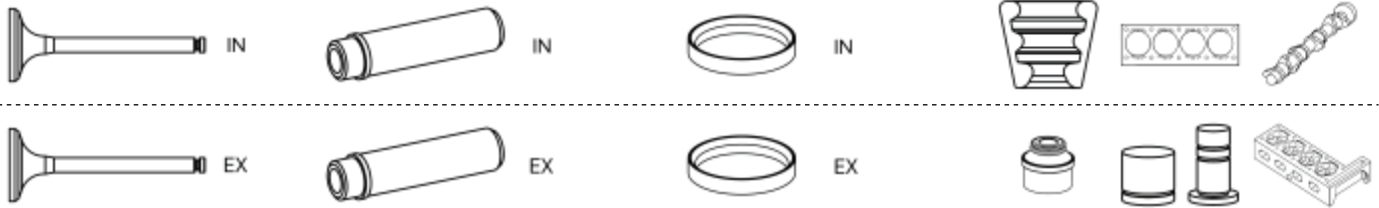
35,60 x 8,50 x 116,35 x 45°



**siehe Motorenliste**  
**see engline list**  
**voir la liste des moteurs**  
**ver lista de motores**  
**см. список двигателей**  
**تالكر حطما قمىق رظنا**



			ccm	kW			1 POS				ccm	kW			1 POS
WD 407	98,000	4	3077	38 kW	D	1402	1	WD 610.50	105,000	6	5975	66 - 85 kW	D	1402	6
WD 408.40	100,000	4	3140	38 - 46 kW	D	1402	2	WD 610.60	105,000	6	5975	110 kW	D	1402	6
WD 408.41	100,000	4	3140	38 - 46 kW	D	1402	2	WD 610.69	105,000	6	5975	110 kW	D	1402	6
WD 408.42	100,000	4	3140	38 - 46 kW	D	1402	2	WD 610.70	105,000	6	5975	110 kW	D	1402	6
WD 408.43	100,000	4	3140	38 - 46 kW	D	1402	2	WD 610.79	105,000	6	5975	125 kW	D	1402	6
WD 411.45	100,000	4	3456	47 kW	D	1402	3	WD 612.61	108,000	6	6595	100 - 154 kW	D	1402	7
WD 411.85	100,000	4	3456	51 kW	D	1402	3	WD 612.63	108,000	6	6595	130 - 154 kW	D	1402	7
WD 413 c	110,000	4	5320	70 kW	D	1403	8	WD 612.65	108,000	6	6595	154 kW	D	1402	7
WD 609 b	105,000	6	5975	88 kW	D	1402	4	WD 614.01	120,000	6	8143	132 kW	D	1403	9
WD 609 d (Lochbr.)	105,000	6	5975	97 kW	D	1402	5	WD 614.19	120,000	6	8143	132 kW	D	1403	9
WD 609 f	105,000	6	5975	97 kW	D	1402	5	WD 614.20	120,000	6	8143	132 kW	D	1403	9
WD 609 g	105,000	6	5975	88 kW	D	1402	5	WD 614.60	120,000	6	8143	169 kW	D	1403	9
WD 609 h	105,000	6	5975	88 kW	D	1402	5	WD 614.69	120,000	6	8143	177 kW	D	1403	9
WD 610.01	105,000	6	5975	66 - 85 kW	D	1402	6	WD 614.70	120,000	6	8143	169 kW	D	1403	9
WD 610.18	105,000	6	5975	81 - 97 kW	D	1402	6	WD 614.79	120,000	6	8143	177 kW	D	1403	9
WD 610.19	105,000	6	5975	89 - 97 kW	D	1402	6	WD 614	120,000	6	8143	132 kW	D	1403	9
WD 610.20	105,000	6	5975	97 kW	D	1402	6	WD 615.47	126,000	6	9726	273 kW	D	1403	10
WD 610.40	105,000	6	5975	66 - 84 kW	D	1402	6	WD 615.68	126,000	6	9726	225 - 228 kW	D	1403	11
WD 610.42	105,000	6	5975	66 - 84 kW	D	1402	6	WD 615.78	126,000	6	9726	225 - 228 kW	D	1403	11
WD 610.43	105,000	6	5975	66 - 84 kW	D	1402	6	WD 815.66	126,000	8	11964	270 kW	D	1403	11
WD 610.44	105,000	6	5975	66 - 85 kW	D	1402	6								



## 98,000 mm

1

WD 407 ,

**855501-6**

42,00 x 9,00 x 142,60 x 45°

**865502-6**

37,00 x 9,00 x 142,60 x 45°

## 100,000 mm

2

WD 408.40 , WD 408.41 , WD 408.42 , WD 408.43 ,

**855501-6**

42,00 x 9,00 x 142,60 x 45°

**865502-6**

37,00 x 9,00 x 142,60 x 45°

## 100,000 mm

3

WD 411.45 , WD 411.85 ,

R-9

## 105,000 mm

4

WD 609 b ,

**855503-6**

45,10 x 10,00 x 149,60 x 45°

**855515-6**

48,10 x 10,00 x 149,50 x 35°

**865504-6**

39,10 x 10,00 x 150,00 x 45°

## 105,000 mm

5

WD 609 d (Lochbr.) , WD 609 f , WD 609 g , WD 609 h ,

**855503-6**

45,10 x 10,00 x 149,60 x 45°

**855515-6**

48,10 x 10,00 x 149,50 x 35°

## 105,000 mm

6

WD 610.01 , WD 610.18 , WD 610.19 , WD 610.20 , WD 610.40 , WD 610.42 , WD 610.43 , WD 610.44 , WD 610.50 , WD 610.60 , WD 610.69 , WD 610.70 , WD 610.79 ,

**865504-6**

39,10 x 10,00 x 150,00 x 45°

## 108,000 mm

7

WD 612.61 , WD 612.63 , WD 612.65 ,

**865504-6**

39,10 x 10,00 x 150,00 x 45°



## 110,000 mm

8

WD 413 c ,

**855505-4**

52,10 x 11,00 x 136,00 x 45°

**885510-4**

18,00 x 11,00 x 67,00 | IN | EX

**865506-4**

48,10 x 11,00 x 136,00 x 45°

## 120,000 mm

9

WD 614.01 , WD 614.19 , WD 614.20 , WD 614.60 , WD 614.69 , WD 614.70 , WD 614.79 , WD 614 ,

**865512-6**

48,90 x 12,00 x 158,00 x 45°

## 126,000 mm

10

WD 615.47 ,

**855513-6**

55,00 x 11,00 x 159,00 x 35°

**865514-6**

50,00 x 11,00 x 158,35 x 45°






## 126,000 mm

11









WD 615.68 , WD 615.78 , WD 815.66 ,











**865510-6**

48,94 x 11,00 x 158,44 x 45°

			<b>ccm</b>		<b>kW</b>		<b>1 POS</b>
FORESTER (SF_) 2.0 AWD (SF5)	EJ20	08.97 - 09.02	1994	B	90 kW	1407	5
FORESTER (SF_) 2.0 AWD (SF5)	EJ20	06.98 - 09.02	1994	B	92 kW	1407	5
FORESTER (SF_) 2.0 S Turbo AWD (SF5)	EJ20	06.98 - 04.01	1994	B	125 kW	1407	5
FORESTER (SG_) 2.0 AWD (SG5)	EJ20	06.02 - 12.08	1994	B	92 kW	1407	5
FORESTER (SG_) 2.0 S Turbo AWD (SG5)	EJ20	02.02 - 12.08	1994	B	130 kW	1407	5
FORESTER (SH_) 2.0 AWD (SH5)	EJ20	01.08 - 09.13	1994	B	110 kW	1407	5
IMPREZA Coupe (GFC) 1.6 (GC4)	EJ161	12.96 - 12.00	1597	B	66 kW	1407	4
IMPREZA Coupe (GFC) 1.6 (GC4)	EJ161	09.98 - 09.00	1597	B	70 kW	1407	4
IMPREZA Coupe (GFC) 1.6 (GC4)	EJ16E	12.96 - 12.00	1597	B	66 kW	1407	4
IMPREZA Coupe (GFC) 1.6 AWD (GC4)	EJ161	12.96 - 12.00	1597	B	66 kW	1407	4
IMPREZA Coupe (GFC) 1.8 AWD	EJ18	09.94 - 12.97	1820	B	82 kW	1407	4
IMPREZA Coupe (GFC) 1.8	EJ18	09.94 - 12.95	1820	B	82 kW	1407	4
IMPREZA Coupe (GFC) 1.8	EJ18	01.93 - 10.95	1820	B	76 kW	1407	4
IMPREZA Coupe (GFC) 2.0 AWD (GC8)	EJ20E	12.95 - 12.00	1994	B	85 kW	1407	5
IMPREZA Coupe (GFC) 2.0 AWD (GC8)	EJ20	12.95 - 12.00	1994	B	85 kW	1407	5
IMPREZA Coupe (GFC) 2.0 i (GC8)	EJ20E	11.95 - 09.00	1994	B	85 kW	1407	5
IMPREZA Station Wagon (GF) 1.6 (GF3)	EJ161	01.93 - 08.98	1597	B	66 kW	1407	4
IMPREZA Station Wagon (GF) 1.6 (GF3)	EJ16E	01.93 - 08.98	1597	B	66 kW	1407	4
IMPREZA Station Wagon (GF) 1.6 i (GF3)	EJ161	06.97 - 12.00	1597	B	70 kW	1407	4
IMPREZA Station Wagon (GF) 1.6 i AWD (GF4)	EJ161	06.98 - 12.00	1597	B	70 kW	1407	4
IMPREZA Station Wagon (GF) 1.6 i AWD (GF4)	EJ16	08.92 - 12.00	1597	B	66 kW	1407	4
IMPREZA Station Wagon (GF) 1.8 AWD	EJ18	09.92 - 12.96	1820	B	82 kW	1407	4
IMPREZA Station Wagon (GF) 1.8 i (GF5)	EJ18E	11.95 - 06.96	1820	B	76 kW	1407	4
IMPREZA Station Wagon (GF) 1.8 i AWD (GF6)	EJ18	08.92 - 12.00	1820	B	76 kW	1407	4
IMPREZA Station Wagon (GF) 1.8	EJ18	09.92 - 12.95	1820	B	82 kW	1407	4
IMPREZA Station Wagon (GF) 2.0 (GF8)	EJ20E	08.95 - 08.98	1994	B	85 kW	1407	5
IMPREZA Station Wagon (GF) 2.0 i 16V AWD (GF8)	EJ20E	06.98 - 12.00	1994	B	92 kW	1407	5
IMPREZA Station Wagon (GF) 2.0 i 16V AWD (GF8)	EJ20	06.98 - 12.00	1994	B	92 kW	1407	5
IMPREZA Station Wagon (GF) 2.0 i AWD (GF8)	EJ20E	12.95 - 12.00	1994	B	85 kW	1407	5
IMPREZA Station Wagon (GF) 2.0 i AWD (GF8)	EJ20	12.95 - 12.00	1994	B	85 kW	1407	5
IMPREZA Station Wagon (GG) 1.6 AWD	EJ161	12.00 - 09.06	1597	B	70 kW	1407	4
IMPREZA Station Wagon (GG) 1.6 AWD	EJ16	12.00 - 09.06	1597	B	70 kW	1407	4
IMPREZA Station Wagon (GG) 1.6	EJ161	10.00 - 09.06	1597	B	70 kW	1407	4
IMPREZA Station Wagon (GG) 2.0 AWD (GG9)	EJ20	12.00 - 12.07	1994	B	92 kW	1407	5
IMPREZA Station Wagon (GG) 2.0 i R AWD (GG9)	EJ20	09.05 - 06.07	1994	B	118 kW	1407	5
IMPREZA Stufenheck (GC) 1.6 (GC7)	EJ161	01.98 - 12.98	1597	B	88 kW	1407	4
IMPREZA Stufenheck (GC) 1.6 i (GC3)	EJ161	06.97 - 12.00	1597	B	70 kW	1407	4
IMPREZA Stufenheck (GC) 1.6 i (GC3)	EJ16	08.92 - 12.00	1597	B	66 kW	1407	4
IMPREZA Stufenheck (GC) 1.6 i AWD (GC4)	EJ161	06.98 - 12.00	1597	B	70 kW	1407	4
IMPREZA Stufenheck (GC) 1.6 i AWD (GC4)	EJ16	08.92 - 12.00	1597	B	66 kW	1407	4
IMPREZA Stufenheck (GC) 1.8 AWD	EJ18	09.92 - 12.96	1820	B	82 kW	1407	4
IMPREZA Stufenheck (GC) 1.8 i (GC5)	EJ18E	11.95 - 06.96	1820	B	76 kW	1407	4
IMPREZA Stufenheck (GC) 1.8 i AWD (GC6)	EJ18E	08.92 - 12.00	1820	B	76 kW	1407	4
IMPREZA Stufenheck (GC) 1.8 i AWD (GC6)	EJ18	08.92 - 12.00	1820	B	76 kW	1407	4
IMPREZA Stufenheck (GC) 1.8	EJ18	09.92 - 12.95	1820	B	82 kW	1407	4
IMPREZA Stufenheck (GC) 2.0 i (GC7)	EJ20E	07.96 - 08.98	1994	B	85 kW	1407	5
IMPREZA Stufenheck (GC) 2.0 i AWD (GC8)	EJ20E	10.95 - 09.01	1994	B	85 kW	1407	5
IMPREZA Stufenheck (GC) 2.0 i AWD (GC8)	EJ20	10.95 - 09.01	1994	B	85 kW	1407	5
IMPREZA Stufenheck (GC) 2.0 i AWD (GC8)	EJ20	06.98 - 12.00	1994	B	92 kW	1407	5
IMPREZA Stufenheck (GD) 1.6 AWD (GD5)	EJ161	12.00 - 06.09	1597	B	70 kW	1407	4
IMPREZA Stufenheck (GD) 1.6 AWD (GD5)	EJ16	12.00 - 06.09	1597	B	70 kW	1407	4
IMPREZA Stufenheck (GD) 1.6	EJ161	06.01 - 09.06	1597	B	70 kW	1407	4
IMPREZA Stufenheck (GD) 1.6	EJ16	06.01 - 09.06	1597	B	70 kW	1407	4
IMPREZA Stufenheck (GD) 2.0 i AWD (GD9)	EJ20	09.99 - 06.09	1994	B	92 kW	1407	5
IMPREZA Stufenheck (GE, GV) 2.0 AWD	EJ20	08.08 - 03.11	1994	B	117 kW	1407	5
JUSTY III (G3X) 1.3 CDTi	Z 13 DT	12.03 - 08.07	1248	D	51 kW	1407	1
LEGACY I (BC) 1.6	EJ16	05.89 - 12.93	1597	B	70 kW	1407	4
LEGACY I (BC) 1800 (BC2)	EJ18 SPI	01.89 - 12.93	1820	B	76 kW	1407	4
LEGACY I (BC) 1800 4WD (BC3)	EJ18 SPI	01.89 - 09.91	1820	B	76 kW	1407	4
LEGACY I (BC) 2.0 (BC4)	EJ20E	08.91 - 12.93	1994	B	85 kW	1407	5
LEGACY I (BC) 2.0 4WD (BC5)	EJ20E	06.91 - 09.93	1994	B	92 kW	1407	5
LEGACY I (BC) 2.0 GL	EJ20E	08.91 - 12.93	1994	B	103 kW	1407	5



							
LEGACY I (BC) 2000 4WD (BC5)	EJ20 EMPI	08.91 - 07.94	1994	B	85 kW	1407	5
LEGACY I (BC) 2000 Turbo 4WD (BC5)	EJ20-GN	10.91 - 07.94	1994	B	147 kW	1407	5
LEGACY I (BC) 2200 4WD (BC7)	EJ22 EMPI	01.89 - 07.94	2212	B	100 kW	1407	6
LEGACY I Kombi (BC, BF, BJ) 1.6 GL	EJ16	05.89 - 12.93	1597	B	70 kW	1407	4
LEGACY I Kombi (BC, BF, BJ) 1800 (BF2)	EJ18 SPI	01.89 - 07.94	1820	B	76 kW	1407	4
LEGACY I Kombi (BC, BF, BJ) 1800 4WD (BF3)	EJ18 SPI	01.89 - 07.94	1820	B	76 kW	1407	4
LEGACY I Kombi (BC, BF, BJ) 2000 (BF5)	EJ20 EMPI	09.91 - 12.93	1994	B	85 kW	1407	5
LEGACY I Kombi (BC, BF, BJ) 2000 4WD (BF5)	EJ20 EMPI	09.91 - 07.94	1994	B	85 kW	1407	5
LEGACY I Kombi (BC, BF, BJ) 2000 Turbo Super 4WD (BF5)	EJ20-GN	10.91 - 07.94	1994	B	147 kW	1407	5
LEGACY I Kombi (BC, BF, BJ) 2200 Super 4WD (BF7)	EJ22 EMPI	01.89 - 07.94	2212	B	100 kW	1407	6
LEGACY II (BD) 1.8 4WD	EJ18E	05.96 - 09.98	1820	B	76 kW	1407	4
LEGACY II (BD) 2.0 i (BD4)	EJ20E	01.94 - 03.99	1994	B	85 kW	1407	5
LEGACY II (BD) 2.0 i 4WD (BD5)	EJ20E	03.94 - 03.99	1994	B	85 kW	1407	5
LEGACY II (BD) 2.0 i 4WD (BD5)	EJ20E	01.94 - 07.96	1994	B	92 kW	1407	5
LEGACY II (BD) 2.0 i 4WD (BD5)	EJ20	03.94 - 03.99	1994	B	85 kW	1407	5
LEGACY II (BD) 2.2 i 4WD (BD7)	EJ22 EMPI	09.94 - 03.99	2212	B	94 kW	1407	6
LEGACY II (BD) 2.2 i 4WD (BD7)	EJ22 EMPI	01.94 - 03.99	2212	B	96 kW	1407	6
LEGACY II Kombi (BG) 2.0 i (BG4)	EJ20 EMPI	09.94 - 03.99	1994	B	85 kW	1407	5
LEGACY II Kombi (BG) 2.0 i 4WD (BG5)	EJ20E	09.94 - 11.98	1994	B	85 kW	1407	5
LEGACY II Kombi (BG) 2.0 i 4WD (BG5)	EJ20	09.94 - 11.98	1994	B	85 kW	1407	5
LEGACY II Kombi (BG) 2.2 i 4WD (BG7)	EJ22 EMPI	02.94 - 12.98	2212	B	94 kW	1407	6
LEGACY II Kombi (BG) 2.2 i 4WD (BG7)	EJ22 EMPI	06.96 - 11.98	2212	B	96 kW	1407	6
LEGACY III (BE) 2.0 AWD (BE5)	EJ20	10.98 - 08.03	1994	B	92 kW	1407	5
LEGACY III Kombi (BH) 2.0 AWD (BH5)	EJ20	10.98 - 08.03	1994	B	92 kW	1407	5
LEGACY IV (BL) 2.0 AWD (BL5)	EJ20	09.03 - 10.05	1994	B	101 kW	1407	5
LEGACY IV (BL) 2.0 AWD (BL5)	EJ20	06.05 - 04.09	1994	B	121 kW	1407	5
LEGACY IV Kombi (BP) 2.0 AWD (BP5)	EJ20	09.03 - 11.06	1994	B	101 kW	1407	5
LEGACY IV Kombi (BP) 2.0 AWD (BP5)	EJ20	06.05 - 04.09	1994	B	121 kW	1407	5
OUTBACK (BL, BP) 2.0 AWD (BP5)	EJ20	09.03 - 10.05	1994	B	101 kW	1407	5
TRAVIQ 2.2 (XM220)	Z 22 SE	08.00 - 08.05	2198	B	108 kW	1407	2

			ccm	kW			1 POS				ccm	kW			1 POS
EJ161	87,900	4	1597	66 - 70 kW	B	1407	4	EJ20-GN	92,000	4	1994	147 kW	B	1407	5
EJ16E	87,900	4	1597	66 kW	B	1407	4	EJ20E	92,000	4	1994	85 - 103 kW	B	1407	5
EJ16	87,900	4	1597	66 - 70 kW	B	1407	4	EJ20	92,000	4	1994	82 - 130 kW	B	1407	5
EJ18 SPI	87,900	4	1820	76 kW	B	1407	4	EJ22 EMPI	96,900	4	2212	94 - 100 kW	B	1407	6
EJ18E	87,900	4	1820	76 kW	B	1407	4	Z 13 DT	69,600	4	1248	51 kW	D	1407	1
EJ18	87,900	4	1820	76 - 82 kW	B	1407	4	Z 22 SE	86,000	4	2198	108 kW	B	1407	2
EJ20 EMPI	92,000	4	1994	85 kW	B	1407	5	Z 22 XE	86,000	4	2198	106 - 108 kW	B	1407	3





## 69,600 mm

1

Z 13 DT ,

**852011-4**

21,90 x 6,00 x 109,20 x 45°

**882078-4**

10,035 x 6,00 x 43,00 | IN | EX

**M-6**

**882102-4**

13,57 x 8,00 x 67,90 | IN | EX

**862012-4**

21,90 x 6,00 x 109,20 x 45°

## 86,000 mm

2

Z 22 SE ,

**853583-4**

35,25 x 6,00 x 102,20 x 45°

**883558-4**

10,04 x 6,00 x 45,00 | IN | EX

**M-6**

**853585-4**

35,10 x 6,00 x 102,30 x 45°

**863584-4**

30,10 x 6,00 x 101,00 x 45°

## 86,000 mm

3

Z 22 XE ,

**853563-4**

32,00 x 6,00 x 102,00 x 45°

**863564-4**

29,00 x 6,00 x 92,20 x 45°

**915097-8**

Ø 6,00

## 87,900 mm

4

EJ161 , EJ16E , EJ16 , EJ18 SPI , EJ18E , EJ18 ,

**972401-8**

Hydro

## 92,000 mm

5

EJ20 EMPI , EJ20-GN , EJ20E , EJ20 ,

**972401-8**

Hydro








## 96,900 mm

6

EJ22 EMPI ,









**972401-8**

Hydro

						
		ccm				
ALTO 800 0.8	F8D	05.14	796	B	35 kW	1411 3
ALTO III (EC) 0.7 RS	F6A	10.90 - 09.93	657	B	47 kW	1411 1
ALTO III (EC) 0.7	F6A	10.90 - 09.93	657	B	38 kW	1411 1
ALTO III (EC) 0.7	F6A	10.90 - 09.93	657	B	31 kW	1411 1
ALTO IV (EF) 0.7 4WD	F6A	10.93 - 09.97	657	B	38 kW	1411 1
ALTO IV (EF) 0.7	F6A	10.93 - 09.97	657	B	31 kW	1411 1
ALTO IV (EF) 0.7	F6A	10.93 - 09.97	657	B	38 kW	1411 1
ALTO V (HA12, HA23) 0.7	F6A	10.97 - 09.04	657	B	34 kW	1411 1
ALTO VI (FF) 1.1 (RF410)	F10D	09.04 - 12.08	1061	B	46 kW	1411 3
ALTO 0.8	F8D	01.08 - 12.12	796	B	35 kW	1411 3
BALENO (EG) 1.9 TD (SY419)	DHV (XUD9BSD)	04.98 - 05.02	1905	D	55 kW	1413 17
BALENO (EG) 1.9 TD (SY419)	DHW (XUD9SD)	04.98 - 05.02	1905	D	55 kW	1414 21
BALENO Kombi (EG) 1.9 TD (SY419)	DHV (XUD9BSD)	04.98 - 05.02	1905	D	55 kW	1413 17
BALENO Kombi (EG) 1.9 TD (SY419)	DHW (XUD9SD)	04.98 - 05.02	1905	D	55 kW	1414 21
BALENO Schrägheck (EG) 1.9 TD (SY419)	DHW (XUD9SD)	04.98 - 05.02	1905	D	55 kW	1414 21
CAPPUCCINO (EE) 0.7 (SX306)	F6A	02.92 - 08.95	657	B	47 kW	1411 1
CAPPUCCINO (EE) 0.7 (SX306)	F6A	08.95 - 08.98	657	B	47 kW	1411 1
CARA 0.7	F6A	03.92 - 10.95	657	B	47 kW	1411 1
CARRY Bus 1.0	F10A	03.99 - 09.04	970	B	40 kW	1411 2
CARRY Kasten (ED) 1.0 (DA21, SK410)	F10A	07.85 - 12.90	970	B	33 kW	1411 2
CARRY Kasten (FD) 1.0	F10A	02.99 - 08.08	970	B	32 kW	1411 2
CARRY Kasten 1.0	F10A	10.95 - 03.99	970	B	33 kW	1411 2
CARRY Kasten 1.0	F10A	11.96 - 03.99	970	B	29 kW	1411 2
CARRY Pritsche/Fahrgestell (FD, DA5_T, DA6_T) 0.7	F6A	02.99 - 09.04	657	B	47 kW	1411 1
CARRY Pritsche/Fahrgestell (FD, DA5_T, DA6_T) 1.0	F10A	02.99 - 09.04	970	B	40 kW	1411 2
CARRY Pritsche/Fahrgestell 1.0 (DA21T)	F10A	07.85 - 12.08	970	B	33 kW	1411 2
CARRY Pritsche/Fahrgestell 1.0	F10A	08.92 - 01.99	970	B	30 kW	1411 2
CERVO MODE (C_21, C_22, C_31, C_32) 0.7 4WD	F6A	07.90 - 10.98	657	B	40 kW	1411 1
CERVO MODE (C_21, C_22, C_31, C_32) 0.7	F6A	07.90 - 10.98	657	B	40 kW	1411 1
CERVO MODE (C_21, C_22, C_31, C_32) 0.7	F6A	07.90 - 10.98	657	B	31 kW	1411 1
CERVO MODE (C_21, C_22, C_31, C_32) FOUR 0.7 (CN31S)	F6B	07.90 - 10.98	658	B	47 kW	1411 1
CERVO MODE (C_21, C_22, C_31, C_32) FOUR 0.7 4WD (CP31S)	F6B	07.90 - 10.98	658	B	47 kW	1411 1
CERVO 0.7	F6B	01.91 - 12.97	658	B	47 kW	1411 1
ERTIGA (AVI_) 1.3 DDiS Hybrid (AVI413)	D13A	10.15 - 12.18	1248	D/E	65 kW	1411 4
EVERY Bus (DA52_, DB52_) 0.7 4WD	F6A	11.99 - 07.05	657	B	47 kW	1411 1
EVERY Bus (DA52_, DB52_) 0.7 4WD	F6A	02.99 - 07.05	657	B	37 kW	1411 1
EVERY Bus (DA52_, DB52_) 0.7 4WD	F6A	09.01 - 07.05	657	B	36 kW	1411 1
EVERY Bus (DA52_, DB52_) 0.7 4WD	F6A	09.01 - 07.05	657	B	44 kW	1411 1
EVERY Bus (DA52_, DB52_) 0.7	F6A	02.99 - 07.05	657	B	47 kW	1411 1
EVERY Bus (DA52_, DB52_) 0.7	F6A	02.99 - 07.05	657	B	37 kW	1411 1
EVERY Bus (DA52_, DB52_) 0.7	F6A	06.99 - 07.05	657	B	36 kW	1411 1
EVERY Bus (DA52_, DB52_) 0.7	F6A	09.01 - 07.05	657	B	44 kW	1411 1
FORENZA Kombi 2.0	L34	09.04 - 12.08	1995	B	94 kW	1414 23
FORENZA Kombi 2.0	L34	09.04 - 12.07	1995	B	89 kW	1414 23
FORENZA Stufenheck 2.0	L34	09.03 - 12.07	1995	B	89 kW	1414 23
FORENZA Stufenheck 2.0	L34	09.03 - 12.05	1995	B	94 kW	1414 23
FUN 1.0	C10E	02.03 - 11.07	999	B	44 kW	1411 6
FUN 1.4	C 14 SE	02.04 - 12.12	1389	B	63 kW	1412 13
GRAND VITARA I (FT, HT) 2.0 HDI 110 16V 4x4 (SQ 420D)	RHW	07.01 - 09.05	1997	D	80 kW	1414 24
GRAND VITARA I (FT, HT) 2.0 HDI 110 4x4 (SQ 420D)	RHZ	01.00 - 12.03	1997	D	80 kW	1415 25
GRAND VITARA I (FT, HT) 2.0 TD 4x4 (SQ 420D)	RFM	04.00 - 09.05	1998	D	63 kW	1415 27
GRAND VITARA II (JT, TE, TD) 1.9 DDiS (JB419WD, JB419XD)	F9QB	03.06 - 08.08	1870	D	95 kW	1413 15
GRAND VITARA II (JT, TE, TD) 1.9 DDiS Allrad (JT419, TD44, JB419WD, JB419XD)	F9QB	10.05 - 02.15	1870	D	95 kW	1413 15
GRAND VITARA II (JT, TE, TD) 1.9 DDiS Allrad (JT419, TD44, JB419WD, JB419XD)	F9QC	10.05 - 02.15	1870	D	95 kW	1413 15
IGNIS II (MH) 1.3 DDiS (RM413D)	Z13DT	09.03	1248	D	51 kW	1411 5
JIMNY Geländewagen geschlossen (SJ, JA, JB) 0.7	F6A	11.88 - 03.98	657	B	47 kW	1411 1
JIMNY Geländewagen geschlossen (SN) 0.7 4x4	F6A	09.98 - 07.04	657	B	47 kW	1411 1
JIMNY Geländewagen geschlossen (SN) 0.7	F6A	09.00 - 07.04	657	B	47 kW	1411 1
JIMNY Geländewagen geschlossen (SN) 1.0	F10AC	09.98 - 10.03	970	B	39 kW	1411 2
JIMNY Geländewagen geschlossen (SN) 1.5 DDiS 4WD (SN415D)	K9K 700	12.03	1461	D	48 kW	1412 11
JIMNY Geländewagen geschlossen (SN) 1.5 DDiS 4x4	K9K 266	08.05	1461	D	63 kW	1412 12
JIMNY Geländewagen offen (SJ) 0.7	F6A	11.88 - 03.98	657	B	47 kW	1411 1



LIANA (ER, RH_) 1.4 DDiS (RH 414D)	8HY	04.04	1398	D	66 kW	1412	9
LIANA Schrägheck 1.4 DDiS	8HY	04.04 - 12.07	1398	D	66 kW	1412	9
SAMURAI Geländewagen geschlossen (SJ_) 1.0 Allrad (SJ 410)	F10A	11.88 - 12.04	970	B	33 kW	1411	2
SAMURAI Geländewagen geschlossen (SJ_) 1.9 D Allrad	NF8Q	11.98 - 12.04	1870	D	47 kW	1413	14
SAMURAI Geländewagen geschlossen (SJ_) 1.9 D	NF8Q	02.95 - 12.04	1870	D	46 kW	1413	14
SAMURAI Geländewagen geschlossen (SJ_) 1.9 TD Allrad (SJ 419TD)	XUD9	09.98 - 12.04	1905	D	46 kW	1414	22
SAMURAI Geländewagen offen (SJ_) 1.0 Allrad (SJ410)	F10A	05.90 - 10.94	970	B	33 kW	1411	2
SAMURAI Geländewagen offen (SJ_) 1.9 D (SJ419)	NF8Q	09.00 - 12.04	1870	D	46 kW	1413	14
SC100 Coupe 1.0	F10A	08.79 - 09.82	970	B	37 kW	1411	2
SC100 Schrägheck 1.0	F10A	03.77 - 12.82	970	B	35 kW	1411	2
SC100 Schrägheck 1.0	F10A	10.77 - 12.82	970	B	37 kW	1411	2
SIERRA Geländewagen offen (SJ) 1.0 Allrad (SJ 410)	F10A	09.81 - 12.88	970	B	33 kW	1411	2
SIERRA II Geländewagen offen (SJ) 1.0 Allrad (SJ 410)	F10A	12.88 - 02.00	970	B	33 kW	1411	2
SJ410 Cabrio (OS) 1.0 (SJ410)	F10A	09.81 - 07.91	970	B	33 kW	1411	2
SJ410 1.0 (SJ410)	F10A	09.81 - 12.88	970	B	33 kW	1411	2
SJ410 1.0 4WD	F10A	09.84 - 12.85	970	B	34 kW	1411	2
SPLASH (EX) 1.3 CDTI (A5B 413D)	D13A	01.08	1248	D	55 kW	1411	4
SPLASH (EX) 1.3 CDTI (A5B 413D)	Z 13 DTJ	01.08	1248	D	55 kW	1411	5
SUPER CARRY Bus (ED) 1.0 (SK410)	F10A	10.92 - 03.99	970	B	31 kW	1411	2
SUPER CARRY Bus (ED) 1.0 (SK410)	F10A	07.85 - 03.99	970	B	33 kW	1411	2
SUPER CARRY Bus (ED) 1.0 (SK410)	F10A	09.94 - 03.99	970	B	30 kW	1411	2
SUPER CARRY Kasten (ED) 1.0 (SK410)	F10A	09.87 - 07.92	970	B	30 kW	1411	2
SUPER CARRY Kasten (ED) 1.0 (SK410)	F10A	04.85 - 07.92	970	B	33 kW	1411	2
SUPER CARRY Kasten (ED) 1.0 (SK410)	F10A	01.08	970	B	31 kW	1411	2
SWIFT III (MZ, EZ) 1.3 DDiS (RS 413D)	D13A	08.05	1248	D	55 kW	1411	4
SWIFT III (MZ, EZ) 1.3 DDiS (RS 413D)	Z 13 DTJ	08.05	1248	D	55 kW	1411	5
SWIFT III (MZ, EZ) 1.3 DDiS (RS 413D)	Z13DT	08.05	1248	D	51 kW	1411	5
SWIFT IV (FZ, NZ) 1.3 DDiS (AZG 413D)	D13A	10.10	1248	D	55 kW	1411	4
SX4 (EY, GY) 1.6 DDiS (RW 416D)	9HX	04.07	1560	D	66 kW	1412	10
SX4 (EY, GY) 1.9 DDiS (RW 419D)	D19AA	06.06	1910	D	88 kW	1413	16
SX4 (EY, GY) 1.9 DDiS 4x4 (RW 419D)	D19AA	06.06	1910	D	88 kW	1413	16
SX4 (EY, GY) 2.0 DDiS (RW 420D)	D20AA	07.09	1956	D	99 kW	1413	18
SX4 (EY, GY) 2.0 DDiS 4x4 (RW 420D)	D20AA	07.09	1956	D	99 kW	1413	18
VITARA (ET) HDI (SE 420HDI)	RHP (DW10TD)	12.03 - 12.05	1997	D	64 kW	1415	26
VITARA (ET, TA, TD) 1.9 D Allrad (SE 419TD)	XUD9A	01.95 - 08.99	1905	D	50 kW	1413	19
VITARA (ET, TA, TD) 1.9 D Allrad (SE 419TD)	XUD9SD	08.96 - 03.98	1905	D	55 kW	1414	20
VITARA Cabrio (ET) 2.0 HDI (SE 420HDI)	RHP (DW10TD)	01.02 - 12.05	1997	D	64 kW	1415	26
VITARA Cabrio (ET, TA) 1.9 D (SE 419TD)	XUD9A	01.95 - 03.98	1905	D	50 kW	1413	19
VITARA Cabrio (ET, TA) 1.9 D (SE 419TD)	XUD9SD	08.96 - 03.99	1905	D	55 kW	1414	20
WAGON R (MC_) 1.0 (SL410)	F10A	01.98 - 06.03	970	B	40 kW	1411	2
WAGON R Schrägheck 1.0	F10D	04.06 - 12.12	1061	B	47 kW	1411	3
WAGON R Schrägheck 1.0	Z 10 XEP	06.04 - 08.05	998	B	44 kW	1411	7
WAGON R Schrägheck 1.2	Z 12 XEP	06.04 - 08.05	1229	B	59 kW	1412	8
WAGON R+ Schrägheck (MM) 1.2 (RB 412)	Z 12 XEP	01.05 - 12.08	1229	B	59 kW	1412	8
WAGON R+ Schrägheck (MM) 1.3 DDiS (RB 413D)	Z13DT	09.03	1248	D	51 kW	1411	5

ENGINE			ccm	kW			1 POS	ENGINE			ccm	kW			1 POS
8HY	73,700	4	1398	66 kW	D	1412	9	K9K 266	76,000	4	1461	63 kW	D	1412	12
9HX	75,000	4	1560	66 kW	D	1412	10	K9K 700	76,000	4	1461	48 - 50 kW	D	1412	11
C 14 SE	77,600	4	1389	60 - 63 kW	B	1412	13	L34	84,000	4	1995	89 - 94 kW	B	1414	23
C10E	71,100	4	999	44 - 44 kW	B	1411	6	NF8Q	80,000	4	1870	46 - 47 kW	D	1413	14
D13A	69,600	4	1248	55 kW	D	1411	4	RFM	86,000	4	1998	63 - 64 kW	D	1415	27
D19AA	82,000	4	1910	88 kW	D	1413	16	RFS	86,000	4	1998	52 kW	D	1415	27
D20AA	83,000	4	1956	99 kW	D	1413	18	RHP (DW10TD)	85,000	4	1997	64 kW	D	1415	26
DHV (XUD9BSD)	83,000	4	1905	55 kW	D	1413	17	RHW	85,000	4	1997	80 kW	D	1414	24
DHW (XUD9SD)	83,000	4	1905	55 kW	D	1414	21	RHZ	85,000	4	1997	80 kW	D	1415	25
F10AC	65,500	4	970	39 kW	B	1411	2	XUD9A	83,000	4	1905	50 kW	D	1413	19
F10A	65,500	4	970	29 - 40 kW	B	1411	2	XUD9SD	83,000	4	1905	55 kW	D	1414	20
F10D	68,500	4	1061	46 kW	B	1411	3	XUD9	83,000	4	1905	46 - 50 kW	D	1414	22
F6A	65,000	3	657	31 - 47 kW	B	1411	1	Z 10 XEP	73,400	3	998	44 kW	B	1411	7
F6B	65,000	4	658	47 kW	B	1411	1	Z 12 XEP	73,400	4	1229	59 kW	B	1412	8
F8D	68,500	3	796	35 kW	B	1411	3	Z 13 DTJ	69,600	4	1248	55 kW	D	1411	5
F9QB	80,000	4	1870	95 kW	D	1413	15	Z13DT	69,600	4	1248	51 kW	D	1411	5
F9QC	80,000	4	1870	95 kW	D	1413	15								



## 65,000 mm

1

F6A, F6B,

862166-4

34,10 x 8,00 x 133,40 x 45°

## 65,500 mm

2

F10AC, F10A,

909401-1

## 68,500 mm

3

F10D, F8D,

859401-6

26,60 x 5,50 x 90,50 x 45°

869402-6

23,40 x 5,50 x 78,10 x 45°

## 69,600 mm

4

D13A,

852011-4

21,90 x 6,00 x 109,20 x 45°

882078-4

10,035 x 6,00 x 43,00 | IN | EX

882102-4

13,57 x 8,00 x 67,90 | IN | EX

## 69,600 mm

5

Z 13 DTJ, Z13DT,

852011-4

21,90 x 6,00 x 109,20 x 45°

882078-4

10,035 x 6,00 x 43,00 | IN | EX

M-6

882102-4

13,57 x 8,00 x 67,90 | IN | EX

862012-4

21,90 x 6,00 x 109,20 x 45°

## 71,100 mm

6

C10E,

913501-8

Ø 7,00

## 73,400 mm

7

Z 10 XEP,

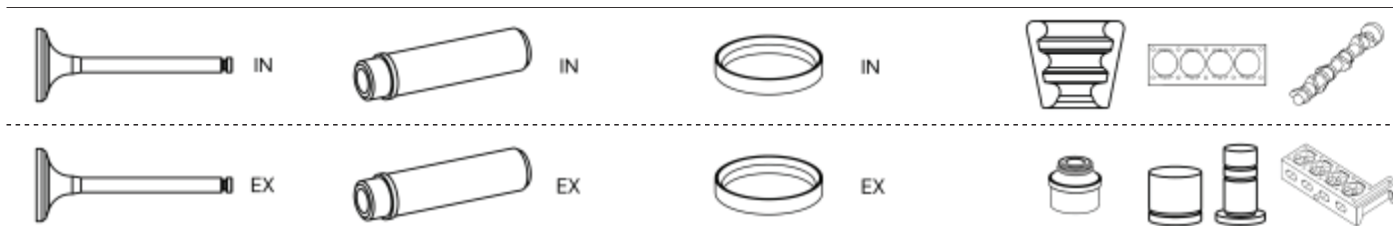
853504-4

28,00 x 5,00 x 93,85 x 45°

M-5

863505-4

25,00 x 5,00 x 93,85 x 45°



<b>73,400 mm</b>	<b>8</b>
------------------	----------

<b>Z 12 XEP ,</b>	
<b>853504-4</b> 28,00 x 5,00 x 93,85 x 45°	<b>M-5</b>
<b>863505-4</b> 25,00 x 5,00 x 93,85 x 45°	<b>973506-8</b> Hydro

<b>73,700 mm</b>	<b>9</b>
------------------	----------

<b>8HY ,</b>	
<b>851135-4</b> 32,80 x 5,50 x 97,30 x 45°	<b>883713-4</b> 9,55 x 5,50 x 34,00   IN   EX
<b>861136-4</b> 30,10 x 5,50 x 97,30 x 45°	<b>973801-8</b> Hydro

<b>75,000 mm</b>	<b>10</b>
------------------	-----------

<b>9HX ,</b>	
<b>851107-4</b> 25,60 x 5,50 x 96,45 x 45°	<b>883713-4</b> 9,55 x 5,50 x 34,00   IN   EX
<b>861108-4</b> 23,40 x 5,50 x 96,60 x 45°	<b>973701-8</b> Hydro <b>973801-8</b> Hydro

<b>76,000 mm</b>	<b>11</b>
------------------	-----------

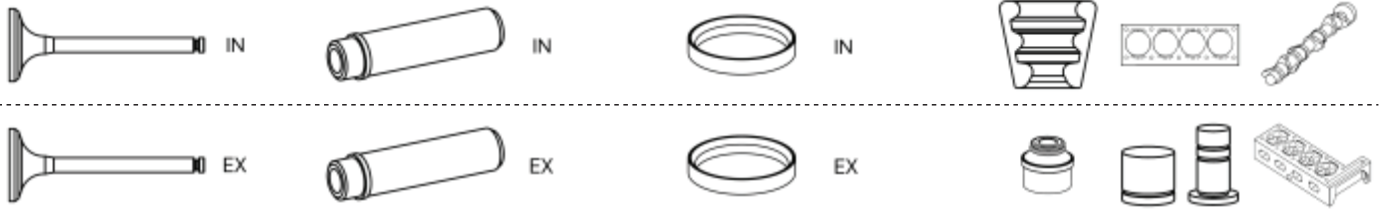
<b>K9K 700 ,</b>	
<b>853867-4</b> 33,50 x 6,00 x 101,90 x 45°	<b>M-6</b>
<b>863868-4</b> 29,00 x 6,00 x 100,80 x 45°	<b>915097-8</b> Ø 6,00 <b>483801-1</b>

<b>76,000 mm</b>	<b>12</b>
------------------	-----------

<b>K9K 266 ,</b>	
<b>853867-4</b> 33,50 x 6,00 x 101,90 x 45°	<b>M-6</b>
<b>863868-4</b> 29,00 x 6,00 x 100,80 x 45°	<b>915097-8</b> Ø 6,00

<b>77,600 mm</b>	<b>13</b>
------------------	-----------

<b>C 14 SE ,</b>	
<b>853565-4</b> 38,00 x 7,00 x 104,60 x 45°	<b>883560-4</b> 11,03 x 7,00 x 45,80   IN   EX
<b>863566-4</b> 31,10 x 7,00 x 104,80 x 45°	<b>913501-8</b> Ø 7,00 <b>973501-8</b> Hydro



## 80,000 mm

14

NF8Q ,

903803-1

903805-1

## 80,000 mm

15

F9QB , F9QC ,

915001-8

Ø 7,00

## 82,000 mm

16

D19AA ,

852047-4

35,60 x 8,00 x 115,00 x 45°

M-8

862048-4

34,60 x 8,00 x 115,00 x 45°

912801-8

Ø 8,00

## 83,000 mm

17

DHV (XUD9BSD) ,

853709-4

38,50 x 8,00 x 112,40 x 45°

883707-4

14,06 x 8,00 x 52,20 | IN | EX

K-8

511104-1

853733-4

38,50 x 8,00 x 112,40 x 45°

883711-4

14,06 x 8,00 x 48,00 | IN

853816-4

40,30 x 8,00 x 111,60 x 45°

863734-4

33,00 x 8,00 x 111,85 x 45°

## 83,000 mm

18

D20AA ,

973801-8

Hydro

## 83,000 mm

19

XUD9A ,

853733-4

38,50 x 8,00 x 112,40 x 45°

883707-4

14,06 x 8,00 x 52,20 | IN | EX

K-8

903715-1

511104-1

853816-4

40,30 x 8,00 x 111,60 x 45°

883711-4

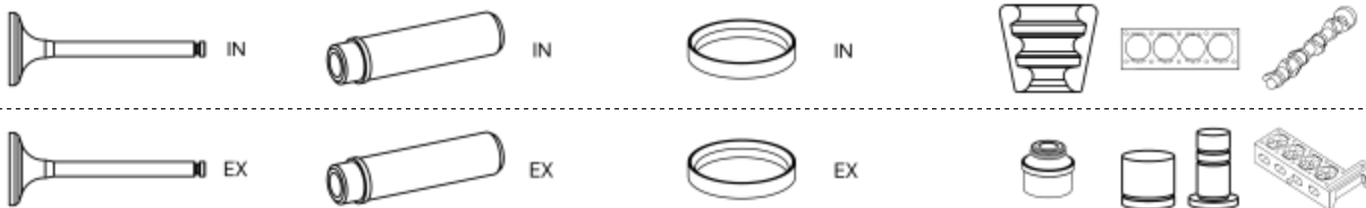
14,06 x 8,00 x 48,00 | IN

513701-1

863734-4

33,00 x 8,00 x 111,85 x 45°

483709-1



## 83,000 mm

20

XUD9SD ,

**853709-4**

38,50 x 8,00 x 112,40 x 45°

**883707-4**

14,06 x 8,00 x 52,20 | IN | EX

**K-8**

**883711-4**

14,06 x 8,00 x 48,00 | IN

**863734-4**

33,00 x 8,00 x 111,85 x 45°

## 83,000 mm

21

DHW (XUD9SD) ,

**853709-4**

38,50 x 8,00 x 112,40 x 45°

**883707-4**

14,06 x 8,00 x 52,20 | IN | EX

**K-8**

**511104-1**

**883711-4**

14,06 x 8,00 x 48,00 | IN

**863734-4**

33,00 x 8,00 x 111,85 x 45°

## 83,000 mm

22

XUD9 ,

**853733-4**

38,50 x 8,00 x 112,40 x 45°

**883707-4**

14,06 x 8,00 x 52,20 | IN | EX

**K-8**

**903715-1**

**511104-1**

**883711-4**

14,06 x 8,00 x 48,00 | IN

**513701-1**

**863734-4**

33,00 x 8,00 x 111,85 x 45°

## 84,000 mm

23

L34 ,

**973502-8**

Hydro

## 85,000 mm

24

RHW ,

**853770-4**

29,90 x 6,00 x 106,00 x 45°

**M-6**

**853772-4**

30,00 x 6,00 x 105,00 x 45°

**863771-4**

25,00 x 6,00 x 106,25 x 45°

**973801-8**

Hydro

**863773-4**

25,10 x 6,00 x 105,10 x 45°





## 85,000 mm

25

RHZ ,

**853768-4**

35,60 x 6,00 x 107,10 x 45°

**883704-4**

10,52 x 6,00 x 41,50 | IN | EX

**511105-1**

**863769-4**

33,90 x 6,00 x 107,00 x 45°

**973506-8**

Hydro

**483713-1**

**973801-8**

Hydro

## 85,000 mm

26

RHP (DW10TD) ,

**853768-4**

35,60 x 6,00 x 107,10 x 45°

## 86,000 mm

27







RFM , RFS ,

**862160-4**


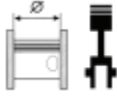




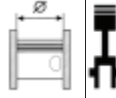



32,10 x 8,00 x 109,20 x 45°

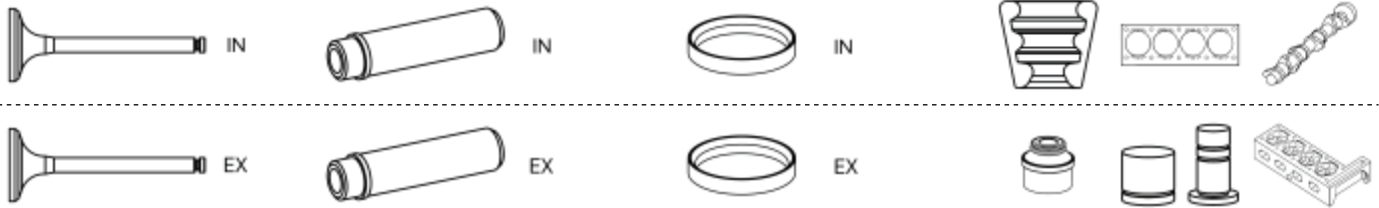
**862182-4**

32,10 x 8,00 x 109,00 x 45°

	 ENGINE	 00000	ccm		kW		 1 POS
AVENGER Estate 1.3	JN	04.72 - 07.81	1295	B	44 kW	1418	2
AVENGER Estate 1.6	N6A	04.72 - 07.81	1598	B	51 kW	1418	6
AVENGER 1.3	JN	02.70 - 07.81	1295	B	44 kW	1418	2
AVENGER 1.6	N6A	02.70 - 07.81	1598	B	51 kW	1418	6
AVENGER 1.6	N6A	02.70 - 07.81	1598	B	59 kW	1418	6
EXPRESS 1000 -1500 Bus 1.8	XM7T	07.83 - 10.90	1796	B	51 kW	1418	5
EXPRESS 1000 -1500 Bus 1.9 D	XUD9A	07.87 - 10.90	1905	D	51 kW	1418	3
EXPRESS 1000 -1500 Bus 2.5 TD	CRD93LS	06.87 - 10.94	2498	D	70 kW	1418	7
EXPRESS 1000 -1500 Pritsche/Fahrgestell 2.5 TD Allrad	CRD93LS	11.88 - 10.94	2498	D	70 kW	1418	7
EXPRESS 1000 -1500 Pritsche/Fahrgestell 2.5 TD	CRD93LS	06.87 - 10.94	2498	D	70 kW	1418	7
EXPRESS 1000 -1800 Kasten 1.8	XM7T	07.81 - 10.90	1796	B	51 kW	1418	5
EXPRESS 1000 -1800 Kasten 1.9 D	XUD9A	07.87 - 10.90	1905	D	51 kW	1418	3
EXPRESS 1000 -1800 Kasten 2.5 TD Allrad	CRD93LS	11.88 - 10.94	2498	D	70 kW	1418	7
EXPRESS 1000 -1800 Kasten 2.5 TD	CRD93LS	06.87 - 10.94	2498	D	70 kW	1418	7
HORIZON 1.9 Diesel	XUD9	07.84 - 06.86	1905	D	47 kW	1418	4
HORIZON 1.9 Diesel	XUD9	07.82 - 06.86	1905	D	48 kW	1418	4
SAMBA 0.9 (51A601, 51A591)	5C1(XV8)	01.81 - 12.85	947	B	31 kW	1418	1
TAGORA 2.3 Turbo Diesel	XD2S	08.81 - 12.87	2304	D	59 kW	1419	8



			ccm	kW			1 POS				ccm	kW			1 POS
5C1(XV8)	70,000	4	947	31 - 33 kW	B	1418	1	XD2	94,000	4	2304	44 - 53 kW	D	1419	9
CRD93LS	93,000	4	2498	70 kW	D	1418	7	XM7T	84,000	4	1796	50 - 51 kW	B	1418	5
JN	78,600	4	1295	44 - 44 kW	B	1418	2	XUD9A	83,000	4	1905	51 kW	D	1418	3
N6A	87,300	4	1598	51 - 59 kW	B	1418	6	XUD9	83,000	4	1905	47 - 48 kW	D	1418	4
XD2S	94,000	4	2304	59 kW	D	1419	8								



## 70,000 mm

1

5C1(XV8),

883708-4

K-7

13,06 x 7,00 x 47,50 | IN | EX

## 78,600 mm

2

JN,

880223-4

12,07 x 8,00 x 42,50 | IN | EX

860215-4

33,20 x 8,00 x 98,50 x 45°

## 83,000 mm

3

XUD9A,

853733-4

883707-4

K-8

903715-1

511104-1

38,50 x 8,00 x 112,40 x 45°

14,06 x 8,00 x 52,20 | IN | EX

853816-4

883711-4

513701-1

40,30 x 8,00 x 111,60 x 45°

14,06 x 8,00 x 48,00 | IN

863734-4

33,00 x 8,00 x 111,85 x 45°

## 83,000 mm

4

XUD9,

853733-4

883707-4

K-8

903715-1

511104-1

38,50 x 8,00 x 112,40 x 45°

14,06 x 8,00 x 52,20 | IN | EX

883711-4

513701-1

14,06 x 8,00 x 48,00 | IN

863734-4

33,00 x 8,00 x 111,85 x 45°

## 84,000 mm

5

XM7T,

K-8

## 87,300 mm

6

N6A,

915097-8

Ø 6,00

## 93,000 mm

7

CRD93LS,

851111-4

M-8

42,20 x 8,00 x 121,40 x 45°



**94,000 mm**

**8**

XD2S ,

**K-8**

**94,000 mm**







**9**

XD2 ,

**883732-4**

**K-8**

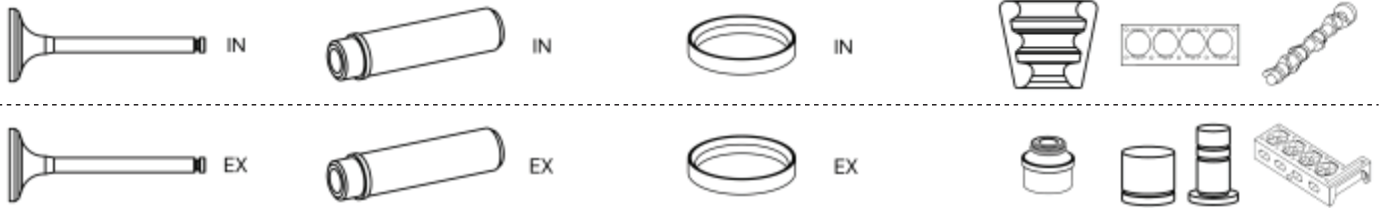
14,05 x 8,50 x 55,00 | IN | EX

	 ENGINE	 00000	ccm		kW		 1 POS
207 Pick-up 3.0 DI	497 SP (BSIII)	05.02 - 08.04	2956	D	45 kW	1422	4
207 Pick-up 3.0 D	497 SP (BSIII)	06.96 - 08.04	2956	D	48 kW	1422	4
407 Pritsche/Fahrgestell 3.0 DTi	497 SP (BSIII)	09.05 - 12.06	2956	D	53 kW	1422	4
407 Pritsche/Fahrgestell 3.0 DTi	497 SP (BSIII)	01.99 - 12.06	2956	D	55 kW	1422	4
407 Pritsche/Fahrgestell SGI	497CNG	01.19	3783	G	62 kW	1422	4
BOLT 1.3 CRD	169 A1.000	01.15 - 02.20	1248	D	55 kW	1422	1
INDICA VISTA 1.3 CRD	169 A1.000	01.13 - 06.18	1248	D	66 kW	1422	1
INDICA VISTA 1.3 CRDi	169 A1.000	01.12	1248	D	70 kW	1422	1
INDICA VISTA 1.4 LPG	199 A7.000	01.10	1368	B/G	55 kW	1422	3
INDICA VISTA 1.4	192 B2.000	10.10 - 06.18	1368	B	66 kW	1422	2
INDICA VISTA 1.4	192 B2.000	10.10	1368	B	63 kW	1422	2
INDICA VISTA 1.4	192 B2.000	10.10	1368	B	65 kW	1422	2
INDICA VISTA 1.4	199 A7.000	10.10	1368	B	55 kW	1422	3
INDIGO MANZA 1.3 D	169 A1.000	08.09 - 12.14	1248	D	66 kW	1422	1
INDIGO MANZA 1.4	350 A1.000	08.09 - 12.14	1368	B	66 kW	1422	3
SAFARI (42_FD) 3.0 D 4x4	497 SP (BSIII)	07.03 - 08.05	2956	D	48 kW	1422	4
SAFARI (42_FD) 3.0 D 4x4	497 SP TC	07.03	2956	D	85 kW	1422	4
SAFARI (42_FD) 3.0 D	497 SP TC	08.05 - 10.12	2956	D	85 kW	1422	4
SUMO GOLD 3.0 CR4	497 SP TC	11.11 - 09.19	2956	D	62 kW	1422	4
SUMO GOLD 3.0 TCIC	497 SP (BSIII)	07.16 - 09.19	2956	D	51 kW	1422	4
SUMO SPACIO 3.0 Di	497 SP (BSIII)	01.00 - 01.04	2956	D	48 kW	1422	4
SUMO VICTA 3.0 Di 4x4	497 SP (BSIII)	10.07 - 12.11	2956	D	51 kW	1422	4
SUMO VICTA 3.0 TURBO Di	497 SP (BSIII)	10.07 - 12.11	2956	D	51 kW	1422	4
TELCOLINE (40_FD) 3.0 207 DI	497 SP (BSIII)	06.99 - 12.07	2956	D	48 kW	1422	4
XENON Pick-up 3.0 DICOR 4x4	497 SP TC	03.08	2956	D	85 kW	1422	4
XENON Pick-up 3.0 DICOR	497 SP TC	03.08	2956	D	85 kW	1422	4
XENON Pick-up 3.0 DICOR	497 SP TC	02.14	2956	D	83 kW	1422	4
XENON Pritsche/Fahrgestell 3.0 D	497 SP (BSIII)	10.07	2956	D	49 kW	1422	4
ZEST Stufenheck 1.3 CRD	169 A1.000	08.14 - 12.19	1248	D	55 kW	1422	1
ZEST Stufenheck 1.3 CRD	169 A1.000	08.14 - 12.19	1248	D	66 kW	1422	1



ENGINE			ccm	kW			1 POS
169 A1.000	69,600	4	1248	55 - 70 kW	D	1422	1
192 B2.000	72,000	4	1368	63 - 66 kW	B	1422	2
199 A7.000	72,000	4	1368	55 kW	B	1422	3
350 A1.000	72,000	4	1368	55 - 66 kW	B	1422	3
497 NA	97,000	4	3783	62 - 66 kW	D	1422	4
497 SP (BSIII)	97,000	4	2956	45 - 55 kW	D	1422	4
497 SP TC	97,000	4	2956	50 - 92 kW	D	1422	4
497 TCIC BS IV	97,000	4	3783	75 - 92 kW	D	1422	4

ENGINE			ccm	kW			1 POS
497 TCIC BS I	97,000	4	3783	66 kW	D	1422	4
497 TCIC BSIII	97,000	4	3783	66 - 92 kW	D	1422	4
497 TCIC BSII	97,000	4	3783	66 - 68 kW	D	1422	4
497CNG	97,000	4	3783	62 - 62 kW	D	1422	4
697 NA	97,000	6	5675	77 - 104 kW	D	1422	5
697 TCIC	97,000	6	5675	75 - 130 kW	D	1422	5
ISBe4-285	107,000	6	6690	209 - 213 kW	D	1422	6



## 69,600 mm

1

169 A1.000 ,

**852011-4**

21,90 x 6,00 x 109,20 x 45°

**882078-4**

10,035 x 6,00 x 43,00 | IN | EX

**M-6**

**882102-4**

13,57 x 8,00 x 67,90 | IN | EX

**862012-4**

21,90 x 6,00 x 109,20 x 45°

## 72,000 mm

2

192 B2.000 ,

**852015-4**

26,80 x 6,00 x 95,00 x 45°

**862016-4**

22,40 x 6,00 x 96,20 x 45°

## 72,000 mm

3

199 A7.000 , 350 A1.000 ,

**M-5**

## 97,000 mm

4

497 NA , 497 SP (BSIII) , 497 SP TC , 497 TCIC BS IV , 497 TCIC BS I , 497 TCIC BSIII , 497 TCIC BSII , 497CNG ,

**901005-1**

## 97,000 mm

5

697 NA , 697 TCIC ,

**901006-1**

## 107,000 mm

6

ISBe4-285 ,

**852031-4**

33,00 x 7,00 x 125,00 x 30°

**R-7**






**862032-4**

33,00 x 7,00 x 124,30 x 45°










4 RUNNER I (_N5_, _N6_, _N7_) 2.4 D (LN60)	2L	07.84 - 05.88	2446	D	55 kW	1432	11
4 RUNNER I (_N5_, _N6_, _N7_) 2.8 D (LN61)	3L	05.88 - 10.89	2779	D	60 kW	1433	16
4 RUNNER II (_N1_) 2.4 D (LN130)	2L-T	08.89 - 11.95	2446	D	66 kW	1432	10
4 RUNNER II (_N1_) 2.8 D (LN130)	3L	10.89 - 03.96	2779	D	60 kW	1433	16
4 RUNNER II (_N1_) 2.8 D (LN130)	3L	07.89 - 03.96	2779	D	65 kW	1433	16
4 RUNNER II (_N1_) 2.8 D 4WD (KDN170)	3L	08.89 - 10.95	2779	D	61 kW	1433	16
4 RUNNER II (_N1_) 2.8 D 4WD (LN130, LN135)	3L	01.92 - 08.96	2779	D	65 kW	1433	16
4 RUNNER II (_N1_) 3.0 Turbo-D (KZN130_)	1KZ-TE	08.93 - 03.96	2982	D	96 kW	1433	15
4 RUNNER III (_N18_) 3.0 TDi (KZN185)	1KZ-TE	09.00 - 07.02	2982	D	103 kW	1433	15
AVENSIS (_T22_) 2.0 D (CT220_)	2C-T	10.97 - 05.98	1974	D	61 kW	1432	7
AVENSIS (_T22_) 2.0 TD (CT220_)	2C-TE	09.97 - 02.03	1974	D	66 kW	1432	8
AVENSIS Kombi (_T22_) 2.0 D (CT220_)	2C-T	10.97 - 05.98	1974	D	61 kW	1432	7
AVENSIS Kombi (_T22_) 2.0 TD (CT220_)	2C-TE	09.97 - 02.03	1974	D	66 kW	1432	8
AVENSIS Liftback (_T22_) 2.0 D (CT220_)	2C-T	10.97 - 05.98	1974	D	61 kW	1432	7
AVENSIS Liftback (_T22_) 2.0 TD (CT220_)	2C-TE	09.97 - 02.03	1974	D	66 kW	1432	8
AYGO (_B1_) 1.4 D-4D (WNB10_)	2WZ-TV	07.05 - 08.10	1398	D	40 kW	1431	1
BLIZZARD (LD2_) 2.4 TD 4WD (LD20)	2L-TII	05.84 - 01.90	2446	D	61 kW	1432	11
BLIZZARD (LD2_) 2.4 TD 4WD (LD20)	2L-T	09.84 - 11.89	2446	D	70 kW	1432	10
BLIZZARD (LD2_) 2.4 TD 4WD (LD21G)	2L-T	09.85 - 01.90	2446	D	63 kW	1432	10
CALDINA Kombi (_T19_) 2.0 TD (CT190)	2C	06.94 - 09.97	1974	D	56 kW	1431	6
CALDINA Kombi (_T19_) 2.0 TD (CT190G)	2C	06.94 - 09.97	1974	D	54 kW	1431	6
CALDINA Kombi (_T19_) 2.0 TD (CT190_)	2C-T	01.96 - 08.97	1974	D	65 kW	1432	7
CALDINA Kombi (_T19_) 2.0 TD 4WD (CT198V_)	2C	11.92 - 04.98	1974	D	54 kW	1431	6
CALDINA Kombi (_T21_) 2.2 TD (CT216_)	3C-TE	08.97 - 09.02	2184	D	69 kW	1432	9
CALDINA Kombi (_T21_) 2.2 TD 4WD (CT216_)	3C-TE	08.97 - 09.02	2184	D	69 kW	1432	9
CAMRY (_V2_) 2.0 TD	2C-T	08.96 - 09.99	1974	D	66 kW	1432	7
CAMRY (_V2_) 2.0 Turbo-D (CV20_)	2C-T	11.86 - 05.91	1974	D	62 kW	1432	7
CAMRY (_V2_) 2.0 Turbo-D (CV20_)	2C-T	10.86 - 05.91	1974	D	63 kW	1432	7
CAMRY Kombi (_V2_) 2.0 Turbo-D (CV20_)	2C-T	11.86 - 05.91	1974	D	62 kW	1432	7
CAMRY Kombi (_V2_) 2.0 Turbo-D (CV20_)	2C-T	11.88 - 05.91	1974	D	63 kW	1432	7
CAMRY Liftback (_V1_) 1.8 Turbo-D (CV10_)	1C-TL	10.82 - 12.86	1839	D	54 kW	1431	5
CAMRY Stufenheck (_V1_) 1.8 Turbo-D (CV10_)	1C-TL	10.82 - 12.86	1839	D	54 kW	1431	5
CARINA E VI (_T19_) 2.0 D (CT190)	2C	04.92 - 01.96	1974	D	54 kW	1431	6
CARINA E VI (_T19_) 2.0 TD (CT190)	2C-T	01.96 - 09.97	1974	D	61 kW	1432	7
CARINA E VI Sportswagon (_T19_) 2.0 D (CT190_)	2C	01.93 - 01.96	1974	D	54 kW	1431	6
CARINA E VI Sportswagon (_T19_) 2.0 TD (CT190_)	2C-T	01.96 - 09.97	1974	D	61 kW	1432	7
CARINA E VI Stufenheck (_T19_) 2.0 D (CT190)	2C	08.92 - 01.96	1974	D	54 kW	1431	6
CARINA E VI Stufenheck (_T19_) 2.0 TD (CT190_)	2C-T	01.96 - 09.97	1974	D	61 kW	1432	7
CARINA II (TA4_, TA6_) 1.8 D (CA60)	1C	04.82 - 09.83	1839	D	48 kW	1431	4
CARINA III Kombi (_A6_) 1.8 D (CA60, CA67)	1C	04.82 - 09.83	1839	D	48 kW	1431	4
CARINA V Stufenheck (_T17_) 2.0 D (CT170_)	2C	03.88 - 06.92	1974	D	54 kW	1431	6
CARINA VII Stufenheck (_T21_) 2.0 TD (CT210)	2C-T	08.96 - 08.01	1974	D	65 kW	1432	7
CARINA VII Stufenheck (_T21_) 2.0 TD 4WD (CT215)	2C-T	08.96 - 08.98	1974	D	65 kW	1432	7
CHASER (_X7_) 2.4 D (LX70)	2L	08.84 - 08.88	2446	D	62 kW	1432	11
CHASER (_X7_) 2.4 TD (LX70)	2L-T	08.84 - 08.88	2446	D	78 kW	1432	10
CHASER (_X8_) 2.4 TD (LX80)	2L-T	08.88 - 10.92	2446	D	69 kW	1432	10
CHASER (_X9_) 2.4 D (LX90)	2L	10.92 - 08.96	2446	D	63 kW	1432	11
CHASER (_X9_) 2.4 TD (LX90)	2L-TII	10.92 - 08.96	2446	D	69 kW	1432	11
COASTER Bus (_B2_, _B3_) 3.4 D (BB20, BB21, BB26, BB30, BB31, BB36)	3B	05.82 - 01.93	3432	D	66 kW	1433	20
COASTER Bus (_B2_, _B3_) 4.2 D (HQB30, HQB31, HQB36)	1H-Z	10.87 - 01.93	4164	D	59 kW	1432	12
COASTER Bus (_B2_, _B3_) 4.2 D (HQB30, HQB36, HQB31_)	1H-Z	10.87 - 01.93	4164	D	92 kW	1432	12
COASTER Bus (_B2_, _B3_) 4.2 TD (HQB20, HQB30, HQB31)	1HD-T	01.90 - 01.93	4164	D	118 kW	1432	12
COASTER Bus (_B4_, _B5_) 3.4 D (BB40_, BB46_)	3B	01.93 - 06.99	3432	D	66 kW	1433	20
COASTER Bus (_B4_, _B5_) 4.2 D (HQB50_, HQB51_)	1HD-T	01.93	4164	D	118 kW	1432	12
COASTER Bus (_B4_, _B5_) 4.2 D (HQB50)	1H-Z	01.93 - 10.03	4164	D	96 kW	1432	12
COASTER Bus (_B4_, _B5_) 4.2 D (HQB50_, HQB50)	1H-Z	01.93	4164	D	94 kW	1432	12
COASTER Bus (_B4_, _B5_) 4.2 D	1H-Z	08.04	4164	D	100 kW	1432	12
COROLLA (_E10_) 2.0 4WD (CE104)	2C	09.91 - 04.95	1974	D	54 kW	1431	6
COROLLA (_E10_) 2.0 D (CE100_)	2C	06.91 - 04.97	1974	D	53 kW	1431	6
COROLLA (_E11_) 1.9 D (WZE110_)	1WZ	02.00 - 11.01	1867	D	51 kW	1431	3
COROLLA (_E11_) 2.2 TD (CDE112)	3C-TE	04.98 - 10.01	2184	D	66 kW	1432	9
COROLLA (_E7_) 1.8 D (CE70)	1C	01.83 - 09.83	1839	D	43 kW	1431	4

			<b>ccm</b>		<b>kw</b>		<b>1</b> POS
COROLLA (_E8_) 1.8 D (CE80_)	1C-L	06.83 - 06.89	1839	D	47 kW	1431	5
COROLLA (_E8_) 1.8 D (CE80_)	1C	06.83 - 05.88	1839	D	43 kW	1431	4
COROLLA (_E8_) 1.8 D	1C	09.84 - 12.85	1839	D	42 kW	1431	4
COROLLA (_E9_) 1.8 D (CE90_)	1C	11.89 - 06.93	1839	D	49 kW	1431	4
COROLLA (_E9_) 1.8 D (CE90_)	1C	07.87 - 06.93	1839	D	47 kW	1431	4
COROLLA Compact (_E10_) 2.0 D (CE100_)	2C	07.92 - 04.97	1974	D	53 kW	1431	6
COROLLA Compact (_E11_) 1.9 D (WZE110_)	1WZ	02.00 - 01.02	1867	D	51 kW	1431	3
COROLLA Compact (_E11_) 2.2 TD (CE110)	3C-TE	04.98 - 10.01	2184	D	66 kW	1432	9
COROLLA Compact (_E9_) 1.8 D (CE90)	1C	08.87 - 04.92	1839	D	47 kW	1431	4
COROLLA Compact (_E9_) 1.8 D (CE90)	1C	08.89 - 04.92	1839	D	49 kW	1431	4
COROLLA FX Liftback (E8B) 1.8 D (CE80_)	1C-L	08.85 - 08.87	1839	D	47 kW	1431	5
COROLLA FX Liftback (E8B) 1.8 D (CE80_)	1C	01.85 - 05.88	1839	D	43 kW	1431	4
COROLLA Kombi (_E10_) 2.0 D (CE100_)	2C	07.92 - 04.97	1974	D	53 kW	1431	6
COROLLA Kombi (_E10_) 2.0 D (CE109)	2C	09.91 - 03.98	1974	D	53 kW	1431	6
COROLLA Kombi (_E11_) 1.9 D (WZE110_)	1WZ	02.00 - 10.01	1867	D	51 kW	1431	3
COROLLA Kombi (_E7_) 1.8 D (TE72LG_)	1C	05.83 - 08.87	1839	D	44 kW	1431	4
COROLLA Liftback (_E10_) 2.0 D (CE100_)	2C	07.92 - 04.97	1974	D	53 kW	1431	6
COROLLA Liftback (_E11_) 1.9 D (WZE110_)	1WZ	02.00 - 01.02	1867	D	51 kW	1431	3
COROLLA Liftback (_E8_) 1.8 D (CE80)	1C-L	06.83 - 08.87	1839	D	47 kW	1431	5
COROLLA Liftback (_E8_) 1.8 D (CE80_)	1C	06.83 - 05.88	1839	D	43 kW	1431	4
COROLLA Liftback (_E8_) 1.8 D	1C	09.84 - 12.85	1839	D	42 kW	1431	4
COROLLA Liftback (_E9_) 1.8 D (CE90)	1C	08.87 - 04.92	1839	D	47 kW	1431	4
COROLLA Liftback (_E9_) 1.8 D (CE90)	1C	08.89 - 04.92	1839	D	49 kW	1431	4
COROLLA Station Wagon (_E9_) 1.8 D (CE90)	1C	12.87 - 06.92	1839	D	47 kW	1431	4
COROLLA Station Wagon (_E9_) 1.8 D (CE90)	1C	08.89 - 06.92	1839	D	49 kW	1431	4
CORONA Kombi (_T14_) 2.0 D (ST141)	2C	01.84 - 08.88	1974	D	54 kW	1431	6
CORONA Kombi (_T17_) 2.0 D (CT176V_)	2C	12.87 - 10.92	1974	D	54 kW	1431	6
CORONA Kombi (_T19_) 2.0 TD (CT190)	2C-T	07.94 - 09.97	1974	D	61 kW	1432	7
CORONA Liftback (_T17_) 2.0 D (CT170)	2C	12.87 - 01.92	1974	D	54 kW	1431	6
CORONA Liftback (_T19_) 2.0 TD (CT190)	2C-T	07.94 - 09.97	1974	D	61 kW	1432	7
CORONA Stufenheck (_T14_,_T15_,_T16_) 2.0 D (ST141_)	2C	01.84 - 08.88	1974	D	54 kW	1431	6
CORONA Stufenheck (_T17_) 2.0 D (CT170)	2C	12.87 - 01.92	1974	D	54 kW	1431	6
CORONA Stufenheck (_T19_) 2.0 D (CT190)	2C	02.92 - 01.96	1974	D	54 kW	1431	6
CORONA Stufenheck (_T19_) 2.0 D 4WD (CT195)	2C	02.92 - 01.96	1974	D	54 kW	1431	6
CORONA Stufenheck (_T19_) 2.0 TD (CT190)	2C-T	07.94 - 09.97	1974	D	61 kW	1432	7
CORONA Stufenheck (_T21_) 2.0 D	2C-T	06.97 - 02.00	1974	D	64 kW	1432	7
CORONA Stufenheck (_T21_) 2.0 TD (CT210)	2C-T	01.96 - 12.97	1974	D	65 kW	1432	7
CORONA Stufenheck (_T21_) 2.2 TD (CT211)	3C-TE	01.98 - 05.01	2184	D	69 kW	1432	9
CORONA Stufenheck (_T21_) 2.2 TD 4WD (CT216)	3C-TE	01.98 - 05.01	2184	D	69 kW	1432	9
CRESSIDA Kombi (_X8_) 2.4 TD	2L-TII	10.88 - 09.92	2446	D	69 kW	1432	11
CRESSIDA Stufenheck (_X7_) 2.4 TD (LX71)	2L-T	05.85 - 09.88	2446	D	66 kW	1432	10
CRESSIDA Stufenheck (_X7_) 2.4 TD (LX71)	2L-T	01.85 - 10.88	2446	D	63 kW	1432	10
CRESSIDA Stufenheck (_X8_) 2.4 TD (LX80)	2L-TII	10.88 - 01.93	2446	D	69 kW	1432	11
CRESTA III Stufenheck (_X8_) 2.4 D (LX80)	2L	09.88 - 09.92	2446	D	63 kW	1432	11
CRESTA III Stufenheck (_X8_) 2.4 D (LX80Y)	2L	09.88 - 09.92	2446	D	61 kW	1432	11
CRESTA III Stufenheck (_X8_) 2.4 TD (LX80)	2L-T	09.88 - 09.92	2446	D	71 kW	1432	10
CRESTA III Stufenheck (_X8_) 2.4 TD (LX80)	2L-T	09.88 - 09.92	2446	D	94 kW	1432	10
CRESTA V Kombi (_X10_) 2.2 TD	3C-TE	10.96 - 09.01	2184	D	66 kW	1432	9
CRESTA V Stufenheck (_X10_) 2.2 TD	3C-TE	10.96 - 09.01	2184	D	66 kW	1432	9
DELIBOY Bus (KXC1_,_CXC1_) 2.0 D (CXC10)	2C	10.89 - 10.95	1974	D	54 kW	1431	6
DELIBOY Bus (KXC1_,_CXC1_) 2.2 D (CXC10)	3C-TE	10.94 - 10.95	2184	D	66 kW	1432	9
DYNA 100 Pritsche/Fahrgestell (LY1_,_YY1_) 2.4 D (LY100_)	2L	05.95 - 07.01	2446	D	54 kW	1432	11
DYNA 100 Pritsche/Fahrgestell (LY1_,_YY1_) 2.4 D (LY100_)	2L	05.95 - 07.01	2446	D	58 kW	1432	11
DYNA 150 Pritsche/Fahrgestell (LY_) 2.4 D (LY60)	2L	09.88 - 04.95	2446	D	55 kW	1432	11
DYNA 150 Pritsche/Fahrgestell (LY_) 2.8 D (LY211)	3L	05.95 - 08.98	2779	D	61 kW	1433	16
DYNA 150 Pritsche/Fahrgestell (LY_) 2.8 D (LY61_)	3L	08.88 - 05.95	2779	D	61 kW	1433	16
DYNA 150 Pritsche/Fahrgestell (LY_) 3.0 D (LY102, LY112, LY122)	5L	09.98 - 07.01	2986	D	65 kW	1433	19
DYNA 150 Pritsche/Fahrgestell (LY_) 3.4 D (BU68)	3B	09.88 - 06.95	3432	D	66 kW	1433	20
DYNA 150 Pritsche/Fahrgestell (_Y_) 2.4 D (LY60_)	2L	08.85 - 08.87	2446	D	54 kW	1432	11
DYNA 150 Pritsche/Fahrgestell (_Y_) 3.0 D (BU62)	B	08.85 - 08.88	2977	D	60 kW	1432	13
DYNA 200 Pritsche/Fahrgestell 3.4 D (BU100, BU110, BU140)	3B	06.95 - 05.99	3432	D	66 kW	1433	20
DYNA 200 Pritsche/Fahrgestell 3.4 D (BU6_,_BU8_,_BU7_,_BU68)	3B	10.89 - 05.95	3432	D	66 kW	1433	20








DYNA 300 Pritsche/Fahrgestell 3.4 D (BU30_)	3B	06.95 - 05.99	3432	D	66 kW	1433	20
DYNA Kasten (BU20) 3.4 D (BU20)	3B	08.77 - 08.84	3432	D	66 kW	1433	20
DYNA Pick-up 2.4 D	2L	08.77 - 04.79	2446	D	55 kW	1432	11
DYNA Pritsche/Fahrgestell (KD_, LY_, _Y2_, _U3_, _U4_, _U6_, 150 4-093	5L	01.16	2986	D	67 kW	1433	19
DYNA Pritsche/Fahrgestell (KD_, LY_, _Y2_, _U3_, _U4_, _U6_, 3.0 D4d (LY220, LY230)	5L	08.01	2986	D	65 kW	1433	19
DYNA Pritsche/Fahrgestell (KD_, LY_, _Y2_, _U3_, _U4_, _U6_, 3.0 D4d (LY280)	5L	08.01	2986	D	67 kW	1433	19
DYNA Pritsche/Fahrgestell (KD_, LY_, _Y2_, _U3_, _U4_, _U6_, 4-093	5L	07.01 - 12.07	2986	D	67 kW	1433	19
DYNA Pritsche/Fahrgestell (LH8_) 2.4 D (LH80_)	2L	08.87 - 04.95	2446	D	55 kW	1432	11
DYNA Pritsche/Fahrgestell (LH8_) 2.4 D (LH80_, LY50_, LY60_)	2L	08.85 - 05.95	2446	D	61 kW	1432	11
DYNA Pritsche/Fahrgestell (_U_, _Y_) 2.4 D	2L	08.77 - 04.79	2446	D	55 kW	1432	11
DYNA Pritsche/Fahrgestell (_U_, _Y_) 3.0 D (BU20, BU25, BU30)	B	08.77 - 10.84	2977	D	60 kW	1432	13
DYNA Pritsche/Fahrgestell (_U_, _Y_) 3.8 D	ADE314N	01.83 - 12.94	3784	D	62 kW	1433	17
DYNA Pritsche/Fahrgestell (_U_, _Y_) 4-093	5L	09.98 - 12.07	2986	D	67 kW	1433	19
DYNA Pritsche/Fahrgestell (_U_, _Y_) 4.0 D	ADE364N	01.84 - 12.95	3972	D	66 kW	1433	18
DYNA Pritsche/Fahrgestell (_U_, _Y_) 7-094	ADE364N	01.85 - 12.01	3972	D	66 kW	1433	18
DYNA Pritsche/Fahrgestell (_U_, _Y_) 7-094	ADE364N	06.95 - 12.01	3972	D	66 kW	1433	18
DYNA Pritsche/Fahrgestell (_U_, _Y_) 7-104	ADE364C	01.95 - 12.99	3972	D	76 kW	1433	18
ESTIMA EMINA / LUCIDA (_R1_, _R2_) 2.2 TD (CXR10, CXR11)	3C-TE	01.92 - 12.99	2184	D	74 kW	1432	9
ESTIMA EMINA / LUCIDA (_R1_, _R2_) 2.2 TD (CXR10G, CXR11G)	3C-TE	01.92 - 08.99	2184	D	77 kW	1432	9
ESTIMA EMINA / LUCIDA (_R1_, _R2_) 2.2 TD 4x4 (CXR20G, CXR21G)	3C-TE	01.92 - 08.99	2184	D	74 kW	1432	9
ESTIMA EMINA / LUCIDA (_R1_, _R2_) 2.2 TD 4x4 (CXR20G, CXR21G)	3C-TE	01.92 - 08.99	2184	D	77 kW	1432	9
FORTUNER (_N15_, _N16_) 3.0 D 4WD (LAN155_)	5L-E	03.16	2986	D	70 kW	1433	19
GAIA (_M1_) 2.2 TD (CXM10)	3C-TE	05.98 - 08.04	2184	D	69 kW	1432	9
GRANVIA (_H2_, _H1_) 3.0 TD (KCH10)	1KZ-TE	08.95 - 12.02	2982	D	103 kW	1433	15
GRANVIA (_H2_, _H1_) 3.0 TD 4x4 (KCH16)	1KZ-TE	08.95 - 12.02	2982	D	103 kW	1433	15
GRANVIA (_H2_, _H1_) 3.0 TD 4x4 (KCH16)	1KZ-TE	08.95 - 05.02	2982	D	96 kW	1433	15
GRANVIA (_H2_, _H1_) 3.0 TDi (KCH10)	1KZ-TE	08.95 - 12.04	2982	D	96 kW	1433	15
HIACE / COMMUTER V Bus (TRH2_, KDH2_, LH2_, GDH2_) 3.0 D (LH202_, LH212_, LH222_)	5L	01.05	2986	D	65 kW	1433	19
HIACE III Bus (_H5_, _H6_, _H7_, _H8_, _H9_) 2.4 D (LH51, LH61, LH66)	2L	04.84 - 08.89	2446	D	55 kW	1432	11
HIACE III Bus (_H5_, _H6_, _H7_, _H8_, _H9_) 2.4 D 4WD (LH56, LH66)	2L	01.87 - 08.89	2446	D	54 kW	1432	11
HIACE III Kasten (_H5_, _H6_, _H7_, _H8_, _H9_) 2.4 D (LH61, LH51)	2L	12.82 - 11.89	2446	D	55 kW	1432	11
HIACE III Kasten (_H5_, _H6_, _H7_, _H8_, _H9_) 2.4 D 4WD (LH56, LH66)	2L	04.84 - 07.89	2446	D	55 kW	1432	11
HIACE IV Bus (_H1_) 2.4 D (LH100, LH110, LH104, LH114)	2L	08.89 - 12.04	2446	D	57 kW	1432	11
HIACE IV Bus (_H1_) 2.4 D (LH102)	2L	08.89 - 08.95	2446	D	55 kW	1432	11
HIACE IV Bus (_H1_) 2.4 D 4WD (LH100, LH102, LH110, LH140)	2L	09.89 - 08.95	2446	D	57 kW	1432	11
HIACE IV Bus (_H1_) 2.4 D 4WD (LH51_, LH61_, LH66_, LH71_)	2L	08.87 - 08.95	2446	D	55 kW	1432	11
HIACE IV Bus (_H1_) 2.4 D	2L	03.94 - 10.98	2446	D	62 kW	1432	11
HIACE IV Bus (_H1_) 2.8 D (LH105, LH125)	3L	08.89 - 08.00	2779	D	61 kW	1433	16
HIACE IV Bus (_H1_) 3.0 D (LH174)	5L	08.98 - 08.04	2986	D	65 kW	1433	19
HIACE IV Bus (_H1_) 3.0 TD (KCH40)	1KZ-TE	08.99 - 05.02	2982	D	104 kW	1433	15
HIACE IV Bus (_H1_) 3.0 TD (KZH100, KZH110, KZH120)	1KZ-TE	08.93 - 08.04	2982	D	96 kW	1433	15
HIACE IV Bus (_H1_) 3.0 TD 4WD (KZH106, KZH116, KZH126)	1KZ-TE	08.93 - 08.04	2982	D	96 kW	1433	15
HIACE IV Bus (_H1_, _H2_) 2.4 D (LH102, LH112, LH114, LXH12, LXH22)	2L	08.95 - 08.01	2446	D	61 kW	1432	11
HIACE IV Bus (_H1_, _H2_) 2.4 D (LXH12)	2L	08.95 - 08.01	2446	D	55 kW	1432	11
HIACE IV Bus (_H1_, _H2_) 2.4 D (LXH12, LXH22)	2L	08.95 - 08.01	2446	D	58 kW	1432	11
HIACE IV Bus (_H1_, _H2_) 2.4 TD (LXH12, LXH22)	2L-T	08.95 - 08.01	2446	D	66 kW	1432	10
HIACE IV Bus (_H1_, _H2_) 2.4 TD 4WD (LXH18, LXH28)	2L-T	08.95 - 08.01	2446	D	66 kW	1432	10
HIACE IV Kasten (_H1_) 2.4 D (LH102, LH104, LH112)	2L	09.89 - 08.95	2446	D	57 kW	1432	11
HIACE IV Kasten (_H1_) 2.4 D (LH112)	2L	08.89 - 08.04	2446	D	55 kW	1432	11
HIACE IV Kasten (_H1_) 2.4 D 4WD (LH108, LH118)	2L	08.89 - 07.99	2446	D	55 kW	1432	11
HIACE IV Kasten (_H1_) 2.4 D 4WD	2L	09.89 - 08.95	2446	D	57 kW	1432	11
HIACE IV Kasten (_H1_) 2.4 D	2L	01.92 - 08.95	2446	D	53 kW	1432	11
HIACE IV Kasten (_H1_) 2.8 D (LH105, LH103, LH113)	3L	08.89 - 08.00	2779	D	61 kW	1433	16
HIACE IV Kasten (_H1_) 2.8 D 4WD (LH109)	3L	08.89 - 07.98	2779	D	61 kW	1433	16
HIACE IV Kasten (_H1_) 3.0 D (LH162, LH172)	5L	08.98 - 02.05	2986	D	65 kW	1433	19
HIACE IV Kasten (_H1_, _H2_) 2.4 D (LXH12, LXH22)	2L	08.95 - 08.01	2446	D	58 kW	1432	11
HIACE IV Kasten (_H1_, _H2_) 2.4 D (LXH12, LXH22)	2L	08.95 - 08.01	2446	D	61 kW	1432	11
HIACE IV Kasten (_H1_, _H2_) 2.4 D (LXH12, LXH22)	2L	08.95 - 08.01	2446	D	55 kW	1432	11
HIACE IV Kasten (_H1_, _H2_) 2.4 TD (LXH12, LXH22)	2L-T	08.95 - 08.01	2446	D	66 kW	1432	10
HIACE IV Kasten (_H1_, _H2_) 2.4 TD 4WD (LXH18, LXH28)	2L-T	08.95 - 08.01	2446	D	66 kW	1432	10
HIACE V Kasten (TRH2_, KDH2_, LH2_, GDH2_) 3.0 D	5L	01.05	2986	D	65 kW	1433	19

			<b>ccm</b>		<b>kw</b>		<b>1 POS</b>
HILUX II SUV (LN_, KZN1_, VZN1_, RN1_) 2.4 TD (LN85)	2L-T	10.91 - 07.97	2446	D	66 kW	1432	10
HILUX II SUV (LN_, KZN1_, VZN1_, RN1_) 2.4 TD 4WD (LN130)	2L-T	04.89 - 11.98	2446	D	66 kW	1432	10
HILUX II SUV (LN_, KZN1_, VZN1_, RN1_) 2.4 TD 4WD (LN130_)	2L-T	08.88 - 08.97	2446	D	92 kW	1432	10
HILUX II SUV (LN_, KZN1_, VZN1_, RN1_) 3.0 TDi (KZN130_)	1KZ-TE	08.93 - 10.95	2982	D	96 kW	1433	15
HILUX III SUV (_N1_, _N2_) 2.4 TD 4WD (LN165)	2L-T	08.97 - 07.01	2446	D	66 kW	1432	10
HILUX III SUV (_N1_, _N2_) 3.0 D (LN157)	5L	11.97 - 05.05	2986	D	70 kW	1433	19
HILUX III SUV (_N1_, _N2_) 3.0 D 4WD (LN157)	5L	11.97 - 05.05	2986	D	70 kW	1433	19
HILUX III SUV (_N1_, _N2_) 3.0 D 4WD (LN205)	5L-E	01.02 - 02.05	2986	D	66 kW	1433	19
HILUX III SUV (_N1_, _N2_) 3.0 D 4WD (LN205)	5L	01.02 - 02.05	2986	D	66 kW	1433	19
HILUX III SUV (_N1_, _N2_) 3.0 TD 4WD (KZN185)	1KZ-TE	08.98 - 06.00	2982	D	108 kW	1433	15
HILUX III SUV (_N1_, _N2_) 3.0 TD 4WD (KZN185)	1KZ-TE	12.95 - 07.98	2982	D	96 kW	1433	15
HILUX III SUV (_N1_, _N2_) 3.0 TD 4WD (KZN185)	1KZ-TE	01.97 - 12.02	2982	D	85 kW	1433	15
HILUX III SUV (_N1_, _N2_) 3.0 TD 4WD (KZN205)	1KZ-TE	01.98 - 04.05	2982	D	87 kW	1433	15
HILUX IV Pick-up (_N5_, _N6_) 2.4 D (LN51_, LN56)	2L	09.84 - 07.88	2446	D	55 kW	1432	11
HILUX IV Pick-up (_N5_, _N6_) 2.4 D (LN51_, LN60_, LN56)	2L	01.84 - 07.88	2446	D	56 kW	1432	11
HILUX IV Pick-up (_N5_, _N6_) 2.4 D 4WD (LN65)	2L	08.83 - 07.88	2446	D	55 kW	1432	11
HILUX Pritsche/Fahrgestell (LN_, _N1_) 2.4 D 4WD (LN65)	2L	01.84 - 08.88	2446	D	55 kW	1432	11
HILUX Pritsche/Fahrgestell (LN_, _N1_) 2.4 D 4WD	2L	09.84 - 12.85	2446	D	62 kW	1432	11
HILUX Pritsche/Fahrgestell (LN_, _N1_) 2.4 D	2L	09.84 - 12.85	2446	D	62 kW	1432	11
HILUX Pritsche/Fahrgestell (LN_, _N1_) 2.8 D 4WD (LN106, LN111)	3L	10.88 - 12.97	2779	D	60 kW	1433	16
HILUX Pritsche/Fahrgestell (LN_, _N1_) 3.0 D (LN147)	5L-E	08.97 - 09.00	2986	D	71 kW	1433	19
HILUX Pritsche/Fahrgestell (LN_, _N1_) 3.0 D 4WD (LN167, LN172)	5L-E	08.97 - 08.05	2986	D	71 kW	1433	19
HILUX V Pick-up (_N_, KZN1_, VZN1_) 2.4 D (LN5_, LN85, LN90)	2L	10.88 - 07.97	2446	D	55 kW	1432	11
HILUX V Pick-up (_N_, KZN1_, VZN1_) 2.4 D (LN85, LN90)	2L	10.91 - 07.97	2446	D	59 kW	1432	11
HILUX V Pick-up (_N_, KZN1_, VZN1_) 2.4 D (LN85_, LN110, LN90)	2L	09.88 - 08.97	2446	D	61 kW	1432	11
HILUX V Pick-up (_N_, KZN1_, VZN1_) 2.4 D (LN90_)	2L	03.95 - 08.97	2446	D	58 kW	1432	11
HILUX V Pick-up (_N_, KZN1_, VZN1_) 2.4 D 4WD (LN105, LN110)	2L	09.88 - 08.97	2446	D	61 kW	1432	11
HILUX V Pick-up (_N_, KZN1_, VZN1_) 2.4 D 4WD (LN105_, LN108_, LN110_)	2L	09.94 - 07.97	2446	D	55 kW	1432	11
HILUX V Pick-up (_N_, KZN1_, VZN1_) 2.4 D 4WD (LN110_)	2L	01.94 - 12.97	2446	D	58 kW	1432	11
HILUX V Pick-up (_N_, KZN1_, VZN1_) 2.4 D 4WD	2L-T	09.88 - 08.97	2446	D	92 kW	1432	10
HILUX V Pick-up (_N_, KZN1_, VZN1_) 2.4 D 4WD	2L	04.92 - 08.97	2446	D	60 kW	1432	11
HILUX V Pick-up (_N_, KZN1_, VZN1_) 2.4 D	2L	04.92 - 08.97	2446	D	60 kW	1432	11
HILUX V Pick-up (_N_, KZN1_, VZN1_) 2.4 TD (LN90)	2L-T	01.92 - 01.99	2446	D	66 kW	1432	10
HILUX V Pick-up (_N_, KZN1_, VZN1_) 2.4 TD (LN90)	2L	01.92 - 01.99	2446	D	66 kW	1432	11
HILUX V Pick-up (_N_, KZN1_, VZN1_) 2.8 (LN86)	3L	01.97 - 08.99	2779	D	57 kW	1433	16
HILUX V Pick-up (_N_, KZN1_, VZN1_) 2.8 4x4 (LN107)	3L	01.97 - 08.01	2779	D	57 kW	1433	16
HILUX V Pick-up (_N_, KZN1_, VZN1_) 2.8 D (LN107)	3L	01.95 - 12.98	2779	D	61 kW	1433	16
HILUX V Pick-up (_N_, KZN1_, VZN1_) 2.8 D (LN81)	3L	01.95 - 08.98	2779	D	65 kW	1433	16
HILUX V Pick-up (_N_, KZN1_, VZN1_) 2.8 D (LN86)	3L	09.91 - 08.97	2779	D	60 kW	1433	16
HILUX V Pick-up (_N_, KZN1_, VZN1_) 2.8 D 4WD (LN100)	3L	01.95 - 08.98	2779	D	65 kW	1433	16
HILUX V Pick-up (_N_, KZN1_, VZN1_) 2.8 D 4WD (LN107, LN111, LN166, LN106)	3L	10.88 - 12.97	2779	D	60 kW	1433	16
HILUX V Pick-up (_N_, KZN1_, VZN1_) 3.0 D 4WD (KZN130_)	1KZ-TE	08.93 - 11.95	2982	D	92 kW	1433	15
HILUX VI Pick-up (_N1_) 2.4 D (LN145, LN150)	2L	08.97 - 07.05	2446	D	58 kW	1432	11
HILUX VI Pick-up (_N1_) 2.4 D (LN145, LN150)	2L	08.97 - 08.01	2446	D	61 kW	1432	11
HILUX VI Pick-up (_N1_) 2.4 D (LN150, LN145)	2L	08.97 - 04.05	2446	D	55 kW	1432	11
HILUX VI Pick-up (_N1_) 2.4 D 4WD	2L	08.97 - 08.01	2446	D	61 kW	1432	11
HILUX VI Pick-up (_N1_) 2.4 TD (LN190)	2L-T	08.97 - 07.01	2446	D	66 kW	1432	10
HILUX VI Pick-up (_N1_) 2.4 TD 4WD (LN165_, LN170_, LN190_)	2L-T	08.98 - 01.02	2446	D	66 kW	1432	10
HILUX VI Pick-up (_N1_) 2.8 D 4WD (LN107)	3L	08.94 - 12.97	2779	D	61 kW	1433	16
HILUX VI Pick-up (_N1_) 2.8 D 4WD (LN166)	3L	08.97 - 07.05	2779	D	65 kW	1433	16
HILUX VI Pick-up (_N1_) 2.8 D 4WD	3L	10.97 - 06.01	2779	D	58 kW	1433	16
HILUX VI Pick-up (_N1_) 2.8 D	3L	10.97 - 06.01	2779	D	58 kW	1433	16
HILUX VI Pick-up (_N1_) 3.0 D (LN147, LN152)	5L	10.01 - 02.05	2986	D	67 kW	1433	19
HILUX VI Pick-up (_N1_) 3.0 D (LN147, LN152)	5L	11.97 - 05.05	2986	D	65 kW	1433	19
HILUX VI Pick-up (_N1_) 3.0 D (LN147, LN192)	5L-E	01.98 - 04.05	2986	D	71 kW	1433	19
HILUX VI Pick-up (_N1_) 3.0 D (LN147, LN192)	5L	01.98 - 04.05	2986	D	71 kW	1433	19
HILUX VI Pick-up (_N1_) 3.0 D 4WD (LN14_, LN152_)	5L	11.97 - 05.05	2986	D	65 kW	1433	19
HILUX VI Pick-up (_N1_) 3.0 D 4WD (LN16, LN172)	5L-E	01.98 - 07.05	2986	D	71 kW	1433	19
HILUX VI Pick-up (_N1_) 3.0 D 4WD (LN172, LN167)	5L	08.97 - 07.05	2986	D	67 kW	1433	19
HILUX VI Pick-up (_N1_) 3.0 D 4WD	5L	01.02 - 02.05	2986	D	85 kW	1433	19
HILUX VI Pick-up (_N1_) 3.0 D 4WD	5L	10.01 - 01.05	2986	D	86 kW	1433	19
HILUX VI Pick-up (_N1_) 3.0 D 4WD	5L	11.97 - 05.05	2986	D	70 kW	1433	19


















HILUX VI Pick-up (_N1_) 3.0 D	5L	10.01 - 01.05	2986	D	86 kW	1433	19
HILUX VI Pick-up (_N1_) 3.0 D	5L	11.97 - 05.05	2986	D	70 kW	1433	19
HILUX VI Pick-up (_N1_) 3.0 TD 4WD (KZN165)	1KZ-TE	01.98 - 04.05	2982	D	85 kW	1433	15
HILUX VI Pick-up (_N1_) 3.0 TD 4WD	1KZ-TE	08.97 - 12.00	2982	D	91 kW	1433	15
HILUX VI Pick-up (_N1_) 3.0 TD	1KZ-TE	08.97 - 12.00	2982	D	91 kW	1433	15
HILUX VI Pick-up (_N1_) 3.0 TD	1KZ-TE	11.00 - 06.05	2982	D	92 kW	1433	15
HILUX VI Pick-up (_N1_) 3.0 TD	1KZ-TE	01.00 - 04.05	2982	D	85 kW	1433	15
HILUX VII Pick-up (_N1_, _N2_, _N3_) 3.0 D (LAN15, LAN35)	5L-E	07.05 - 12.14	2986	D	70 kW	1433	19
HILUX VII Pick-up (_N1_, _N2_, _N3_) 3.0 D (LAN25_)	5L-E	07.05 - 12.14	2986	D	70 kW	1433	19
HILUX VIII Pick-up (_N1_) 3.0 D 4WD (LAN125_)	5L-E	05.15	2986	D	70 kW	1433	19
INNOVA / KIJANG INNOVA I (_N4_) 3.0 D	5L-E	07.03	2986	D	65 kW	1433	19
KIJANG Bus (_F4_, _F5_) 2.4 D	2L	01.95 - 12.00	2446	D	54 kW	1432	11
LAND CRUISER (_J4_, _J5_) 3.0 D 4WD (BJ42, BJ40RV)	B	03.69 - 10.84	2977	D	59 kW	1432	13
LAND CRUISER (_J4_, _J5_) 3.4 D (BJ42_V, BJ45_V, BJ46_, BJ42RV)	3B	08.80 - 12.87	3432	D	66 kW	1433	20
LAND CRUISER (_J4_, _J5_) 3.8 D 4WD	OM314	01.74 - 12.90	3782	D	63 kW	1433	17
LAND CRUISER (_J4_, _J5_) 4.0 D 4WD	OM364	01.91 - 03.94	3972	D	66 kW	1433	18
LAND CRUISER (_J6_) 3.4 Diesel (BJ60, HJ60, BJ61)	3B	08.80 - 12.89	3432	D	66 kW	1433	20
LAND CRUISER (_J7_) 2.4 D (LJ70_)	2L	11.84 - 10.85	2446	D	53 kW	1432	11
LAND CRUISER (_J7_) 2.4 TD (LJ70)	2L-T	01.90 - 05.93	2446	D	66 kW	1432	10
LAND CRUISER (_J7_) 2.4 TD (LJ70_, LJ73_, LJ70RV)	2L-T	10.85 - 08.92	2446	D	63 kW	1432	10
LAND CRUISER (_J7_) 2.7 TD 4x4 (LJ79)	3L	04.90 - 03.96	2779	D	61 kW	1433	16
LAND CRUISER (_J7_) 3.0 TD (KZJ70_, KZJ73_, KZJ77_, KZJ78)	1KZ-TE	05.93 - 05.96	2982	D	92 kW	1433	15
LAND CRUISER (_J7_) 3.4 D (BJ70_V, BJ70RV)	3B	11.84 - 01.90	3432	D	66 kW	1433	20
LAND CRUISER (_J7_) 3.4 D (BJ70_V, BJ73_, BJ75)	3B	11.84 - 12.96	3432	D	70 kW	1433	20
LAND CRUISER (_J7_) 4.2 D (HZJ76, HZJ78, HZJ70, HZJ73, HZJ75, HZJ79, HZJ77,....)	1H-Z	01.90	4164	D	96 kW	1432	12
LAND CRUISER (_J7_) 4.2 D 4x4 (HZJ74, HZJ78, HZJ75)	1H-Z	08.90 - 08.01	4164	D	123 kW	1432	12
LAND CRUISER 100 (_J1_) 4.2 (HDJ100)	1HD-T	01.98 - 07.02	4164	D	123 kW	1432	12
LAND CRUISER 100 (_J1_) 4.2 D (HZJ105)	1H-Z	03.98 - 08.07	4164	D	96 kW	1432	12
LAND CRUISER 200 (_J2_) 4.2 TD 4x4 (HZJ7_)	1H-Z	05.15	4164	D	95 kW	1432	12
LAND CRUISER 80 (_J8_) 4.2 D (HZJ80)	1H-Z	01.90 - 12.97	4164	D	94 kW	1432	12
LAND CRUISER 80 (_J8_) 4.2 D (HZJ80, HZJ81)	1H-Z	01.90 - 02.01	4164	D	99 kW	1432	12
LAND CRUISER 80 (_J8_) 4.2 TD (HDJ80)	1HD-T	08.92 - 02.01	4164	D	118 kW	1432	12
LAND CRUISER 80 (_J8_) 4.2 TD (HDJ80)	1HD-T	01.90 - 12.94	4164	D	115 kW	1432	12
LAND CRUISER 80 (_J8_) 4.2 TD (HDJ80, HDJ81)	1HD-T	01.90 - 12.97	4164	D	123 kW	1432	12
LAND CRUISER 90 (_J9_) 2.8 (LJ90, LJ95)	3L	04.96 - 05.99	2779	D	61 kW	1433	16
LAND CRUISER 90 (_J9_) 3.0 TD (KZJ90, KZJ95)	1KZ-TE	04.95 - 07.00	2982	D	103 kW	1433	15
LAND CRUISER 90 (_J9_) 3.0 TD (KZJ90_, KZJ95_)	1KZ-TE	04.96 - 02.03	2982	D	92 kW	1433	15
LAND CRUISER 90 (_J9_) 3.0 TD (KZJ95)	1KZ-TE	03.00 - 02.03	2982	D	96 kW	1433	15
LAND CRUISER 90 (_J9_) 4.2 D	1H-Z	08.99 - 08.01	4164	D	123 kW	1432	12
LAND CRUISER Hardtop (_J7_) 2.4 TD (LJ70_)	2L-T	07.90 - 05.96	2446	D	66 kW	1432	10
LAND CRUISER Hardtop (_J7_) 3.4 D 4x4 (BJ73_V, BJ73RV)	3B	11.84 - 01.90	3432	D	66 kW	1433	20
LAND CRUISER Hardtop (_J7_) 4.2 D (HZJ70, HZJ73)	1H-Z	01.90 - 08.01	4164	D	123 kW	1432	12
LAND CRUISER PRADO (_J12_) 3.0 D (KDJ120, KZJ120)	1KZ-TE	02.03 - 07.09	2982	D	98 kW	1433	15
LAND CRUISER PRADO (_J12_) 3.0 D (KZJ120_)	1KZ-TE	05.03 - 07.09	2982	D	96 kW	1433	15
LAND CRUISER PRADO (_J12_) 3.0 D (LJ120, LJ125)	5L-E	09.02 - 02.10	2986	D	70 kW	1433	19
LAND CRUISER PRADO (_J12_) 3.0 D-4D (KZJ12)	1KZ-TE	09.02 - 07.09	2982	D	92 kW	1433	15
LAND CRUISER PRADO (_J15_) 3.0 D (LJ150_)	5L-E	07.09	2986	D	70 kW	1433	19
LAND CRUISER Pick-up (_J4_) 3.4 D (BJ45_P)	3B	08.80 - 10.84	3432	D	66 kW	1433	20
LAND CRUISER Pick-up (_J4_) 3.8 D 4WD	OM314	01.74 - 12.90	3782	D	63 kW	1433	17
LAND CRUISER Pick-up (_J7_) 4.2 D 4x4 (HZJ7_V, HZJ75RP, HZJ79R)	1H-Z	01.90 - 02.07	4164	D	96 kW	1432	12
LAND CRUISER Pick-up (_J7_) 4.2 D 4x4	1H-Z	03.07	4164	D	100 kW	1432	12
LAND CRUISER Pick-up (_J7_) 4.2 D MINE SPEC 4x4 (HZJ79L-TJM)	1H-Z	08.99	4164	D	94 kW	1432	12
LAND CRUISER Softtop (_J4_) 3.4 4WD (BJ42, BJ45, BJ46)	3B	08.80 - 10.83	3432	D	66 kW	1433	20
LITEACE Bus (_M3_, _M4_) 1.8 D (CM35)	1C	10.85 - 07.88	1839	D	47 kW	1431	4
LITEACE Bus (_M3_, _M4_) 2.0 D (CM30G_)	2C	10.85 - 01.92	1974	D	51 kW	1431	6
LITEACE Bus (_M3_, _M4_) 2.0 D (CM30LG)	2C	08.88 - 01.92	1974	D	53 kW	1431	6
LITEACE Bus (_R2_) 2.0 D (CR21LG)	2C	01.92 - 05.94	1974	D	53 kW	1431	6
LITEACE Bus (_R2_) 2.0 D (CR28, CR21)	2C-T	01.92 - 09.96	1974	D	63 kW	1432	7
LITEACE Bus (_R2_) 2.0 D (CR30, CR37)	2C-T	01.92 - 09.96	1974	D	63 kW	1432	7
LITEACE Bus (_R2_) 2.0 D (CR36)	2C	01.92 - 09.96	1974	D	53 kW	1431	6
LITEACE Bus (_R2_) 2.2 D (CR22)	3C-TE	02.95 - 08.97	2184	D	67 kW	1432	9
LITEACE Bus (_R2_) 2.2 D (CR31)	3C-TE	02.95 - 08.97	2184	D	67 kW	1432	9



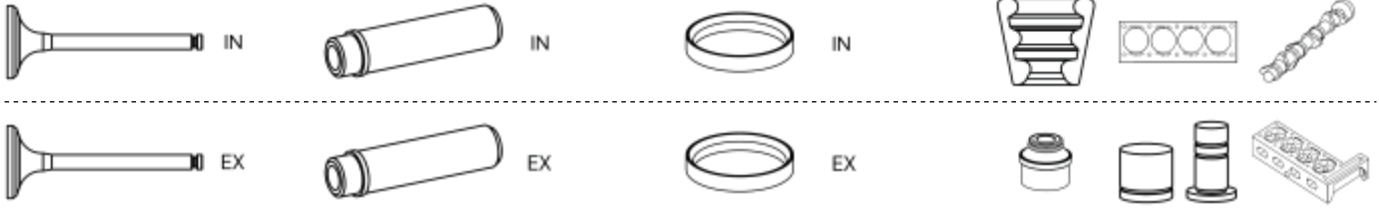
			<b>ccm</b>		<b>kw</b>		<b>1 POS</b>
LITEACE Bus (_R2_) 2.2 D (YR29_)	3C-TE	02.95 - 08.97	2184	D	66 kW	1432	9
LITEACE Kasten (_M2_) 1.8 D (CM20_)	1C	10.82 - 09.85	1839	D	41 kW	1431	4
LITEACE Kasten (_M3_, _M4_) 1.8 D (CM20)	1C	01.83 - 11.88	1839	D	47 kW	1431	4
LITEACE Kasten (_M3_, _M4_) 1.8 D (CM35_V)	1C	01.83 - 03.92	1839	D	46 kW	1431	4
LITEACE Kasten (_M3_, _M4_) 2.0 D (CM30G)	2C-T	10.85 - 01.92	1974	D	60 kW	1432	7
LITEACE Kasten (_M3_, _M4_) 2.0 D (CM36)	2C	08.88 - 03.98	1974	D	53 kW	1431	6
LITEACE Kasten (_R2_V) 2.0 D (CR27_V)	2C	01.92 - 05.94	1974	D	54 kW	1431	6
LITEACE Wagon (YM2_, CM2_, KM2_) 1.8 D (CM20_)	1C	10.82 - 09.85	1839	D	41 kW	1431	4
MARK II IV Stufenheck 2.4 TD (LX65)	2L-TII	08.81 - 10.83	2446	D	65 kW	1432	11
MARK II Kombi (_X1_, _V2_) 2.4 D (LX76)	2L	04.88 - 09.96	2446	D	54 kW	1432	11
MARK II Kombi (_X1_, _V2_) 2.4 TD (LX76)	2L-TII	10.92 - 09.96	2446	D	69 kW	1432	11
MARK II V Stufenheck 2.4 D (LX70)	2L-TII	11.84 - 03.88	2446	D	61 kW	1432	11
MASTER ACE SURF Bus (_R2_) 2.0 D (CR27)	2C	02.85 - 10.93	1974	D	49 kW	1431	6
MASTER ACE SURF Bus (_R2_) 2.0 TD (CR21G_, CR28G_, CR30G_, CR37G_)	2C-T	02.85 - 10.93	1974	D	62 kW	1432	7
MASTER ACE SURF Bus (_R2_) 2.0 TD 4WD (CR28)	2C-T	02.85 - 12.96	1974	D	62 kW	1432	7
MODEL F (CR2_, YR2_, YR3_) 2.0 D (CR21)	2C	04.85 - 08.88	1974	D	49 kW	1431	6
PICNIC (_XM1_) 2.2 D (CMX10_)	3C-TE	08.97 - 12.01	2184	D	66 kW	1432	9
PREVIA I (_R1_, _R2_) 2.2 TD (CXR10, CXR11)	3C-TE	05.90 - 08.00	2184	D	74 kW	1432	9
PROACE Bus (MDZ_) 1.5 D4d (MDZ1)	5WZ-HV (DV5RUC)	08.18	1499	D	88 kW	1431	2
PROACE Bus (MDZ_) 1.5 D4d (MDZ8)	5WZ-TV (DV5RUCD)	08.18	1499	D	75 kW	1431	2
PROACE Kasten (MDZ_) 1.5 D4d (MDZ1)	5WZ-HV (DV5RUC)	05.19	1499	D	88 kW	1431	2
PROACE Kasten (MDZ_) 1.5 D4d (MDZ8)	5WZ-TV (DV5RUCD)	05.19	1499	D	75 kW	1431	2
PROACE VERSO Bus (MPY_) 1.5 D4d (MPY1)	5WZ-HV (DV5RUC)	06.18	1499	D	88 kW	1431	2
PROACE VERSO Bus (MPY_) 1.5 D4d (MPY8)	5WZ-TV (DV5RUCD)	06.18	1499	D	75 kW	1431	2
QUALIS (_F5_) 2.4 D (KF60, KF70)	2L	01.99 - 10.04	2446	D	54 kW	1432	11
QUALIS (_F5_) 3.0 D	5L	01.00 - 10.04	2986	D	65 kW	1433	19
QUALIS (_F5_) 3000D	5L	01.00 - 10.04	2986	D	66 kW	1433	19
QUICK DELIVERY (_Y15_, _H8_, _U6_) 2.4 D (LH80VH_)	2L	08.85 - 04.95	2446	D	55 kW	1432	11
QUICK DELIVERY (_Y15_, _H8_, _U6_) 2.4 D 4WD (LH85_)	2L	08.85 - 04.95	2446	D	55 kW	1432	11
QUICK DELIVERY (_Y15_, _H8_, _U6_) 2.8 D (LY51_, LH81VH_)	3L	05.95 - 04.99	2779	D	61 kW	1433	16
QUICK DELIVERY (_Y15_, _H8_, _U6_) 3.0 D (BU60VH_)	B	08.85 - 07.95	2977	D	59 kW	1432	13
QUICK DELIVERY (_Y15_, _H8_, _U6_) 3.0 D (LY152, LH82)	5L	09.98 - 07.01	2986	D	65 kW	1433	19
SCEPTER Kombi 2.0 TD	2C-T	11.92 - 09.96	1974	D	62 kW	1432	7
SCEPTER Stufenheck 2.0 TD	2C-T	11.92 - 09.96	1974	D	62 kW	1432	7
SPRINTER CARIB Station Wagon (_E9_) 1.8 D (CE96V_)	1C	11.87 - 07.91	1839	D	43 kW	1431	4
SPRINTER Stufenheck (_E1_) 2.0 4WD (CE104)	2C	09.91 - 05.95	1974	D	54 kW	1431	6
SPRINTER Stufenheck (_E1_) 2.0 D (CE100, CE110)	2C	06.91 - 11.00	1974	D	54 kW	1431	6
SPRINTER Stufenheck (_E1_) 2.2 TD	3C-TE	04.95 - 11.02	2184	D	66 kW	1432	9
SPRINTER Stufenheck (_E9_) 1.8 D (CE90_)	1C	05.87 - 05.91	1839	D	47 kW	1431	4
STALLION Kombi (_F5_) 2.4 D	2L	08.99 - 05.05	2446	D	54 kW	1432	11
TOWN ACE Bus (_R2_, _R3_) 2.0 (CR30)	2C-T	10.85 - 09.96	1974	D	63 kW	1432	7
TOWN ACE Bus (_R2_, _R3_) 2.0 TD (CR28, CR30, CR37)	2C-T	04.85 - 12.91	1974	D	62 kW	1432	7
TOWN ACE Bus (_R2_, _R3_) 2.4 D	2L	04.85 - 12.91	2446	D	57 kW	1432	11
TOWN ACE Bus (_R4_, _R5_) 2.0 D (CR41)	2C	11.96 - 11.98	1974	D	54 kW	1431	6
TOWN ACE Bus (_R4_, _R5_) 2.0 D 4WD (CR51)	2C	11.96 - 11.98	1974	D	54 kW	1431	6
TOWN ACE Bus (_R4_, _R5_) 2.2 TD (CR40)	3C-TE	12.98 - 10.01	2184	D	69 kW	1432	9
TOWN ACE Bus (_R4_, _R5_) 2.2 TD 4WD (CR50G_)	3C-TE	12.98 - 11.01	2184	D	69 kW	1432	9
TOWN ACE Bus (_R4_, _R5_) 2.8 D	3L	05.95 - 09.01	2779	D	66 kW	1433	16
TOWN ACE Bus 2.0 D (CR27)	2C	01.92 - 04.95	1974	D	51 kW	1431	6
TOWN ACE Bus 3.0 D	5L	10.01 - 07.07	2986	D	65 kW	1433	19
TOWN ACE Kasten (YR3_, YR2_) 2.0 TD (CR21_, CR28_, CR30_)	2C-T	10.85 - 12.91	1974	D	63 kW	1432	7
TOWN ACE Kasten (YR3_, YR2_) 2.0 TD 4WD (CR30_, CR37_)	2C-T	10.85 - 12.91	1974	D	63 kW	1432	7
TOWN ACE Kasten (YR3_, YR2_) 2.4 D	2L	04.85 - 12.91	2446	D	57 kW	1432	11
TOWN ACE Kasten 2.0 D (CR27)	2C	01.92 - 04.95	1974	D	51 kW	1431	6
TOWN ACE Kasten 2.0 D 4WD (CR51V_)	2C	11.96 - 12.98	1974	D	54 kW	1431	6
TOWN ACE Kasten 2.8 D	3L	05.95 - 09.01	2779	D	66 kW	1433	16
TOWN ACE Pritsche/Fahrgestell (_M7_, _M8_) 3.0 D	5L	10.01 - 07.07	2986	D	65 kW	1433	19
TOYOACE Pritsche/Fahrgestell (_U_, _Y_) 2.4 D (LY21, LY31)	2L	08.82 - 03.85	2446	D	57 kW	1432	11
TOYOACE Pritsche/Fahrgestell (_U_, _Y_) 2.8 D (LY51_, LY61_)	3L	08.88 - 04.95	2779	D	61 kW	1433	16
TOYOACE Pritsche/Fahrgestell (_Y1_, _Y2_) 2.8 D (LY101)	3L	10.96 - 04.99	2779	D	66 kW	1433	16
TOYOACE Pritsche/Fahrgestell (_Y1_, _Y2_) 3.0 D (LY220, LY230)	5L	08.01 - 06.11	2986	D	67 kW	1433	19
TOYOACE Pritsche/Fahrgestell (_Y1_, _Y2_) 3.0 D (LY235_)	5L	08.01 - 06.11	2986	D	65 kW	1433	19



							
TUV Großraumlimousine (_F7_,_F8_) 2.4 D (LF70, LF72, LF80, LF82)	2L	12.96 - 05.04	2446	D	61 kW	1432	11
TUV Großraumlimousine (_F7_,_F8_) 2.4 D (LF80)	2L	04.98 - 11.02	2446	D	57 kW	1432	11
TUV Großraumlimousine (_F7_,_F8_) 2.4 D (LF80, LF82)	2L	10.98 - 12.04	2446	D	64 kW	1432	11
TUV Pritsche/Fahrgestell (_F6_) 2.4 D (LF60)	2L	12.96 - 05.04	2446	D	61 kW	1432	11
VISTA / CAMRY Stufenheck (_V3_,_V4_) 2.0 D (CV30_)	2C-T	07.90 - 06.94	1974	D	62 kW	1432	7
VISTA / CAMRY Stufenheck (_V3_,_V4_) 2.0 TD (CV30_)	2C-T	07.90 - 12.94	1974	D	67 kW	1432	7
VISTA / CAMRY Stufenheck (_V3_,_V4_) 2.0 TD	2C-T	07.90 - 06.94	1974	B	67 kW	1432	7
VISTA Stufenheck (_V2_) 2.0 TD (CV20)	2C-T	11.88 - 06.90	1974	D	62 kW	1432	7

ENGINE			ccm	kW			1 POS	ENGINE			ccm	kW			1 POS
1C-L	83,000	4	1839	47 kW	D	1431	5	2WZ-TV	73,700	4	1398	40 kW	D	1431	1
1C-TL	83,000	4	1839	54 kW	D	1431	5	3B	102,000	4	3432	66 - 72 kW	D	1433	20
1C	83,000	4	1839	41 - 49 kW	D	1431	4	3C-TE	86,000	4	2184	66 - 77 kW	D	1432	9
1H-Z	94,000	6	4164	59 - 123 kW	D	1432	12	3L	96,000	4	2779	57 - 66 kW	D	1433	16
1HD-T	94,000	6	4164	115 - 123 kW	D	1432	12	5L-E	99,500	4	2986	65 - 71 kW	D	1433	19
1KZ-TE	96,000	4	2982	85 - 108 kW	D	1433	15	5L	99,500	4	2986	65 - 85 kW	D	1433	19
1WZ	82,200	4	1867	51 kW	D	1431	3	5WZ-HV (DV5RUC)	75,000	4	1499	88 kW	D	1431	2
1Z	96,000	4	2977	44 kW	D	1433	14	5WZ-TV (DV5RUCD)	75,000	4	1499	75 kW	D	1431	2
2C-TE	86,000	4	1974	66 kW	D	1432	8	ADE314N	97,000	4	3784	62 kW	D	1433	17
2C-T	86,000	4	1974	60 - 67 kW	D	1432	7	ADE364C	97,500	4	3972	70 kW	D	1433	18
2C	86,000	4	1974	49 - 56 kW	D	1431	6	ADE364N	97,500	4	3972	61 kW	D	1433	18
2L-TII	92,000	4	2446	60 - 71 kW	D	1432	11	B	95,000	4	2977	59 - 63 kW	D	1432	13
2L-T	92,000	4	2446	63 - 94 kW	D	1432	10	OM314	97,000	4	3782	63 - 63 kW	D	1433	17
2L	92,000	4	2446	53 - 66 kW	D	1432	11	OM364	97,500	4	3972	66 - 66 kW	D	1433	18





## 73,700 mm

1

2WZ-TV ,

973801-8

Hydro

## 75,000 mm

2

5WZ-HV (DV5RUC) , 5WZ-TV (DV5RUCD) ,

853783-4

25,30 x 5,50 x 95,47 x 45°

863784-4

22,00 x 5,50 x 94,80 x 45°

## 82,200 mm

3

1WZ ,

883711-4

14,06 x 8,00 x 48,00 | IN

511104-1

## 83,000 mm

4

1C ,

859701-4

38,60 x 8,00 x 105,50 x 45°

859705-4

38,50 x 8,00 x 105,70 x 45°

869702-4

32,60 x 8,00 x 105,50 x 45°

869706-4

32,50 x 8,00 x 105,40 x 45°

905003-1

## 83,000 mm

5

1C-L , 1C-TL ,

859701-4

38,60 x 8,00 x 105,50 x 45°

859705-4

38,50 x 8,00 x 105,70 x 45°

869702-4

32,60 x 8,00 x 105,50 x 45°

## 86,000 mm

6

2C ,

859701-4

38,60 x 8,00 x 105,50 x 45°

859705-4

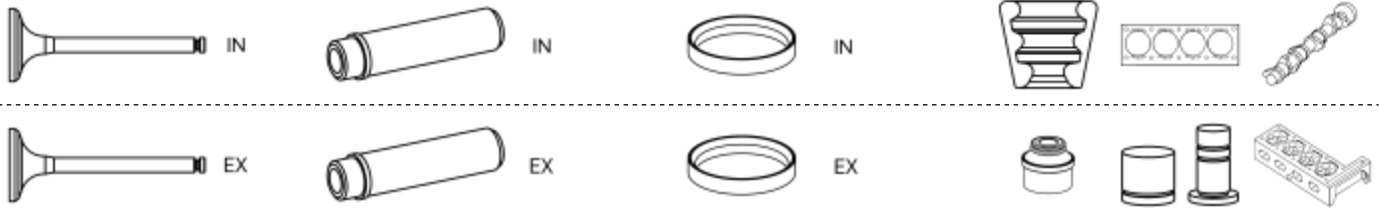
38,50 x 8,00 x 105,70 x 45°

869702-4

32,60 x 8,00 x 105,50 x 45°

869706-4

32,50 x 8,00 x 105,40 x 45°



**86,000 mm**

**7**

2C-T,

**859701-4**

38,60 x 8,00 x 105,50 x 45°

**869702-4**

32,60 x 8,00 x 105,50 x 45°

**86,000 mm**

**8**

2C-TE,

**869702-4**

32,60 x 8,00 x 105,50 x 45°

**86,000 mm**

**9**

3C-TE,

**859701-4**

38,60 x 8,00 x 105,50 x 45°

**859705-4**

38,50 x 8,00 x 105,70 x 45°

**869702-4**

32,60 x 8,00 x 105,50 x 45°

**92,000 mm**

**10**

2L-T,

**859703-4**

42,50 x 8,00 x 103,60 x 45°

**92,000 mm**

**11**

2L-TII, 2L,

**859703-4**

42,50 x 8,00 x 103,60 x 45°

**869704-4**

36,00 x 8,00 x 103,30 x 45°

**94,000 mm**

**12**

1H-Z, 1HD-T,

**859703-4**

42,50 x 8,00 x 103,60 x 45°

**95,000 mm**

**13**

B,

**M-8**



**96,000 mm**

**14**

1Z ,

855038-4

36,05 x 7,00 x 96,90 x 45°

**96,000 mm**

**15**

1KZ-TE ,

859703-4

42,50 x 8,00 x 103,60 x 45°

**96,000 mm**

**16**

3L ,

859703-4

42,50 x 8,00 x 103,60 x 45°

869704-4

36,00 x 8,00 x 103,30 x 45°

**97,000 mm**

**17**

ADE314N , OM314 ,

901005-1

**97,500 mm**

**18**

ADE364C , ADE364N , OM364 ,

901005-1

**99,500 mm**

**19**

5L-E , 5L ,

859707-4

42,50 x 8,00 x 104,40 x 45°

869708-4

36,00 x 8,00 x 104,10 x 45°

**102,000 mm**


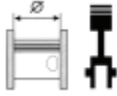



**20**

3B ,

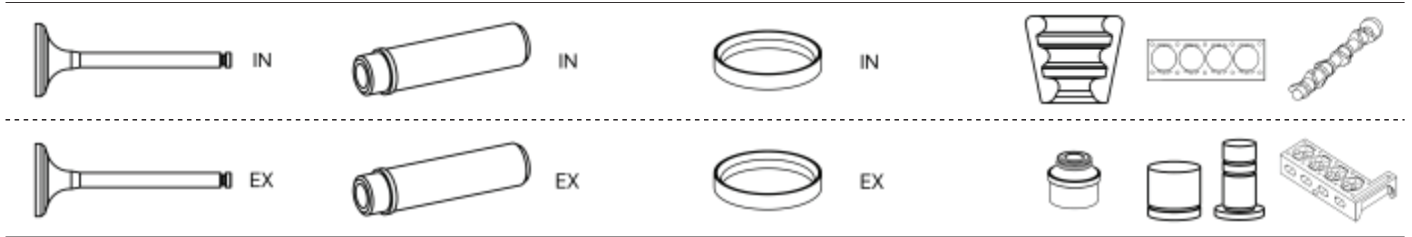
R-7

**siehe Motorenliste**  
**see engline list**  
**voir la liste des moteurs**  
**ver lista de motores**  
**см. список двигателей**  
**تالتر حطلا قمىق رظنا**



			<b>ccm</b>	<b>kW</b>			<b>1</b> <b>POS</b>
D 113	108,000	4	4760	37 kW	D	1436	1

# UTB



**108,000 mm** **1**

D 113,

**855601-4** **885601-4** **905601-1**











41,10 x 11,00 x 168,40 x 45° 18,17 x 11,00 x 85,00 | IN | EX

**865602-4**

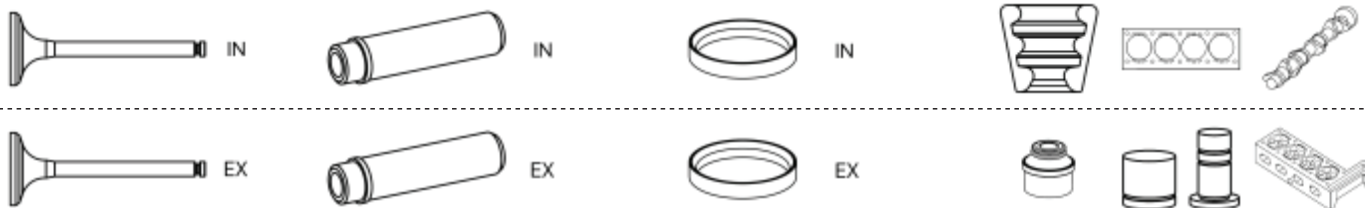
37,10 x 11,00 x 167,35 x 45°



**siehe Motorenliste**  
**see engline list**  
**voir la liste des moteurs**  
**ver lista de motores**  
**см. список двигателей**  
**تاكړ حط ا قعوتق رظنا**

			ccm	kW			1 POS				ccm	kW			1 POS
D 0836 LOH 01	108,000	6	6871	206 kW	D	1439	1	DC 13.124	130,000	6	12742	331 kW	D	1441	14
D 0836 LOH 03	108,000	6	6871	162 kW	D	1439	1	E 2866 DUH 03	128,000	6	11967	180 kW	G	1441	12
D 2066 LF 27	120,000	6	10518	265 kW	D	1439	4	E 2866 LUH 01	128,000	6	11967	228 kW	G	1441	12
D 2066 LOH 28	120,000	6	10518	294 kW	D	1439	5	MX 300	130,000	6	12903	300 kW	D	1441	13
D 2676 LOH 26	126,000	6	12419	324 kW	D	1439	6	MX 340	130,000	6	12903	340 kW	D	1441	13
D 2676 LOH 27	126,000	6	12419	353 kW	D	1439	6	MX 375	130,000	6	12903	375 kW	D	1441	13
D 2866 LOH 07	128,000	6	11967	272 kW	D	1440	7	MX-13 340	130,000	6	12903	340 kW	D	1441	15
D 2866 LOH 23	128,000	6	11967	294 kW	D	1440	9	MX-13 355	130,000	6	12903	355 kW	D	1441	15
D 2866 LOH 25	128,000	6	11967	228 kW	D	1440	10	MX-13 375	130,000	6	12903	375 kW	D	1441	15
D 2866 LOH 28	128,000	6	11967	265 kW	D	1440	8	PE 265 C	118,000	6	9200	265 kW	D	1439	3
D 2866 LOH 29	128,000	6	11967	301 kW	D	1440	8	PR 183 S	118,000	6	9200	183 kW	D	1439	2
D 2866 LUH 22	128,000	6	11967	191 kW	D	1440	11	PR 228 S	118,000	6	9200	228 kW	D	1439	3
D 2866 LUH 24	128,000	6	11967	228 kW	D	1440	8	PR 265 S	118,000	6	9200	265 kW	D	1439	3





## 108,000 mm

1

D 0836 LOH 01 , D 0836 LOH 03 ,

**853124-6**

49,10 x 10,00 x 136,50 x 30°

**883136-6**

16,04 x 10,00 x 65,00 | IN

**873115-6**

51,10 x 41,60 x 7,40 x 30° | IN

**K-10**

**883138-6**

15,75 x 10,00 x 60,00 | IN

**863123-6**

42,00 x 10,00 x 136,35 x 45°

**883137-6**

16,04 x 10,00 x 55,00 | EX

**873114-6**

44,00 x 35,00 x 8,10 x 45° | EX

**973101-6**

## 118,000 mm

2

PR 183 S ,

**851319-6**

40,60 x 9,00 x 158,20 x 15°

**R-9**

**861320-6**

37,10 x 9,00 x 154,30 x 45°

## 118,000 mm

3

PE 265 C , PR 228 S , PR 265 S ,

**851319-6**

40,60 x 9,00 x 158,20 x 15°

**881316-6**

15,00 x 9,00 x 76,50 | IN | EX

**R-9**

**861320-6**

37,10 x 9,00 x 154,30 x 45°

## 120,000 mm

4

D 2066 LF 27 ,

**853140-6**

40,10 x 9,00 x 160,50 x 30°

**883139-6**

15,03 x 9,00 x 66,50 | IN | EX

**873118-6**

42,05 x 32,30 x 8,05 x 30° | IN

**863141-6**

38,10 x 9,00 x 160,30 x 45°

**873119-6**

40,05 x 33,00 x 8,05 x 45° | EX

**911002-8**

Ø 9,00

## 120,000 mm

5

D 2066 LOH 28 ,

**853140-6**

40,10 x 9,00 x 160,50 x 30°

**873118-6**

42,05 x 32,30 x 8,05 x 30° | IN

**863141-6**

38,10 x 9,00 x 160,30 x 45°

**873119-6**

40,05 x 33,00 x 8,05 x 45° | EX

## 126,000 mm

6

D 2676 LOH 26 , D 2676 LOH 27 ,

**853140-6**

40,10 x 9,00 x 160,50 x 30°

**883139-6**

15,03 x 9,00 x 66,50 | IN | EX

**873118-6**

42,05 x 32,30 x 8,05 x 30° | IN

**863141-6**

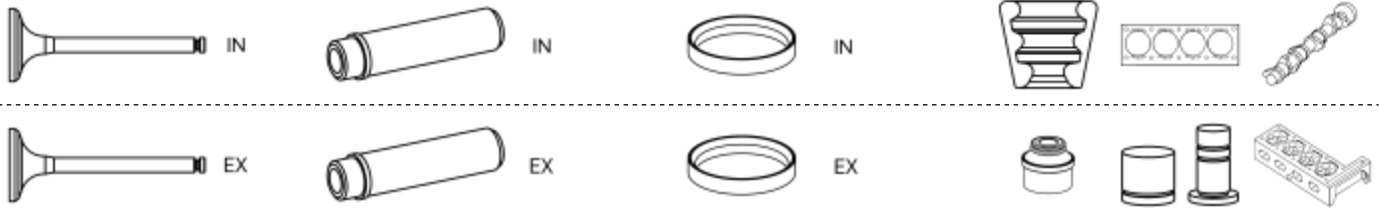
38,10 x 9,00 x 160,30 x 45°

**873119-6**

40,05 x 33,00 x 8,05 x 45° | EX

**911002-8**

Ø 9,00



**128,000 mm** **7**

D 2866 LOH 07 ,

<b>853118-6</b> 58,00 x 12,00 x 142,50 x 30°	<b>883130-6</b> 18,03 x 12,00 x 64,00   IN   EX	<b>K-12</b>	<b>903101-1</b>
			<b>903103-1</b>

<b>863112-6</b> 50,87 x 12,00 x 142,50 x 45°	<b>883141-6</b> 18,03 x 12,00 x 56,00   EX	<b>873112-6</b> 53,10 x 42,85 x 10,00 x 45°   EX
---	---	---

**128,000 mm** **8**

D 2866 LOH 28 , D 2866 LOH 29 , D 2866 LUH 24 ,

<b>853128-6</b> 46,00 x 9,00 x 153,70 x 30°	<b>883139-6</b> 15,03 x 9,00 x 66,50   IN   EX	<b>873116-6</b> 48,10 x 38,10 x 7,96 x 30°   IN	<b>R-9</b>	<b>903101-1</b>
<b>853134-6</b> 46,05 x 9,00 x 153,70 x 30°				
<b>863130-6</b> 46,00 x 9,00 x 153,65 x 45°		<b>873117-6</b> 48,10 x 40,10 x 7,96 x 45°   EX	<b>911002-8</b> Ø 9,00	
<b>863135-6</b> 46,05 x 9,00 x 153,70 x 45°				

**128,000 mm** **9**

D 2866 LOH 23 ,

<b>853118-6</b> 58,00 x 12,00 x 142,50 x 30°	<b>883130-6</b> 18,03 x 12,00 x 64,00   IN   EX	<b>K-12</b>	<b>903101-1</b>
	<b>883144-6</b> 18,03 x 12,00 x 59,50   IN		<b>903103-1</b>
<b>863112-6</b> 50,87 x 12,00 x 142,50 x 45°	<b>883141-6</b> 18,03 x 12,00 x 56,00   EX	<b>873112-6</b> 53,10 x 42,85 x 10,00 x 45°   EX	

**128,000 mm** **10**

D 2866 LOH 25 ,

<b>853118-6</b> 58,00 x 12,00 x 142,50 x 30°	<b>883130-6</b> 18,03 x 12,00 x 64,00   IN   EX	<b>K-12</b>	<b>903101-1</b>
	<b>883144-6</b> 18,03 x 12,00 x 59,50   IN		
<b>863112-6</b> 50,87 x 12,00 x 142,50 x 45°	<b>883141-6</b> 18,03 x 12,00 x 56,00   EX	<b>873112-6</b> 53,10 x 42,85 x 10,00 x 45°   EX	

**128,000 mm** **11**

D 2866 LUH 22 ,

<b>853118-6</b> 58,00 x 12,00 x 142,50 x 30°	<b>883130-6</b> 18,03 x 12,00 x 64,00   IN   EX	<b>K-12</b>	<b>903101-1</b>
	<b>883144-6</b> 18,03 x 12,00 x 59,50   IN		
<b>863112-6</b> 50,87 x 12,00 x 142,50 x 45°	<b>883141-6</b> 18,03 x 12,00 x 56,00   EX	<b>873112-6</b> 53,10 x 42,85 x 10,00 x 45°   EX	<b>911010-8</b> Ø 12,00



## 128,000 mm

12

E 2866 DUH 03 , E 2866 LUH 01 ,

**853141-6**

58,00 x 12,00 x 142,50 x 30°

**873120-6**

61,11 x 49,00 x 6,90 x 30° | IN

**K-12**

**903101-1**

**873919-6**

48,06 x 39,50 x 6,90 x 20° | IN

**863142-6**

51,00 x 12,00 x 142,50 x 30°

**911010-8**

Ø 12,00

## 130,000 mm

13

MX 300 , MX 340 , MX 375 ,

**851321-6**

45,60 x 10,00 x 169,40 x 20°

**861322-6**

42,60 x 10,00 x 168,60 x 30°

## 130,000 mm

14

DC 13.124 ,

**853921-6**

44,10 x 10,00 x 171,50 x 20°

**863922-6**

41,10 x 10,00 x 171,50 x 45°

**873920-6**

46,08 x 34,50 x 8,90 x 45° | EX

**913901-6**

Ø 10,00

## 130,000 mm

15

MX-13 340 , MX-13 355 , MX-13 375 ,

**851323-6**






43,90 x 10,00 x 169,80 x 20°

**861324-6**








40,90 x 10,00 x 169,90 x 30°






**913901-6**

Ø 10,00

			<b>ccm</b>		<b>kW</b>		<b>1 POS</b>
ADAM (M13) 1.0	B 10 XFT	07.14 - 11.18	999	B	85 kW	1468	19
ADAM (M13) 1.2	A 12 XEL	10.12 - 04.19	1229	B	51 kW	1468	16
ADAM (M13) 1.2	B 12 XEL	10.12 - 04.19	1229	B	51 kW	1468	16
ADAM (M13) 1.2	D 12 XEL	10.12 - 04.19	1229	B	51 kW	1468	17
ADAM (M13) 1.4 S	B 14 NEH	11.14 - 01.19	1364	B	110 kW	1467	12
ADAM (M13) 1.4 S	B 14 NET	11.14 - 01.19	1364	B	110 kW	1467	11
ADAM (M13) 1.4	A 14 XEL	10.12 - 02.19	1398	B	64 kW	1468	18
ADAM (M13) 1.4	A 14 XER	10.12 - 02.19	1398	B	74 kW	1468	18
ADAM (M13) 1.4	B 14 XEL	10.12 - 02.19	1398	B	64 kW	1468	16
ADAM (M13) 1.4	B 14 XER	10.12 - 02.19	1398	B	64 kW	1468	16
ADAM (M13) 1.4	B 14 XER	10.12 - 02.19	1398	B	74 kW	1468	16
AGILA Mk I (A) (H00) 1.0 12V	Z 10 XEP	02.00 - 11.06	998	B	44 kW	1468	18
AGILA Mk I (A) (H00) 1.0 12V	Z 10 XE	09.00 - 08.05	973	B	43 kW	1467	13
AGILA Mk I (A) (H00) 1.2 16V Twinport	Z 12 XEP	07.04 - 11.06	1229	B	59 kW	1468	18
AGILA Mk I (A) (H00) 1.2 16V	Z 12 XE	09.00 - 03.08	1199	B	55 kW	1467	13
AGILA Mk II (B) (H08) 1.3 CDTI	D13A	01.08 - 11.14	1248	D	55 kW	1466	2
AGILA Mk II (B) (H08) 1.3 CDTI	Z 13 DTJ	01.08 - 11.14	1248	D	55 kW	1466	5
AMPERA (R12) EV 150 (D1JOI)	A 14 XFL	03.12	1398	E	63 kW	1468	15
ANTARA A (L07) 2.0 CDTI 4x4	Z 20 DMH	08.06 - 04.15	1991	D	110 kW	1478	84
ANTARA A (L07) 2.0 CDTI	Z 20 DMH	08.06 - 04.15	1991	D	110 kW	1478	84
ANTARA A (L07) 2.0 CDTI	Z 20 DM	08.06 - 04.15	1991	D	93 kW	1477	83
ANTARA A (L07) 2.4 4x4	Z 24 XED	08.06 - 04.15	2405	B	103 kW	1481	111
ANTARA A (L07) 2.4 4x4	Z 24 XE	08.06 - 04.15	2405	B	103 kW	1482	113
ANTARA A (L07) 2.4 LPG 4x4	Z 24 XE	08.06	2405	B/G	103 kW	1482	113
ANTARA A (L07) 2.4	Z 24 XE	08.06 - 04.15	2405	B	103 kW	1482	113
ARENA Combi (A97) 1.9 D	F8Q 600	03.98 - 08.01	1870	D	44 kW	1475	64
ARENA Combi (A97) 1.9 D	F8Q 606	03.98 - 08.01	1870	D	44 kW	1475	64
ARENA Combi (A97) 2.5 D	S8U 758	03.98 - 08.01	2499	D	55 kW	1482	118
ARENA Combi (A97) 2.5 D	S8U 780	03.98 - 08.01	2499	D	55 kW	1482	118
ARENA Combi (A97) 2.5 D	S8U 782	03.98 - 08.01	2499	D	55 kW	1482	118
ARENA Van (A97) 1.9 D	F8Q 600	03.98 - 08.01	1870	D	44 kW	1475	64
ARENA Van (A97) 1.9 D	F8Q 606	03.98 - 08.01	1870	D	44 kW	1475	64
ARENA Van (A97) 2.5 D	S8U 758	03.98 - 08.01	2499	D	55 kW	1482	118
ARENA Van (A97) 2.5 D	S8U 780	03.98 - 08.01	2499	D	55 kW	1482	118
ARENA Van (A97) 2.5 D	S8U 782	03.98 - 08.01	2499	D	55 kW	1482	118
ASTRA CC 1.2 S	12 S	02.82 - 08.84	1196	B	44 kW	1473	50
ASTRA CC 1.3 S	13 S	09.79 - 08.84	1297	B	55 kW	1468	20
ASTRA CC 1.6 D	16 D	03.82 - 08.86	1598	D	40 kW	1475	67
ASTRA CC 1.6 S	16 S	09.81 - 08.86	1598	B	66 kW	1480	99
ASTRA CC 1.8 GTE	18 E	03.83 - 08.86	1796	B	85 kW	1479	92
ASTRA Kombi 1.3 S	13 S	09.79 - 08.84	1297	B	55 kW	1468	20
ASTRA Kombi 1.6 D	16 D	02.82 - 08.86	1598	D	40 kW	1475	67
ASTRA Kombi 1.6 S	16 SH	09.81 - 08.86	1598	B	66 kW	1478	86
ASTRA Mk II CC (T85) 1.2	12 S	09.84 - 08.91	1196	B	44 kW	1473	50
ASTRA Mk II CC (T85) 1.2	12 S	09.84 - 08.91	1196	B	40 kW	1473	50
ASTRA Mk II CC (T85) 1.3	13 S	09.84 - 08.91	1297	B	55 kW	1468	20
ASTRA Mk II CC (T85) 1.4 S	14 NV	01.90 - 08.91	1389	B	55 kW	1470	30
ASTRA Mk II CC (T85) 1.4 i	C 14 NZ	01.90 - 08.91	1389	B	44 kW	1470	31
ASTRA Mk II CC (T85) 1.6 D	16 DA	09.84 - 12.89	1598	D	40 kW	1475	67
ASTRA Mk II CC (T85) 1.6 D	16 D	09.84 - 12.89	1598	D	40 kW	1475	67
ASTRA Mk II CC (T85) 1.6 S	16 SH	09.84 - 08.86	1598	B	66 kW	1478	86
ASTRA Mk II CC (T85) 1.6	16 SV	09.84 - 08.91	1598	B	60 kW	1471	39
ASTRA Mk II CC (T85) 1.7 D	17 DR	09.88 - 08.91	1699	D	42 kW	1477	81
ASTRA Mk II CC (T85) 1.8 GTE	18 E	09.84 - 08.91	1796	B	82 kW	1479	92
ASTRA Mk II CC (T85) 1.8 GTE	18 SE	09.84 - 08.91	1796	B	82 kW	1479	94
ASTRA Mk II CC (T85) 1.9	C 20 XE	03.88 - 08.91	1998	B	110 kW	1481	108
ASTRA Mk II CC (T85) 2.0 GTE 16V	20 XE	05.88 - 08.91	1998	B	115 kW	1481	108
ASTRA Mk II CC (T85) 2.0 GTE	20 SEH	09.86 - 08.91	1998	B	95 kW	1480	101
ASTRA Mk II CC (T85) 2.0	20 NE	09.86 - 08.91	1998	B	85 kW	1480	101
ASTRA Mk II Cabriolet (T85) 1.4 S (43)	14 NV	09.91 - 09.93	1389	B	55 kW	1470	30
ASTRA Mk II Cabriolet (T85) 1.6 i	16 SV	01.87 - 12.91	1598	B	60 kW	1471	39
ASTRA Mk II Cabriolet (T85) 2.0 i Cat	C 20 NE	01.91 - 08.93	1998	B	85 kW	1480	101















							
ASTRA Mk II Cabriolet (T85) 2.0 i	20 NE	01.87 - 12.91	1998	B	85 kW	1480	101
ASTRA Mk II Cabriolet (T85) 2.0 i	C 20 NE	01.87 - 12.91	1998	B	85 kW	1480	101
ASTRA Mk II Kombi (T85) 1.2	12 S	09.84 - 12.88	1196	B	44 kW	1473	50
ASTRA Mk II Kombi (T85) 1.3	13 S	09.84 - 08.91	1297	B	55 kW	1468	20
ASTRA Mk II Kombi (T85) 1.4 S	14 NV	01.89 - 08.91	1389	B	55 kW	1470	30
ASTRA Mk II Kombi (T85) 1.6 D	16 DA	09.84 - 12.89	1598	D	40 kW	1475	67
ASTRA Mk II Kombi (T85) 1.6 S	16 SH	09.84 - 08.86	1598	B	66 kW	1478	86
ASTRA Mk II Kombi (T85) 1.6 S	16 S	09.84 - 08.86	1598	B	66 kW	1480	99
ASTRA Mk II Kombi (T85) 1.6	16 SV	09.84 - 08.91	1598	B	60 kW	1471	39
ASTRA Mk II Kombi (T85) 1.7 D	17 D	02.89 - 08.91	1699	D	42 kW	1477	81
ASTRA Mk II Kombi (T85) 1.8 i	18 E	01.90 - 08.91	1796	B	83 kW	1479	92
ASTRA Mk II Sedan (T85) 1.3	13 S	09.85 - 08.91	1297	B	55 kW	1468	20
ASTRA Mk II Sedan (T85) 1.4 S	14 NV	10.89 - 12.91	1389	B	55 kW	1470	30
ASTRA Mk II Sedan (T85) 1.4 i	C 14 NZ	01.90 - 12.91	1389	B	44 kW	1470	31
ASTRA Mk II Sedan (T85) 1.6 D	16 DA	09.85 - 08.91	1598	D	40 kW	1475	67
ASTRA Mk II Sedan (T85) 1.6 D	16 D	09.85 - 08.91	1598	D	40 kW	1475	67
ASTRA Mk II Sedan (T85) 1.6 S	16 SV	01.89 - 12.91	1598	B	60 kW	1471	39
ASTRA Mk II Sedan (T85) 1.6	16 SH	09.85 - 08.91	1598	B	66 kW	1478	86
ASTRA Mk II Sedan (T85) 1.6	16 S	09.85 - 08.91	1598	B	66 kW	1480	99
ASTRA Mk II Sedan (T85) 1.7 D	17 D	01.89 - 12.91	1699	D	42 kW	1477	81
ASTRA Mk II Sedan (T85) 1.8 i	18 E	09.85 - 08.91	1796	B	85 kW	1479	92
ASTRA Mk II Sedan (T85) 1.8 i	18 SE	09.85 - 08.91	1796	B	85 kW	1479	94
ASTRA Mk II Sedan (T85) 1.8 i	C 18 NE	10.85 - 08.86	1796	B	74 kW	1479	95
ASTRA Mk II Sedan (T85) 1.8	18 SE	01.86 - 12.90	1796	B	82 kW	1479	94
ASTRA Mk III (F) CC (T92) 1.4 S	14 NV	09.91 - 02.98	1389	B	55 kW	1470	30
ASTRA Mk III (F) CC (T92) 1.4 i 16V	X 14 XE	02.96 - 02.98	1389	B	66 kW	1470	34
ASTRA Mk III (F) CC (T92) 1.4 i	C 14 NZ	09.91 - 02.98	1389	B	44 kW	1470	31
ASTRA Mk III (F) CC (T92) 1.4 i	C 14 SE	03.92 - 02.98	1389	B	60 kW	1470	32
ASTRA Mk III (F) CC (T92) 1.4 i	X 14 NZ	09.91 - 02.98	1389	B	44 kW	1471	36
ASTRA Mk III (F) CC (T92) 1.6 i 16V	X 16 XEL	01.94 - 02.98	1598	B	74 kW	1473	49
ASTRA Mk III (F) CC (T92) 1.6 i	16 NZR	09.91 - 02.98	1598	B	55 kW	1473	52
ASTRA Mk III (F) CC (T92) 1.6 i	C 16 NZ	09.91 - 02.98	1598	B	55 kW	1471	39
ASTRA Mk III (F) CC (T92) 1.6 i	C 16 SE	03.92 - 02.98	1598	B	74 kW	1471	40
ASTRA Mk III (F) CC (T92) 1.6 i	E 16 NZ	09.91 - 02.98	1598	B	55 kW	1471	39
ASTRA Mk III (F) CC (T92) 1.6 i	X 16 SZR	09.91 - 02.98	1598	B	55 kW	1471	40
ASTRA Mk III (F) CC (T92) 1.6 i	X 16 SZ	02.93 - 12.96	1598	B	52 kW	1474	62
ASTRA Mk III (F) CC (T92) 1.7 D	17 DR	09.91 - 12.94	1699	D	44 kW	1477	81
ASTRA Mk III (F) CC (T92) 1.7 D	17 D	12.91 - 02.98	1699	D	42 kW	1477	81
ASTRA Mk III (F) CC (T92) 1.7 TD	17 DT (TC4EE1)	12.91 - 02.98	1686	D	60 kW	1473	53
ASTRA Mk III (F) CC (T92) 1.7 TD	X 17 DTL	08.94 - 02.98	1699	D	50 kW	1477	81
ASTRA Mk III (F) CC (T92) 1.8 i 16V	C 18 XEL	09.94 - 02.98	1799	B	85 kW	1477	78
ASTRA Mk III (F) CC (T92) 1.8 i 16V	C 18 XE	09.94 - 02.98	1799	B	92 kW	1477	78
ASTRA Mk III (F) CC (T92) 1.8 i	C 18 NZ	09.91 - 02.98	1796	B	66 kW	1479	95
ASTRA Mk III (F) CC (T92) 2.0 i 16V	C 20 XE	09.91 - 02.98	1998	B	110 kW	1481	108
ASTRA Mk III (F) CC (T92) 2.0 i 16V	X 20 XEV	01.94 - 02.98	1998	B	100 kW	1480	102
ASTRA Mk III (F) CC (T92) 2.0 i	C 20 NE	09.91 - 02.98	1998	B	85 kW	1480	101
ASTRA Mk III (F) Cabriolet (T92) 1.6 i	X 16 SZR	01.96 - 03.01	1598	B	55 kW	1471	40
ASTRA Mk III (F) Cabriolet (T92) 1.6 i	X 16 SZ	03.93 - 08.96	1598	B	52 kW	1474	62
ASTRA Mk III (F) Cabriolet (T92) 1.8 16V	C 18 XEL	11.94 - 03.01	1799	B	85 kW	1477	78
ASTRA Mk III (F) Cabriolet (T92) 1.8 16V	X 18 XE	11.94 - 03.01	1799	B	85 kW	1476	77
ASTRA Mk III (F) Cabriolet (T92) 1.8 i (F08)	C 18 NZ	09.91 - 02.98	1796	B	66 kW	1479	95
ASTRA Mk III (F) Cabriolet (T92) 1.8	C 18 XE	09.94 - 08.96	1799	B	92 kW	1477	78
ASTRA Mk III (F) Cabriolet (T92) 2.0 i 16V	X 20 XEV	01.94 - 02.98	1998	B	100 kW	1480	102
ASTRA Mk III (F) Cabriolet (T92) 2.0 i	C 20 NE	03.93 - 10.94	1998	B	85 kW	1480	101
ASTRA Mk III (F) Kombi (T92) 1.4 i 16V	X 14 XE	02.96 - 01.98	1389	B	66 kW	1470	34
ASTRA Mk III (F) Kombi (T92) 1.4 i	C 14 NZ	09.91 - 02.98	1389	B	44 kW	1470	31
ASTRA Mk III (F) Kombi (T92) 1.4 i	C 14 SE	03.91 - 02.98	1389	B	60 kW	1470	32
ASTRA Mk III (F) Kombi (T92) 1.4 i	X 14 NZ	09.91 - 02.98	1389	B	44 kW	1471	36
ASTRA Mk III (F) Kombi (T92) 1.6 Si	C 16 SE	03.91 - 12.94	1598	B	74 kW	1471	40
ASTRA Mk III (F) Kombi (T92) 1.6 i 16V	X 16 XEL	01.94 - 02.98	1598	B	74 kW	1473	49
ASTRA Mk III (F) Kombi (T92) 1.6 i	C 16 NZ	09.91 - 12.98	1598	B	55 kW	1471	39
ASTRA Mk III (F) Kombi (T92) 1.6 i	E 16 NZ	09.91 - 12.98	1598	B	55 kW	1471	39

			<b>ccm</b>		<b>kw</b>		<b>1</b>	<b>POS</b>
ASTRA Mk III (F) Kombi (T92) 1.6 i	X 16 SZR	09.91 - 12.98	1598	B	55 kW	1471	40	
ASTRA Mk III (F) Kombi (T92) 1.6 i	X 16 SZ	07.94 - 02.98	1598	B	52 kW	1474	62	
ASTRA Mk III (F) Kombi (T92) 1.7 D	17 DR	03.91 - 12.94	1699	D	44 kW	1477	81	
ASTRA Mk III (F) Kombi (T92) 1.7 D	17 D	12.91 - 02.98	1699	D	42 kW	1477	81	
ASTRA Mk III (F) Kombi (T92) 1.7 TD	17 DT (TC4EE1)	12.91 - 02.98	1686	D	60 kW	1473	53	
ASTRA Mk III (F) Kombi (T92) 1.7 TD	X 17 DTL	01.94 - 02.98	1699	D	50 kW	1477	81	
ASTRA Mk III (F) Kombi (T92) 1.8 i 16V	C 18 XEL	09.94 - 02.98	1799	B	85 kW	1477	78	
ASTRA Mk III (F) Kombi (T92) 1.8 i 16V	C 18 XE	09.94 - 02.98	1799	B	92 kW	1477	78	
ASTRA Mk III (F) Kombi (T92) 1.8 i 16V	X 18 XE	09.94 - 02.98	1799	B	85 kW	1476	77	
ASTRA Mk III (F) Kombi (T92) 1.8 i	C 18 NZ	09.91 - 02.98	1796	B	66 kW	1479	95	
ASTRA Mk III (F) Kombi (T92) 2.0 i 16V	X 20 XEV	01.94 - 02.98	1998	B	100 kW	1480	102	
ASTRA Mk III (F) Kombi (T92) 2.0 i	C 20 NE	09.91 - 02.98	1998	B	85 kW	1480	101	
ASTRA Mk III (F) Stufenheck (T92) 1.4 i 16V	X 14 XE	02.96 - 09.98	1389	B	66 kW	1470	34	
ASTRA Mk III (F) Stufenheck (T92) 1.4 i	C 14 NZ	04.92 - 09.98	1389	B	44 kW	1470	31	
ASTRA Mk III (F) Stufenheck (T92) 1.4 i	C 14 SE	04.92 - 09.98	1389	B	60 kW	1470	32	
ASTRA Mk III (F) Stufenheck (T92) 1.6 i 16V	X 16 XEL	08.94 - 09.98	1598	B	74 kW	1473	49	
ASTRA Mk III (F) Stufenheck (T92) 1.6 i	C 16 NZ	03.92 - 09.98	1598	B	55 kW	1471	39	
ASTRA Mk III (F) Stufenheck (T92) 1.6 i	C 16 SE	05.92 - 12.94	1598	B	74 kW	1471	40	
ASTRA Mk III (F) Stufenheck (T92) 1.6 i	X 16 SZR	03.92 - 09.98	1598	B	55 kW	1471	40	
ASTRA Mk III (F) Stufenheck (T92) 1.6 i	X 16 SZ	08.94 - 07.96	1598	B	52 kW	1474	62	
ASTRA Mk III (F) Stufenheck (T92) 1.7 D	17 DR	07.92 - 09.98	1699	D	44 kW	1477	81	
ASTRA Mk III (F) Stufenheck (T92) 1.7 D	17 D	03.92 - 09.92	1699	D	42 kW	1477	81	
ASTRA Mk III (F) Stufenheck (T92) 1.7 TD	17 DT (TC4EE1)	12.91 - 09.98	1686	D	60 kW	1473	53	
ASTRA Mk III (F) Stufenheck (T92) 1.7 TD	X 17 DTL	08.94 - 09.98	1699	D	50 kW	1477	81	
ASTRA Mk III (F) Stufenheck (T92) 1.8 i 16V	18 SE	09.95 - 02.98	1796	B	82 kW	1479	94	
ASTRA Mk III (F) Stufenheck (T92) 1.8 i 16V	C 18 XEL	01.94 - 12.96	1799	B	85 kW	1477	78	
ASTRA Mk III (F) Stufenheck (T92) 1.8 i 16V	C 18 XE	06.93 - 10.94	1799	B	92 kW	1477	78	
ASTRA Mk III (F) Stufenheck (T92) 1.8 i	C 18 NZ	03.92 - 09.98	1796	B	66 kW	1479	95	
ASTRA Mk III (F) Stufenheck (T92) 2.0 i 16V	X 20 XEV	02.95 - 09.98	1998	B	100 kW	1480	102	
ASTRA Mk III (F) Stufenheck (T92) 2.0 i	C 20 NE	03.92 - 09.98	1998	B	85 kW	1480	101	
ASTRA Mk IV (G) CC (T98) 1.4 16V (F08, F48)	X 14 XE	02.98 - 05.05	1389	B	66 kW	1470	34	
ASTRA Mk IV (G) CC (T98) 1.4 16V (F08, F48)	Z 14 XE	02.98 - 05.05	1389	B	66 kW	1471	35	
ASTRA Mk IV (G) CC (T98) 1.4 16V Dualfuel (F08, F48)	X 14 XE	09.99 - 06.03	1389	B/G	66 kW	1470	34	
ASTRA Mk IV (G) CC (T98) 1.4 16V Dualfuel (F08, F48)	Z 14 XE	09.99 - 06.03	1389	B/G	66 kW	1471	35	
ASTRA Mk IV (G) CC (T98) 1.6 (F08, F48)	X 16 SZR	02.98 - 09.00	1598	B	55 kW	1471	40	
ASTRA Mk IV (G) CC (T98) 1.6 (F08, F48)	Z 16 SE	09.00 - 05.05	1598	B	62 kW	1472	46	
ASTRA Mk IV (G) CC (T98) 1.6 (F08, F48)	Z 16 XEP	12.02 - 05.05	1598	B	76 kW	1474	58	
ASTRA Mk IV (G) CC (T98) 1.6 16V (F08, F48)	X 16 XEL	02.98 - 05.05	1598	B	74 kW	1473	49	
ASTRA Mk IV (G) CC (T98) 1.6 16V (F08, F48)	Z 16 XE	02.98 - 05.05	1598	B	74 kW	1472	47	
ASTRA Mk IV (G) CC (T98) 1.6 Dualfuel (F08)	Z 16 SE	07.00 - 05.05	1598	B/G	62 kW	1472	46	
ASTRA Mk IV (G) CC (T98) 1.6 Dualfuel (F08, F48)	X 16 SZR	02.98 - 12.00	1598	B/G	55 kW	1471	40	
ASTRA Mk IV (G) CC (T98) 1.6 Dualfuel (F08, F48)	X 16 XEL	09.99 - 08.04	1598	B/G	74 kW	1473	49	
ASTRA Mk IV (G) CC (T98) 1.6 Dualfuel (F08, F48)	Z 16 SE	09.02 - 05.05	1598	B/G	63 kW	1472	46	
ASTRA Mk IV (G) CC (T98) 1.6 Dualfuel (F08, F48)	Z 16 XE	09.02 - 05.05	1598	B/G	63 kW	1472	47	
ASTRA Mk IV (G) CC (T98) 1.6 Dualfuel (F08, F48)	Z 16 XE	09.99 - 08.04	1598	B/G	74 kW	1472	47	
ASTRA Mk IV (G) CC (T98) 1.7 CDTI 16V (F08, F48)	Z 17 DTL	04.03 - 05.05	1686	D	59 kW	1472	45	
ASTRA Mk IV (G) CC (T98) 1.7 DTI 16V (F08, F48)	Y 17 DT	02.00 - 05.05	1686	D	55 kW	1472	45	
ASTRA Mk IV (G) CC (T98) 1.7 TD (F08, F48)	X 17 DTL	02.98 - 08.00	1699	D	50 kW	1477	81	
ASTRA Mk IV (G) CC (T98) 1.8 16V (F08, F48)	X 18 XE1	02.98 - 09.00	1796	B	85 kW	1476	75	
ASTRA Mk IV (G) CC (T98) 1.8 16V (F08, F48)	Z 18 XE	09.00 - 05.05	1796	B	92 kW	1476	75	
ASTRA Mk IV (G) CC (T98) 1.8 16V Dualfuel (F08, F48)	Z 18 XE	09.02 - 05.05	1796	B/G	87 kW	1476	75	
ASTRA Mk IV (G) CC (T98) 1.8 16V Dualfuel (F08, F48)	Z 18 XE	07.02 - 12.03	1796	B/G	92 kW	1476	75	
ASTRA Mk IV (G) CC (T98) 2.0 (F08)	Z 20 LET	08.02 - 05.05	1998	B	147 kW	1480	102	
ASTRA Mk IV (G) CC (T98) 2.0 16V (F08)	X 20 XEV	02.98 - 05.05	1998	B	100 kW	1480	102	
ASTRA Mk IV (G) CC (T98) 2.0 DI (F48)	X 20 DTL	02.98 - 05.05	1995	D	60 kW	1478	88	
ASTRA Mk IV (G) CC (T98) 2.0 DI (F48)	Y 20 DTL	02.98 - 05.05	1995	D	60 kW	1479	91	
ASTRA Mk IV (G) CC (T98) 2.0 DTI 16V (F48)	X 20 DTH	08.99 - 05.05	1995	D	74 kW	1478	88	
ASTRA Mk IV (G) CC (T98) 2.0 DTI 16V (F48)	Y 20 DTH	08.99 - 05.05	1995	D	74 kW	1478	88	
ASTRA Mk IV (G) CC (T98) 2.0 SRI Turbo (F08)	Z 20 LET	11.01 - 05.05	1998	B	141 kW	1480	102	
ASTRA Mk IV (G) CC (T98) 2.2 16V (F08, F48)	Z 22 SE	03.01 - 05.05	2198	B	108 kW	1480	103	
ASTRA Mk IV (G) Cabriolet (T98) 1.6 16V	Z 16 XEP	03.03 - 10.05	1598	B	76 kW	1474	58	
ASTRA Mk IV (G) Cabriolet (T98) 1.6 16V	Z 16 XE	03.01 - 10.05	1598	B	74 kW	1472	47	










							
ASTRA Mk IV (G) Cabriolet (T98) 1.8 16V	Z 18 XE	03.01 - 10.05	1796	B	92 kW	1476	75
ASTRA Mk IV (G) Cabriolet (T98) 2.0 Turbo	Z 20 LET	03.02 - 10.05	1998	B	141 kW	1480	102
ASTRA Mk IV (G) Cabriolet (T98) 2.0	Z 20 LER	09.02 - 10.05	1998	B	147 kW	1480	102
ASTRA Mk IV (G) Cabriolet (T98) 2.0	Z 20 LET	09.02 - 10.05	1998	B	147 kW	1480	102
ASTRA Mk IV (G) Cabriolet (T98) 2.2 16V	Z 22 SE	03.01 - 10.05	2198	B	108 kW	1480	103
ASTRA Mk IV (G) Coupe (T98) 1.6 16V	Z 16 XEP	03.00 - 08.05	1598	B	76 kW	1474	58
ASTRA Mk IV (G) Coupe (T98) 1.8 16V Dualfuel	Z 18 XE	09.02 - 08.05	1796	B/G	87 kW	1476	75
ASTRA Mk IV (G) Coupe (T98) 1.8 16V Dualfuel	Z 18 XE	07.02 - 08.04	1796	B/G	92 kW	1476	75
ASTRA Mk IV (G) Coupe (T98) 1.8 16V	X 18 XE1	03.00 - 08.05	1796	B	85 kW	1476	75
ASTRA Mk IV (G) Coupe (T98) 1.8 16V	Z 18 XEL	03.00 - 08.05	1796	B	85 kW	1476	75
ASTRA Mk IV (G) Coupe (T98) 1.8 16V	Z 18 XE	09.00 - 08.05	1796	B	92 kW	1476	75
ASTRA Mk IV (G) Coupe (T98) 2.0 16V Turbo	Z 20 LET	09.00 - 08.05	1998	B	140 kW	1480	102
ASTRA Mk IV (G) Coupe (T98) 2.2 16V	Z 22 SE	03.00 - 08.05	2198	B	108 kW	1480	103
ASTRA Mk IV (G) Kombi (T98) 1.4 16V Dualfuel	X 14 XE	09.99 - 06.03	1389	B/G	66 kW	1470	34
ASTRA Mk IV (G) Kombi (T98) 1.4 16V Dualfuel	Z 14 XE	09.99 - 06.03	1389	B/G	66 kW	1471	35
ASTRA Mk IV (G) Kombi (T98) 1.4 16V	X 14 XE	02.98 - 05.05	1389	B	66 kW	1470	34
ASTRA Mk IV (G) Kombi (T98) 1.4 16V	Z 14 XE	02.98 - 05.05	1389	B	66 kW	1471	35
ASTRA Mk IV (G) Kombi (T98) 1.6 16V	X 16 XEL	03.98 - 04.04	1598	B	74 kW	1473	49
ASTRA Mk IV (G) Kombi (T98) 1.6 16V	Z 16 XE	03.98 - 04.04	1598	B	74 kW	1472	47
ASTRA Mk IV (G) Kombi (T98) 1.6 Dualfuel	X 16 SZR	02.98 - 12.00	1598	B/G	55 kW	1471	40
ASTRA Mk IV (G) Kombi (T98) 1.6 Dualfuel	X 16 XEL	09.99 - 08.04	1598	B/G	74 kW	1473	49
ASTRA Mk IV (G) Kombi (T98) 1.6 Dualfuel	Z 16 SE	03.98 - 04.04	1598	B/G	63 kW	1472	46
ASTRA Mk IV (G) Kombi (T98) 1.6 Dualfuel	Z 16 SE	07.00 - 05.05	1598	B/G	62 kW	1472	46
ASTRA Mk IV (G) Kombi (T98) 1.6 Dualfuel	Z 16 XE	03.98 - 04.04	1598	B/G	63 kW	1472	47
ASTRA Mk IV (G) Kombi (T98) 1.6 Dualfuel	Z 16 XE	09.99 - 08.04	1598	B/G	74 kW	1472	47
ASTRA Mk IV (G) Kombi (T98) 1.6	X 16 SZR	03.98 - 04.04	1598	B	55 kW	1471	40
ASTRA Mk IV (G) Kombi (T98) 1.6	Z 16 SE	03.98 - 04.04	1598	B	62 kW	1472	46
ASTRA Mk IV (G) Kombi (T98) 1.6	Z 16 XEP	12.02 - 05.05	1598	B	76 kW	1474	58
ASTRA Mk IV (G) Kombi (T98) 1.7 CDTI 16V	Z 17 DTL	04.03 - 05.05	1686	D	59 kW	1472	45
ASTRA Mk IV (G) Kombi (T98) 1.7 DTI 16V	Y 17 DT	02.00 - 05.05	1686	D	55 kW	1472	45
ASTRA Mk IV (G) Kombi (T98) 1.7 TD	X 17 DTL	02.98 - 08.00	1699	D	50 kW	1477	81
ASTRA Mk IV (G) Kombi (T98) 1.8 16V Dualfuel	Z 18 XE	09.02 - 05.05	1796	B/G	87 kW	1476	75
ASTRA Mk IV (G) Kombi (T98) 1.8 16V Dualfuel	Z 18 XE	07.02 - 12.03	1796	B/G	92 kW	1476	75
ASTRA Mk IV (G) Kombi (T98) 1.8 16V	X 18 XE1	02.98 - 08.00	1796	B	85 kW	1476	75
ASTRA Mk IV (G) Kombi (T98) 1.8 16V	Z 18 XE	09.00 - 05.05	1796	B	92 kW	1476	75
ASTRA Mk IV (G) Kombi (T98) 2.0 DI	X 20 DTL	03.98 - 04.04	1995	D	60 kW	1478	88
ASTRA Mk IV (G) Kombi (T98) 2.0 DI	Y 20 DTL	03.98 - 04.04	1995	D	60 kW	1479	91
ASTRA Mk IV (G) Kombi (T98) 2.0 DTI 16V	X 20 DTH	03.98 - 04.04	1995	D	74 kW	1478	88
ASTRA Mk IV (G) Kombi (T98) 2.0 DTI 16V	Y 20 DTH	03.98 - 04.04	1995	D	74 kW	1478	88
ASTRA Mk IV (G) Kombi (T98) 2.2 16V	Z 22 SE	03.01 - 05.05	2198	B	108 kW	1480	103
ASTRA Mk IV (G) Stufenheck (T98) 1.4 16V	X 14 XE	09.98 - 05.05	1389	B	66 kW	1470	34
ASTRA Mk IV (G) Stufenheck (T98) 1.4 16V	Z 14 XE	09.98 - 05.05	1389	B	66 kW	1471	35
ASTRA Mk IV (G) Stufenheck (T98) 1.6 16V	C 16 SEL	09.98 - 05.05	1598	B	74 kW	1473	48
ASTRA Mk IV (G) Stufenheck (T98) 1.6 16V	X 16 XEL	09.98 - 05.05	1598	B	74 kW	1473	49
ASTRA Mk IV (G) Stufenheck (T98) 1.6 16V	Z 16 XEP	09.98 - 05.05	1598	B	74 kW	1474	58
ASTRA Mk IV (G) Stufenheck (T98) 1.6 16V	Z 16 XE	09.98 - 05.05	1598	B	74 kW	1472	47
ASTRA Mk IV (G) Stufenheck (T98) 1.6 Dualfuel	X 16 XEL	09.99 - 08.04	1598	B/G	74 kW	1473	49
ASTRA Mk IV (G) Stufenheck (T98) 1.6 Dualfuel	Z 16 SE	09.02 - 05.05	1598	B/G	63 kW	1472	46
ASTRA Mk IV (G) Stufenheck (T98) 1.6 Dualfuel	Z 16 SE	07.00 - 05.05	1598	B/G	62 kW	1472	46
ASTRA Mk IV (G) Stufenheck (T98) 1.6 Dualfuel	Z 16 XE	09.02 - 05.05	1598	B/G	63 kW	1472	47
ASTRA Mk IV (G) Stufenheck (T98) 1.6 Dualfuel	Z 16 XE	09.99 - 08.04	1598	B/G	74 kW	1472	47
ASTRA Mk IV (G) Stufenheck (T98) 1.6	X 16 SZR	09.98 - 09.00	1598	B	55 kW	1471	40
ASTRA Mk IV (G) Stufenheck (T98) 1.6	Z 16 SE	09.00 - 05.05	1598	B	62 kW	1472	46
ASTRA Mk IV (G) Stufenheck (T98) 1.7 CDTI 16V	Z 17 DTL	04.03 - 05.05	1686	D	59 kW	1472	45
ASTRA Mk IV (G) Stufenheck (T98) 1.7 DTI 16V	Y 17 DT	02.00 - 05.05	1686	D	55 kW	1472	45
ASTRA Mk IV (G) Stufenheck (T98) 1.7 TD	X 17 DTL	09.98 - 08.00	1699	D	50 kW	1477	81
ASTRA Mk IV (G) Stufenheck (T98) 1.8 16V Dualfuel	Z 18 XE	02.98 - 07.04	1796	B/G	87 kW	1476	75
ASTRA Mk IV (G) Stufenheck (T98) 1.8 16V Dualfuel	Z 18 XE	07.02 - 12.03	1796	B/G	92 kW	1476	75
ASTRA Mk IV (G) Stufenheck (T98) 1.8 16V	X 18 XE1	02.98 - 07.04	1796	B	85 kW	1476	75
ASTRA Mk IV (G) Stufenheck (T98) 1.8 16V	Z 18 XE	02.98 - 07.04	1796	B	92 kW	1476	75
ASTRA Mk IV (G) Stufenheck (T98) 2.0 16V	X 20 XEV	09.98 - 05.05	1998	B	100 kW	1480	102
ASTRA Mk IV (G) Stufenheck (T98) 2.0 DI	X 20 DTL	02.98 - 07.04	1995	D	60 kW	1478	88

			<b>ccm</b>		<b>kw</b>		<b>1</b> POS
ASTRA Mk IV (G) Stufenheck (T98) 2.0 DI	Y 20 DTL	02.98 - 07.04	1995	D	60 kW	1479	91
ASTRA Mk IV (G) Stufenheck (T98) 2.0 DTI 16V	X 20 DTH	02.98 - 07.04	1995	D	74 kW	1478	88
ASTRA Mk IV (G) Stufenheck (T98) 2.0 DTI 16V	Y 20 DTH	02.98 - 07.04	1995	D	74 kW	1478	88
ASTRA Mk V (H) (A04) 1.3 CDTi (L48)	Z 13 DTH	01.04 - 05.09	1248	D	66 kW	1466	5
ASTRA Mk V (H) (A04) 1.4 (L48)	Z 14 XEP	01.04 - 05.09	1364	B	66 kW	1468	18
ASTRA Mk V (H) (A04) 1.6 (L48)	A 16 XER	01.04 - 05.09	1598	B	85 kW	1474	61
ASTRA Mk V (H) (A04) 1.6 (L48)	Z 16 XE1	01.04 - 05.09	1598	B	77 kW	1474	61
ASTRA Mk V (H) (A04) 1.6 (L48)	Z 16 XEP	01.04 - 05.09	1598	B	77 kW	1474	58
ASTRA Mk V (H) (A04) 1.6 (L48)	Z 16 XER	01.04 - 05.09	1598	B	85 kW	1474	61
ASTRA Mk V (H) (A04) 1.6 Turbo (L48)	A 16 LET	09.06 - 09.09	1598	B	132 kW	1474	61
ASTRA Mk V (H) (A04) 1.6 Turbo (L48)	Z 16 LET	09.06 - 09.09	1598	B	132 kW	1474	57
ASTRA Mk V (H) (A04) 1.7 CDTi (L48)	Z 17 DTH	01.04 - 05.09	1686	D	74 kW	1472	45
ASTRA Mk V (H) (A04) 1.7 CDTi (L48)	Z 17 DTL	01.04 - 05.09	1686	D	59 kW	1472	45
ASTRA Mk V (H) (A04) 1.7 CDTi (L48)	A 17 DTJ	01.04 - 03.11	1686	D	81 kW	1474	56
ASTRA Mk V (H) (A04) 1.7 CDTi (L48)	Z 17 DTJ	01.04 - 03.11	1686	D	81 kW	1474	56
ASTRA Mk V (H) (A04) 1.8 (L48)	A 18 XER	01.04 - 05.09	1796	B	103 kW	1476	76
ASTRA Mk V (H) (A04) 1.8 (L48)	Z 18 XER	01.04 - 05.09	1796	B	103 kW	1476	76
ASTRA Mk V (H) (A04) 1.8 (L48)	Z 18 XE	01.04 - 05.09	1796	B	92 kW	1476	75
ASTRA Mk V (H) (A04) 1.9 CDTi (L48)	Z 19 DTH	01.04 - 05.09	1910	D	110 kW	1477	80
ASTRA Mk V (H) (A04) 1.9 CDTi (L48)	Z 19 DT	01.04 - 05.09	1910	D	88 kW	1477	79
ASTRA Mk V (H) (A04) 1.9 CDTi 16V (L48)	Z 19 DTJ	01.04 - 05.09	1910	D	88 kW	1477	80
ASTRA Mk V (H) (A04) 2.0 Turbo (L48)	Z 20 LEH	01.04 - 05.09	1998	B	177 kW	1480	102
ASTRA Mk V (H) (A04) 2.0 Turbo (L48)	Z 20 LEL	01.04 - 05.09	1998	B	125 kW	1481	105
ASTRA Mk V (H) (A04) 2.0 Turbo (L48)	Z 20 LER	01.04 - 05.09	1998	B	147 kW	1480	102
ASTRA Mk V (H) Kombi (A04) 1.3 CDTi (L35)	Z 13 DTH	08.04 - 03.09	1248	D	66 kW	1466	5
ASTRA Mk V (H) Kombi (A04) 1.4 (L35)	Z 14 XEP	08.04 - 03.09	1364	B	66 kW	1468	18
ASTRA Mk V (H) Kombi (A04) 1.6 (L35)	A 16 LET	08.04 - 03.09	1598	B	132 kW	1474	61
ASTRA Mk V (H) Kombi (A04) 1.6 (L35)	A 16 XER	08.04 - 03.11	1598	B	85 kW	1474	61
ASTRA Mk V (H) Kombi (A04) 1.6 (L35)	Z 16 LET	08.04 - 03.09	1598	B	132 kW	1474	57
ASTRA Mk V (H) Kombi (A04) 1.6 (L35)	Z 16 XE1	08.04 - 03.09	1598	B	77 kW	1474	61
ASTRA Mk V (H) Kombi (A04) 1.6 (L35)	Z 16 XEP	08.04 - 03.09	1598	B	77 kW	1474	58
ASTRA Mk V (H) Kombi (A04) 1.6 (L35)	Z 16 XER	08.04 - 03.11	1598	B	85 kW	1474	61
ASTRA Mk V (H) Kombi (A04) 1.7 CDTi (L35)	Z 17 DTL	08.04 - 05.09	1686	D	59 kW	1472	45
ASTRA Mk V (H) Kombi (A04) 1.7 CDTi (L35)	A 17 DTJ	08.04 - 10.12	1686	D	81 kW	1474	56
ASTRA Mk V (H) Kombi (A04) 1.7 CDTi (L35)	Z 17 DTH	08.04 - 03.09	1686	D	74 kW	1472	45
ASTRA Mk V (H) Kombi (A04) 1.7 CDTi (L35)	Z 17 DTJ	08.04 - 10.12	1686	D	81 kW	1474	56
ASTRA Mk V (H) Kombi (A04) 1.8 (L35)	A 18 XER	12.05 - 10.10	1796	B	103 kW	1476	76
ASTRA Mk V (H) Kombi (A04) 1.8 (L35)	Z 18 XER	12.05 - 10.10	1796	B	103 kW	1476	76
ASTRA Mk V (H) Kombi (A04) 1.8 (L35)	Z 18 XE	10.04 - 03.09	1796	B	92 kW	1476	75
ASTRA Mk V (H) Kombi (A04) 1.9 CDTi (L35)	Z 19 DTH	08.04 - 03.09	1910	D	110 kW	1477	80
ASTRA Mk V (H) Kombi (A04) 1.9 CDTi (L35)	Z 19 DT	08.04 - 03.09	1910	D	88 kW	1477	79
ASTRA Mk V (H) Kombi (A04) 1.9 CDTi 16V (L35)	Z 19 DTJ	08.04 - 03.09	1910	D	88 kW	1477	80
ASTRA Mk V (H) Kombi (A04) 2.0 Turbo (L35)	Z 20 LEL	08.04 - 10.10	1998	B	125 kW	1481	105
ASTRA Mk V (H) Kombi (A04) 2.0 Turbo (L35)	Z 20 LER	08.04 - 10.10	1998	B	147 kW	1480	102
ASTRA Mk V (H) Sport Hatch (A04) 1.3 CDTi (L08)	Z 13 DTH	04.05 - 11.10	1248	D	66 kW	1466	5
ASTRA Mk V (H) Sport Hatch (A04) 1.4 i 16V (L08)	Z 14 XEP	03.05 - 11.10	1364	B	66 kW	1468	18
ASTRA Mk V (H) Sport Hatch (A04) 1.6 (L08)	A 16 LET	10.06 - 11.10	1598	B	132 kW	1474	61
ASTRA Mk V (H) Sport Hatch (A04) 1.6 (L08)	Z 16 LET	10.06 - 11.10	1598	B	132 kW	1474	57
ASTRA Mk V (H) Sport Hatch (A04) 1.6 (L08)	Z 16 XEP	02.05 - 11.10	1598	B	77 kW	1474	58
ASTRA Mk V (H) Sport Hatch (A04) 1.6 i 16V (L08)	A 16 XER	12.06 - 11.10	1598	B	85 kW	1474	61
ASTRA Mk V (H) Sport Hatch (A04) 1.6 i 16V (L08)	Z 16 XER	12.06 - 11.10	1598	B	85 kW	1474	61
ASTRA Mk V (H) Sport Hatch (A04) 1.7 CDTi (L08)	A 17 DTJ	02.07 - 11.09	1686	D	81 kW	1474	56
ASTRA Mk V (H) Sport Hatch (A04) 1.7 CDTi (L08)	Z 17 DTH	02.05 - 11.10	1686	D	74 kW	1472	45
ASTRA Mk V (H) Sport Hatch (A04) 1.7 CDTi (L08)	Z 17 DTJ	02.07 - 11.09	1686	D	81 kW	1474	56
ASTRA Mk V (H) Sport Hatch (A04) 1.8 (L08)	Z 18 XE	02.05 - 11.10	1796	B	92 kW	1476	75
ASTRA Mk V (H) Sport Hatch (A04) 1.8 i 16V (L08)	A 18 XER	03.07 - 11.10	1796	B	103 kW	1476	76
ASTRA Mk V (H) Sport Hatch (A04) 1.8 i 16V (L08)	Z 18 XER	03.07 - 11.10	1796	B	103 kW	1476	76
ASTRA Mk V (H) Sport Hatch (A04) 1.9 CDTi (L08)	Z 19 DTH	02.05 - 11.10	1910	D	110 kW	1477	80
ASTRA Mk V (H) Sport Hatch (A04) 1.9 CDTi (L08)	Z 19 DTL	08.05 - 11.10	1910	D	74 kW	1477	79
ASTRA Mk V (H) Sport Hatch (A04) 1.9 CDTi (L08)	Z 19 DT	02.05 - 11.10	1910	D	88 kW	1477	79
ASTRA Mk V (H) Sport Hatch (A04) 2.0 Turbo (L08)	Z 20 LEL	02.05 - 11.10	1998	B	125 kW	1481	105
ASTRA Mk V (H) Sport Hatch (A04) 2.0 VXR (L08)	Z 20 LEH	02.09 - 11.10	1998	B	176 kW	1480	102

















ASTRA Mk V (H) TwinTop (A04) 1.6 (L67)	Z 16 XEP	09.05 - 11.10	1598	B	77 kW	1474	58
ASTRA Mk V (H) TwinTop (A04) 1.6 i 16V (L67)	A 16 XER	10.06 - 08.11	1598	B	85 kW	1474	61
ASTRA Mk V (H) TwinTop (A04) 1.6 i 16V (L67)	Z 16 XER	10.06 - 08.11	1598	B	85 kW	1474	61
ASTRA Mk V (H) TwinTop (A04) 1.8 (L67)	A 18 XER	05.08 - 11.10	1796	B	103 kW	1476	76
ASTRA Mk V (H) TwinTop (A04) 1.8 (L67)	Z 18 XER	05.08 - 11.10	1796	B	103 kW	1476	76
ASTRA Mk V (H) TwinTop (A04) 1.9 CDTi (L67)	Z 19 DTH	01.06 - 11.10	1910	D	110 kW	1477	80
ASTRA Mk V (H) TwinTop (A04) 2.0 (L67)	Z 20 LEL	02.06 - 11.10	1998	B	125 kW	1481	105
ASTRA Mk V (H) TwinTop (A04) 2.0 Turbo (L67)	Z 20 LER	01.06 - 11.10	1998	B	147 kW	1480	102
ASTRA Mk VI (J) (P10) 1.3 CDTi	A 13 DTE	12.09 - 10.15	1248	D	70 kW	1466	3
ASTRA Mk VI (J) (P10) 1.4 Turbo	A 14 NEL	08.10 - 10.15	1364	B	88 kW	1467	13
ASTRA Mk VI (J) (P10) 1.4 Turbo	A 14 NET	12.09 - 10.15	1364	B	103 kW	1467	13
ASTRA Mk VI (J) (P10) 1.4 Turbo	B 14 NEL	08.10 - 10.15	1364	B	88 kW	1467	11
ASTRA Mk VI (J) (P10) 1.4 Turbo	B 14 NET	12.09 - 10.15	1364	B	103 kW	1467	11
ASTRA Mk VI (J) (P10) 1.4	A 14 XEL	12.09 - 10.15	1398	B	64 kW	1468	18
ASTRA Mk VI (J) (P10) 1.4	A 14 XER	12.09 - 10.15	1398	B	74 kW	1468	18
ASTRA Mk VI (J) (P10) 1.4	B 14 XER	12.09 - 10.15	1398	B	74 kW	1468	16
ASTRA Mk VI (J) (P10) 1.6 Turbo	A 16 LET	12.09 - 10.15	1598	B	132 kW	1474	61
ASTRA Mk VI (J) (P10) 1.6	A 16 XER	12.09 - 10.15	1598	B	85 kW	1474	61
ASTRA Mk VI (J) (P10) 1.7 CDTi	A 17 DTL	10.10 - 10.15	1686	D	74 kW	1474	56
ASTRA Mk VI (J) (P10) 1.7 CDTi	A 17 DTC	12.09 - 10.15	1686	D	81 kW	1474	56
ASTRA Mk VI (J) (P10) 1.7 CDTi	A 17 DTE	12.09 - 10.15	1686	D	81 kW	1474	56
ASTRA Mk VI (J) (P10) 1.7 CDTi	A 17 DTF	06.11 - 10.15	1686	D	96 kW	1474	56
ASTRA Mk VI (J) (P10) 1.7 CDTi	A 17 DTJ	12.09 - 10.15	1686	D	81 kW	1474	56
ASTRA Mk VI (J) (P10) 1.7 CDTi	A 17 DTR	12.09 - 10.15	1686	D	92 kW	1474	56
ASTRA Mk VI (J) (P10) 1.7 CDTi	A 17 DTS	06.11 - 10.15	1686	D	96 kW	1474	56
ASTRA Mk VI (J) (P10) 2.0 CDTi	A 20 DTH	08.11 - 10.15	1956	D	121 kW	1478	85
ASTRA Mk VI (J) (P10) 2.0 CDTi	A 20 DTH	12.09 - 06.11	1956	D	118 kW	1478	85
ASTRA Mk VI (J) GTC (P10) 1.4	A 14 NEL	10.11 - 10.15	1364	B	88 kW	1467	13
ASTRA Mk VI (J) GTC (P10) 1.4	A 14 NET	10.11 - 10.15	1364	B	103 kW	1467	13
ASTRA Mk VI (J) GTC (P10) 1.4	A 14 XER	10.11 - 10.15	1398	B	74 kW	1468	18
ASTRA Mk VI (J) GTC (P10) 1.4	B 14 NEL	10.11 - 10.15	1364	B	88 kW	1467	11
ASTRA Mk VI (J) GTC (P10) 1.4	B 14 NET	10.11 - 10.15	1364	B	103 kW	1467	11
ASTRA Mk VI (J) GTC (P10) 1.4	B 14 XER	10.11 - 10.15	1398	B	74 kW	1468	16
ASTRA Mk VI (J) GTC (P10) 1.6	A 16 LET	10.11 - 10.15	1598	B	132 kW	1474	61
ASTRA Mk VI (J) GTC (P10) 1.7 CDTi	A 17 DTC	10.11 - 10.15	1686	D	81 kW	1474	56
ASTRA Mk VI (J) GTC (P10) 1.7 CDTi	A 17 DTE	10.11 - 10.15	1686	D	81 kW	1474	56
ASTRA Mk VI (J) GTC (P10) 1.7 CDTi	A 17 DTF	10.11 - 10.15	1686	D	96 kW	1474	56
ASTRA Mk VI (J) GTC (P10) 1.7 CDTi	A 17 DTJ	10.11 - 10.15	1686	D	81 kW	1474	56
ASTRA Mk VI (J) GTC (P10) 1.7 CDTi	A 17 DTS	10.11 - 10.15	1686	D	96 kW	1474	56
ASTRA Mk VI (J) GTC (P10) 2.0 CDTi	A 20 DTH	10.11 - 10.15	1956	D	121 kW	1478	85
ASTRA Mk VI (J) GTC (P10) 2.0 VXR	A 20 NFT	04.12 - 10.15	1998	B	206 kW	1481	107
ASTRA Mk VI (J) Kombi (P10) 1.3 CDTi	A 13 DTE	10.10 - 10.15	1248	D	70 kW	1466	3
ASTRA Mk VI (J) Kombi (P10) 1.4 Turbo	A 14 NET	10.10 - 10.15	1364	B	103 kW	1467	13
ASTRA Mk VI (J) Kombi (P10) 1.4 Turbo	B 14 NET	10.10 - 10.15	1364	B	103 kW	1467	11
ASTRA Mk VI (J) Kombi (P10) 1.4	A 14 XEL	10.10 - 10.15	1398	B	64 kW	1468	18
ASTRA Mk VI (J) Kombi (P10) 1.4	A 14 XER	10.10 - 10.15	1398	B	74 kW	1468	18
ASTRA Mk VI (J) Kombi (P10) 1.4	B 14 XER	10.10 - 10.15	1398	B	74 kW	1468	16
ASTRA Mk VI (J) Kombi (P10) 1.6 Turbo	A 16 LET	10.10 - 10.15	1598	B	132 kW	1474	61
ASTRA Mk VI (J) Kombi (P10) 1.6	A 16 XER	10.10 - 10.15	1598	B	85 kW	1474	61
ASTRA Mk VI (J) Kombi (P10) 1.7 CDTi	A 17 DTC	10.10 - 10.15	1686	D	81 kW	1474	56
ASTRA Mk VI (J) Kombi (P10) 1.7 CDTi	A 17 DTE	10.10 - 10.15	1686	D	81 kW	1474	56
ASTRA Mk VI (J) Kombi (P10) 1.7 CDTi	A 17 DTF	06.11 - 10.15	1686	D	96 kW	1474	56
ASTRA Mk VI (J) Kombi (P10) 1.7 CDTi	A 17 DTJ	10.10 - 10.15	1686	D	81 kW	1474	56
ASTRA Mk VI (J) Kombi (P10) 1.7 CDTi	A 17 DTR	10.10 - 10.15	1686	D	92 kW	1474	56
ASTRA Mk VI (J) Kombi (P10) 1.7 CDTi	A 17 DTS	06.11 - 10.15	1686	D	96 kW	1474	56
ASTRA Mk VI (J) Kombi (P10) 2.0 CDTi	A 20 DTH	10.10 - 06.11	1956	D	118 kW	1478	85
ASTRA Mk VI (J) Kombi (P10) 2.0 CDTi	A 20 DTH	08.11 - 10.15	1956	D	121 kW	1478	85
ASTRA Mk VI (J) Stufenheck (P10) 1.3 CDTi	A 13 DTE	06.12 - 10.15	1248	D	70 kW	1466	3
ASTRA Mk VI (J) Stufenheck (P10) 1.4 Turbo	A 14 NET	06.12 - 10.15	1364	B	103 kW	1467	13
ASTRA Mk VI (J) Stufenheck (P10) 1.4 Turbo	B 14 NET	06.12 - 10.15	1364	B	103 kW	1467	11
ASTRA Mk VI (J) Stufenheck (P10) 1.4	A 14 XER	06.12 - 10.15	1398	B	74 kW	1468	18
ASTRA Mk VI (J) Stufenheck (P10) 1.6 Turbo	A 16 LET	06.12 - 10.15	1598	B	132 kW	1474	61

			<b>ccm</b>		<b>kw</b>		<b>1</b> POS
ASTRA Mk VI (J) Stufenheck (P10) 1.6	A 16 XER	06.12 - 10.15	1598	B	85 kW	1474	61
ASTRA Mk VI (J) Stufenheck (P10) 1.7 CDTI	A 17 DTC	06.12 - 10.15	1686	D	81 kW	1474	56
ASTRA Mk VI (J) Stufenheck (P10) 1.7 CDTI	A 17 DTE	06.12 - 10.15	1686	D	81 kW	1474	56
ASTRA Mk VI (J) Stufenheck (P10) 1.7 CDTI	A 17 DTF	06.12 - 10.15	1686	D	96 kW	1474	56
ASTRA Mk VI (J) Stufenheck (P10) 1.7 CDTI	A 17 DTJ	06.12 - 10.15	1686	D	81 kW	1474	56
ASTRA Mk VI (J) Stufenheck (P10) 1.7 CDTI	A 17 DTS	06.12 - 10.15	1686	D	96 kW	1474	56
ASTRA Mk VII (K) (B16) 1.0	B 10 XFL	07.15	998	B	77 kW	1468	19
ASTRA Mk VII (K) (B16) 1.0	B 10 XFT	07.15	999	B	77 kW	1468	19
ASTRA Mk VII (K) (B16) 1.0	D 10 XFL	07.15	999	B	77 kW	1468	19
ASTRA Mk VII (K) (B16) 1.4 Turbo	B 14 XFL	07.15	1399	B	92 kW	1468	19
ASTRA Mk VII (K) (B16) 1.4 Turbo	B 14 XFT	07.15	1399	B	92 kW	1468	19
ASTRA Mk VII (K) (B16) 1.4 Turbo	B 14 XFT	07.15	1399	B	110 kW	1468	19
ASTRA Mk VII (K) Kombi (B16) 1.0	B 10 XFL	11.15	998	B	77 kW	1468	19
ASTRA Mk VII (K) Kombi (B16) 1.0	D 10 XFL	11.15	999	B	77 kW	1468	19
ASTRA Mk VII (K) Kombi (B16) 1.4 Turbo	B 14 XFL	11.15	1399	B	92 kW	1468	19
ASTRA Mk VII (K) Kombi (B16) 1.4 Turbo	B 14 XFT	11.15	1399	B	92 kW	1468	19
ASTRA Mk VII (K) Kombi (B16) 1.4 Turbo	B 14 XFT	11.15	1399	B	110 kW	1468	19
ASTRA Mk VIII (L) Sports Tourer 1.2	HNP (EB2ADT)	10.21	1199	B	81 kW	1469	27
ASTRA Mk VIII (L) Sports Tourer 1.2	HNS (EB2ADTS)	10.21	1199	B	96 kW	1469	27
ASTRA Mk VIII (L) 1.2 (FPHNPJ)	HNP (EB2ADT)	10.21	1199	B	81 kW	1469	27
ASTRA Mk VIII (L) 1.2 (FPHNSL, FPHNSR)	HNS (EB2ADTS)	10.21	1199	B	96 kW	1469	27
ASTRAMAX (T85) 1.3 N	13 NB	08.85 - 12.89	1297	B	44 kW	1469	25
ASTRAMAX (T85) 1.3 N	13 N	08.85 - 12.89	1297	B	44 kW	1469	25
ASTRAMAX (T85) 1.3 S	13 S	08.85 - 12.89	1297	B	55 kW	1468	20
ASTRAMAX (T85) 1.4 S	14 NV	07.89 - 08.91	1389	B	55 kW	1470	30
ASTRAMAX (T85) 1.4 i	C 14 NZ	08.91 - 07.94	1389	B	44 kW	1470	31
ASTRAMAX (T85) 1.6 D	16 DA	05.86 - 06.90	1598	D	40 kW	1475	67
ASTRAMAX (T85) 1.6 i	C 16 NZ	08.91 - 10.94	1598	B	55 kW	1471	39
ASTRAMAX (T85) 1.6	16 SV	09.85 - 12.91	1598	B	60 kW	1471	39
ASTRAMAX (T85) 1.6	C 16 NZ	12.86 - 12.92	1598	B	61 kW	1471	39
ASTRAMAX (T85) 1.6	E 16 NZ	12.86 - 12.92	1598	B	61 kW	1471	39
ASTRAMAX (T85) 1.7 D	17 DR	09.85 - 06.94	1699	D	44 kW	1477	81
ASTRAMAX (T85) 1.7 D	17 D	01.89 - 07.94	1699	D	42 kW	1477	81
ASTRAVAN Mk III (F) Kasten/Kombi (T92) 1.4 i (F70)	C 14 NZ	09.91 - 08.95	1389	B	44 kW	1470	31
ASTRAVAN Mk III (F) Kasten/Kombi (T92) 1.6 i (F70)	C 16 NZ	10.91 - 08.98	1598	B	55 kW	1471	39
ASTRAVAN Mk III (F) Kasten/Kombi (T92) 1.6 i (F70)	X 16 SZ	09.94 - 08.96	1598	B	52 kW	1474	62
ASTRAVAN Mk III (F) Kasten/Kombi (T92) 1.7 D (F70)	17 DR	10.91 - 12.94	1699	D	44 kW	1477	81
ASTRAVAN Mk III (F) Kasten/Kombi (T92) 1.7 D (F70)	17 D	09.91 - 08.93	1699	D	42 kW	1477	81
ASTRAVAN Mk III (F) Kasten/Kombi (T92) 1.7 TD (F70)	17 DT (TC4EE1)	09.95 - 08.96	1686	D	60 kW	1473	53
ASTRAVAN Mk III (F) Kasten/Kombi (T92) 1.7 TD (F70)	X 17 DTL	09.94 - 08.98	1699	D	50 kW	1477	81
ASTRAVAN Mk IV (G) Kasten/Kombi (T98) 1.4 16V	X 14 XE	09.00 - 05.05	1389	B	66 kW	1470	34
ASTRAVAN Mk IV (G) Kasten/Kombi (T98) 1.4 16V	Z 14 XE	09.00 - 05.05	1389	B	66 kW	1471	35
ASTRAVAN Mk IV (G) Kasten/Kombi (T98) 1.6 Dualfuel 16V	Z 16 XEP	10.04 - 12.05	1598	B/G	77 kW	1474	58
ASTRAVAN Mk IV (G) Kasten/Kombi (T98) 1.6 Dualfuel	X 16 SZR	02.98 - 12.00	1598	B/G	55 kW	1471	40
ASTRAVAN Mk IV (G) Kasten/Kombi (T98) 1.6 Dualfuel	Z 16 SE	09.00 - 10.04	1598	B/G	62 kW	1472	46
ASTRAVAN Mk IV (G) Kasten/Kombi (T98) 1.6 Dualfuel	Z 16 XE	07.00 - 08.05	1598	B/G	74 kW	1472	47
ASTRAVAN Mk IV (G) Kasten/Kombi (T98) 1.6 i	X 16 SZR	08.98 - 09.00	1598	B	55 kW	1471	40
ASTRAVAN Mk IV (G) Kasten/Kombi (T98) 1.6 i	Z 16 SE	09.00 - 08.06	1598	B	62 kW	1472	46
ASTRAVAN Mk IV (G) Kasten/Kombi (T98) 1.7 CDTI	Z 17 DTL	07.03 - 08.06	1686	D	59 kW	1472	45
ASTRAVAN Mk IV (G) Kasten/Kombi (T98) 1.7 DTi 16V	Y 17 DT	04.01 - 08.06	1686	D	55 kW	1472	45
ASTRAVAN Mk IV (G) Kasten/Kombi (T98) 1.7 TD	X 17 DTL	08.98 - 08.06	1699	D	50 kW	1477	81
ASTRAVAN Mk IV (G) Kasten/Kombi (T98) 2.0 DI	X 20 DTL	08.98 - 08.06	1995	D	60 kW	1478	88
ASTRAVAN Mk IV (G) Kasten/Kombi (T98) 2.0 DI	Y 20 DTL	08.98 - 08.06	1995	D	60 kW	1479	91
ASTRAVAN Mk IV (G) Kasten/Kombi (T98) 2.0 DTI	Y 20 DTH	04.04 - 08.06	1995	D	74 kW	1478	88
ASTRAVAN Mk V (H) Kasten/Kombi (A04) 1.3 CDTI	Z 13 DTH	08.05	1248	D	66 kW	1466	5
ASTRAVAN Mk V (H) Kasten/Kombi (A04) 1.4 i	Z 14 XEP	03.05	1364	B	66 kW	1468	18
ASTRAVAN Mk V (H) Kasten/Kombi (A04) 1.6	Z 16 XE1	03.05	1598	B	76 kW	1474	61
ASTRAVAN Mk V (H) Kasten/Kombi (A04) 1.6	Z 16 XEP	03.05	1598	B	76 kW	1474	58
ASTRAVAN Mk V (H) Kasten/Kombi (A04) 1.7 CDTI	Z 17 DTH	03.05 - 11.11	1686	D	74 kW	1472	45
ASTRAVAN Mk V (H) Kasten/Kombi (A04) 1.7 CDTI	A 17 DTJ	06.11 - 12.13	1686	D	81 kW	1474	56
ASTRAVAN Mk V (H) Kasten/Kombi (A04) 1.7 CDTI	A 17 DTR	11.11	1686	D	92 kW	1474	56
ASTRAVAN Mk V (H) Kasten/Kombi (A04) 1.7 CDTI	Z 17 DTJ	06.11 - 12.13	1686	D	81 kW	1474	56








							
ASTRAVAN Mk V (H) Kasten/Kombi (A04) 1.7 CDTi	Z 17 DTL	03.05 - 07.06	1686	D	59 kW	1472	45
ASTRAVAN Mk V (H) Kasten/Kombi (A04) 1.7 CDTi	Z 17 DTR	11.11	1686	D	92 kW	1474	56
ASTRAVAN Mk V (H) Kasten/Kombi (A04) 1.9 CDTi	Z 19 DTH	03.05 - 11.11	1910	D	110 kW	1477	80
ASTRAVAN Mk V (H) Kasten/Kombi (A04) 1.9 CDTi	Z 19 DT	03.05 - 11.11	1910	D	88 kW	1477	79
ASTRA 1.2	12 S	10.79 - 08.84	1196	B	40 kW	1473	50
ASTRA 1.2	12 S	04.80 - 07.82	1196	B	44 kW	1473	50
CALIBRA (C89) 2.0 i 16V 4x4	C 20 XE	06.90 - 02.94	1998	B	110 kW	1481	108
CALIBRA (C89) 2.0 i 16V 4x4	X 20 XEV	02.94 - 07.97	1998	B	100 kW	1480	102
CALIBRA (C89) 2.0 i 16V	C 20 XE	06.90 - 02.94	1998	B	110 kW	1481	108
CALIBRA (C89) 2.0 i 16V	X 20 XEV	06.90 - 07.97	1998	B	100 kW	1480	102
CALIBRA (C89) 2.0 i 4x4	C 20 NE	06.90 - 07.97	1998	B	85 kW	1480	101
CALIBRA (C89) 2.0 i Turbo 4x4	C 20 LET	03.92 - 07.97	1998	B	150 kW	1481	108
CALIBRA (C89) 2.0 i	C 20 NE	06.90 - 07.97	1998	B	85 kW	1480	101
CALIBRA (C89) 2.5 i V6	C 25 XE	04.93 - 07.97	2498	B	125 kW	1477	78
CALIBRA (C89) 2.5 i V6	X 25 XE	04.93 - 07.97	2498	B	125 kW	1477	78
CARLTON Mk II Kombi 1.8 S	18 S	11.82 - 08.86	1796	B	66 kW	1479	93
CARLTON Mk II Kombi 1.8	18 N	09.81 - 08.86	1796	B	55 kW	1479	93
CARLTON Mk II Kombi 2.0	20 E	09.77 - 08.86	1979	B	81 kW	1483	121
CARLTON Mk II Stufenheck 1.8 S	18 S	12.82 - 08.86	1796	B	65 kW	1479	93
CARLTON Mk II Stufenheck 1.8	18 N	09.81 - 08.86	1796	B	55 kW	1479	93
CARLTON Mk II Stufenheck 2.0 S	C 20 NEJ	10.78 - 08.86	1998	B	74 kW	1480	101
CARLTON Mk II Stufenheck 2.0 i	20 E	01.83 - 12.84	1979	B	81 kW	1483	121
CARLTON Mk III Kombi (V87) 1.8 S	18 SV	09.86 - 03.94	1796	B	66 kW	1479	95
CARLTON Mk III Kombi (V87) 1.8 i	18 SEH	09.86 - 03.94	1796	B	85 kW	1479	95
CARLTON Mk III Kombi (V87) 1.8	E 18 NVR	09.87 - 03.94	1796	B	65 kW	1479	95
CARLTON Mk III Kombi (V87) 2.0 i	20 SE	09.86 - 03.94	1998	B	90 kW	1480	101
CARLTON Mk III Kombi (V87) 2.0	C 20 NE	09.86 - 03.94	1998	B	85 kW	1480	101
CARLTON Mk III Kombi (V87) 2.2 TD	23 YDT	09.86 - 08.88	2260	D	66 kW	1482	116
CARLTON Mk III Kombi (V87) 2.3 TD Interc.	23 DTR	09.88 - 03.94	2260	D	74 kW	1482	116
CARLTON Mk III Stufenheck (V87) 1.8 S	18 SV	09.86 - 03.94	1796	B	66 kW	1479	95
CARLTON Mk III Stufenheck (V87) 1.8 i	18 SEH	09.86 - 03.94	1796	B	85 kW	1479	95
CARLTON Mk III Stufenheck (V87) 1.8	E 18 NVR	09.87 - 03.94	1796	B	65 kW	1479	95
CARLTON Mk III Stufenheck (V87) 2.0 i	20 SE	09.86 - 03.94	1998	B	90 kW	1480	101
CARLTON Mk III Stufenheck (V87) 2.0	C 20 NEF	09.90 - 03.94	1998	B	74 kW	1480	104
CARLTON Mk III Stufenheck (V87) 2.0	C 20 NE	09.86 - 03.94	1998	B	85 kW	1480	101
CARLTON Mk III Stufenheck (V87) 2.2 TD	23 YDT	10.86 - 08.88	2260	D	66 kW	1482	116
CARLTON Mk III Stufenheck (V87) 2.3 TD Interc.	23 DTR	08.88 - 03.94	2260	D	74 kW	1482	116
CARLTON Mk III Stufenheck (V87) 3.0 3000 24V	C 30 SE	09.89 - 03.94	2969	B	150 kW	1483	122
CARLTON Mk III Stufenheck (V87) 3.6 24V Lotus	C 36 GET	08.90 - 09.92	3638	B	277 kW	1483	124
CASCADA Cabriolet (W13) 1.4	A 14 NET	02.13	1364	B	103 kW	1467	13
CASCADA Cabriolet (W13) 1.4	B 14 NET	02.13	1364	B	103 kW	1467	11
CASCADA Cabriolet (W13) 2.0 CDTi	A 20 DTH	02.13	1956	D	121 kW	1478	85
CAVALIER Mk II CC (J82) 1.3 S	13 S	09.81 - 08.88	1297	B	55 kW	1468	20
CAVALIER Mk II CC (J82) 1.6 S	16 SH	09.81 - 08.88	1598	B	66 kW	1478	86
CAVALIER Mk II CC (J82) 1.8 i	18 E	09.81 - 08.88	1796	B	85 kW	1479	92
CAVALIER Mk II CC (J82) 1.8 i	18 SE	09.81 - 08.88	1796	B	82 kW	1479	94
CAVALIER Mk II CC (J82) 1600D	16 DA	03.82 - 08.88	1598	D	40 kW	1475	67
CAVALIER Mk II CC (J82) 1600D	16 D	03.82 - 08.88	1598	D	40 kW	1475	67
CAVALIER Mk II CC (J82) 2.0 4x4	20 SEH	09.87 - 08.88	1998	B	95 kW	1480	101
CAVALIER Mk II CC (J82) 2.0 SRI 130	20 SEH	03.87 - 08.88	1998	B	95 kW	1480	101
CAVALIER Mk II CC (J82) 2.0 i Cat	C 20 NE	09.86 - 08.88	1998	B	85 kW	1480	101
CAVALIER Mk II CC (J82) 2000i	20 SE	09.86 - 08.88	1998	B	90 kW	1480	101
CAVALIER Mk II Cabriolet (J82) 1800i	18 E	08.84 - 10.88	1796	B	85 kW	1479	92
CAVALIER Mk II Cabriolet (J82) 1800i	18 SE	03.85 - 10.88	1796	B	82 kW	1479	94
CAVALIER Mk II Kombi (J82) 1.3 S	13 S	09.81 - 08.88	1297	B	55 kW	1468	20
CAVALIER Mk II Kombi (J82) 1.6 D	16 DA	03.82 - 08.88	1598	D	40 kW	1475	67
CAVALIER Mk II Kombi (J82) 1.6	16 SH	10.83 - 08.88	1598	B	66 kW	1478	86
CAVALIER Mk II Kombi (J82) 1.8 i	18 E	09.81 - 08.86	1796	B	82 kW	1479	92
CAVALIER Mk II Kombi (J82) 1.8 i	18 SE	09.81 - 08.86	1796	B	82 kW	1479	94
CAVALIER Mk II Stufenheck (J82) 1.3 S	13 S	09.81 - 08.88	1297	B	55 kW	1468	20
CAVALIER Mk II Stufenheck (J82) 1.6 D	16 D	03.82 - 08.88	1598	D	40 kW	1475	67
CAVALIER Mk II Stufenheck (J82) 1.6 N	16 N	09.81 - 08.88	1598	B	55 kW	1475	68

			<b>ccm</b>		<b>kw</b>		<b>1 POS</b>
CAVALIER Mk II Stufenheck (J82) 1.6 S	16 SH	09.81 - 08.88	1598	B	66 kW	1478	86
CAVALIER Mk II Stufenheck (J82) 1.6 i Cat	C 16 LZ	08.86 - 08.88	1598	B	55 kW	1471	39
CAVALIER Mk II Stufenheck (J82) 1.6 i Cat	C 16 NZ	08.86 - 08.88	1598	B	55 kW	1471	39
CAVALIER Mk II Stufenheck (J82) 1.6 i	E 16 NZ	08.86 - 08.88	1598	B	55 kW	1471	39
CAVALIER Mk II Stufenheck (J82) 1.8 i Cat	C 18 NE	01.85 - 08.86	1796	B	74 kW	1479	95
CAVALIER Mk II Stufenheck (J82) 1.8 i	18 E	09.81 - 08.88	1796	B	85 kW	1479	92
CAVALIER Mk II Stufenheck (J82) 1.8 i	18 SE	09.81 - 08.88	1796	B	82 kW	1479	94
CAVALIER Mk II Stufenheck (J82) 2.0 4x4	20 SEH	09.87 - 08.88	1998	B	95 kW	1480	101
CAVALIER Mk II Stufenheck (J82) 2.0 SRi 130	20 SEH	03.87 - 08.88	1998	B	95 kW	1480	101
CAVALIER Mk II Stufenheck (J82) 2.0 i Cat	C 20 NE	09.86 - 08.88	1998	B	85 kW	1480	101
CAVALIER Mk II Stufenheck (J82) 2.0 i	20 NE	09.86 - 08.88	1998	B	85 kW	1480	101
CAVALIER Mk II Stufenheck (J82) 2000i	20 SE	09.86 - 08.88	1998	B	90 kW	1480	101
CAVALIER Mk III CC (J89) 1.4 S	14 NV	09.88 - 11.95	1389	B	55 kW	1470	30
CAVALIER Mk III CC (J89) 1.6 i	C 16 NZ	09.88 - 11.95	1598	B	55 kW	1471	39
CAVALIER Mk III CC (J89) 1.6 i	E 16 NZ	09.88 - 11.95	1598	B	55 kW	1471	39
CAVALIER Mk III CC (J89) 1.6 i	X 16 SZ	09.93 - 11.95	1598	B	52 kW	1474	62
CAVALIER Mk III CC (J89) 1.6	16 SV	09.88 - 05.93	1598	B	60 kW	1471	39
CAVALIER Mk III CC (J89) 1.7 D	17 DR	07.92 - 11.95	1699	D	44 kW	1477	81
CAVALIER Mk III CC (J89) 1.7 D	17 D	09.88 - 09.92	1699	D	42 kW	1477	81
CAVALIER Mk III CC (J89) 1.7 TD	17 DT (TC4EE1)	09.88 - 11.95	1686	D	60 kW	1473	53
CAVALIER Mk III CC (J89) 1.8 i Cat	18 SV	03.90 - 11.95	1796	B	66 kW	1479	95
CAVALIER Mk III CC (J89) 1.8 i Cat	C 18 NZ	03.90 - 11.95	1796	B	66 kW	1479	95
CAVALIER Mk III CC (J89) 1.8	18 SV	09.88 - 10.90	1796	B	66 kW	1479	95
CAVALIER Mk III CC (J89) 1.8	C 18 NZ	09.88 - 10.90	1796	B	66 kW	1479	95
CAVALIER Mk III CC (J89) 2.0 SRi	20 SEH	09.88 - 09.92	1998	B	95 kW	1480	101
CAVALIER Mk III CC (J89) 2.0 i 16V 4x4	C 20 XE	01.92 - 11.93	1998	B	110 kW	1481	108
CAVALIER Mk III CC (J89) 2.0 i 16V	C 20 XE	09.88 - 11.95	1998	B	110 kW	1481	108
CAVALIER Mk III CC (J89) 2.0 i 16V	X 20 XEV	09.92 - 08.95	1998	B	100 kW	1480	102
CAVALIER Mk III CC (J89) 2.0 i 4x4 (89)	20 NE	09.91 - 10.92	1998	B	85 kW	1480	101
CAVALIER Mk III CC (J89) 2.0 i 4x4 (89)	C 20 NE	09.91 - 10.92	1998	B	85 kW	1480	101
CAVALIER Mk III CC (J89) 2.0 i Cat	20 NE	09.90 - 11.95	1998	B	85 kW	1480	101
CAVALIER Mk III CC (J89) 2.0 i Cat	C 20 NE	09.90 - 11.95	1998	B	85 kW	1480	101
CAVALIER Mk III CC (J89) 2.0 i	20 NE	09.88 - 10.92	1998	B	85 kW	1480	101
CAVALIER Mk III CC (J89) 2.5 V6	C 25 XE	09.88 - 06.94	2498	B	125 kW	1477	78
CAVALIER Mk III Stufenheck (J89) 1.4 S	14 NV	09.88 - 11.95	1389	B	55 kW	1470	30
CAVALIER Mk III Stufenheck (J89) 1.6 i	C 16 NZ	09.88 - 11.95	1598	B	55 kW	1471	39
CAVALIER Mk III Stufenheck (J89) 1.6 i	E 16 NZ	09.88 - 11.95	1598	B	55 kW	1471	39
CAVALIER Mk III Stufenheck (J89) 1.6 i	X 16 SZ	09.93 - 11.95	1598	B	52 kW	1474	62
CAVALIER Mk III Stufenheck (J89) 1.6	16 SV	09.88 - 05.93	1598	B	60 kW	1471	39
CAVALIER Mk III Stufenheck (J89) 1.7 D	17 DR	07.92 - 11.95	1699	D	44 kW	1477	81
CAVALIER Mk III Stufenheck (J89) 1.7 D	17 D	09.88 - 09.92	1699	D	42 kW	1477	81
CAVALIER Mk III Stufenheck (J89) 1.7 TD	17 DT (TC4EE1)	09.88 - 11.95	1686	D	60 kW	1473	53
CAVALIER Mk III Stufenheck (J89) 1.8 i Cat	18 SV	03.90 - 11.95	1796	B	66 kW	1479	95
CAVALIER Mk III Stufenheck (J89) 1.8 i Cat	C 18 NZ	03.90 - 11.95	1796	B	66 kW	1479	95
CAVALIER Mk III Stufenheck (J89) 1.8	18 SV	09.88 - 08.95	1796	B	66 kW	1479	95
CAVALIER Mk III Stufenheck (J89) 1.8	C 18 NZ	09.88 - 08.95	1796	B	66 kW	1479	95
CAVALIER Mk III Stufenheck (J89) 1.8	E 18 NVR	09.89 - 08.92	1796	B	65 kW	1479	95
CAVALIER Mk III Stufenheck (J89) 2.0 GSi 4x4	20 XE	09.89 - 08.92	1998	B	115 kW	1481	108
CAVALIER Mk III Stufenheck (J89) 2.0 GSi	20 XE	09.89 - 08.92	1998	B	115 kW	1481	108
CAVALIER Mk III Stufenheck (J89) 2.0 SRi 16V	X 20 XEV	09.92 - 08.95	1998	B	100 kW	1480	102
CAVALIER Mk III Stufenheck (J89) 2.0 SRi	20 SEH	09.88 - 08.92	1998	B	95 kW	1480	101
CAVALIER Mk III Stufenheck (J89) 2.0 i 16V 4x4	C 20 XE	09.88 - 11.95	1998	B	110 kW	1481	108
CAVALIER Mk III Stufenheck (J89) 2.0 i 16V	C 20 XE	09.88 - 11.95	1998	B	110 kW	1481	108
CAVALIER Mk III Stufenheck (J89) 2.0 i 4x4	20 NE	01.91 - 10.92	1998	B	85 kW	1480	101
CAVALIER Mk III Stufenheck (J89) 2.0 i 4x4	20 SEH	09.88 - 08.92	1998	B	95 kW	1480	101
CAVALIER Mk III Stufenheck (J89) 2.0 i 4x4	C 20 NE	01.91 - 10.92	1998	B	85 kW	1480	101
CAVALIER Mk III Stufenheck (J89) 2.0 i Cat	20 NE	09.88 - 11.95	1998	B	85 kW	1480	101
CAVALIER Mk III Stufenheck (J89) 2.0 i Cat	C 20 NE	09.88 - 11.95	1998	B	85 kW	1480	101
CAVALIER Mk III Stufenheck (J89) 2.0 i Turbo 4x4	C 20 LET	09.92 - 06.94	1998	B	150 kW	1481	108
CAVALIER Mk III Stufenheck (J89) 2.0 i	20 NE	09.88 - 10.90	1998	B	85 kW	1480	101
CAVALIER Mk III Stufenheck (J89) 2.0 i	C 20 NE	09.88 - 10.90	1998	B	85 kW	1480	101
CAVALIER Mk III Stufenheck (J89) 2.5 V6	C 25 XE	08.88 - 06.94	2498	B	125 kW	1477	78








CAVALIER 1.6 N	16 N (CIH)	08.75 - 08.81	1584	B	44 kW	1480	99
CAVALIER 1300	13 N	08.77 - 08.81	1297	B	44 kW	1469	25
CHEVETTE CC 1300	13 N	03.75 - 12.85	1297	B	39 kW	1469	25
CHEVETTE CC 1300	13 S	03.75 - 12.85	1297	B	42 kW	1468	20
CHEVETTE Kombi 1.2	13 N	09.76 - 12.85	1297	B	39 kW	1469	25
CHEVETTE Kombi 1300	13 S	09.76 - 12.85	1297	B	42 kW	1468	20
CHEVETTE Stufenheck 1300	13 N	03.75 - 12.85	1297	B	39 kW	1469	25
CHEVETTE Stufenheck 1300	13 S	09.74 - 12.85	1297	B	42 kW	1468	20
COMBO Mk I (B) (S93) 1.4 16V	X 14 XE	08.99 - 10.01	1389	B	66 kW	1470	34
COMBO Mk I (B) (S93) 1.4	C 14 NZ	07.94 - 10.01	1389	B	44 kW	1470	31
COMBO Mk I (B) (S93) 1.4	X 14 SZ	07.94 - 10.01	1389	B	44 kW	1470	32
COMBO Mk I (B) (S93) 1.7 D	17 D (4EE1)	07.94 - 10.01	1686	D	44 kW	1474	60
COMBO Mk I (B) (S93) 1.7 D	X 17 D (4EE1)	07.94 - 10.01	1686	D	44 kW	1474	60
COMBO Mk I (B) (S93) 1.7 D	X 17 D	07.94 - 10.01	1686	D	44 kW	1472	44
COMBO Mk II (C) Kasten/Großraumlimousine (F25) 1.3 CDTi 16V	Y 13 DT	09.04 - 02.12	1248	D	51 kW	1466	5
COMBO Mk II (C) Kasten/Großraumlimousine (F25) 1.3 CDTi 16V	Z 13 DTJ	10.05 - 11.11	1248	D	55 kW	1466	5
COMBO Mk II (C) Kasten/Großraumlimousine (F25) 1.3 CDTi 16V	Z 13 DT	09.04 - 02.12	1248	D	51 kW	1466	5
COMBO Mk II (C) Kasten/Großraumlimousine (F25) 1.4 16V	Z 14 XE	10.01 - 05.07	1389	B	66 kW	1471	35
COMBO Mk II (C) Kasten/Großraumlimousine (F25) 1.4 i 16V	Z 14 XEP	01.04 - 11.11	1364	B	66 kW	1468	18
COMBO Mk II (C) Kasten/Großraumlimousine (F25) 1.6 CNG 16V	Y 16 YNG	06.06 - 02.12	1598	B/G	69 kW	1474	56
COMBO Mk II (C) Kasten/Großraumlimousine (F25) 1.6 CNG 16V	Z 16 YNG	06.06 - 02.12	1598	B/G	69 kW	1474	59
COMBO Mk II (C) Kasten/Großraumlimousine (F25) 1.6 CNG 16V	Z 16 YNG	04.05 - 02.12	1598	B/G	71 kW	1474	59
COMBO Mk II (C) Kasten/Großraumlimousine (F25) 1.6	Z 16 SE	10.01 - 11.11	1598	B	64 kW	1472	46
COMBO Mk II (C) Kasten/Großraumlimousine (F25) 1.6	Z 16 SE	09.01 - 10.04	1598	B	62 kW	1472	46
COMBO Mk II (C) Kasten/Großraumlimousine (F25) 1.7 CDTi 16V	Z 17 DTH	12.04 - 11.11	1686	D	74 kW	1472	45
COMBO Mk II (C) Kasten/Großraumlimousine (F25) 1.7 Di 16V	Y 17 DTL	09.01 - 11.11	1686	D	48 kW	1472	45
COMBO Mk II (C) Kasten/Großraumlimousine (F25) 1.7 DTi 16V	Y 17 DT	10.01 - 11.11	1686	D	55 kW	1472	45
COMBO Mk III (D) Kasten/Großraumlimousine (X12) 1.3 CDTi	A 13 FD	11.11	1248	D	66 kW	1466	4
COMBO Mk III (D) Kasten/Großraumlimousine (X12) 1.3 CDTi	A 13 FD	03.16	1248	D	70 kW	1466	4
COMBO Mk III (D) Kasten/Großraumlimousine (X12) 1.4	A 14 FP	11.11	1368	B	70 kW	1467	10
COMBO Mk III (D) Kasten/Großraumlimousine (X12) 1.6 CDTi	A 16 FDH	11.11	1598	D	77 kW	1475	63
COMBO Mk III (D) Kasten/Großraumlimousine (X12) 1.6 CDTi	A 16 FDH	11.11	1598	D	74 kW	1475	63
COMBO Mk III (D) Kasten/Großraumlimousine (X12) 1.6 CDTi	A 16 FDL	11.11	1598	D	66 kW	1475	63
COMBO Mk IV (E) Kasten/Großraumlimousine (K9) 1.2	D 12 XHL (EB2ADT)	02.19	1199	B	81 kW	1469	27
COMBO Mk IV (E) Kasten/Großraumlimousine (K9) 1.5 D 4x4	D 15 DTH (DV5RC)	08.18	1499	D	96 kW	1469	26
COMBO Mk IV (E) Kasten/Großraumlimousine (K9) 1.5 D	D 15 DT (DV5RD)	08.18	1499	D	75 kW	1469	26
COMBO Mk IV (E) Kasten/Großraumlimousine (K9) 1.5 D	D 15 DTH (DV5RC)	08.18	1499	D	96 kW	1469	26
COMBO Mk IV (E) Kasten/Großraumlimousine (K9) 1.5 D	D 15 DTL (DV5RE)	08.18	1499	D	56 kW	1469	26
COMBO Mk IV (E) Kasten/Großraumlimousine (K9) 1.6 D	B 16 DT (DV6FD)	06.18	1560	D	73 kW	1469	22
COMBO Mk IV (E) Kasten/Großraumlimousine (K9) 1.6 D	B 16 DTL (DV6FE)	06.18	1560	D	55 kW	1469	23
COMBO Mk IV (E) Life (K9) 1.2	D 12 XHL (EB2ADT)	06.18	1199	B	81 kW	1469	27
COMBO Mk IV (E) Life (K9) 1.2	F 12 XHT (EB2ADTS)	07.19	1199	B	96 kW	1469	27
COMBO Mk IV (E) Life (K9) 1.5	D 15 DT (DV5RD)	06.18	1499	D	75 kW	1469	26
COMBO Mk IV (E) Life (K9) 1.5	D 15 DTH (DV5RC)	06.18	1499	D	96 kW	1469	26
COMBO TOUR Mk II (C) (F25) 1.3 CDTi 16V	Y 13 DT	09.04 - 09.06	1248	D	51 kW	1466	5
COMBO TOUR Mk II (C) (F25) 1.3 CDTi 16V	Z 13 DTJ	07.06 - 02.12	1248	D	55 kW	1466	5
COMBO TOUR Mk II (C) (F25) 1.3 CDTi 16V	Z 13 DT	09.04 - 09.06	1248	D	51 kW	1466	5
COMBO TOUR Mk II (C) (F25) 1.4	Z 14 XEP	10.04 - 09.10	1364	B	66 kW	1468	18
COMBO TOUR Mk II (C) (F25) 1.6 CNG	Z 16 YNG	06.06 - 09.10	1598	B/G	69 kW	1474	59
COMBO TOUR Mk II (C) (F25) 1.6 CNG	Z 16 YNG	04.05 - 02.12	1598	B/G	71 kW	1474	59
COMBO TOUR Mk II (C) (F25) 1.6	Z 16 SE	10.01 - 06.04	1598	B	64 kW	1472	46
COMBO TOUR Mk II (C) (F25) 1.7 CDTi 16V	Z 17 DTH	12.04 - 09.10	1686	D	74 kW	1472	45
COMBO TOUR Mk II (C) (F25) 1.7 Di 16V	Y 17 DTL	09.01 - 06.04	1686	D	48 kW	1472	45
COMBO TOUR Mk II (C) (F25) 1.7 DTi 16V	Y 17 DT	10.01 - 02.12	1686	D	55 kW	1472	45
CORSA Mk I (B) (S93) 1.0 i 12V	X 10 XE	11.96 - 09.00	973	B	40 kW	1467	13
CORSA Mk I (B) (S93) 1.2 i 16V	X 12 XE	03.98 - 09.00	1199	B	48 kW	1467	13
CORSA Mk I (B) (S93) 1.2 i	C 12 NZ	03.93 - 09.00	1195	B	33 kW	1467	7
CORSA Mk I (B) (S93) 1.2 i	X 12 SZ	03.93 - 09.00	1195	B	33 kW	1467	7
CORSA Mk I (B) (S93) 1.4 i 16V	X 14 XE	09.94 - 09.00	1389	B	66 kW	1470	34
CORSA Mk I (B) (S93) 1.4 i S	C 14 SE	03.93 - 09.00	1389	B	60 kW	1470	32
CORSA Mk I (B) (S93) 1.4 i	C 14 NZ	03.93 - 09.00	1389	B	44 kW	1470	31
CORSA Mk I (B) (S93) 1.4 i	X 14 SZ	03.93 - 09.00	1389	B	44 kW	1470	32



			<b>ccm</b>		<b>kw</b>		<b>1 POS</b>
CORSA Mk I (B) (S93) 1.5 D	15 D	12.92 - 12.96	1488	D	37 kW	1470	28
CORSA Mk I (B) (S93) 1.5 TD	15 DT (T4EC1)	03.93 - 10.96	1488	D	49 kW	1470	29
CORSA Mk I (B) (S93) 1.5 TD	X 15 DT (T4EC1)	03.93 - 10.96	1488	D	49 kW	1470	28
CORSA Mk I (B) (S93) 1.6 GSI 16V	C 16 XE	03.93 - 09.00	1598	B	80 kW	1472	42
CORSA Mk I (B) (S93) 1.6 i 16V	C 16 XE	09.94 - 09.00	1598	B	78 kW	1472	42
CORSA Mk I (B) (S93) 1.6 i 16V	X 16 XE	09.94 - 09.00	1598	B	78 kW	1472	43
CORSA Mk I (B) (S93) 1.7 D	17 D (4EE1)	02.96 - 09.00	1686	D	44 kW	1474	60
CORSA Mk I (B) (S93) 1.7 D	X 17 D (4EE1)	02.96 - 09.00	1686	D	44 kW	1474	60
CORSA Mk I (B) (S93) 1.7 D	X 17 D	02.96 - 09.00	1686	D	44 kW	1472	44
CORSA Mk II (C) (X01) 1.0 12V (F08, F68)	Z 10 XEP	11.03 - 10.06	998	B	44 kW	1468	18
CORSA Mk II (C) (X01) 1.0 12V (F08, F68)	Z 10 XE	09.00 - 10.03	973	B	43 kW	1467	13
CORSA Mk II (C) (X01) 1.2 16V (F08, F68)	Z 12 XE	09.00 - 10.06	1199	B	55 kW	1467	13
CORSA Mk II (C) (X01) 1.2 16V Dualfuel (F08)	Z 12 XE	08.01 - 10.06	1199	B/G	55 kW	1467	13
CORSA Mk II (C) (X01) 1.2 Twinport (F08, F68)	Z 12 XEP	07.04 - 10.06	1229	B	59 kW	1468	18
CORSA Mk II (C) (X01) 1.3 CDTI 16V (F08, F68)	Y 13 DT	10.03 - 04.07	1248	D	51 kW	1466	5
CORSA Mk II (C) (X01) 1.3 CDTI 16V (F08, F68)	Z 13 DT	10.03 - 04.07	1248	D	51 kW	1466	5
CORSA Mk II (C) (X01) 1.4 16V (F08, F68)	Z 14 XE	09.00 - 10.06	1389	B	66 kW	1471	35
CORSA Mk II (C) (X01) 1.4 Twinport (F08, F68)	Z 14 XEP	06.03 - 10.06	1364	B	66 kW	1468	18
CORSA Mk II (C) (X01) 1.7 CDTI 16V (F08, F68)	Z 17 DTH	08.00 - 09.06	1686	D	74 kW	1472	45
CORSA Mk II (C) (X01) 1.7 DI 16V (F08, F68)	Y 17 DTL	08.00 - 09.06	1686	D	48 kW	1472	45
CORSA Mk II (C) (X01) 1.7 DTI 16V (F08, F68)	Y 17 DT	08.00 - 09.06	1686	D	55 kW	1472	45
CORSA Mk II (C) (X01) 1.8 16V (F08, F68)	Z 18 XE	08.00 - 09.06	1796	B	92 kW	1476	75
CORSA Mk III (D) (S07) 1.0 (L08)	A 10 XEP	08.06 - 08.14	998	B	44 kW	1468	14
CORSA Mk III (D) (S07) 1.0 (L08)	Z 10 XEP	08.06 - 08.14	998	B	44 kW	1468	18
CORSA Mk III (D) (S07) 1.0 i 12V (L08)	A 10 XEP	01.10 - 08.14	998	B	48 kW	1468	14
CORSA Mk III (D) (S07) 1.2 (L08)	A 12 XEL	06.10 - 08.14	1229	B	51 kW	1468	16
CORSA Mk III (D) (S07) 1.2 (L08)	Z 12 XEP	08.06 - 08.14	1229	B	59 kW	1468	18
CORSA Mk III (D) (S07) 1.2 LPG (L08)	A 12 XER	08.11 - 08.14	1229	B/G	63 kW	1468	18
CORSA Mk III (D) (S07) 1.2 LPG (L08)	Z 12 XEP	09.09 - 08.14	1229	B/G	59 kW	1468	18
CORSA Mk III (D) (S07) 1.2 i 16V (L08)	A 12 XER	12.09 - 08.14	1229	B	63 kW	1468	18
CORSA Mk III (D) (S07) 1.3 CDTI (L08)	A 13 DTC	08.06 - 08.14	1248	D	55 kW	1466	3
CORSA Mk III (D) (S07) 1.3 CDTI (L08)	A 13 DTE	07.10 - 08.14	1248	D	70 kW	1466	3
CORSA Mk III (D) (S07) 1.3 CDTI (L08)	A 13 DTR	07.10 - 08.14	1248	D	70 kW	1466	3
CORSA Mk III (D) (S07) 1.3 CDTI (L08)	Z 13 DTE	07.10 - 08.14	1248	D	70 kW	1466	3
CORSA Mk III (D) (S07) 1.3 CDTI (L08)	Z 13 DTH	08.06 - 08.14	1248	D	66 kW	1466	5
CORSA Mk III (D) (S07) 1.3 CDTI (L08)	Z 13 DTJ	08.06 - 08.14	1248	D	55 kW	1466	5
CORSA Mk III (D) (S07) 1.4 (L08)	A 14 NEL	08.12 - 08.14	1364	B	88 kW	1467	13
CORSA Mk III (D) (S07) 1.4 (L08)	A 14 XER	01.10 - 08.14	1398	B	74 kW	1468	18
CORSA Mk III (D) (S07) 1.4 (L08)	Z 14 XEP	08.06 - 08.14	1364	B	66 kW	1468	18
CORSA Mk III (D) (S07) 1.4 LPG (L08)	Z 14 XEP	07.06 - 08.14	1364	B/G	66 kW	1468	18
CORSA Mk III (D) (S07) 1.6 SRi (L08)	Z 16 LEL	05.07 - 08.14	1598	B	110 kW	1474	61
CORSA Mk III (D) (S07) 1.6 VXR (L08)	Z 16 LER	06.11 - 08.14	1598	B	150 kW	1474	61
CORSA Mk III (D) (S07) 1.6 VXR (L08)	Z 16 LER	11.06 - 08.14	1598	B	141 kW	1474	61
CORSA Mk III (D) (S07) 1.7 CDTI (L08)	A 17 DTS	03.07 - 08.14	1686	D	96 kW	1474	56
CORSA Mk III (D) (S07) 1.7 CDTI (L08)	Z 17 DTR	11.06 - 08.14	1686	D	92 kW	1474	56
CORSA Mk IV (E) (X15) 1.0	B 10 XFL	08.14	998	B	66 kW	1468	19
CORSA Mk IV (E) (X15) 1.0	B 10 XFL	08.14	998	B	85 kW	1468	19
CORSA Mk IV (E) (X15) 1.0	B 10 XFT	08.14	999	B	85 kW	1468	19
CORSA Mk IV (E) (X15) 1.0	D 10 XFL	08.14	999	B	66 kW	1468	19
CORSA Mk IV (E) (X15) 1.0	F 10 XFL	08.14	999	B	66 kW	1468	19
CORSA Mk IV (E) (X15) 1.2	B 12 XEL	08.14	1229	B	51 kW	1468	16
CORSA Mk IV (E) (X15) 1.4	B 14 NEH	07.15	1364	B	110 kW	1467	12
CORSA Mk IV (E) (X15) 1.4	B 14 NEJ	08.14	1364	B	74 kW	1467	12
CORSA Mk IV (E) (X15) 1.4	B 14 NEL	08.14	1364	B	74 kW	1467	11
CORSA Mk IV (E) (X15) 1.4	B 14 NET	07.15	1364	B	110 kW	1467	11
CORSA Mk IV (E) (X15) 1.4	B 14 XEJ	08.14	1398	B	66 kW	1468	16
CORSA Mk IV (E) (X15) 1.4	B 14 XEJ	09.14	1398	B	55 kW	1468	16
CORSA Mk IV (E) (X15) 1.4	B 14 XEL	08.14	1398	B	66 kW	1468	16
CORSA Mk IV (E) (X15) 1.4	B 14 XER	08.14	1398	B	66 kW	1468	16
CORSA Mk IV (E) (X15) 1.4	B 14 XER	09.14	1398	B	55 kW	1468	16
CORSA Mk V (F) 1.2	F 12 XHL (EB2ADT)	07.19	1199	B	74 kW	1469	27
CORSA Mk V (F) 1.2	F 12 XHL (EB2ADTD)	07.19	1199	B	74 kW	1469	27








CORSA Mk V (F) 1.2	F 12 XHT (EB2ADTS)	11.20	1199	B	96 kW	1469	27
CORSA Mk V (F) 1.5	D 15 DT (DV5RD)	07.19	1499	D	75 kW	1469	26
CORSAVAN Mk I (B) Kasten/Schrägheck (S93) 1.4 i	C 14 NZ	01.94 - 09.00	1389	B	44 kW	1470	31
CORSAVAN Mk I (B) Kasten/Schrägheck (S93) 1.4 i	X 14 SZ	01.94 - 09.00	1389	B	44 kW	1470	32
CORSAVAN Mk I (B) Kasten/Schrägheck (S93) 1.5 D	15 D	08.94 - 12.95	1488	D	37 kW	1470	28
CORSAVAN Mk I (B) Kasten/Schrägheck (S93) 1.7 D	17 D (4EE1)	01.94 - 09.00	1686	D	44 kW	1474	60
CORSAVAN Mk I (B) Kasten/Schrägheck (S93) 1.7 D	X 17 D (4EE1)	01.94 - 09.00	1686	D	44 kW	1474	60
CORSAVAN Mk I (B) Kasten/Schrägheck (S93) 1.7 D	X 17 D	01.94 - 09.00	1686	D	44 kW	1472	44
CORSAVAN Mk II (C) Kasten/Schrägheck (X01) 1.2 16V (F08)	Z 12 XEP	07.04 - 11.06	1229	B	59 kW	1468	18
CORSAVAN Mk II (C) Kasten/Schrägheck (X01) 1.2 16V (F08)	Z 12 XE	09.00 - 06.06	1199	B	55 kW	1467	13
CORSAVAN Mk II (C) Kasten/Schrägheck (X01) 1.2 16V Dualfuel (F08)	Z 12 XEP	07.04 - 12.05	1229	B/G	59 kW	1468	18
CORSAVAN Mk II (C) Kasten/Schrägheck (X01) 1.2 16V Dualfuel (F08)	Z 12 XE	08.01 - 06.06	1199	B/G	55 kW	1467	13
CORSAVAN Mk II (C) Kasten/Schrägheck (X01) 1.3 CDTI 16V (F08)	Z 13 DT	04.04 - 06.06	1248	D	52 kW	1466	5
CORSAVAN Mk II (C) Kasten/Schrägheck (X01) 1.4 (F08)	Z 14 XEP	11.03 - 06.06	1364	B	66 kW	1468	18
CORSAVAN Mk II (C) Kasten/Schrägheck (X01) 1.7 DI 16V (F08)	Y 17 DTL	09.00 - 06.06	1686	D	48 kW	1472	45
CORSAVAN Mk II (C) Kasten/Schrägheck (X01) 1.7 DTI 16V (F08)	Y 17 DT	09.00 - 06.06	1686	D	55 kW	1472	45
CORSAVAN Mk III (D) Kasten/Schrägheck (S07) 1.2	A 12 XEL	01.10	1229	B	51 kW	1468	16
CORSAVAN Mk III (D) Kasten/Schrägheck (S07) 1.2	Z 12 XEP	07.09	1229	B	59 kW	1468	18
CORSAVAN Mk III (D) Kasten/Schrägheck (S07) 1.3 CDTI	A 13 DTC	07.06	1248	D	55 kW	1466	3
CORSAVAN Mk III (D) Kasten/Schrägheck (S07) 1.3 CDTI	A 13 DTE	07.06	1248	D	70 kW	1466	3
CORSAVAN Mk III (D) Kasten/Schrägheck (S07) 1.3 CDTI	A 13 DTR	07.06	1248	D	70 kW	1466	3
CORSAVAN Mk III (D) Kasten/Schrägheck (S07) 1.3 CDTI	Z 13 DTE	07.06	1248	D	70 kW	1466	3
CORSAVAN Mk III (D) Kasten/Schrägheck (S07) 1.3 CDTI	Z 13 DTH	07.06	1248	D	66 kW	1466	5
CORSAVAN Mk III (D) Kasten/Schrägheck (S07) 1.3 CDTI	Z 13 DTJ	07.06	1248	D	55 kW	1466	5
CORSAVAN Mk IV (E) Kasten/Schrägheck (X15) 1.2	B 12 XEL	10.14	1229	B	51 kW	1468	16
CROSSLAND X / CROSSLAND (P17) 1.2 (75)	B 12 XE (EB2F)	03.17	1199	B	61 kW	1469	21
CROSSLAND X / CROSSLAND (P17) 1.2 (75)	B 12 XHL (EB2DT)	03.17	1199	B	81 kW	1469	27
CROSSLAND X / CROSSLAND (P17) 1.2 (75)	B 12 XHT (EB2DTS)	03.17	1199	B	81 kW	1469	27
CROSSLAND X / CROSSLAND (P17) 1.2 (75)	B 12 XHT (EB2DTS)	03.17	1199	B	96 kW	1469	27
CROSSLAND X / CROSSLAND (P17) 1.2 (75)	D 12 XHL (EB2ADT)	03.17	1199	B	81 kW	1469	27
CROSSLAND X / CROSSLAND (P17) 1.2 (75)	D 12 XHT (EB2ADTS)	03.17	1199	B	96 kW	1469	27
CROSSLAND X / CROSSLAND (P17) 1.2 (75)	F 12 XHL (EB2ADT)	03.17	1199	B	81 kW	1469	27
CROSSLAND X / CROSSLAND (P17) 1.2 (75)	F 12 XHT (EB2ADTS)	03.17	1199	B	96 kW	1469	27
CROSSLAND X / CROSSLAND (P17) 1.5 Turbo D (75)	D 15 DT (DV5RD)	06.18	1499	D	75 kW	1469	26
CROSSLAND X / CROSSLAND (P17) 1.5 Turbo D (75)	D 15 DTH (DV5RC)	08.18	1499	D	88 kW	1469	26
CROSSLAND X / CROSSLAND (P17) 1.6 Turbo D (75)	B 16 DT (DV6FD)	03.17	1560	D	73 kW	1469	22
CROSSLAND X / CROSSLAND (P17) 1.6 Turbo D (75)	B 16 DTH (DV6FC)	03.17	1560	D	88 kW	1469	22
FRONTERA Mk I (A) (U92) 2.0	C 20 NE	04.95 - 08.98	1998	B	85 kW	1480	101
FRONTERA Mk I (A) (U92) 2.0	X 20 SE	04.95 - 08.98	1998	B	85 kW	1480	101
FRONTERA Mk I (A) (U92) 2.2 i	X 22 XE	03.95 - 10.98	2198	B	100 kW	1480	102
FRONTERA Mk I (A) (U92) 2.3 TD	23 DTR	09.91 - 06.98	2260	D	74 kW	1482	116
FRONTERA Mk I (A) (U92) 2.5 TDS	25TDS (VM41B)	11.91 - 06.98	2499	D	85 kW	1482	117
FRONTERA Mk I (A) Sport (U92) 2.0 i	C 20 NE	03.92 - 10.98	1998	B	85 kW	1480	101
FRONTERA Mk I (A) Sport (U92) 2.0 i	X 20 SE	03.92 - 10.98	1998	B	85 kW	1480	101
FRONTERA Mk I (A) Sport (U92) 2.5 TDS	25TDS (VM41B)	09.96 - 10.98	2499	D	85 kW	1482	117
FRONTERA Mk II (B) (U99) 2.2 DTI	X 22 DTH	10.98 - 09.04	2171	D	85 kW	1479	91
FRONTERA Mk II (B) (U99) 2.2 DTI	Y 22 DTH	10.98 - 09.04	2171	D	85 kW	1479	91
FRONTERA Mk II (B) (U99) 2.2 DTI	Y 22 DTH	09.00 - 10.04	2171	D	88 kW	1479	91
FRONTERA Mk II (B) (U99) 2.2 i	X 22 SE	10.98 - 10.04	2198	B	100 kW	1480	102
FRONTERA Mk II (B) (U99) 2.2 i	Y 22 SE	10.98 - 10.04	2198	B	100 kW	1481	105
FRONTERA Mk II (B) (U99) 3.2 i	6VD1 (DOHC)	10.98 - 10.04	3165	B	151 kW	1483	119
GRANDLAND X / GRANDLAND (A18) 1.2 Turbo (75)	B 12 XHT (EB2DTS)	06.17	1199	B	96 kW	1469	27
GRANDLAND X / GRANDLAND (A18) 1.2 Turbo (75)	D 12 XHT (EB2ADTS)	06.17	1199	B	96 kW	1469	27
GRANDLAND X / GRANDLAND (A18) 1.2 Turbo (75)	F 12 XHT (EB2ADTS)	06.17	1199	B	96 kW	1469	27
GRANDLAND X / GRANDLAND (A18) 1.5 Turbo D (75)	D 15 DTH (DV5RC)	04.18	1499	D	96 kW	1469	26
GRANDLAND X / GRANDLAND (A18) 1.6 Turbo D (75)	B 16 DTH (DV6FC)	06.17	1560	D	88 kW	1469	22
INSIGNIA Mk I (A) Country Tourer (G09) 2.0 CDTI (47)	A 20 DTH	07.13 - 05.17	1956	D	120 kW	1478	85
INSIGNIA Mk I (A) Country Tourer (G09) 2.0 CDTI (47)	A 20 DTH	07.13 - 05.17	1956	D	120 kW	1478	85
INSIGNIA Mk I (A) Schrägheck (G09) 1.4 (68)	A 14 NET	04.11 - 05.17	1364	B	103 kW	1467	13
INSIGNIA Mk I (A) Schrägheck (G09) 1.4 (68)	B 14 NET	04.11 - 05.17	1364	B	103 kW	1467	11
INSIGNIA Mk I (A) Schrägheck (G09) 1.4 LPG (68)	A 14 NET	07.12 - 05.17	1364	B/G	103 kW	1467	13
INSIGNIA Mk I (A) Schrägheck (G09) 1.6 Turbo (68)	A 16 LET	01.09 - 05.17	1598	B	132 kW	1474	61

			<b>ccm</b>		<b>kw</b>		<b>1 POS</b>
INSIGNIA Mk I (A) Schrägheck (G09) 1.6	A 16 XER	07.08 - 07.12	1598	B	85 kW	1474	61
INSIGNIA Mk I (A) Schrägheck (G09) 1.8 (68)	A 18 XER	07.08 - 05.17	1796	B	103 kW	1476	76
INSIGNIA Mk I (A) Schrägheck (G09) 2.0 CDTI (68)	A 20 DTC	07.08 - 05.17	1956	D	81 kW	1478	85
INSIGNIA Mk I (A) Schrägheck (G09) 2.0 CDTI (68)	A 20 DTH	07.13 - 05.17	1956	D	120 kW	1478	85
INSIGNIA Mk I (A) Schrägheck (G09) 2.0 CDTI (68)	A 20 DTH	07.08 - 05.17	1956	D	118 kW	1478	85
INSIGNIA Mk I (A) Schrägheck (G09) 2.0 CDTI (68)	A 20 DTJ	07.08 - 12.14	1956	D	96 kW	1478	85
INSIGNIA Mk I (A) Schrägheck (G09) 2.0 CDTI 4x4 (68)	A 20 DTH	07.08 - 05.17	1956	D	118 kW	1478	85
INSIGNIA Mk I (A) Schrägheck (G09) 2.0 Turbo (68)	A 20 NFT	07.08 - 05.17	1998	B	162 kW	1481	107
INSIGNIA Mk I (A) Schrägheck (G09) 2.0 Turbo (68)	A 20 NFT	07.11 - 05.17	1998	B	184 kW	1481	107
INSIGNIA Mk I (A) Schrägheck (G09) 2.0 Turbo (68)	A 20 NHT	07.08 - 05.17	1998	B	162 kW	1481	107
INSIGNIA Mk I (A) Schrägheck (G09) 2.0 Turbo (68)	A 20 NHT	07.11 - 05.17	1998	B	184 kW	1481	107
INSIGNIA Mk I (A) Schrägheck (G09) 2.0 Turbo 4x4 (68)	A 20 NFT	07.08 - 05.17	1998	B	162 kW	1481	107
INSIGNIA Mk I (A) Schrägheck (G09) 2.0 Turbo 4x4 (68)	A 20 NFT	07.11 - 05.17	1998	B	184 kW	1481	107
INSIGNIA Mk I (A) Schrägheck (G09) 2.0 Turbo 4x4 (68)	A 20 NHT	07.08 - 05.17	1998	B	162 kW	1481	107
INSIGNIA Mk I (A) Schrägheck (G09) 2.0 Turbo 4x4 (68)	A 20 NHT	07.11 - 05.17	1998	B	184 kW	1481	107
INSIGNIA Mk I (A) Sports Tourer (G09) 1.4 (35)	A 14 NET	04.11 - 05.17	1364	B	103 kW	1467	13
INSIGNIA Mk I (A) Sports Tourer (G09) 1.4 (35)	B 14 NET	04.11 - 05.17	1364	B	103 kW	1467	11
INSIGNIA Mk I (A) Sports Tourer (G09) 1.4 LPG (35)	A 14 NET	07.12 - 05.17	1364	B/G	103 kW	1467	13
INSIGNIA Mk I (A) Sports Tourer (G09) 1.6 Turbo (35)	A 16 LET	01.09 - 05.17	1598	B	132 kW	1474	61
INSIGNIA Mk I (A) Sports Tourer (G09) 1.6	A 16 XER	07.08 - 07.12	1598	B	85 kW	1474	61
INSIGNIA Mk I (A) Sports Tourer (G09) 1.8 (35)	A 18 XER	07.08 - 05.17	1796	B	103 kW	1476	76
INSIGNIA Mk I (A) Sports Tourer (G09) 2.0 CDTI (35)	A 20 DTC	07.08 - 05.17	1956	D	81 kW	1478	85
INSIGNIA Mk I (A) Sports Tourer (G09) 2.0 CDTI (35)	A 20 DTH	07.13 - 05.17	1956	D	120 kW	1478	85
INSIGNIA Mk I (A) Sports Tourer (G09) 2.0 CDTI (35)	A 20 DTH	07.08 - 05.17	1956	D	118 kW	1478	85
INSIGNIA Mk I (A) Sports Tourer (G09) 2.0 CDTI (35)	A 20 DTJ	07.08 - 12.14	1956	D	96 kW	1478	85
INSIGNIA Mk I (A) Sports Tourer (G09) 2.0 CDTI 4x4 (35)	A 20 DTH	07.08 - 05.17	1956	D	118 kW	1478	85
INSIGNIA Mk I (A) Sports Tourer (G09) 2.0 Turbo (35)	A 20 NFT	07.08 - 05.17	1998	B	162 kW	1481	107
INSIGNIA Mk I (A) Sports Tourer (G09) 2.0 Turbo (35)	A 20 NFT	07.11 - 05.17	1998	B	184 kW	1481	107
INSIGNIA Mk I (A) Sports Tourer (G09) 2.0 Turbo (35)	A 20 NHT	07.08 - 05.17	1998	B	162 kW	1481	107
INSIGNIA Mk I (A) Sports Tourer (G09) 2.0 Turbo (35)	A 20 NHT	07.11 - 05.17	1998	B	184 kW	1481	107
INSIGNIA Mk I (A) Sports Tourer (G09) 2.0 Turbo 4x4 (35)	A 20 NFT	07.08 - 05.17	1998	B	162 kW	1481	107
INSIGNIA Mk I (A) Sports Tourer (G09) 2.0 Turbo 4x4 (35)	A 20 NFT	07.11 - 05.17	1998	B	184 kW	1481	107
INSIGNIA Mk I (A) Sports Tourer (G09) 2.0 Turbo 4x4 (35)	A 20 NHT	07.08 - 05.17	1998	B	162 kW	1481	107
INSIGNIA Mk I (A) Sports Tourer (G09) 2.0 Turbo 4x4 (35)	A 20 NHT	07.11 - 05.17	1998	B	184 kW	1481	107
INSIGNIA Mk I (A) Stufenheck (G09) 1.4 (69)	A 14 NET	04.11 - 05.17	1364	B	103 kW	1467	13
INSIGNIA Mk I (A) Stufenheck (G09) 1.4 (69)	B 14 NET	04.11 - 05.17	1364	B	103 kW	1467	11
INSIGNIA Mk I (A) Stufenheck (G09) 1.4 LPG (69)	A 14 NET	07.12 - 05.17	1364	B/G	103 kW	1467	13
INSIGNIA Mk I (A) Stufenheck (G09) 1.6 Turbo (69)	A 16 LET	01.09 - 05.17	1598	B	132 kW	1474	61
INSIGNIA Mk I (A) Stufenheck (G09) 1.6	A 16 XER	07.08 - 07.12	1598	B	85 kW	1474	61
INSIGNIA Mk I (A) Stufenheck (G09) 1.8 (69)	A 18 XER	07.08 - 05.17	1796	B	103 kW	1476	76
INSIGNIA Mk I (A) Stufenheck (G09) 2.0 CDTI (69)	A 20 DTH	07.13 - 05.17	1956	D	120 kW	1478	85
INSIGNIA Mk I (A) Stufenheck (G09) 2.0 CDTI (69)	A 20 DTH	07.08 - 05.17	1956	D	118 kW	1478	85
INSIGNIA Mk I (A) Stufenheck (G09) 2.0 CDTI (69)	A 20 DTJ	07.08 - 12.14	1956	D	96 kW	1478	85
INSIGNIA Mk I (A) Stufenheck (G09) 2.0 CDTI 4x4 (69)	A 20 DTH	07.08 - 05.17	1956	D	118 kW	1478	85
INSIGNIA Mk I (A) Stufenheck (G09) 2.0 Turbo (69)	A 20 NFT	07.08 - 05.17	1998	B	162 kW	1481	107
INSIGNIA Mk I (A) Stufenheck (G09) 2.0 Turbo (69)	A 20 NFT	09.11 - 05.17	1998	B	184 kW	1481	107
INSIGNIA Mk I (A) Stufenheck (G09) 2.0 Turbo (69)	A 20 NHT	07.08 - 05.17	1998	B	162 kW	1481	107
INSIGNIA Mk I (A) Stufenheck (G09) 2.0 Turbo (69)	A 20 NHT	09.11 - 05.17	1998	B	184 kW	1481	107
INSIGNIA Mk I (A) Stufenheck (G09) 2.0 Turbo 4x4 (69)	A 20 NFT	07.08 - 05.17	1998	B	162 kW	1481	107
INSIGNIA Mk I (A) Stufenheck (G09) 2.0 Turbo 4x4 (69)	A 20 NFT	09.11 - 05.17	1998	B	184 kW	1481	107
INSIGNIA Mk I (A) Stufenheck (G09) 2.0 Turbo 4x4 (69)	A 20 NFT	09.11 - 05.17	1998	B	184 kW	1481	107
INSIGNIA Mk I (A) Stufenheck (G09) 2.0 Turbo 4x4 (69)	A 20 NHT	07.08 - 05.17	1998	B	162 kW	1481	107
INSIGNIA Mk I (A) Stufenheck (G09) 2.0 Turbo 4x4 (69)	A 20 NHT	09.11 - 05.17	1998	B	184 kW	1481	107
INSIGNIA Mk II (B) Schrägheck (Z18) 1.5 (68)	B 15 SFL	03.17	1490	B	103 kW	1468	19
INSIGNIA Mk II (B) Schrägheck (Z18) 1.5 (68)	B 15 SFT	03.17	1490	B	121 kW	1468	19
INSIGNIA Mk II (B) Schrägheck (Z18) 1.5 (68)	D 15 SFL	03.17	1490	B	103 kW	1468	19
INSIGNIA Mk II (B) Schrägheck (Z18) 1.5 (68)	D 15 SFT	03.17	1490	B	121 kW	1468	19
INSIGNIA Mk II (B) Sports Tourer (Z18) 1.5 (35)	B 15 SFL	03.17	1490	B	103 kW	1468	19
INSIGNIA Mk II (B) Sports Tourer (Z18) 1.5 (35)	B 15 SFT	03.17	1490	B	121 kW	1468	19
INSIGNIA Mk II (B) Sports Tourer (Z18) 1.5 (35)	D 15 SFL	03.17	1490	B	103 kW	1468	19
INSIGNIA Mk II (B) Sports Tourer (Z18) 1.5 (35)	D 15 SFT	03.17	1490	B	121 kW	1468	19
MERIVA A (X03) 1.3 CDTI	Y 13 DT	04.05 - 06.10	1248	D	51 kW	1466	5

















MERIVA A (X03) 1.3 CDTi	Z 13 DTJ	01.03 - 10.09	1248	D	55 kW	1466	5
MERIVA A (X03) 1.3 CDTi	Z 13 DT	04.05 - 06.10	1248	D	51 kW	1466	5
MERIVA A (X03) 1.4 16V Twinport	Z 14 XEP	01.03 - 06.10	1364	B	66 kW	1468	18
MERIVA A (X03) 1.6 Turbo	Z 16 LET	05.06 - 06.10	1598	B	132 kW	1474	57
MERIVA A (X03) 1.6 i 16V Twinport	Z 16 XEP	05.03 - 06.10	1598	B	77 kW	1474	58
MERIVA A (X03) 1.6 i 16V	Z 16 XE	01.03 - 09.05	1598	B	74 kW	1472	47
MERIVA A (X03) 1.6 i	Z 16 SE	01.03 - 06.10	1598	B	64 kW	1472	46
MERIVA A (X03) 1.7 CDTi	Z 17 DTH	09.03 - 08.05	1686	D	74 kW	1472	45
MERIVA A (X03) 1.7 CDTi	Z 17 DT	09.03 - 08.05	1686	D	74 kW	1474	56
MERIVA A (X03) 1.7 DTI	Y 17 DT	06.03 - 06.10	1686	D	55 kW	1472	45
MERIVA A (X03) 1.8 i 16V	Z 18 XE	05.03 - 06.10	1796	B	92 kW	1476	75
MERIVA Mk II (B) (S10) 1.3 CDTi	A 13 DTC	06.10	1248	D	55 kW	1466	3
MERIVA Mk II (B) (S10) 1.3 CDTi	A 13 DTE	06.10	1248	D	70 kW	1466	3
MERIVA Mk II (B) (S10) 1.4 LPG	A 14 NEL	06.11	1364	B/G	88 kW	1467	13
MERIVA Mk II (B) (S10) 1.4 LPG	B 14 NEL	06.11	1364	B/G	88 kW	1467	11
MERIVA Mk II (B) (S10) 1.4	A 14 NEL	06.10	1364	B	88 kW	1467	13
MERIVA Mk II (B) (S10) 1.4	A 14 NET	06.10	1364	B	103 kW	1467	13
MERIVA Mk II (B) (S10) 1.4	A 14 XER	06.10	1398	B	74 kW	1468	18
MERIVA Mk II (B) (S10) 1.4	B 14 NEL	06.10	1364	B	88 kW	1467	11
MERIVA Mk II (B) (S10) 1.4	B 14 NET	06.10	1364	B	103 kW	1467	11
MERIVA Mk II (B) (S10) 1.4	B 14 XER	06.10	1398	B	74 kW	1468	16
MERIVA Mk II (B) (S10) 1.7 CDTi	A 17 DT	06.10	1686	D	74 kW	1474	56
MERIVA Mk II (B) (S10) 1.7 CDTi	A 17 DTC	06.10	1686	D	81 kW	1474	56
MERIVA Mk II (B) (S10) 1.7 CDTi	A 17 DTI	06.10	1686	D	81 kW	1474	56
MERIVA Mk II (B) (S10) 1.7 CDTi	A 17 DTS	06.10	1686	D	96 kW	1474	56
MOKKA / MOKKA X (J13) 1.4 4x4	A 14 NET	06.12	1364	B	103 kW	1467	13
MOKKA / MOKKA X (J13) 1.4 4x4	B 14 NET	06.12	1364	B	103 kW	1467	11
MOKKA / MOKKA X (J13) 1.4 4x4	B 14 XFT	06.16	1399	B	112 kW	1468	19
MOKKA / MOKKA X (J13) 1.4	A 14 NET	04.13	1364	B	103 kW	1467	13
MOKKA / MOKKA X (J13) 1.4	B 14 NET	04.13	1364	B	103 kW	1467	11
MOKKA / MOKKA X (J13) 1.6	A 16 XER	06.12	1598	B	85 kW	1474	61
MOKKA / MOKKA X (J13) 1.7 CDTi 4x4	A 17 DTS	06.12	1686	D	96 kW	1474	56
MOKKA / MOKKA X (J13) 1.7 CDTi	A 17 DTS	06.12	1686	D	96 kW	1474	56
MOKKA 1.2 (76)	F 12 XHL (EB2ADTD)	10.20	1199	B	74 kW	1469	27
MOKKA 1.2 (76)	F 12 XHT (EB2ADTS)	10.20	1199	B	96 kW	1469	27
MONTEREY (M92) 3.2	6VD1 (DOHC)	06.92 - 07.98	3165	B	130 kW	1483	119
MOVANO Mk I (A) Chassis/Cab (X70) 2.2 DTI (UD0)	G9T 720	09.00 - 05.10	2188	D	66 kW	1481	110
MOVANO Mk I (A) Chassis/Cab (X70) 2.2 DTI (UD0)	G9T 722	09.00 - 05.10	2188	D	66 kW	1481	110
MOVANO Mk I (A) Chassis/Cab (X70) 2.2 DTI (UD0)	G9T 750	09.00 - 05.10	2188	D	66 kW	1481	110
MOVANO Mk I (A) Chassis/Cab (X70) 2.5 CDTI (ED, UD0)	G9U 632	08.06 - 05.10	2464	D	88 kW	1482	115
MOVANO Mk I (A) Chassis/Cab (X70) 2.5 CDTI (ED, UD0)	G9U 632	08.06 - 05.10	2464	D	107 kW	1482	115
MOVANO Mk I (A) Chassis/Cab (X70) 2.5 CDTI (ED, UD0)	G9U 650	08.06 - 05.10	2464	D	88 kW	1482	115
MOVANO Mk I (A) Chassis/Cab (X70) 2.5 CDTI (ED, UD0)	G9U 650	08.06 - 05.10	2464	D	107 kW	1482	115
MOVANO Mk I (A) Chassis/Cab (X70) 2.5 CDTI (UD0, ED)	G9U 650	10.06 - 12.10	2464	D	74 kW	1482	115
MOVANO Mk I (A) Chassis/Cab (X70) 2.5 CDTI (UD0, ED)	G9U 754	10.06 - 12.10	2464	D	74 kW	1482	115
MOVANO Mk I (A) Chassis/Cab (X70) 2.5 CDTI (UD0, ED)	G9U 754	11.03 - 12.06	2464	D	73 kW	1482	115
MOVANO Mk I (A) Chassis/Cab (X70) 2.5 D (UD0)	S8U 770	10.98 - 08.02	2499	D	59 kW	1482	118
MOVANO Mk I (A) Chassis/Cab (X70) 2.5 D (UD0)	S8U 772	10.98 - 08.02	2499	D	59 kW	1482	118
MOVANO Mk I (A) Chassis/Cab (X70) 2.5 DTI (ED, UD0)	G9U 720	01.01 - 12.06	2464	D	84 kW	1482	115
MOVANO Mk I (A) Chassis/Cab (X70) 2.5 DTI (ED, UD0)	G9U 724	01.01 - 12.06	2464	D	84 kW	1482	115
MOVANO Mk I (A) Chassis/Cab (X70) 2.5 DTI (ED, UD0)	G9U 750	01.01 - 12.06	2464	D	84 kW	1482	115
MOVANO Mk I (A) Chassis/Cab (X70) 2.5 DTI (ED, UD0)	G9U 754	01.01 - 12.06	2464	D	84 kW	1482	115
MOVANO Mk I (A) Chassis/Cab (X70) 2.8 DTI (UD0, ED, HD)	S9W 702	10.98 - 10.01	2799	D	84 kW	1483	120
MOVANO Mk I (A) Combi (X70) 1.9 DTI (JD)	F9Q 770	09.00 - 10.01	1870	D	59 kW	1475	66
MOVANO Mk I (A) Combi (X70) 1.9 DTI (JD)	F9Q 774	10.01 - 05.10	1870	D	60 kW	1475	66
MOVANO Mk I (A) Combi (X70) 2.2 DTI (JD)	G9T 720	09.00 - 05.10	2188	D	66 kW	1481	110
MOVANO Mk I (A) Combi (X70) 2.2 DTI (JD)	G9T 722	09.00 - 05.10	2188	D	66 kW	1481	110
MOVANO Mk I (A) Combi (X70) 2.2 DTI (JD)	G9T 750	09.00 - 05.10	2188	D	66 kW	1481	110
MOVANO Mk I (A) Combi (X70) 2.5 CDTI (JD)	G9U 632	02.03 - 08.09	2464	D	88 kW	1482	115
MOVANO Mk I (A) Combi (X70) 2.5 CDTI (JD)	G9U 632	08.06 - 05.10	2464	D	107 kW	1482	115
MOVANO Mk I (A) Combi (X70) 2.5 CDTI (JD)	G9U 650	10.01 - 08.09	2464	D	74 kW	1482	115
MOVANO Mk I (A) Combi (X70) 2.5 CDTI (JD)	G9U 650	02.03 - 08.09	2464	D	88 kW	1482	115

			<b>ccm</b>		<b>kw</b>		<b>1 POS</b>
MOVANO Mk I (A) Combi (X70) 2.5 CDTI (JD)	G9U 754	10.01 - 08.09	2464	D	74 kW	1482	115
MOVANO Mk I (A) Combi (X70) 2.5 D (JD)	S8U 770	10.98 - 09.00	2499	D	59 kW	1482	118
MOVANO Mk I (A) Combi (X70) 2.5 DTI (JD)	G9U 720	10.01 - 08.09	2464	D	84 kW	1482	115
MOVANO Mk I (A) Combi (X70) 2.5 DTI (JD)	G9U 724	10.01 - 08.09	2464	D	84 kW	1482	115
MOVANO Mk I (A) Combi (X70) 2.5 DTI (JD)	G9U 750	10.01 - 08.09	2464	D	84 kW	1482	115
MOVANO Mk I (A) Combi (X70) 2.5 DTI (JD)	G9U 754	10.01 - 08.09	2464	D	84 kW	1482	115
MOVANO Mk I (A) Combi (X70) 2.8 DTI (JD)	S9W 702	10.98 - 10.01	2799	D	84 kW	1483	120
MOVANO Mk I (A) Van (X70) 1.9 DTI (FD)	F9Q 770	09.00 - 10.01	1870	D	59 kW	1475	66
MOVANO Mk I (A) Van (X70) 1.9 DTI (FD)	F9Q 774	10.01 - 05.10	1870	D	60 kW	1475	66
MOVANO Mk I (A) Van (X70) 2.2 DTI (FD)	G9T 720	09.00 - 05.10	2188	D	66 kW	1481	110
MOVANO Mk I (A) Van (X70) 2.2 DTI (FD)	G9T 722	09.00 - 05.10	2188	D	66 kW	1481	110
MOVANO Mk I (A) Van (X70) 2.2 DTI (FD)	G9T 750	09.00 - 05.10	2188	D	66 kW	1481	110
MOVANO Mk I (A) Van (X70) 2.5 (FD)	G9U 754	11.03 - 12.06	2464	D	73 kW	1482	115
MOVANO Mk I (A) Van (X70) 2.5 CDTI (FD)	G9U 632	08.06 - 05.10	2464	D	107 kW	1482	115
MOVANO Mk I (A) Van (X70) 2.5 CDTI (FD)	G9U 632	08.06 - 05.10	2464	D	88 kW	1482	115
MOVANO Mk I (A) Van (X70) 2.5 CDTI (FD)	G9U 650	10.06 - 12.10	2464	D	74 kW	1482	115
MOVANO Mk I (A) Van (X70) 2.5 CDTI (FD)	G9U 650	08.06 - 05.10	2464	D	88 kW	1482	115
MOVANO Mk I (A) Van (X70) 2.5 CDTI (FD)	G9U 754	10.06 - 12.10	2464	D	74 kW	1482	115
MOVANO Mk I (A) Van (X70) 2.5 D (FD)	S8U 770	10.98 - 09.00	2499	D	59 kW	1482	118
MOVANO Mk I (A) Van (X70) 2.5 DTI (FD)	G9U 720	10.01 - 05.10	2464	D	84 kW	1482	115
MOVANO Mk I (A) Van (X70) 2.5 DTI (FD)	G9U 724	10.01 - 05.10	2464	D	84 kW	1482	115
MOVANO Mk I (A) Van (X70) 2.5 DTI (FD)	G9U 750	10.01 - 05.10	2464	D	84 kW	1482	115
MOVANO Mk I (A) Van (X70) 2.5 DTI (FD)	G9U 754	10.01 - 05.10	2464	D	84 kW	1482	115
MOVANO Mk I (A) Van (X70) 2.8 TDI (FD)	S9W 702	10.98 - 10.01	2799	D	84 kW	1483	120
MOVANO Mk II (B) Chassis/Cab (X62) 2.3 CDTI FWD (UV, EV)	M9T 870	05.14	2298	D	81 kW	1479	96
MOVANO Mk II (B) Chassis/Cab (X62) 2.3 CDTI FWD (UV, HV)	M9T 670	05.10	2298	D	74 kW	1479	97
MOVANO Mk II (B) Chassis/Cab (X62) 2.3 CDTI FWD (UV, HV)	M9T 672	05.10	2298	D	74 kW	1479	97
MOVANO Mk II (B) Chassis/Cab (X62) 2.3 CDTI FWD (UV, HV)	M9T 676	05.10	2298	D	74 kW	1479	97
MOVANO Mk II (B) Chassis/Cab (X62) 2.3 CDTI FWD (UV, HV)	M9T 702	05.14	2298	D	100 kW	1479	97
MOVANO Mk II (B) Chassis/Cab (X62) 2.3 CDTI FWD (UV, HV)	M9T 706	11.16	2298	D	125 kW	1479	97
MOVANO Mk II (B) Chassis/Cab (X62) 2.3 CDTI FWD (UV, HV)	M9T 870	05.10	2298	D	74 kW	1479	96
MOVANO Mk II (B) Chassis/Cab (X62) 2.3 CDTI FWD (UV, HV, EV)	M9T 670	05.10	2298	D	92 kW	1479	97
MOVANO Mk II (B) Chassis/Cab (X62) 2.3 CDTI FWD (UV, HV, EV)	M9T 672	05.10	2298	D	92 kW	1479	97
MOVANO Mk II (B) Chassis/Cab (X62) 2.3 CDTI FWD (UV, HV, EV)	M9T 676	05.10	2298	D	92 kW	1479	97
MOVANO Mk II (B) Chassis/Cab (X62) 2.3 CDTI FWD (UV, HV, EV)	M9T 678	05.10	2298	D	107 kW	1479	97
MOVANO Mk II (B) Chassis/Cab (X62) 2.3 CDTI FWD (UV, HV, EV)	M9T 680	05.10	2298	D	92 kW	1479	97
MOVANO Mk II (B) Chassis/Cab (X62) 2.3 CDTI FWD (UV, HV, EV)	M9T 680	05.10	2298	D	107 kW	1479	97
MOVANO Mk II (B) Chassis/Cab (X62) 2.3 CDTI FWD (UV, HV, EV)	M9T 696	05.10	2298	D	92 kW	1479	97
MOVANO Mk II (B) Chassis/Cab (X62) 2.3 CDTI FWD (UV, HV, EV)	M9T 704	10.16	2298	D	96 kW	1479	97
MOVANO Mk II (B) Chassis/Cab (X62) 2.3 CDTI FWD (UV, HV, EV)	M9T 706	05.10	2298	D	107 kW	1479	97
MOVANO Mk II (B) Chassis/Cab (X62) 2.3 CDTI FWD (UV, HV, EV)	M9T 876	05.10	2298	D	92 kW	1479	96
MOVANO Mk II (B) Chassis/Cab (X62) 2.3 CDTI RWD (HV, UV)	M9T 898	05.10	2298	D	110 kW	1479	96
MOVANO Mk II (B) Chassis/Cab (X62) 2.3 CDTI RWD (UV, HV)	M9T 670	07.10	2298	D	74 kW	1479	97
MOVANO Mk II (B) Chassis/Cab (X62) 2.3 CDTI RWD (UV, HV)	M9T 690	07.10	2298	D	74 kW	1479	97
MOVANO Mk II (B) Chassis/Cab (X62) 2.3 CDTI RWD (UV, HV)	M9T 692	07.10	2298	D	74 kW	1479	97
MOVANO Mk II (B) Chassis/Cab (X62) 2.3 CDTI RWD (UV, HV)	M9T 700	05.14	2298	D	120 kW	1479	97
MOVANO Mk II (B) Chassis/Cab (X62) 2.3 CDTI RWD (UV, HV)	M9T 700	05.14	2298	D	100 kW	1479	97
MOVANO Mk II (B) Chassis/Cab (X62) 2.3 CDTI RWD (UV, HV)	M9T 710	10.16	2298	D	96 kW	1479	97
MOVANO Mk II (B) Chassis/Cab (X62) 2.3 CDTI RWD (UV, HV)	M9T 870	07.10	2298	D	74 kW	1479	96
MOVANO Mk II (B) Chassis/Cab (X62) 2.3 CDTI RWD (UV, HV)	M9T 890	07.10	2298	D	74 kW	1480	98
MOVANO Mk II (B) Chassis/Cab (X62) 2.3 CDTI RWD (UV, HV, EV)	M9T 686	07.10	2298	D	92 kW	1479	97
MOVANO Mk II (B) Chassis/Cab (X62) 2.3 CDTI RWD (UV, HV, EV)	M9T 690	07.10	2298	D	92 kW	1479	97
MOVANO Mk II (B) Chassis/Cab (X62) 2.3 CDTI RWD (UV, HV, EV)	M9T 692	07.10	2298	D	92 kW	1479	97
MOVANO Mk II (B) Chassis/Cab (X62) 2.3 CDTI RWD (UV, HV, EV)	M9T 694	07.10	2298	D	107 kW	1479	97
MOVANO Mk II (B) Chassis/Cab (X62) 2.3 CDTI RWD (UV, HV, EV)	M9T 696	07.10	2298	D	92 kW	1479	97
MOVANO Mk II (B) Chassis/Cab (X62) 2.3 CDTI RWD (UV, HV, EV)	M9T 696	07.10	2298	D	107 kW	1479	97
MOVANO Mk II (B) Chassis/Cab (X62) 2.3 CDTI RWD (UV, HV, EV)	M9T 698	07.10	2298	D	92 kW	1479	97
MOVANO Mk II (B) Chassis/Cab (X62) 2.3 CDTI RWD (UV, HV, EV)	M9T 698	07.10	2298	D	107 kW	1479	97
MOVANO Mk II (B) Chassis/Cab (X62) 2.3 CDTI RWD (UV, HV, EV)	M9T 876	07.10	2298	D	92 kW	1479	96
MOVANO Mk II (B) Chassis/Cab (X62) 2.3 CDTI RWD (UV, HV, EV)	M9T 890	07.10	2298	D	92 kW	1480	98
MOVANO Mk II (B) Chassis/Cab (X62) 2.3 CDTI RWD (UV, HV, EV)	M9T 898	07.10	2298	D	92 kW	1479	96
MOVANO Mk II (B) Combi (X62) 2.3 CDTI FWD (JV)	M9T 670	05.10	2298	D	74 kW	1479	97








							
MOVANO Mk II (B) Combi (X62) 2.3 CDTI FWD (JV)	M9T 670	05.10	2298	D	92 kW	1479	97
MOVANO Mk II (B) Combi (X62) 2.3 CDTI FWD (JV)	M9T 672	05.10	2298	D	74 kW	1479	97
MOVANO Mk II (B) Combi (X62) 2.3 CDTI FWD (JV)	M9T 672	05.10	2298	D	92 kW	1479	97
MOVANO Mk II (B) Combi (X62) 2.3 CDTI FWD (JV)	M9T 676	05.10	2298	D	74 kW	1479	97
MOVANO Mk II (B) Combi (X62) 2.3 CDTI FWD (JV)	M9T 676	05.10	2298	D	92 kW	1479	97
MOVANO Mk II (B) Combi (X62) 2.3 CDTI FWD (JV)	M9T 678	05.10	2298	D	107 kW	1479	97
MOVANO Mk II (B) Combi (X62) 2.3 CDTI FWD (JV)	M9T 680	05.10	2298	D	92 kW	1479	97
MOVANO Mk II (B) Combi (X62) 2.3 CDTI FWD (JV)	M9T 680	05.10	2298	D	107 kW	1479	97
MOVANO Mk II (B) Combi (X62) 2.3 CDTI FWD (JV)	M9T 702	05.14	2298	D	100 kW	1479	97
MOVANO Mk II (B) Combi (X62) 2.3 CDTI FWD (JV)	M9T 702	05.14	2298	D	120 kW	1479	97
MOVANO Mk II (B) Combi (X62) 2.3 CDTI FWD (JV)	M9T 706	05.10	2298	D	107 kW	1479	97
MOVANO Mk II (B) Combi (X62) 2.3 CDTI FWD (JV)	M9T 706	07.15	2298	D	125 kW	1479	97
MOVANO Mk II (B) Combi (X62) 2.3 CDTI FWD (JV)	M9T 870	05.14	2298	D	81 kW	1479	96
MOVANO Mk II (B) Combi (X62) 2.3 CDTI FWD (JV)	M9T 876	05.10	2298	D	92 kW	1479	96
MOVANO Mk II (B) VAN (X62) 2.3 CDTI FWD (FV)	M9T 670	05.10	2298	D	74 kW	1479	97
MOVANO Mk II (B) VAN (X62) 2.3 CDTI FWD (FV)	M9T 670	05.10	2298	D	92 kW	1479	97
MOVANO Mk II (B) VAN (X62) 2.3 CDTI FWD (FV)	M9T 672	05.10	2298	D	74 kW	1479	97
MOVANO Mk II (B) VAN (X62) 2.3 CDTI FWD (FV)	M9T 672	05.10	2298	D	92 kW	1479	97
MOVANO Mk II (B) VAN (X62) 2.3 CDTI FWD (FV)	M9T 676	05.10	2298	D	74 kW	1479	97
MOVANO Mk II (B) VAN (X62) 2.3 CDTI FWD (FV)	M9T 676	05.10	2298	D	92 kW	1479	97
MOVANO Mk II (B) VAN (X62) 2.3 CDTI FWD (FV)	M9T 678	05.10	2298	D	107 kW	1479	97
MOVANO Mk II (B) VAN (X62) 2.3 CDTI FWD (FV)	M9T 680	05.10	2298	D	92 kW	1479	97
MOVANO Mk II (B) VAN (X62) 2.3 CDTI FWD (FV)	M9T 680	05.10	2298	D	107 kW	1479	97
MOVANO Mk II (B) VAN (X62) 2.3 CDTI FWD (FV)	M9T 702	05.14	2298	D	100 kW	1479	97
MOVANO Mk II (B) VAN (X62) 2.3 CDTI FWD (FV)	M9T 702	05.14	2298	D	120 kW	1479	97
MOVANO Mk II (B) VAN (X62) 2.3 CDTI FWD (FV)	M9T 704	10.16	2298	D	96 kW	1479	97
MOVANO Mk II (B) VAN (X62) 2.3 CDTI FWD (FV)	M9T 706	05.10	2298	D	107 kW	1479	97
MOVANO Mk II (B) VAN (X62) 2.3 CDTI FWD (FV)	M9T 706	11.16	2298	D	125 kW	1479	97
MOVANO Mk II (B) VAN (X62) 2.3 CDTI FWD (FV)	M9T 870	05.10	2298	D	74 kW	1479	96
MOVANO Mk II (B) VAN (X62) 2.3 CDTI FWD (FV)	M9T 870	02.12	2298	D	81 kW	1479	96
MOVANO Mk II (B) VAN (X62) 2.3 CDTI FWD (FV)	M9T 876	05.10	2298	D	92 kW	1479	96
MOVANO Mk II (B) VAN (X62) 2.3 CDTI RWD (FV)	M9T 686	05.10	2298	D	92 kW	1479	97
MOVANO Mk II (B) VAN (X62) 2.3 CDTI RWD (FV)	M9T 690	05.10	2298	D	74 kW	1479	97
MOVANO Mk II (B) VAN (X62) 2.3 CDTI RWD (FV)	M9T 690	05.10	2298	D	92 kW	1479	97
MOVANO Mk II (B) VAN (X62) 2.3 CDTI RWD (FV)	M9T 692	05.10	2298	D	74 kW	1479	97
MOVANO Mk II (B) VAN (X62) 2.3 CDTI RWD (FV)	M9T 692	05.10	2298	D	92 kW	1479	97
MOVANO Mk II (B) VAN (X62) 2.3 CDTI RWD (FV)	M9T 694	05.10	2298	D	107 kW	1479	97
MOVANO Mk II (B) VAN (X62) 2.3 CDTI RWD (FV)	M9T 696	05.10	2298	D	92 kW	1479	97
MOVANO Mk II (B) VAN (X62) 2.3 CDTI RWD (FV)	M9T 696	05.10	2298	D	107 kW	1479	97
MOVANO Mk II (B) VAN (X62) 2.3 CDTI RWD (FV)	M9T 698	05.10	2298	D	92 kW	1479	97
MOVANO Mk II (B) VAN (X62) 2.3 CDTI RWD (FV)	M9T 698	05.10	2298	D	107 kW	1479	97
MOVANO Mk II (B) VAN (X62) 2.3 CDTI RWD (FV)	M9T 700	05.14	2298	D	120 kW	1479	97
MOVANO Mk II (B) VAN (X62) 2.3 CDTI RWD (FV)	M9T 700	05.14	2298	D	100 kW	1479	97
MOVANO Mk II (B) VAN (X62) 2.3 CDTI RWD (FV)	M9T 702	05.14	2298	D	100 kW	1479	97
MOVANO Mk II (B) VAN (X62) 2.3 CDTI RWD (FV)	M9T 710	10.16	2298	D	96 kW	1479	97
MOVANO Mk II (B) VAN (X62) 2.3 CDTI RWD (FV)	M9T 870	05.10	2298	D	74 kW	1479	96
MOVANO Mk II (B) VAN (X62) 2.3 CDTI RWD (FV)	M9T 876	05.10	2298	D	92 kW	1479	96
MOVANO Mk III (C) Chassis/Cab (U9) 2.2 D	4HB (DW12RUD)	12.21	2179	D	103 kW	1480	100
MOVANO Mk III (C) VAN (U9) 2.2 D	4HB (DW12RUD)	12.21	2179	D	103 kW	1480	100
MOVANO Mk III (C) VAN (U9) 2.2 D	4HH (DW12RUC)	12.21	2179	D	121 kW	1480	100
NOVA CC (S83) 1.0	10 S	05.83 - 03.93	993	B	33 kW	1467	8
NOVA CC (S83) 1.2 N	12 NV	01.90 - 03.93	1196	B	38 kW	1471	37
NOVA CC (S83) 1.2 S	12 ST	05.83 - 02.90	1196	B	40 kW	1471	38
NOVA CC (S83) 1.2	C 12 NZ	09.89 - 03.93	1195	B	33 kW	1467	7
NOVA CC (S83) 1.3 S	13 SB	05.83 - 10.89	1297	B	51 kW	1469	25
NOVA CC (S83) 1.4 S	14 NV	01.90 - 03.93	1389	B	55 kW	1470	30
NOVA CC (S83) 1.4 i S	C 14 SE	09.91 - 03.93	1389	B	60 kW	1470	32
NOVA CC (S83) 1.4 i	C 14 NZ	01.90 - 03.93	1389	B	44 kW	1470	31
NOVA CC (S83) 1.5 D	15 D	09.87 - 03.93	1488	D	37 kW	1470	28
NOVA CC (S83) 1.5 TD	15 DT (T4EC1)	01.90 - 03.93	1488	D	49 kW	1470	29
NOVA CC (S83) 1.6 GSI Cat	C 16 SE	02.92 - 03.93	1598	B	74 kW	1471	40
NOVA CC (S83) 1.6 GSI	C 16 SEI	09.89 - 03.93	1598	B	72 kW	1471	41

			<b>ccm</b>		<b>kw</b>		<b>1 POS</b>
NOVA CC (S83) 1.6 GSI	E 16 SE	05.88 - 03.92	1598	B	74 kW	1474	62
NOVA Stufenheck (S83) 1.0	10 S	09.82 - 10.87	993	B	33 kW	1467	8
NOVA Stufenheck (S83) 1.2 S	12 ST	09.82 - 10.87	1196	B	40 kW	1471	38
NOVA Stufenheck (S83) 1.2	C 12 NZ	02.92 - 12.93	1195	B	33 kW	1467	7
NOVA Stufenheck (S83) 1.3 S	13 SB	09.82 - 10.87	1297	B	51 kW	1469	25
NOVA Stufenheck (S83) 1.4 S	14 NV	01.90 - 02.93	1389	B	55 kW	1470	30
NOVA Stufenheck (S83) 1.4	C 14 NZ	10.90 - 08.92	1389	B	44 kW	1470	31
NOVA Stufenheck (S83) 1.4	C 14 SE	09.90 - 08.92	1389	B	60 kW	1470	32
NOVA Stufenheck (S83) 1.5 TD	15 DT (T4EC1)	01.90 - 02.93	1488	D	49 kW	1470	29
NOVAVAN Kasten/Schrägheck (S83) 1.0	10 S	10.91 - 12.91	993	B	33 kW	1467	8
NOVAVAN Kasten/Schrägheck (S83) 1.2	12 NV	01.90 - 10.94	1196	B	38 kW	1471	37
NOVAVAN Kasten/Schrägheck (S83) 1.4	14 NV	11.90 - 03.93	1389	B	55 kW	1470	30
NOVAVAN Kasten/Schrägheck (S83) 1.5 D	15 D	01.91 - 10.94	1488	D	37 kW	1470	28
OMEGA (B) Kombi (V94) 2.0 16V	X 20 XEV	03.94 - 07.01	1998	B	100 kW	1480	102
OMEGA (B) Kombi (V94) 2.0 DTI 16V	X 20 DTH	01.98 - 09.00	1995	D	74 kW	1478	88
OMEGA (B) Kombi (V94) 2.0 Dualfuel	X 20 XEV	01.99 - 07.01	1998	B/G	100 kW	1480	102
OMEGA (B) Kombi (V94) 2.0	X 20 SE	03.94 - 09.99	1998	B	85 kW	1480	101
OMEGA (B) Kombi (V94) 2.2 16V	Y 22 XE	02.94 - 06.03	2198	B	106 kW	1481	105
OMEGA (B) Kombi (V94) 2.2 16V	Z 22 XE	02.94 - 06.03	2198	B	106 kW	1481	105
OMEGA (B) Kombi (V94) 2.2 DTI 16V	Y 22 DTH	08.00 - 06.03	2171	D	88 kW	1479	91
OMEGA (B) Kombi (V94) 2.5 TD	25 DT	04.94 - 07.01	2498	D	96 kW	1476	70
OMEGA (B) Kombi (V94) 2.5 TD	U 25 DT	04.94 - 07.01	2498	D	96 kW	1476	74
OMEGA (B) Kombi (V94) 2.5 TD	U 25 TD	04.94 - 07.01	2498	D	96 kW	1476	70
OMEGA (B) Kombi (V94) 2.5 TD	X 25 DT	04.94 - 07.01	2498	D	96 kW	1476	71
OMEGA (B) Kombi (V94) 2.5 TD	X 25 TD	04.94 - 07.01	2498	D	96 kW	1476	71
OMEGA (B) Kombi (V94) 2.5 V6	X 25 XE	03.94 - 09.00	2498	B	125 kW	1477	78
OMEGA (B) Kombi (V94) 2.6 V6	Y 26 SE	08.00 - 06.03	2597	B	132 kW	1478	87
OMEGA (B) Kombi (V94) 3.0 V6	X 30 XE	07.94 - 07.00	2962	B	155 kW	1481	105
OMEGA (B) Kombi (V94) 3.2 V6	Y 32 SE	02.01 - 06.03	3175	B	160 kW	1482	112
OMEGA (B) Stufenheck (V94) 2.0 16V	X 20 XEV	03.94 - 07.01	1998	B	100 kW	1480	102
OMEGA (B) Stufenheck (V94) 2.0 DTI 16V	X 20 DTH	01.98 - 09.00	1995	D	74 kW	1478	88
OMEGA (B) Stufenheck (V94) 2.0 Dualfuel	X 20 XEV	05.98 - 07.01	1998	B/G	100 kW	1480	102
OMEGA (B) Stufenheck (V94) 2.0	20 SE	03.94 - 09.99	1998	B	85 kW	1480	101
OMEGA (B) Stufenheck (V94) 2.0	20 SE	09.95 - 09.96	1998	B	85 kW	1480	101
OMEGA (B) Stufenheck (V94) 2.0	X 20 SE	03.94 - 09.99	1998	B	85 kW	1480	101
OMEGA (B) Stufenheck (V94) 2.0	X 20 SE	09.95 - 09.96	1998	B	85 kW	1480	101
OMEGA (B) Stufenheck (V94) 2.2 16V	Y 22 XE	01.94 - 06.03	2198	B	106 kW	1481	105
OMEGA (B) Stufenheck (V94) 2.2 16V	Z 22 XE	01.94 - 06.03	2198	B	106 kW	1481	105
OMEGA (B) Stufenheck (V94) 2.2 DTI 16V	Y 22 DTH	08.00 - 07.03	2171	D	88 kW	1479	91
OMEGA (B) Stufenheck (V94) 2.5 TD	25 DT	04.94 - 07.01	2498	D	96 kW	1476	70
OMEGA (B) Stufenheck (V94) 2.5 TD	U 25 DT	04.94 - 07.01	2498	D	96 kW	1476	74
OMEGA (B) Stufenheck (V94) 2.5 TD	U 25 TD	04.94 - 07.01	2498	D	96 kW	1476	70
OMEGA (B) Stufenheck (V94) 2.5 TD	X 25 DT	04.94 - 07.01	2498	D	96 kW	1476	71
OMEGA (B) Stufenheck (V94) 2.5 TD	X 25 TD	04.94 - 07.01	2498	D	96 kW	1476	71
OMEGA (B) Stufenheck (V94) 2.5 V6	X 25 XE	03.94 - 09.00	2498	B	125 kW	1477	78
OMEGA (B) Stufenheck (V94) 2.6 V6	Y 26 SE	08.00 - 07.03	2597	B	132 kW	1478	87
OMEGA (B) Stufenheck (V94) 3.0 V6	X 30 XE	04.94 - 07.00	2962	B	155 kW	1481	105
OMEGA (B) Stufenheck (V94) 3.2 V6	Y 32 SE	02.01 - 07.03	3175	B	160 kW	1482	112
RASCAL Bus (RAS) 1.0	F10A	07.86 - 08.93	970	B	34 kW	1466	1
RASCAL Pritsche/Fahrgestell (RAS) 1.0	F10A	07.86 - 08.93	970	B	34 kW	1466	1
SENATOR Mk II (B) (V88) 3.0 24V	C 30 SE	09.89 - 09.93	2969	B	150 kW	1483	122
SENATOR 2.0 E	H 20 E	03.83 - 10.84	1979	B	85 kW	1483	123
SIGNUM (Z03) 1.8	Z 18 XER	08.05 - 05.08	1796	B	103 kW	1476	76
SIGNUM (Z03) 1.8	Z 18 XE	06.03 - 07.05	1796	B	90 kW	1476	75
SIGNUM (Z03) 1.9 CDTI 16V	Z 19 DTH	04.04 - 03.08	1910	D	110 kW	1477	80
SIGNUM (Z03) 1.9 CDTI	Z 19 DT	04.04 - 03.08	1910	D	88 kW	1477	79
SIGNUM (Z03) 2.0 DTI	Y 20 DTH	05.03 - 04.04	1995	D	74 kW	1478	88
SIGNUM (Z03) 2.0 i Turbo	Z 20 NET	03.03 - 10.08	1998	B	129 kW	1481	106
SIGNUM (Z03) 2.2 DTI	Y 22 DTR	05.03 - 05.08	2172	D	92 kW	1479	91
SIGNUM (Z03) 2.2 i	Z 22 YH	05.03 - 05.08	2198	B	114 kW	1480	103
SIGNUM (Z03) 3.2 V6	Z 32 SE	05.03 - 05.08	3175	B	155 kW	1482	114
SINTRA (APV) 2.2 DTI	X 22 DTH	07.97 - 04.99	2171	D	85 kW	1479	91

















SINTRA (APV) 2.2 i 16 V	X 22 XE	11.96 - 04.99	2198	B	104 kW	1480	102
SINTRA (APV) 3.0 i 24V	X 30 XE	11.96 - 04.99	2962	B	148 kW	1481	105
TIGRA Mk I (S93) 1.4 16V	X 14 XE	07.94 - 12.00	1389	B	66 kW	1470	34
TIGRA Mk I (S93) 1.6 16V	X 16 XE	07.94 - 12.00	1598	B	78 kW	1472	43
TIGRA TwinTop (X04) 1.3 CDTI	Z 13 DT	06.04 - 08.09	1248	D	51 kW	1466	5
TIGRA TwinTop (X04) 1.4	Z 14 XEP	06.04 - 08.09	1364	B	66 kW	1468	18
TIGRA TwinTop (X04) 1.8	Z 18 XE	06.04 - 08.09	1796	B	92 kW	1476	75
VECTRA (B) CC (J96) 1.6 i (F68)	X 16 SZR	08.95 - 10.01	1598	B	55 kW	1471	40
VECTRA (B) CC (J96) 1.6 i 16V (F68)	X 16 XEL	08.95 - 10.01	1598	B	74 kW	1473	49
VECTRA (B) CC (J96) 1.6 i 16V (F68)	Y 16 XE	08.95 - 10.01	1598	B	74 kW	1473	55
VECTRA (B) CC (J96) 1.6 i 16V (F68)	Z 16 XE	08.95 - 10.01	1598	B	74 kW	1472	47
VECTRA (B) CC (J96) 1.7 TD (F68)	X 17 DT (TC4EE1)	10.95 - 11.96	1686	D	60 kW	1474	60
VECTRA (B) CC (J96) 1.8 Dualfuel (F68)	Z 18 XE	09.00 - 07.03	1796	B/G	92 kW	1476	75
VECTRA (B) CC (J96) 1.8 i 16V (F68)	X 18 XE1	10.95 - 09.00	1796	B	85 kW	1476	75
VECTRA (B) CC (J96) 1.8 i 16V (F68)	X 18 XE	10.95 - 09.00	1799	B	85 kW	1476	77
VECTRA (B) CC (J96) 1.8 i 16V (F68)	X 18 XE	09.95 - 09.00	1799	B	85 kW	1476	77
VECTRA (B) CC (J96) 1.8 i 16V (F68)	Z 18 XE	09.00 - 07.03	1796	B	92 kW	1476	75
VECTRA (B) CC (J96) 2.0 DTi 16V (F68)	X 20 DTH	06.97 - 10.01	1995	D	74 kW	1478	88
VECTRA (B) CC (J96) 2.0 DTi 16V (F68)	Y 20 DTH	06.97 - 10.01	1995	D	74 kW	1478	88
VECTRA (B) CC (J96) 2.0 Di 16V (F68)	X 20 DTL	08.95 - 10.01	1995	D	60 kW	1478	88
VECTRA (B) CC (J96) 2.0 Dualfuel (F68)	X 20 XEV	08.98 - 01.01	1998	B/G	100 kW	1480	102
VECTRA (B) CC (J96) 2.0 i 16V (F68)	X 20 XEV	10.95 - 01.01	1998	B	100 kW	1480	102
VECTRA (B) CC (J96) 2.2 DTi 16V (F68)	Y 22 DTR	08.95 - 10.01	2172	D	92 kW	1479	91
VECTRA (B) CC (J96) 2.2 i 16V (F68)	Z 22 SE	09.00 - 07.03	2198	B	108 kW	1480	103
VECTRA (B) CC (J96) 2.5 i GSi (F68)	X 25 XE	03.98 - 07.00	2498	B	143 kW	1477	78
VECTRA (B) CC (J96) 2.5 i V6 (F68)	X 25 XE	09.95 - 08.00	2498	B	125 kW	1477	78
VECTRA (B) CC (J96) 2.6 i V6 (F68)	Y 26 SE	09.00 - 07.03	2597	B	125 kW	1478	87
VECTRA (B) Kombi (J96) 1.8 Dualfuel (F35)	Z 18 XE	09.00 - 03.02	1796	B/G	92 kW	1476	75
VECTRA (B) Kombi (J96) 1.8 i 16V (F35)	X 18 XE1	11.96 - 09.00	1796	B	85 kW	1476	75
VECTRA (B) Kombi (J96) 1.8 i 16V (F35)	X 18 XE	11.96 - 09.00	1799	B	85 kW	1476	77
VECTRA (B) Kombi (J96) 1.8 i 16V (F35)	X 18 XE	09.96 - 09.00	1799	B	85 kW	1476	77
VECTRA (B) Kombi (J96) 1.8 i 16V (F35)	Z 18 XE	09.00 - 03.02	1796	B	92 kW	1476	75
VECTRA (B) Kombi (J96) 2.0 Di 16V (F35)	X 20 DTL	08.95 - 10.01	1995	D	60 kW	1478	88
VECTRA (B) Kombi (J96) 2.0 DTi 16V (F35)	X 20 DTH	08.95 - 10.01	1995	D	74 kW	1478	88
VECTRA (B) Kombi (J96) 2.0 DTi 16V (F35)	Y 20 DTH	08.95 - 10.01	1995	D	74 kW	1478	88
VECTRA (B) Kombi (J96) 2.0 Dualfuel (F35)	X 20 XEV	10.98 - 01.01	1998	B/G	100 kW	1480	102
VECTRA (B) Kombi (J96) 2.0 i 16V (F35)	X 20 XEV	10.95 - 01.01	1998	B	100 kW	1480	102
VECTRA (B) Kombi (J96) 2.2 DTi 16V (F35)	Y 22 DTR	08.95 - 10.01	2172	D	92 kW	1479	91
VECTRA (B) Kombi (J96) 2.2 i 16V (F35)	Z 22 SE	08.95 - 10.01	2198	B	108 kW	1480	103
VECTRA (B) Kombi (J96) 2.5 i GSi (F35)	X 25 XE	05.98 - 09.99	2498	B	143 kW	1477	78
VECTRA (B) Kombi (J96) 2.5 i V6 (F35)	X 25 XE	11.96 - 08.00	2498	B	125 kW	1477	78
VECTRA (B) Kombi (J96) 2.6 i V6 (F35)	Y 26 SE	09.00 - 03.02	2597	B	125 kW	1478	87
VECTRA (B) Stufenheck (J96) 1.6 i (F19)	X 16 SZR	08.95 - 10.01	1598	B	55 kW	1471	40
VECTRA (B) Stufenheck (J96) 1.6 i 16V (F19)	X 16 XEL	08.95 - 10.01	1598	B	74 kW	1473	49
VECTRA (B) Stufenheck (J96) 1.6 i 16V (F19)	Y 16 XE	08.95 - 10.01	1598	B	74 kW	1473	55
VECTRA (B) Stufenheck (J96) 1.6 i 16V (F19)	Z 16 XE	08.95 - 10.01	1598	B	74 kW	1472	47
VECTRA (B) Stufenheck (J96) 1.7 TD (F19)	X 17 DT (TC4EE1)	10.95 - 11.96	1686	D	60 kW	1474	60
VECTRA (B) Stufenheck (J96) 1.8 Dualfuel (F19)	Z 18 XE	09.00 - 03.02	1796	B/G	92 kW	1476	75
VECTRA (B) Stufenheck (J96) 1.8 i 16V (F19)	X 18 XE1	10.95 - 09.00	1796	B	85 kW	1476	75
VECTRA (B) Stufenheck (J96) 1.8 i 16V (F19)	X 18 XE1	10.95 - 09.00	1796	B	85 kW	1476	75
VECTRA (B) Stufenheck (J96) 1.8 i 16V (F19)	X 18 XE	10.95 - 09.00	1799	B	85 kW	1476	77
VECTRA (B) Stufenheck (J96) 1.8 i 16V (F19)	Z 18 XEL	10.95 - 09.00	1796	B	85 kW	1476	75
VECTRA (B) Stufenheck (J96) 1.8 i 16V (F19)	Z 18 XE	09.00 - 03.02	1796	B	92 kW	1476	75
VECTRA (B) Stufenheck (J96) 2.0 Di 16V (F19)	X 20 DTL	08.95 - 10.01	1995	D	60 kW	1478	88
VECTRA (B) Stufenheck (J96) 2.0 DTi 16V (F19)	X 20 DTH	08.95 - 10.01	1995	D	74 kW	1478	88
VECTRA (B) Stufenheck (J96) 2.0 DTi 16V (F19)	Y 20 DTH	08.95 - 10.01	1995	D	74 kW	1478	88
VECTRA (B) Stufenheck (J96) 2.0 Dualfuel (F19)	X 20 XEV	05.98 - 01.01	1998	B/G	100 kW	1480	102
VECTRA (B) Stufenheck (J96) 2.0 i 16V (F19)	X 20 XEV	10.95 - 01.01	1998	B	100 kW	1480	102
VECTRA (B) Stufenheck (J96) 2.2 DTi 16V (F19)	Y 22 DTR	08.95 - 10.01	2172	D	92 kW	1479	91
VECTRA (B) Stufenheck (J96) 2.2 i 16V (F19)	Z 22 SE	08.95 - 10.01	2198	B	108 kW	1480	103
VECTRA (B) Stufenheck (J96) 2.5 i GSi (F19)	X 25 XE	03.98 - 07.00	2498	B	143 kW	1477	78
VECTRA (B) Stufenheck (J96) 2.5 i V6 (F19)	X 25 XE	09.95 - 08.00	2498	B	125 kW	1477	78

			<b>ccm</b>		<b>kw</b>		<b>1 POS</b>
VECTRA (B) Stufenheck (J96) 2.6 i V6 (F19)	Y 26 SE	09.00 - 03.02	2597	B	125 kW	1478	87
VECTRA Mk II (C) (Z02) 1.8 16V Dualfuel	Z 18 XE	04.02 - 07.08	1796	B/G	90 kW	1476	75
VECTRA Mk II (C) (Z02) 1.8 16V	Z 18 XE	04.02 - 07.08	1796	B	90 kW	1476	75
VECTRA Mk II (C) (Z02) 1.8	Z 18 XER	01.06 - 07.08	1796	B	103 kW	1476	76
VECTRA Mk II (C) (Z02) 1.9 CDTI 16V	Z 19 DTH	04.04 - 08.08	1910	D	110 kW	1477	80
VECTRA Mk II (C) (Z02) 1.9 CDTI	Z 19 DT	04.02 - 09.08	1910	D	88 kW	1477	79
VECTRA Mk II (C) (Z02) 2.0 16V Turbo	Z 20 NET	01.00 - 10.08	1998	B	129 kW	1481	106
VECTRA Mk II (C) (Z02) 2.0 DTI 16V	Y 20 DTH	04.02 - 10.08	1995	D	74 kW	1478	88
VECTRA Mk II (C) (Z02) 2.2 16V	Z 22 SE	01.02 - 10.08	2198	B	108 kW	1480	103
VECTRA Mk II (C) (Z02) 2.2 DTI 16V	Y 22 DTR	04.02 - 10.08	2172	D	92 kW	1479	91
VECTRA Mk II (C) (Z02) 2.2 direct	Z 22 YH	01.02 - 10.08	2198	B	114 kW	1480	103
VECTRA Mk II (C) (Z02) 3.2 V6	Z 32 SE	06.03 - 07.08	3175	B	155 kW	1482	114
VECTRA Mk II (C) CC (Z02) 1.8 16V Dualfuel	Z 18 XE	08.02 - 07.08	1796	B/G	90 kW	1476	75
VECTRA Mk II (C) CC (Z02) 1.8 16V	Z 18 XE	08.02 - 07.08	1796	B	90 kW	1476	75
VECTRA Mk II (C) CC (Z02) 1.8	Z 18 XER	01.06 - 07.08	1796	B	103 kW	1476	76
VECTRA Mk II (C) CC (Z02) 1.9 CDTI 16V	Z 19 DTH	04.04 - 07.08	1910	D	110 kW	1477	80
VECTRA Mk II (C) CC (Z02) 1.9 CDTI	Z 19 DT	08.02 - 07.08	1910	D	88 kW	1477	79
VECTRA Mk II (C) CC (Z02) 2.0 16V Turbo	Z 20 NET	03.03 - 07.08	1998	B	129 kW	1481	106
VECTRA Mk II (C) CC (Z02) 2.0 DTI 16V	Y 20 DTH	08.02 - 07.08	1995	D	74 kW	1478	88
VECTRA Mk II (C) CC (Z02) 2.2 16V	Z 22 SE	08.02 - 07.08	2198	B	108 kW	1480	103
VECTRA Mk II (C) CC (Z02) 2.2 DTI 16V	Y 22 DTR	08.02 - 07.08	2172	D	92 kW	1479	91
VECTRA Mk II (C) CC (Z02) 2.2 direct	Z 22 YH	10.03 - 08.05	2198	B	114 kW	1480	103
VECTRA Mk II (C) CC (Z02) 3.2 V6	Z 32 SE	08.02 - 07.08	3175	B	155 kW	1482	114
VECTRA Mk II (C) Kombi (Z02) 1.8 16V	Z 18 XE	10.03 - 08.05	1796	B	90 kW	1476	75
VECTRA Mk II (C) Kombi (Z02) 1.8	Z 18 XER	01.06 - 07.08	1796	B	103 kW	1476	76
VECTRA Mk II (C) Kombi (Z02) 1.9 CDTI 16V	Z 19 DTH	04.04 - 05.09	1910	D	110 kW	1477	80
VECTRA Mk II (C) Kombi (Z02) 1.9 CDTI	Z 19 DT	04.04 - 07.08	1910	D	88 kW	1477	79
VECTRA Mk II (C) Kombi (Z02) 2.0 16V Turbo	Z 20 NET	10.03 - 07.08	1998	B	129 kW	1481	106
VECTRA Mk II (C) Kombi (Z02) 2.0 DTI 16V	Y 20 DTH	10.03 - 07.08	1995	D	74 kW	1478	88
VECTRA Mk II (C) Kombi (Z02) 2.2 DTI 16V	Y 22 DTR	10.03 - 07.08	2172	D	92 kW	1479	91
VECTRA Mk II (C) Kombi (Z02) 2.2 direct	Z 22 YH	10.03 - 07.08	2198	B	114 kW	1480	103
VECTRA Mk II (C) Kombi (Z02) 3.2 V6	Z 32 SE	10.03 - 08.05	3175	B	155 kW	1482	114
VIVA (C16) 1.0 LPG	D 10 XE	06.15 - 03.18	999	B/G	54 kW	1468	19
VIVA (C16) 1.0	D 10 XE	01.15 - 03.18	999	B	55 kW	1468	19
VIVA (C16) 1.0	D 10 XE	01.18 - 03.19	999	B	54 kW	1468	19
VIVARO A Bus (X83) 1.9 DI	F9Q 762	08.01 - 12.06	1870	D	59 kW	1475	66
VIVARO A Bus (X83) 1.9 DTI	F9Q 760	08.01 - 12.06	1870	D	74 kW	1475	66
VIVARO A Bus (X83) 2.0 16V	F4R 720	08.01 - 12.06	1998	B	88 kW	1477	82
VIVARO A Bus (X83) 2.0 CDTI	M9R 630	01.06 - 07.14	1995	D	66 kW	1478	90
VIVARO A Bus (X83) 2.0 CDTI	M9R 630	08.06 - 07.14	1995	D	84 kW	1478	90
VIVARO A Bus (X83) 2.0 CDTI	M9R 692	01.06 - 07.14	1995	D	66 kW	1478	89
VIVARO A Bus (X83) 2.0 CDTI	M9R 692	08.06 - 07.14	1995	D	84 kW	1478	89
VIVARO A Bus (X83) 2.0 CDTI	M9R 780	01.06 - 07.14	1995	D	66 kW	1478	90
VIVARO A Bus (X83) 2.0 CDTI	M9R 780	08.06 - 07.14	1995	D	84 kW	1478	90
VIVARO A Bus (X83) 2.0 CDTI	M9R 782	01.06 - 07.14	1995	D	66 kW	1478	90
VIVARO A Bus (X83) 2.0 CDTI	M9R 784	08.06 - 07.14	1995	D	84 kW	1478	90
VIVARO A Bus (X83) 2.0 CDTI	M9R 786	01.06 - 07.14	1995	D	66 kW	1478	90
VIVARO A Bus (X83) 2.0 CDTI	M9R 786	08.06 - 07.14	1995	D	84 kW	1478	90
VIVARO A Bus (X83) 2.0 CDTI	M9R 788	08.06 - 07.14	1995	D	84 kW	1478	90
VIVARO A Bus (X83) 2.0 ECOTEC	F4R 820	08.06 - 07.14	1998	B	86 kW	1477	82
VIVARO A Bus (X83) 2.5 CDTI	G9U 630	01.06 - 07.14	2464	D	107 kW	1482	115
VIVARO A Bus (X83) 2.5 CDTI	G9U 630	08.06 - 07.14	2464	D	84 kW	1482	115
VIVARO A Bus (X83) 2.5 DTI	G9U 630	07.03 - 07.14	2464	D	99 kW	1482	115
VIVARO A Bus (X83) 2.5 DTI	G9U 730	07.03 - 07.14	2464	D	99 kW	1482	115
VIVARO A Kasten (X83) 1.9 DI	F9Q 762	08.01 - 12.06	1870	D	59 kW	1475	66
VIVARO A Kasten (X83) 1.9 DTI	F9Q 760	08.01 - 12.06	1870	D	74 kW	1475	66
VIVARO A Kasten (X83) 2.0 16V	F4R 720	08.01 - 12.06	1998	B	88 kW	1477	82
VIVARO A Kasten (X83) 2.0 CDTI	M9R 630	08.06 - 07.14	1995	D	84 kW	1478	90
VIVARO A Kasten (X83) 2.0 CDTI	M9R 630	01.06 - 07.14	1995	D	66 kW	1478	90
VIVARO A Kasten (X83) 2.0 CDTI	M9R 692	08.06 - 07.14	1995	D	84 kW	1478	89
VIVARO A Kasten (X83) 2.0 CDTI	M9R 692	01.06 - 07.14	1995	D	66 kW	1478	89
VIVARO A Kasten (X83) 2.0 CDTI	M9R 780	08.06 - 07.14	1995	D	84 kW	1478	90









							
VIVARO A Kasten (X83) 2.0 CDTI	M9R 780	01.06 - 07.14	1995	D	66 kW	1478	90
VIVARO A Kasten (X83) 2.0 CDTI	M9R 782	01.06 - 07.14	1995	D	66 kW	1478	90
VIVARO A Kasten (X83) 2.0 CDTI	M9R 786	01.06 - 07.14	1995	D	66 kW	1478	90
VIVARO A Kasten (X83) 2.0 CDTI	M9R 788	08.06 - 07.14	1995	D	84 kW	1478	90
VIVARO A Kasten (X83) 2.0 ECOTEC	F4R 820	08.06 - 07.14	1998	B	86 kW	1477	82
VIVARO A Kasten (X83) 2.5 CDTI	G9U 630	08.06 - 07.14	2464	D	107 kW	1482	115
VIVARO A Kasten (X83) 2.5 CDTI	G9U 630	08.06 - 08.08	2464	D	84 kW	1482	115
VIVARO A Kasten (X83) 2.5 DTI	G9U 630	07.03 - 07.14	2464	D	99 kW	1482	115
VIVARO A Kasten (X83) 2.5 DTI	G9U 730	07.03 - 07.14	2464	D	99 kW	1482	115
VIVARO A Pritsche/Fahrgestell (X83) 2.0 16V	F4R 720	04.03 - 07.14	1998	B	88 kW	1477	82
VIVARO A Pritsche/Fahrgestell (X83) 2.0 CDTI	M9R 630	01.06 - 07.14	1995	D	66 kW	1478	90
VIVARO A Pritsche/Fahrgestell (X83) 2.0 CDTI	M9R 630	08.06 - 07.14	1995	D	84 kW	1478	90
VIVARO A Pritsche/Fahrgestell (X83) 2.0 CDTI	M9R 692	01.06 - 07.14	1995	D	66 kW	1478	89
VIVARO A Pritsche/Fahrgestell (X83) 2.0 CDTI	M9R 692	08.06 - 07.14	1995	D	84 kW	1478	89
VIVARO A Pritsche/Fahrgestell (X83) 2.0 CDTI	M9R 780	01.06 - 07.14	1995	D	66 kW	1478	90
VIVARO A Pritsche/Fahrgestell (X83) 2.0 CDTI	M9R 780	08.06 - 07.14	1995	D	84 kW	1478	90
VIVARO A Pritsche/Fahrgestell (X83) 2.0 CDTI	M9R 782	01.06 - 07.14	1995	D	66 kW	1478	90
VIVARO A Pritsche/Fahrgestell (X83) 2.0 CDTI	M9R 786	01.06 - 07.14	1995	D	66 kW	1478	90
VIVARO A Pritsche/Fahrgestell (X83) 2.0 CDTI	M9R 788	08.06 - 07.14	1995	D	84 kW	1478	90
VIVARO A Pritsche/Fahrgestell (X83) 2.0 ECOTEC	F4R 820	08.06 - 07.14	1998	B	86 kW	1477	82
VIVARO A Pritsche/Fahrgestell (X83) 2.5 CDTI	G9U 630	08.06 - 07.14	2464	D	107 kW	1482	115
VIVARO A Pritsche/Fahrgestell (X83) 2.5 CDTI	G9U 630	04.03 - 07.06	2464	D	99 kW	1482	115
VIVARO A Pritsche/Fahrgestell (X83) 2.5 CDTI	G9U 630	08.06 - 07.14	2464	D	84 kW	1482	115
VIVARO A Pritsche/Fahrgestell (X83) 2.5 CDTI	G9U 730	08.06 - 07.14	2464	D	107 kW	1482	115
VIVARO A Pritsche/Fahrgestell (X83) 2.5 CDTI	G9U 730	04.03 - 07.06	2464	D	99 kW	1482	115
VIVARO B Bus (X82) 1.6 CDTI	R9M 415	01.19	1598	D	89 kW	1475	69
VIVARO B Bus (X82) 1.6 CDTI	R9M 408	05.14	1598	D	66 kW	1475	65
VIVARO B Bus (X82) 1.6 CDTI	R9M 408	05.14	1598	D	85 kW	1475	65
VIVARO B Bus (X82) 1.6 CDTI	R9M 413	05.14	1598	D	88 kW	1475	65
VIVARO B Bus (X82) 1.6 CDTI	R9M 413	08.16	1598	D	70 kW	1475	65
VIVARO B Bus (X82) 1.6 CDTI	R9M 415	08.16	1598	D	70 kW	1475	69
VIVARO B Bus (X82) 1.6 CDTI	R9M 450	05.14	1598	D	88 kW	1475	65
VIVARO B Bus (X82) 1.6 CDTI	R9M 450	06.14	1598	D	103 kW	1475	65
VIVARO B Bus (X82) 1.6 CDTI	R9M 452	08.16	1598	D	92 kW	1476	73
VIVARO B Bus (X82) 1.6 CDTI	R9M 452	08.16	1598	D	107 kW	1476	73
VIVARO B Kasten (X82) 1.6 CDTI	R9M 413	08.16	1598	D	89 kW	1475	65
VIVARO B Kasten (X82) 1.6 CDTI	R9M 415	08.16	1598	D	89 kW	1475	69
VIVARO B Kasten (X82) 1.6 CDTI	R9M 408	05.14	1598	D	66 kW	1475	65
VIVARO B Kasten (X82) 1.6 CDTI	R9M 408	05.14	1598	D	85 kW	1475	65
VIVARO B Kasten (X82) 1.6 CDTI	R9M 413	05.14	1598	D	88 kW	1475	65
VIVARO B Kasten (X82) 1.6 CDTI	R9M 413	08.16	1598	D	70 kW	1475	65
VIVARO B Kasten (X82) 1.6 CDTI	R9M 415	08.16	1598	D	70 kW	1475	69
VIVARO B Kasten (X82) 1.6 CDTI	R9M 450	05.14	1598	D	103 kW	1475	65
VIVARO B Kasten (X82) 1.6 CDTI	R9M 450	05.14	1598	D	88 kW	1475	65
VIVARO B Kasten (X82) 1.6 CDTI	R9M 452	08.16	1598	D	92 kW	1476	73
VIVARO B Kasten (X82) 1.6 CDTI	R9M 452	08.16	1598	D	107 kW	1476	73
VIVARO B Pritsche/Fahrgestell (X82) 1.6 CDTI	R9M 452	08.16	1598	D	92 kW	1476	73
VIVARO B Pritsche/Fahrgestell (X82) 1.6 CDTI	R9M 408	05.14	1598	D	85 kW	1475	65
VIVARO B Pritsche/Fahrgestell (X82) 1.6 CDTI	R9M 450	05.14	1598	D	103 kW	1475	65
VIVARO B Pritsche/Fahrgestell (X82) 1.6 CDTI	R9M 450	05.14	1598	D	88 kW	1475	65
VIVARO B Pritsche/Fahrgestell (X82) 1.6 CDTI	R9M 452	08.16	1598	D	107 kW	1476	73
VIVARO C Kasten (K0) 1.5 4x4	D 15 DTH (DV5RUC)	03.19	1499	D	88 kW	1469	26
VIVARO C Kasten (K0) 1.5	D 15 DT (DV5RUCD)	03.19	1499	D	75 kW	1469	26
VIVARO C Kasten (K0) 1.5	D 15 DTH (DV5RUC)	03.19	1499	D	88 kW	1469	26
VIVARO LIFE Bus (K0) 1.5	D 15 DT (DV5RUCD)	03.19	1499	D	75 kW	1469	26
VIVARO LIFE Bus (K0) 1.5	D 15 DTH (DV5RUC)	03.19	1499	D	88 kW	1469	26
VX220 Cabriolet (E01) 2.0 VXR	Z 20 LET	10.03 - 07.05	1998	B	162 kW	1480	102
VX220 Cabriolet (E01) 2.0 i Turbo	Z 20 LET	03.01 - 07.05	1998	B	147 kW	1480	102
VX220 Cabriolet (E01) 2.2 i	Z 22 SE	09.00 - 07.05	2198	B	108 kW	1480	103
ZAFIRA A (T98) 1.6 16V	X 16 XEL	04.99 - 08.05	1598	B	74 kW	1473	49
ZAFIRA A (T98) 1.6 16V	Z 16 XE	04.99 - 08.05	1598	B	74 kW	1472	47
ZAFIRA A (T98) 1.6 CNG	Z 16 YNG	09.01 - 06.05	1598	B/G	71 kW	1474	59

			<b>ccm</b>		<b>kW</b>		<b>1 POS</b>
ZAFIRA A (T98) 1.6 Dualfuel	X 16 XEL	11.98 - 08.05	1598	B/G	74 kW	1473	49
ZAFIRA A (T98) 1.6 Dualfuel	Z 16 XE	11.98 - 08.05	1598	B/G	74 kW	1472	47
ZAFIRA A (T98) 1.8 16V	X 18 XE1	05.99 - 08.00	1796	B	85 kW	1476	75
ZAFIRA A (T98) 1.8 16V	Z 18 XE	09.00 - 08.05	1796	B	92 kW	1476	75
ZAFIRA A (T98) 1.8 Dualfuel	Z 18 XE	09.00 - 08.05	1796	B/G	92 kW	1476	75
ZAFIRA A (T98) 2.0 DI 16V	X 20 DTL	10.99 - 08.05	1995	D	60 kW	1478	88
ZAFIRA A (T98) 2.0 DTI 16V	Y 20 DTH	04.99 - 08.05	1995	D	74 kW	1478	88
ZAFIRA A (T98) 2.0 GSi Turbo	Z 20 LET	09.01 - 06.05	1998	B	141 kW	1480	102
ZAFIRA A (T98) 2.0	Z 20 LET	06.02 - 06.05	1998	B	147 kW	1480	102
ZAFIRA A (T98) 2.2 16V	Z 22 SE	11.98 - 08.04	2198	B	108 kW	1480	103
ZAFIRA Mk II (B) (A05) 1.6	A 16 XER	12.07 - 11.14	1598	B	85 kW	1474	61
ZAFIRA Mk II (B) (A05) 1.6	Z 16 XE1	07.05 - 11.14	1598	B	77 kW	1474	61
ZAFIRA Mk II (B) (A05) 1.6	Z 16 XEP	07.05 - 11.14	1598	B	77 kW	1474	58
ZAFIRA Mk II (B) (A05) 1.6	Z 16 XER	12.07 - 11.14	1598	B	85 kW	1474	61
ZAFIRA Mk II (B) (A05) 1.7 CDTI	A 17 DTJ	04.09 - 11.14	1686	D	81 kW	1474	56
ZAFIRA Mk II (B) (A05) 1.7 CDTI	A 17 DTR	01.08 - 11.14	1686	D	92 kW	1474	56
ZAFIRA Mk II (B) (A05) 1.7 CDTI	Z 17 DTJ	04.09 - 11.14	1686	D	81 kW	1474	56
ZAFIRA Mk II (B) (A05) 1.8	A 18 XER	04.05 - 11.14	1796	B	103 kW	1476	76
ZAFIRA Mk II (B) (A05) 1.8	Z 18 XER	04.05 - 11.14	1796	B	103 kW	1476	76
ZAFIRA Mk II (B) (A05) 1.9 CDTI	Z 19 DTH	07.05 - 11.14	1910	D	110 kW	1477	80
ZAFIRA Mk II (B) (A05) 1.9 CDTI	Z 19 DT	07.05 - 11.14	1910	D	88 kW	1477	79
ZAFIRA Mk II (B) (A05) 2.0	Z 20 LEH	01.06 - 11.14	1998	B	176 kW	1480	102
ZAFIRA Mk II (B) (A05) 2.0	Z 20 LER	07.05 - 11.14	1998	B	147 kW	1480	102
ZAFIRA Mk II (B) (A05) 2.2	Z 22 YH	07.05 - 11.14	2198	B	110 kW	1480	103
ZAFIRA Mk III (P12) 1.4 (75)	A 14 NEL	10.11 - 08.18	1364	B	88 kW	1467	13
ZAFIRA Mk III (P12) 1.4 (75)	A 14 NET	10.11 - 08.18	1364	B	103 kW	1467	13
ZAFIRA Mk III (P12) 1.4 (75)	B 14 NET	10.11 - 08.18	1364	B	103 kW	1467	11
ZAFIRA Mk III (P12) 1.6 CNG (75)	A 16 XNT	10.11 - 08.18	1598	B/G	110 kW	1473	54
ZAFIRA Mk III (P12) 1.8 (75)	A 18 XER	10.11 - 08.18	1796	B	103 kW	1476	76
ZAFIRA Mk III (P12) 2.0 CDTi (75)	A 20 DTH	10.11 - 08.18	1956	D	121 kW	1478	85



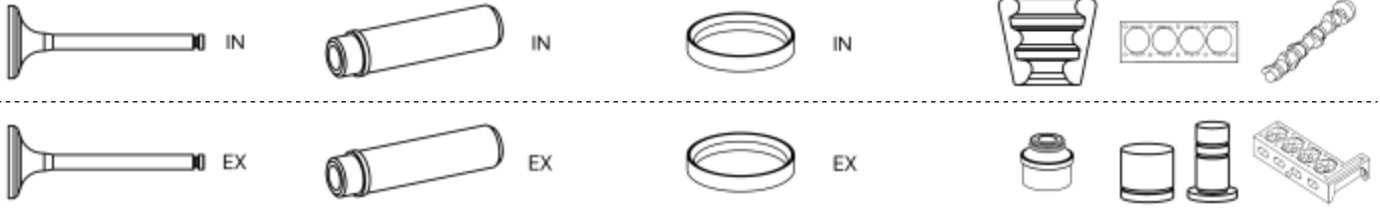


ENGINE			ccm	kW			1 POS	ENGINE			ccm	kW			1 POS
10 S	72,000	4	993	29 - 37 kW	B	1467	8	A 16 FDH	79,500	4	1598	74 - 77 kW	D	1475	63
12 NV	77,800	4	1196	38 kW	B	1471	37	A 16 FDL	79,500	4	1598	66 - 88 kW	D	1475	63
12 N	79,000	4	1196	38 - 40 kW	B	1473	51	A 16 LET	79,000	4	1598	132 kW	B	1474	61
12 SC	79,000	4	1196	40 kW	B	1473	51	A 16 XER	79,000	4	1598	85 kW	B	1474	61
12 ST	77,800	4	1196	40 - 43 kW	B	1471	38	A 16 XNT	79,000	4	1598	110 kW	B/G	1473	54
12 S	79,000	4	1196	40 - 44 kW	B	1473	50	A 17 DTC	79,000	4	1686	81 kW	D	1474	56
13 NB	75,000	4	1297	44 kW	B	1469	25	A 17 DTE	79,000	4	1686	81 kW	D	1474	56
13 N	75,000	4	1297	39 - 44 kW	B	1469	25	A 17 DTF	79,000	4	1686	96 kW	D	1474	56
13 SB	75,000	4	1297	51 kW	B	1469	25	A 17 DTI	79,000	4	1686	81 kW	D	1474	56
13 S	75,000	4	1297	42 - 55 kW	B	1468	20	A 17 DTJ	79,000	4	1686	81 kW	D	1474	56
14 NV	77,600	4	1389	53 - 55 kW	B	1470	30	A 17 DTL	79,000	4	1686	74 kW	D	1474	56
15 DT (T4EC1)	76,000	4	1488	49 - 53 kW	D	1470	29	A 17 DTN	79,000	4	1686	74 kW	D	1474	56
15 DT	76,000	4	1488	53 kW	D	1470	29	A 17 DTR	79,000	4	1686	92 kW	D	1474	56
15 D	76,000	4	1488	37 kW	D	1470	28	A 17 DTS	79,000	4	1686	96 kW	D	1474	56
16 DA	80,000	4	1598	40 kW	D	1475	67	A 17 DT	79,000	4	1686	74 kW	D	1474	56
16 D	80,000	4	1598	40 kW	D	1475	67	A 18 XER	80,500	4	1796	103 kW	B	1476	76
16 N (CIH)	85,000	4	1584	44 kW	B	1480	99	A 20 DTC	83,000	4	1956	81 kW	D	1478	85
16 NZR	79,000	4	1598	55 kW	B	1473	52	A 20 DTH	83,000	4	1956	118 - 121 kW	D	1478	85
16 N	80,000	4	1598	51 - 55 kW	B	1475	68	A 20 DTJ	83,000	4	1956	96 kW	D	1478	85
16 SH	83,000	4	1598	66 kW	B	1478	86	A 20 NFT	86,000	4	1998	162 - 206 kW	B	1481	107
16 SV	79,000	4	1598	60 kW	B	1471	39	A 20 NHT	86,000	4	1998	162 - 184 kW	B	1481	107
16 S	85,000	4	1598	55 - 66 kW	B	1480	99	B 10 XFL	74,000	3	998	66 - 77 kW	B	1468	19
17 D (4EE1)	79,000	4	1686	44 kW	D	1474	60	B 10 XFT	74,000	3	999	85 kW	B	1468	19
17 DR	82,500	4	1699	42 - 44 kW	D	1477	81	B 12 XE (EB2F)	75,000	3	1199	55 - 61 kW	B	1469	21
17 DT (TC4EE1)	79,000	4	1686	60 kW	D	1473	53	B 12 XEL	73,400	4	1229	51 kW	B	1468	16
17 D	82,500	4	1699	42 kW	D	1477	81	B 12 XHL (EB2DT)	75,000	3	1199	81 kW	B	1469	27
18 E	84,800	4	1796	82 - 85 kW	B	1479	92	B 12 XHT (EB2DTS)	75,000	3	1199	81 - 96 kW	B	1469	27
18 NV	84,800	4	1796	60 kW	B	1479	95	B 14 NEH	72,500	4	1364	110 kW	B	1467	12
18 N	84,800	4	1796	55 kW	B	1479	93	B 14 NEJ	72,500	4	1364	74 kW	B	1467	12
18 SEH	84,800	4	1796	85 kW	B	1479	95	B 14 NEL	72,500	4	1364	74 - 88 kW	B	1467	11
18 SE	84,800	4	1796	82 - 85 kW	B	1479	94	B 14 NET	72,500	4	1364	103 - 110 kW	B	1467	11
18 SV	84,800	4	1796	66 kW	B	1479	95	B 14 XEJ	73,400	4	1398	55 - 66 kW	B	1468	16
18 S	84,800	4	1796	66 kW	B	1479	93	B 14 XEL	73,400	4	1398	64 - 66 kW	B	1468	16
198 A4.000	72,000	4	1368	88 kW	B/G	1466	6	B 14 XER	73,400	4	1398	55 - 74 kW	B	1468	16
20 E	95,000	4	1979	81 kW	B	1483	121	B 14 XFL	74,000	4	1399	88 - 92 kW	B	1468	19
20 NEJ	86,000	4	1998	82 kW	B	1480	101	B 14 XFT	74,000	4	1399	103 - 112 kW	B	1468	19
20 NE	86,000	4	1998	85 kW	B	1480	101	B 15 SFL	74,000	4	1490	103 kW	B	1468	19
20 SEH	86,000	4	1998	95 kW	B	1480	101	B 15 SFT	74,000	4	1490	121 kW	B	1468	19
20 SE	86,000	4	1998	85 - 90 kW	B	1480	101	B 16 DT (DV6FD)	75,000	4	1560	73 kW	D	1469	22
20 XE	86,000	4	1998	115 kW	B	1481	108	B 16 DTH (DV6FC)	75,000	4	1560	85 - 88 kW	D	1469	22
23 DTR	92,000	4	2260	74 kW	D	1482	116	B 16 DTL (DV6FE)	75,000	4	1560	55 kW	D	1469	23
23 YDT	92,000	4	2260	66 kW	D	1482	116	C 12 NZ	72,000	4	1195	33 kW	B	1467	7
25 DT	80,000	6	2498	96 kW	D	1476	70	C 13 N	75,000	4	1297	44 kW	B	1469	24
25TDS (VM41B)	92,000	4	2499	85 kW	D	1482	117	C 14 NZ	77,600	4	1389	44 kW	B	1470	31
4HB (DW12RUD)	85,000	4	2179	103 kW	D	1480	100	C 14 SEL	77,600	4	1389	63 kW	B	1470	33
4HH (DW12RUC)	85,000	4	2179	121 kW	D	1480	100	C 14 SE	77,600	4	1389	60 kW	B	1470	32
6VD1 (DOHC)	93,400	6	3165	130 - 151 kW	B	1483	119	C 16 LZ	79,000	4	1598	55 kW	B	1471	39
843 A1.000	72,000	4	1368	70 kW	B	1467	9	C 16 NZ	79,000	4	1598	55 - 61 kW	B	1471	39
A 10 XEP	73,400	3	998	44 - 48 kW	B	1468	14	C 16 SEI	79,000	4	1598	72 kW	B	1471	41
A 12 XEL	73,400	4	1229	51 kW	B	1468	16	C 16 SEL	79,000	4	1598	74 kW	B	1473	48
A 12 XER	73,400	4	1229	61 - 63 kW	B	1468	18	C 16 SE	79,000	4	1598	74 kW	B	1471	40
A 13 DTC	69,600	4	1248	55 kW	D	1466	3	C 16 XE	79,000	4	1598	78 - 80 kW	B	1472	42
A 13 DTE	69,600	4	1248	70 kW	D	1466	3	C 18 NE	84,800	4	1796	74 kW	B	1479	95
A 13 DTR	69,600	4	1248	70 kW	D	1466	3	C 18 NZ	84,800	4	1796	66 kW	B	1479	95
A 13 FD	69,600	4	1248	55 - 70 kW	D	1466	4	C 18 XEL	81,600	4	1799	85 kW	B	1477	78
A 14 FC	72,000	4	1368	88 kW	B/G	1467	10	C 18 XE	81,600	4	1799	92 kW	B	1477	78
A 14 FP	72,000	4	1368	70 kW	B	1467	10	C 20 LET	86,000	4	1998	150 kW	B	1481	108
A 14 NEL	72,500	4	1364	88 kW	B	1467	13	C 20 NEF	86,000	4	1998	74 kW	B	1480	104
A 14 NET	72,500	4	1364	103 kW	B	1467	13	C 20 NEJ	86,000	4	1998	73 - 74 kW	B	1480	101
A 14 XEL	73,400	4	1398	64 kW	B	1468	18	C 20 NE	86,000	4	1998	85 kW	B	1480	101
A 14 XER	73,400	4	1398	74 kW	B	1468	18	C 20 XE	86,000	4	1998	110 kW	B	1481	108
A 14 XFL	73,400	4	1398	63 kW	B	1468	15	C 22 SEL	86,000	4	2198	102 - 106 kW	B	1481	109

ENGINE		ccm	kW			1 POS	ENGINE		ccm	kW			1 POS		
C 25 XE	81,600	6	2498	125 kW	B	1477	78	M9T 686	85,000	4	2298	92 kW	D	1479	97
C 30 SE	95,000	6	2969	150 kW	B	1483	122	M9T 690	85,000	4	2298	74 - 92 kW	D	1479	97
C 36 GET	95,300	6	3638	277 kW	B	1483	124	M9T 692	85,000	4	2298	74 - 92 kW	D	1479	97
D 10 XE	74,000	3	999	52 - 55 kW	B	1468	19	M9T 694	85,000	4	2298	107 - 110 kW	D	1479	97
D 10 XFL	74,000	3	999	66 - 77 kW	B	1468	19	M9T 696	85,000	4	2298	92 - 107 kW	D	1479	97
D 12 XEL	73,400	4	1229	51 kW	B	1468	17	M9T 698	85,000	4	2298	92 - 107 kW	D	1479	97
D 12 XHL (EB2ADT)	75,000	3	1199	81 kW	B	1469	27	M9T 700	85,000	4	2298	100 - 120 kW	D	1479	97
D 12 XHT (EB2ADTS)	75,000	3	1199	96 kW	B	1469	27	M9T 702	85,000	4	2298	100 - 120 kW	D	1479	97
D 15 DT (DV5RD)	75,000	4	1499	75 kW	D	1469	26	M9T 704	85,000	4	2298	96 kW	D	1479	97
D 15 DT (DV5RUCD)	75,000	4	1499	75 kW	D	1469	26	M9T 706	85,000	4	2298	107 - 125 kW	D	1479	97
D 15 DTH (DV5RUC)	75,000	4	1499	88 - 96 kW	D	1469	26	M9T 710	85,000	4	2298	96 - 120 kW	D	1479	97
D 15 DTH (DV5RUC)	75,000	4	1499	88 kW	D	1469	26	M9T 870	85,000	4	2298	74 - 81 kW	D	1479	96
D 15 DTL (DV5RE)	75,000	4	1499	56 kW	D	1469	26	M9T 876	85,000	4	2298	92 kW	D	1479	96
D 15 SFL	74,000	4	1490	103 kW	B	1468	19	M9T 880	85,000	4	2298	107 - 110 kW	D	1479	96
D 15 SFT	74,000	4	1490	121 kW	B	1468	19	M9T 890	85,000	4	2298	74 - 92 kW	D	1480	98
D13A	69,600	4	1248	55 kW	D	1466	2	M9T 896	85,000	4	2298	92 kW	D	1480	98
E 16 NZ	79,000	4	1598	55 - 61 kW	B	1471	39	M9T 898	85,000	4	2298	92 - 110 kW	D	1479	96
E 16 SE	79,000	4	1598	60 - 74 kW	B	1474	62	R9M 408	80,000	4	1598	66 - 85 kW	D	1475	65
E 18 NVR	84,800	4	1796	65 kW	B	1479	95	R9M 413	80,000	4	1598	70 - 89 kW	D	1475	65
E 18 NV	84,800	4	1796	62 kW	B	1479	95	R9M 415	80,000	4	1598	70 - 89 kW	D	1475	69
F 10 XFL	74,000	3	999	66 kW	B	1468	19	R9M 450	80,000	4	1598	85 - 107 kW	D	1475	65
F 12 XHL (EB2ADT)	75,000	3	1199	74 - 81 kW	B	1469	27	R9M 452	80,000	4	1598	92 - 107 kW	D	1476	73
F 12 XHL (EB2ADTD)	75,000	3	1199	74 - 81 kW	B	1469	27	S 18 NV	84,800	4	1796	62 - 74 kW	B	1479	95
F 12 XHT (EB2ADTS)	75,000	3	1199	96 kW	B	1469	27	S8U 758	93,000	4	2499	55 - 58 kW	D	1482	118
F10A	65,500	4	970	34 kW	B	1466	1	S8U 770	93,000	4	2499	59 kW	D	1482	118
F4R 720	82,700	4	1998	88 kW	B	1477	82	S8U 772	93,000	4	2499	59 kW	D	1482	118
F4R 820	82,700	4	1998	86 kW	B	1477	82	S8U 780	93,000	4	2499	55 kW	D	1482	118
F8Q 600	80,000	4	1870	44 kW	D	1475	64	S8U 782	93,000	4	2499	55 kW	D	1482	118
F8Q 606	80,000	4	1870	44 kW	D	1475	64	S9W 700	94,400	4	2799	84 kW	D	1483	120
F9Q 760	80,000	4	1870	74 kW	D	1475	66	S9W 702	94,400	4	2799	84 kW	D	1483	120
F9Q 762	80,000	4	1870	59 - 60 kW	D	1475	66	U 25 DT	80,000	6	2498	96 kW	D	1476	74
F9Q 770	80,000	4	1870	59 kW	D	1475	66	U 25 TD	80,000	6	2498	96 kW	D	1476	70
F9Q 772	80,000	4	1870	60 kW	D	1475	66	X 10 XE	72,500	3	973	40 kW	B	1467	13
F9Q 774	80,000	4	1870	60 kW	D	1475	66	X 12 SZ	72,000	4	1195	33 kW	B	1467	7
G9T 720	87,000	4	2188	66 kW	D	1481	110	X 12 XE	72,500	4	1199	48 kW	B	1467	13
G9T 722	87,000	4	2188	66 kW	D	1481	110	X 14 NZ	77,600	4	1389	44 kW	B	1471	36
G9T 750	87,000	4	2188	66 kW	D	1481	110	X 14 SZ	77,600	4	1389	40 - 44 kW	B	1470	32
G9U 630	89,000	4	2464	84 - 107 kW	D	1482	115	X 14 XE	77,600	4	1389	66 kW	B/G	1470	34
G9U 632	89,000	4	2464	88 - 107 kW	D	1482	115	X 15 DT (T4EC1)	76,000	4	1488	49 kW	D	1470	28
G9U 650	89,000	4	2464	74 - 107 kW	D	1482	115	X 16 SZR	79,000	4	1598	55 kW	B/G	1471	40
G9U 720	89,000	4	2464	84 - 85 kW	D	1482	115	X 16 SZ	79,000	4	1598	52 kW	B	1474	62
G9U 724	89,000	4	2464	84 kW	D	1482	115	X 16 XEL	79,000	4	1598	74 kW	B	1473	49
G9U 730	89,000	4	2464	99 kW	D	1482	115	X 16 XE	79,000	4	1598	78 - 80 kW	B	1472	43
G9U 750	89,000	4	2464	84 kW	D	1482	115	X 17 D (4EE1)	79,000	4	1686	44 kW	D	1474	60
G9U 754	89,000	4	2464	73 - 84 kW	D	1482	115	X 17 DT (TC4EE1)	79,000	4	1686	60 kW	D	1474	60
H 20 E	95,000	4	1979	85 kW	B	1483	123	X 17 DTL	82,500	4	1699	50 kW	D	1477	81
HNK (EB2ADTD)	75,000	3	1199	74 kW	B	1469	27	X 17 DT	79,000	4	1686	60 kW	D	1472	44
HNP (EB2ADT)	75,000	3	1199	81 kW	B	1469	27	X 17 D	79,000	4	1686	42 - 44 kW	D	1472	44
HNS (EB2ADTS)	75,000	3	1199	96 kW	B	1469	27	X 18 XE1	80,500	4	1796	85 kW	B	1476	75
HNV (EB2DTM)	75,000	3	1199	81 kW	B	1469	27	X 18 XE	81,600	4	1799	85 kW	B	1476	77
M9R 630	84,000	4	1995	66 - 84 kW	D	1478	90	X 20 DTH	84,000	4	1995	74 kW	D	1478	88
M9R 692	84,000	4	1995	66 - 84 kW	D	1478	89	X 20 DTL	84,000	4	1995	60 kW	D	1478	88
M9R 780	84,000	4	1995	66 - 84 kW	D	1478	90	X 20 SE	86,000	4	1998	85 kW	B	1480	101
M9R 782	84,000	4	1995	66 - 84 kW	D	1478	90	X 20 XER	86,000	4	1998	118 kW	B	1481	105
M9R 784	84,000	4	1995	84 kW	D	1478	90	X 20 XEV	86,000	4	1998	100 kW	B	1480	102
M9R 786	84,000	4	1995	66 - 84 kW	D	1478	90	X 22 DTH	84,000	4	2171	85 kW	D	1479	91
M9R 788	84,000	4	1995	84 kW	D	1478	90	X 22 SE	86,000	4	2198	100 - 104 kW	B	1480	102
M9T 670	85,000	4	2298	74 - 92 kW	D	1479	97	X 22 XE	86,000	4	2198	100 - 104 kW	B	1480	102
M9T 672	85,000	4	2298	74 - 92 kW	D	1479	97	X 25 DT	80,000	6	2498	96 kW	D	1476	71
M9T 676	85,000	4	2298	74 - 92 kW	D	1479	97	X 25 TD	80,000	6	2498	96 kW	D	1476	71
M9T 678	85,000	4	2298	107 kW	D	1479	97	X 25 XE	81,600	6	2498	125 - 143 kW	B	1477	78
M9T 680	85,000	4	2298	92 - 107 kW	D	1479	97	X 30 XE	86,000	6	2962	148 - 155 kW	B	1481	105



ENGINE			ccm	kW			1 POS	ENGINE			ccm	kW			1 POS
Y 13 DT	69,600	4	1248	51 kW	D	1466	5	Z 16 XE1	79,000	4	1598	77 kW	B	1474	61
Y 16 XE	79,000	4	1598	74 kW	B	1473	55	Z 16 XEP	79,000	4	1598	74 - 77 kW	B	1474	58
Y 16 YNG	79,000	4	1598	69 - 71 kW	B/G	1474	56	Z 16 XER	79,000	4	1598	85 kW	B	1474	61
Y 17 DTL	79,000	4	1686	48 kW	D	1472	45	Z 16 XE	79,000	4	1598	63 - 74 kW	B	1472	47
Y 17 DT	79,000	4	1686	55 kW	D	1472	45	Z 16 YNG	79,000	4	1598	69 - 74 kW	B/G	1474	59
Y 20 DTH	84,000	4	1995	74 kW	D	1478	88	Z 17 DTH	79,000	4	1686	74 kW	D	1472	45
Y 20 DTL	84,000	4	1995	60 kW	D	1479	91	Z 17 DTJ	79,000	4	1686	81 kW	D	1474	56
Y 22 DTH	84,000	4	2171	85 - 88 kW	D	1479	91	Z 17 DTL	79,000	4	1686	59 kW	D	1472	45
Y 22 DTR	84,000	4	2172	92 kW	D	1479	91	Z 17 DTR	79,000	4	1686	92 kW	D	1474	56
Y 22 SE	86,000	4	2198	100 kW	B	1481	105	Z 17 DT	79,000	4	1686	74 kW	D	1474	56
Y 22 XE	86,000	4	2198	106 - 108 kW	B	1481	105	Z 18 XEL	80,500	4	1796	81 - 85 kW	B	1476	75
Y 25 DT	80,000	6	2497	110 kW	D	1476	72	Z 18 XER	80,500	4	1796	103 kW	B	1476	76
Y 26 SE	83,200	6	2597	125 - 132 kW	B	1478	87	Z 18 XE	80,500	4	1796	87 - 92 kW	B/G	1476	75
Y 32 SE	87,500	6	3175	160 kW	B	1482	112	Z 19 DTH	82,000	4	1910	110 kW	D	1477	80
Z 10 XEP	73,400	3	998	44 kW	B	1468	18	Z 19 DTJ	82,000	4	1910	88 kW	D	1477	80
Z 10 XE	72,500	3	973	43 kW	B	1467	13	Z 19 DTL	82,000	4	1910	74 kW	D	1477	79
Z 12 XEP	73,400	4	1229	59 kW	B	1468	18	Z 19 DT	82,000	4	1910	88 kW	D	1477	79
Z 12 XE	72,500	4	1199	55 kW	B	1467	13	Z 20 DMH	83,000	4	1991	110 kW	D	1478	84
Z 13 DTE	69,600	4	1248	70 kW	D	1466	3	Z 20 DM	83,000	4	1991	93 kW	D	1477	83
Z 13 DTH	69,600	4	1248	66 - 74 kW	D	1466	5	Z 20 LEH	86,000	4	1998	176 - 177 kW	B	1480	102
Z 13 DTJ	69,600	4	1248	51 - 55 kW	D	1466	5	Z 20 LEL	86,000	4	1998	125 kW	B	1481	105
Z 13 DTR	69,600	4	1248	70 kW	D	1466	5	Z 20 LER	86,000	4	1998	147 kW	B	1480	102
Z 13 DT	69,600	4	1248	51 - 52 kW	D	1466	5	Z 20 LET	86,000	4	1998	140 - 162 kW	B	1480	102
Z 14 XEL	73,400	4	1364	55 - 59 kW	B	1468	18	Z 20 NET	86,000	4	1998	129 kW	B	1481	106
Z 14 XEP	73,400	4	1364	66 kW	B	1468	18	Z 22 SE	86,000	4	2198	106 - 108 kW	B	1480	103
Z 14 XE	77,600	4	1389	66 kW	B/G	1471	35	Z 22 XE	86,000	4	2198	106 kW	B	1481	105
Z 16 LEL	79,000	4	1598	110 kW	B	1474	61	Z 22 YH	86,000	4	2198	100 - 114 kW	B	1480	103
Z 16 LER	79,000	4	1598	141 - 150 kW	B	1474	61	Z 24 XED	87,500	4	2405	103 kW	B	1481	111
Z 16 LET	79,000	4	1598	132 kW	B	1474	57	Z 24 XE	87,500	4	2405	103 kW	B	1482	113
Z 16 SE	79,000	4	1598	62 - 64 kW	B	1472	46	Z 32 SE	88,500	6	3175	155 kW	B	1482	114



**65,500 mm**

**1**

F10A ,

909401-1

**69,600 mm**

**2**

D13A ,

**852011-4**

21,90 x 6,00 x 109,20 x 45°

**882078-4**

10,035 x 6,00 x 43,00 | IN | EX

**882102-4**

13,57 x 8,00 x 67,90 | IN | EX

**69,600 mm**

**3**

A 13 DTC , A 13 DTE , A 13 DTR , Z 13 DTE ,

**852011-4**

21,90 x 6,00 x 109,20 x 45°

**882078-4**

10,035 x 6,00 x 43,00 | IN | EX

**882102-4**

13,57 x 8,00 x 67,90 | IN | EX

M-6

**862096-4**

22,50 x 6,00 x 109,20 x 45°

**69,600 mm**

**4**

A 13 FD ,

**882078-4**

10,035 x 6,00 x 43,00 | IN | EX

**882102-4**

13,57 x 8,00 x 67,90 | IN | EX

**69,600 mm**

**5**

Y 13 DT , Z 13 DTH , Z 13 DTJ , Z 13 DTR , Z 13 DT ,

**852011-4**

21,90 x 6,00 x 109,20 x 45°

**882078-4**

10,035 x 6,00 x 43,00 | IN | EX

**882102-4**

13,57 x 8,00 x 67,90 | IN | EX

M-6

**862012-4**

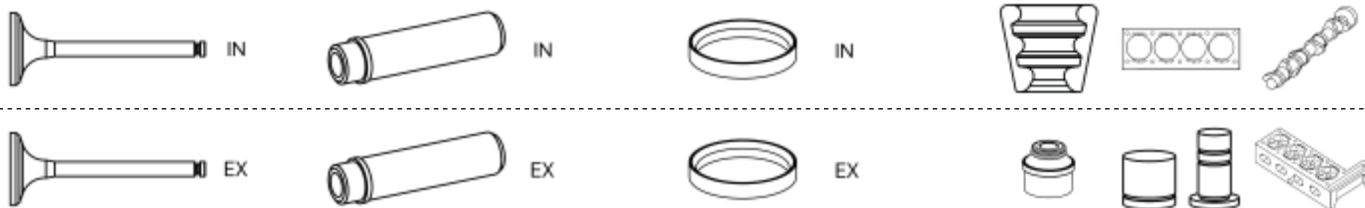
21,90 x 6,00 x 109,20 x 45°

**72,000 mm**

**6**

198 A4.000 ,

M-6



## 72,000 mm

7

C 12 NZ , X 12 SZ ,

883560-4

11,03 x 7,00 x 45,80 | IN | EX

K-7

863512-4

29,00 x 7,00 x 105,00 x 45°

913501-8

Ø 7,00

973501-8

Hydro

## 72,000 mm

8

10 S ,

883560-4

11,03 x 7,00 x 45,80 | IN | EX

## 72,000 mm

9

843 A1.000 ,

852015-4

26,80 x 6,00 x 95,00 x 45°

862016-4

22,40 x 6,00 x 96,20 x 45°

## 72,000 mm

10

A 14 FC , A 14 FP ,

852015-4

26,80 x 6,00 x 95,00 x 45°

862016-4

22,40 x 6,00 x 96,20 x 45°

M-6

## 72,500 mm

11

B 14 NEL , B 14 NET ,

853504-4

28,00 x 5,00 x 93,85 x 45°

863505-4

25,00 x 5,00 x 93,85 x 45°

973506-8

Hydro

## 72,500 mm

12

B 14 NEH , B 14 NEJ ,

853504-4

28,00 x 5,00 x 93,85 x 45°

863505-4

25,00 x 5,00 x 93,85 x 45°

## 72,500 mm

13

A 14 NEL , A 14 NET , X 10 XE , X 12 XE , Z 10 XE , Z 12 XE ,

853504-4

28,00 x 5,00 x 93,85 x 45°

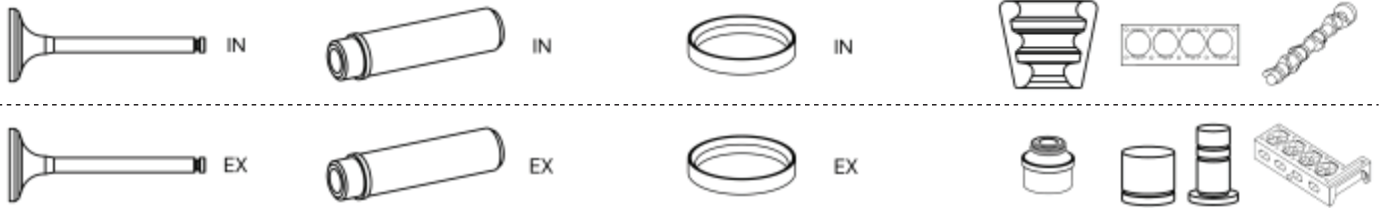
863505-4

25,00 x 5,00 x 93,85 x 45°

M-5

973506-8

Hydro



**73,400 mm**

**14**

A 10 XEP ,

**853504-4**

28,00 x 5,00 x 93,85 x 45°

**M-5**

**863505-4**

25,00 x 5,00 x 93,85 x 45°

**73,400 mm**

**15**

A 14 XFL ,

**973506-8**

Hydro

**73,400 mm**

**16**

A 12 XEL , B 12 XEL , B 14 XEJ , B 14 XEL , B 14 XER ,

**853504-4**

28,00 x 5,00 x 93,85 x 45°

**863505-4**

25,00 x 5,00 x 93,85 x 45°

**973506-8**

Hydro

**73,400 mm**

**17**

D 12 XEL ,

**853504-4**

28,00 x 5,00 x 93,85 x 45°

**863505-4**

25,00 x 5,00 x 93,85 x 45°

**73,400 mm**

**18**

A 12 XER , A 14 XEL , A 14 XER , Z 10 XEP , Z 12 XEP , Z 14 XEL , Z 14 XEP ,

**853504-4**

28,00 x 5,00 x 93,85 x 45°

**M-5**

**863505-4**

25,00 x 5,00 x 93,85 x 45°

**973506-8**

Hydro

**74,000 mm**

**19**

B 10 XFL , B 10 XFT , B 14 XFL , B 14 XFT , B 15 SFL , B 15 SFT , D 10 XE , D 10 XFL , D 15 SFL , D 15 SFT , F 10 XFL ,

**M-5**

**75,000 mm**

**20**

13 S ,

**853543-4**

33,020 x 7,00 x 104,90 x 45°

**883560-4**

11,03 x 7,00 x 45,80 | IN | EX

**513501-1**

**913501-8**

Ø 7,00

**973501-8**

Hydro



## 75,000 mm

**21**

B 12 XE (EB2F) ,

**853775-6**

29,10 x 5,00 x 92,60 x 45°

**863776-6**

26,00 x 5,00 x 91,90 x 45°

## 75,000 mm

**22**

B 16 DT (DV6FD) , B 16 DTH (DV6FC) ,

**853777-4**

30,00 x 5,50 x 95,60 x 45°

**863778-4**

27,60 x 5,50 x 95,60 x 45°

**973801-8**

Hydro

## 75,000 mm

**23**

B 16 DTL (DV6FE) ,

**973801-8**

Hydro

## 75,000 mm

**24**

C 13 N ,

**853543-4**

33,020 x 7,00 x 104,90 x 45°

**883560-4**

11,03 x 7,00 x 45,80 | IN | EX

**513507-1****913501-8**

Ø 7,00

**973501-8**

Hydro

## 75,000 mm

**25**

13 NB , 13 N , 13 SB ,

**853543-4**

33,020 x 7,00 x 104,90 x 45°

**883560-4**

11,03 x 7,00 x 45,80 | IN | EX

**913501-8**

Ø 7,00

**973501-8**

Hydro

## 75,000 mm

**26**

D 15 DT (DV5RD) , D 15 DT (DV5RUCD) , D 15 DTH (DV5RC) , D 15 DTH (DV5RUC) , D 15 DTL (DV5RE) ,

**853783-4**

25,30 x 5,50 x 95,47 x 45°

**863784-4**

22,00 x 5,50 x 94,80 x 45°

## 75,000 mm

**27**

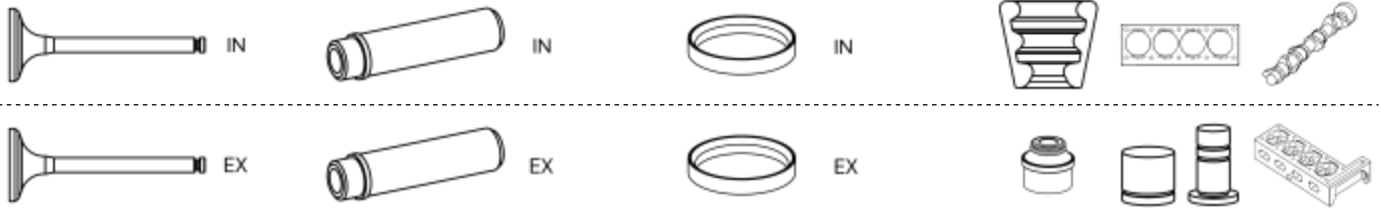
B 12 XHL (EB2DT) , B 12 XHT (EB2DTS) , D 12 XHL (EB2ADT) , D 12 XHT (EB2ADTS) , F 12 XHL (EB2ADT) , F 12 XHL (EB2ADTD) , F 12 XHT (EB2ADTS) , HNK (EB2ADTD) , HNP (EB2ADT) , HNS (EB2ADTS) , HNV (EB2DTM) ,

**853785-6**

26,40 x 5,00 x 93,50 x 45°

**863786-6**

23,80 x 5,00 x 92,90 x 45°



## 76,000 mm

28

15 D , X 15 DT (T4EC1) ,

**853571-4**

34,50 x 7,00 x 104,10 x 45°

**863572-4**

30,70 x 7,00 x 104,05 x 45°

## 76,000 mm

29

15 DT (T4EC1) , 15 DT ,

**853571-4**

34,50 x 7,00 x 104,10 x 45°

## 77,600 mm

30

14 NV ,

**883560-4**

11,03 x 7,00 x 45,80 | IN | EX

**K-7**

**863512-4**

29,00 x 7,00 x 105,00 x 45°

**913501-8**

Ø 7,00

**973501-8**

Hydro

## 77,600 mm

31

C 14 NZ ,

**883560-4**

11,03 x 7,00 x 45,80 | IN | EX

**K-7**

**513503-1**

**863512-4**

29,00 x 7,00 x 105,00 x 45°

**913501-8**

Ø 7,00

**973501-8**

Hydro

## 77,600 mm

32

C 14 SE , X 14 SZ ,

**853565-4**

38,00 x 7,00 x 104,60 x 45°

**883560-4**

11,03 x 7,00 x 45,80 | IN | EX

**863566-4**

31,10 x 7,00 x 104,80 x 45°

**913501-8**

Ø 7,00

**973501-8**

Hydro

## 77,600 mm

33

C 14 SEL ,

**853561-4**

31,00 x 6,00 x 103,07 x 45°

**883560-4**

11,03 x 7,00 x 45,80 | IN | EX

**863562-4**

27,50 x 6,00 x 102,07 x 45°

**915097-8**

Ø 6,00

**973502-8**

Hydro

## 77,600 mm

34

X 14 XE ,

**853561-4**

31,00 x 6,00 x 103,07 x 45°

**883558-4**

10,04 x 6,00 x 45,00 | IN | EX

**863562-4**

27,50 x 6,00 x 102,07 x 45°

**915097-8**

Ø 6,00

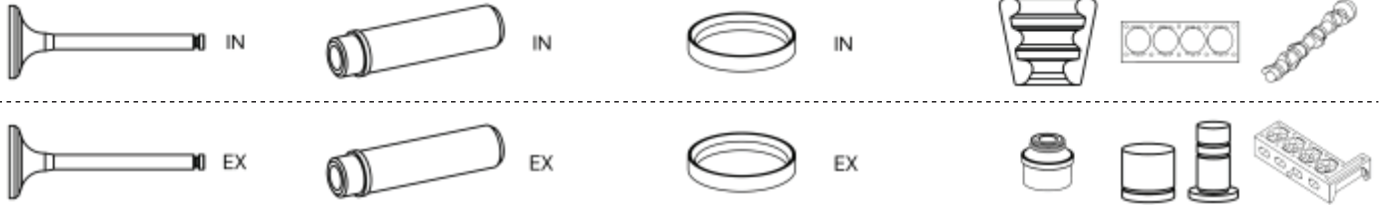
**973501-8**

Hydro

**973502-8**

Hydro





## 77,600 mm

**35**

Z 14 XE ,

**853561-4****883558-4**

31,00 x 6,00 x 103,07 x 45°

10,04 x 6,00 x 45,00 | IN | EX

**863562-4**

27,50 x 6,00 x 102,07 x 45°

**915097-8**

Ø 6,00

**973502-8**

Hydro

## 77,600 mm

**36**

X 14 NZ ,

**883560-4**

11,03 x 7,00 x 45,80 | IN | EX

**K-7****863512-4**

29,00 x 7,00 x 105,00 x 45°

**913501-8**

Ø 7,00

## 77,800 mm

**37**

12 NV ,

**883560-4**

11,03 x 7,00 x 45,80 | IN | EX

**513502-1****913501-8**

Ø 7,00

**973501-8**

Hydro

## 77,800 mm

**38**

12 ST ,

**853543-4****883560-4**

33,020 x 7,00 x 104,90 x 45°

11,03 x 7,00 x 45,80 | IN | EX

**513502-1****913501-8**

Ø 7,00

**973501-8**

Hydro

## 79,000 mm

**39**

16 SV , C 16 LZ , C 16 NZ , E 16 NZ ,

**853511-4****883560-4**

38,10 x 7,00 x 101,50 x 45°

11,03 x 7,00 x 45,80 | IN | EX

**K-7****903501-1****513507-1****863514-4**

31,00 x 7,00 x 101,50 x 45°

**913501-8**

Ø 7,00

**973501-8**

Hydro

## 79,000 mm

**40**

C 16 SE , X 16 SZR ,

**853511-4****883560-4**

38,10 x 7,00 x 101,50 x 45°

11,03 x 7,00 x 45,80 | IN | EX

**K-7****903501-1****863514-4**

31,00 x 7,00 x 101,50 x 45°

**913501-8**

Ø 7,00

**973501-8**

Hydro

**863516-4**

31,00 x 7,00 x 101,00 x 45°

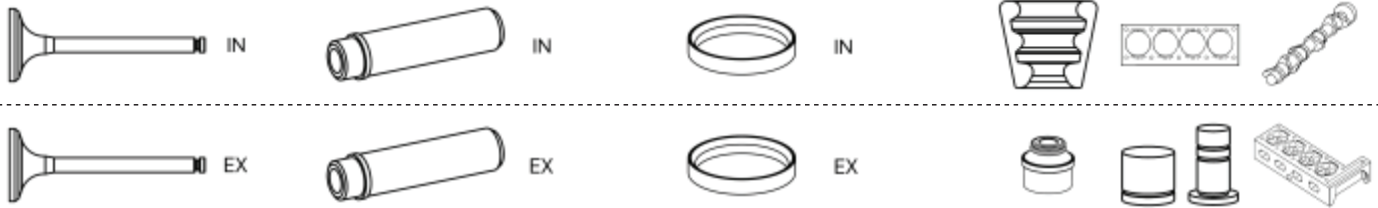
## 79,000 mm

**41**

C 16 SEI ,

**903501-1****913501-8**

Ø 7,00



<b>79,000 mm</b>	<b>42</b>
------------------	-----------

<b>C 16 XE ,</b>	
<b>853561-4</b>	<b>883558-4</b>
31,00 x 6,00 x 103,07 x 45°	10,04 x 6,00 x 45,00   IN   EX
<b>863512-4</b>	<b>915097-8</b>
29,00 x 7,00 x 105,00 x 45°	Ø 6,00
<b>863562-4</b>	
27,50 x 6,00 x 102,07 x 45°	

<b>79,000 mm</b>	<b>43</b>
------------------	-----------

<b>X 16 XE ,</b>	
<b>853561-4</b>	<b>883558-4</b>
31,00 x 6,00 x 103,07 x 45°	10,04 x 6,00 x 45,00   IN   EX
<b>863562-4</b>	<b>915097-8</b> <b>973502-8</b>
27,50 x 6,00 x 102,07 x 45°	Ø 6,00   Hydro

<b>79,000 mm</b>	<b>44</b>
------------------	-----------

<b>X 17 DT , X 17 D ,</b>	
<b>863572-4</b>	
30,70 x 7,00 x 104,05 x 45°	

<b>79,000 mm</b>	<b>45</b>
------------------	-----------

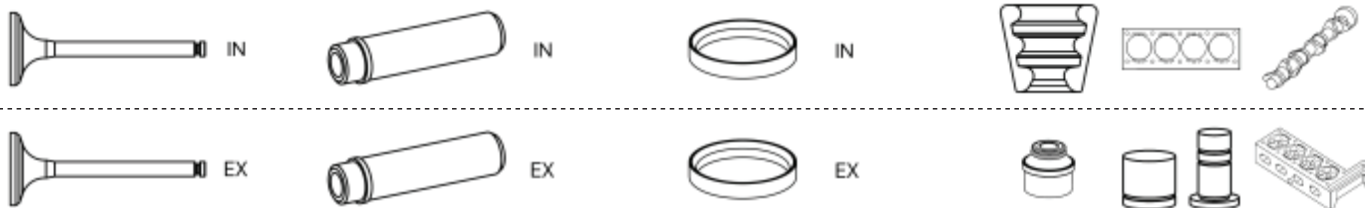
<b>Y 17 DTL , Y 17 DT , Z 17 DTH , Z 17 DTL ,</b>	
<b>853545-4</b>	
27,60 x 6,00 x 98,50 x 45°	
<b>863546-4</b>	<b>915097-8</b>
26,60 x 6,00 x 98,25 x 45°	Ø 6,00

<b>79,000 mm</b>	<b>46</b>
------------------	-----------

<b>Z 16 SE ,</b>	
<b>853511-4</b>	<b>883560-4</b>
38,10 x 7,00 x 101,50 x 45°	11,03 x 7,00 x 45,80   IN   EX
<b>863514-4</b>	<b>913501-8</b> <b>973501-8</b>
31,00 x 7,00 x 101,50 x 45°	Ø 7,00   Hydro
<b>863516-4</b>	
31,00 x 7,00 x 101,00 x 45°	

<b>79,000 mm</b>	<b>47</b>
------------------	-----------

<b>Z 16 XE ,</b>	
<b>853561-4</b>	<b>883558-4</b>
31,00 x 6,00 x 103,07 x 45°	10,04 x 6,00 x 45,00   IN   EX
	<b>883560-4</b>
	11,03 x 7,00 x 45,80   IN   EX
<b>863562-4</b>	<b>915097-8</b> <b>973502-8</b>
27,50 x 6,00 x 102,07 x 45°	Ø 6,00   Hydro



## 79,000 mm

48

C 16 SEL ,

853561-4

31,00 x 6,00 x 103,07 x 45°

863562-4

27,50 x 6,00 x 102,07 x 45°

915097-8

Ø 6,00

973502-8

Hydro

## 79,000 mm

49

X 16 XEL ,

853561-4

31,00 x 6,00 x 103,07 x 45°

M-5

863562-4

27,50 x 6,00 x 102,07 x 45°

915097-8

Ø 6,00

973502-8

Hydro

## 79,000 mm

50

12 S ,

853543-4

33,020 x 7,00 x 104,90 x 45°

883560-4

11,03 x 7,00 x 45,80 | IN | EX

## 79,000 mm

51

12 N , 12 SC ,

883560-4

11,03 x 7,00 x 45,80 | IN | EX

## 79,000 mm

52

16 NZR ,

853511-4

38,10 x 7,00 x 101,50 x 45°

883560-4

11,03 x 7,00 x 45,80 | IN | EX

K-7

903501-1

863514-4

31,00 x 7,00 x 101,50 x 45°

913501-8

Ø 7,00

## 79,000 mm

53

17 DT (TC4EE1) ,

853571-4

34,50 x 7,00 x 104,10 x 45°

## 79,000 mm

54

A 16 XNT ,

973502-8

Hydro

## 79,000 mm

55

Y 16 XE ,

853561-4

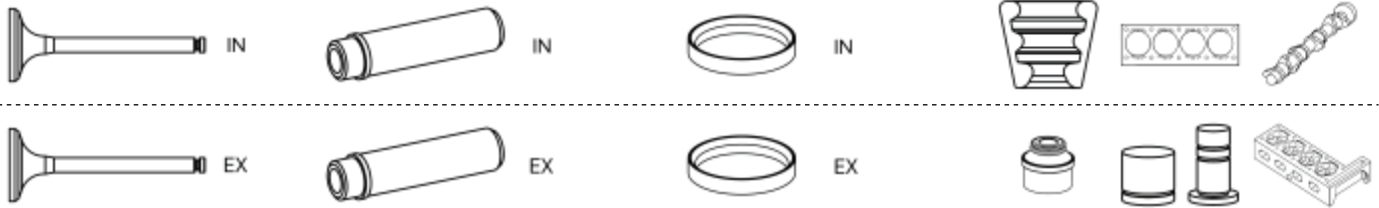
31,00 x 6,00 x 103,07 x 45°

863562-4

27,50 x 6,00 x 102,07 x 45°

915097-8

Ø 6,00



**79,000 mm**

**56**

A 17 DTC , A 17 DTE , A 17 DTF , A 17 DTI , A 17 DTJ , A 17 DTL , A 17 DTN , A 17 DTR , A 17 DTS , A 17 DT , Y 16 YNG , Z 17 DTJ , Z 17 DTR , Z 17 DT ,

**915097-8**

Ø 6,00

**79,000 mm**

**57**

Z 16 LET ,

**M-5**

**973502-8**

Hydro

**79,000 mm**

**58**

Z 16 XEP ,

**853561-4**

31,00 x 6,00 x 103,07 x 45°

**M-5**

**863562-4**

27,50 x 6,00 x 102,07 x 45°

**79,000 mm**

**59**

Z 16 YNG ,

**915097-8**

Ø 6,00

**973502-8**

Hydro

**79,000 mm**

**60**

17 D (4EE1) , X 17 D (4EE1) , X 17 DT (TC4EE1) ,

**853571-4**

34,50 x 7,00 x 104,10 x 45°

**863572-4**

30,70 x 7,00 x 104,05 x 45°

**79,000 mm**

**61**

A 16 LET , A 16 XER , Z 16 LEL , Z 16 LER , Z 16 XE1 , Z 16 XER ,

**M-5**

**79,000 mm**

**62**

E 16 SE , X 16 SZ ,

**853511-4**

38,10 x 7,00 x 101,50 x 45°

**883560-4**

11,03 x 7,00 x 45,80 | IN | EX

**K-7**

**903501-1**

**863514-4**

31,00 x 7,00 x 101,50 x 45°

**913501-8**

Ø 7,00

**973501-8**

Hydro



**79,500 mm**

**63**

A 16 FDH , A 16 FDL ,

M-5

**863532-4**

24,30 x 5,00 x 114,40 x 45°

**80,000 mm**

**64**

F8Q 600 , F8Q 606 ,

**853814-4**

35,15 x 8,00 x 110,00 x 45°

K-8

903805-1

**863878-4**

31,40 x 8,00 x 109,70 x 45°

483803-1

**80,000 mm**

**65**

R9M 408 , R9M 413 , R9M 450 ,

**853873-4**

23,50 x 6,00 x 104,10 x 45°

M-6

**863874-4**

23,40 x 6,00 x 104,10 x 45°

915097-8

Ø 6,00

**80,000 mm**

**66**

F9Q 760 , F9Q 762 , F9Q 770 , F9Q 772 , F9Q 774 ,

**853803-4**

35,30 x 7,00 x 111,00 x 45°

**883803-4**

12,06 x 7,00 x 38,30 | IN | EX

K-7

**863804-4**

32,70 x 7,00 x 110,80 x 45°

915001-8

Ø 7,00

**80,000 mm**

**67**

16 DA , 16 D ,

**853551-4**

36,00 x 8,00 x 123,20 x 45°

**883555-4**

12,00 x 8,00 x 50,00 | IN | EX

K-8

513506-1

513508-1

**863552-4**

31,95 x 8,00 x 123,20 x 45°

973501-8

Hydro

**80,000 mm**

**68**

16 N ,

513509-1

913502-8

Ø 7,00

973501-8

Hydro

**80,000 mm**

**69**

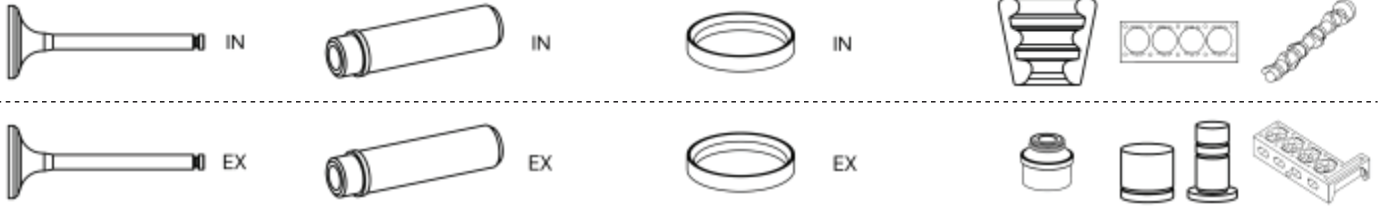
R9M 415 ,

**853873-4**

23,50 x 6,00 x 104,10 x 45°

915097-8

Ø 6,00



**80,000 mm**

**70**

25 DT , U 25 TD ,

**863528-4**

30,80 x 6,00 x 103,00 x 45°

**915097-8**

Ø 6,00

**970702-8**

Hydro

**80,000 mm**

**71**

X 25 DT , X 25 TD ,

**853527-4**

35,90 x 6,00 x 104,00 x 45°

**M-6**

**863528-4**

30,80 x 6,00 x 103,00 x 45°

**915097-8**

Ø 6,00

**970702-8**

Hydro

**80,000 mm**

**72**

Y 25 DT ,

**973701-8**

Hydro

**80,000 mm**

**73**

R9M 452 ,

**853873-4**

23,50 x 6,00 x 104,10 x 45°

**M-6**

**915097-8**

Ø 6,00

**80,000 mm**

**74**

U 25 DT ,

**915097-8**

Ø 6,00

**80,500 mm**

**75**

X 18 XE1 , Z 18 XEL , Z 18 XE ,

**853523-4**

31,20 x 5,00 x 102,00 x 45°

**M-5**

**863524-4**

27,55 x 5,00 x 100,85 x 45°

**973502-8**

Hydro

**80,500 mm**

**76**

A 18 XER , Z 18 XER ,

**M-5**

**81,600 mm**

**77**

X 18 XE ,

**853563-4**

32,00 x 6,00 x 102,00 x 45°

**883558-4**

10,04 x 6,00 x 45,00 | IN | EX

**863564-4**

29,00 x 6,00 x 92,20 x 45°

**915097-8**

Ø 6,00

**973502-8**

Hydro



## 81,600 mm

78

C 18 XEL , C 18 XE , C 25 XE , X 25 XE ,

**853563-4**

32,00 x 6,00 x 102,00 x 45°

**863564-4**

29,00 x 6,00 x 92,20 x 45°

**915097-8**

Ø 6,00

**973502-8**

Hydro

## 82,000 mm

79

Z 19 DTL , Z 19 DT ,

**852047-4**

35,60 x 8,00 x 115,00 x 45°

**M-8**

**862048-4**

34,60 x 8,00 x 115,00 x 45°

**912801-8**

Ø 8,00

## 82,000 mm

80

Z 19 DTH , Z 19 DTJ ,

**853531-4**

27,90 x 5,00 x 114,40 x 45°

**M-6**

**M-5**

**863532-4**

24,30 x 5,00 x 114,40 x 45°

## 82,500 mm

81

17 DR , 17 D , X 17 DTL ,

**853551-4**

36,00 x 8,00 x 123,20 x 45°

**883555-4**

12,00 x 8,00 x 50,00 | IN | EX

**K-8**

**513506-1**

**863552-4**

31,95 x 8,00 x 123,20 x 45°

**973501-8**

Hydro

## 82,700 mm

82

F4R 720 , F4R 820 ,

**853863-4**

33,50 x 5,50 x 110,10 x 45°

**863864-4**

29,00 x 5,50 x 108,90 x 45°

**973802-8**

Hydro

**863880-4**

23,50 x 5,50 x 101,70 x 30°

## 83,000 mm

83

Z 20 DM ,

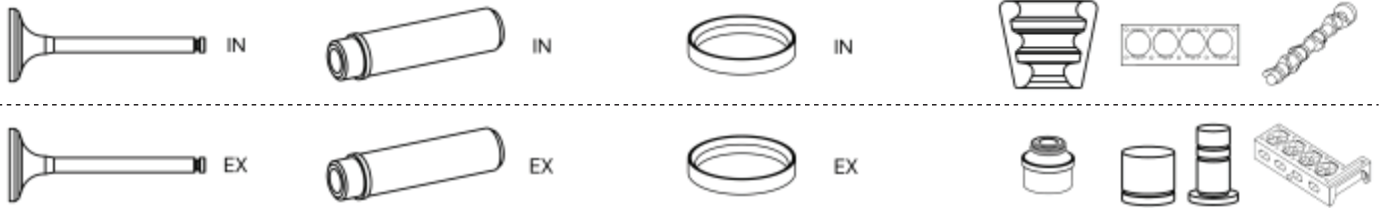
**851403-4**

28,60 x 6,00 x 95,70 x 45°

**M-6**

**861404-4**

24,40 x 6,00 x 95,70 x 45°



## 83,000 mm

84

Z 20 DMH ,

**851403-4**

**883558-4**

**M-6**

28,60 x 6,00 x 95,70 x 45°

10,04 x 6,00 x 45,00 | IN | EX

**861404-4**

24,40 x 6,00 x 95,70 x 45°

## 83,000 mm

85

A 20 DTC , A 20 DTH , A 20 DTJ ,

**M-5**

**863532-4**

24,30 x 5,00 x 114,40 x 45°

## 83,000 mm

86

16 SH ,

**513509-1**

**913502-8**

**973501-8**

Ø 7,00

Hydro

## 83,200 mm

87

Y 26 SE ,

**853563-4**

32,00 x 6,00 x 102,00 x 45°

**863564-4**

29,00 x 6,00 x 92,20 x 45°

**915097-8**

**973502-8**

Ø 6,00

Hydro

## 84,000 mm

88

X 20 DTH , X 20 DTL , Y 20 DTH ,

**853577-4**

**883558-4**

**M-6**

29,10 x 6,00 x 97,20 x 45°

10,04 x 6,00 x 45,00 | IN | EX

**863578-4**

26,10 x 6,00 x 97,20 x 45°

**915097-8**

**973502-8**

Ø 6,00

Hydro

## 84,000 mm

89

M9R 692 ,

**883811-4**

11,05 x 6,00 x 42,40 | IN | EX

**863810-4**

26,00 x 6,00 x 103,80 x 45°

**973801-8**

Hydro

## 84,000 mm

90

M9R 630 , M9R 780 , M9R 782 , M9R 784 , M9R 786 , M9R 788 ,

**853809-4**

**883811-4**

**M-6**

27,70 x 6,00 x 103,95 x 45°

11,05 x 6,00 x 42,40 | IN | EX

**863810-4**

26,00 x 6,00 x 103,80 x 45°

**973801-8**

Hydro





## 84,000 mm

**91**

X 22 DTH , Y 20 DTL , Y 22 DTH , Y 22 DTR ,

**853577-4**

29,10 x 6,00 x 97,20 x 45°

**M-6****863578-4**

26,10 x 6,00 x 97,20 x 45°

**915097-8**

Ø 6,00

**973502-8**

Hydro

## 84,800 mm

**92**

18 E ,

**883560-4**

11,03 x 7,00 x 45,80 | IN | EX

**K-7****913502-8**

Ø 7,00

**973501-8**

Hydro

## 84,800 mm

**93**

18 N , 18 S ,

**913502-8**

Ø 7,00

**973501-8**

Hydro

## 84,800 mm

**94**

18 SE ,

**853513-4**

41,90 x 7,00 x 104,00 x 45°

**883560-4**

11,03 x 7,00 x 45,80 | IN | EX

**K-7****913502-8**

Ø 7,00

**973501-8**

Hydro

## 84,800 mm

**95**

18 NV , 18 SEH , 18 SV , C 18 NE , C 18 NZ , E 18 NVR , E 18 NV , S 18 NV ,

**853513-4**

41,90 x 7,00 x 104,00 x 45°

**883560-4**

11,03 x 7,00 x 45,80 | IN | EX

**K-7****913501-8**

Ø 7,00

**973501-8**

Hydro

## 85,000 mm

**96**

M9T 870 , M9T 876 , M9T 880 , M9T 898 ,

**853809-4**

27,70 x 6,00 x 103,95 x 45°

**883811-4**

11,05 x 6,00 x 42,40 | IN | EX

**M-6****863810-4**

26,00 x 6,00 x 103,80 x 45°

## 85,000 mm

**97**

M9T 670 , M9T 672 , M9T 676 , M9T 678 , M9T 680 , M9T 686 , M9T 690 , M9T 692 , M9T 694 , M9T 696 , M9T 698 , M9T 700 , M9T 702 , M9T 704 , M9T 706 , M9T 710 ,

**853809-4**

27,70 x 6,00 x 103,95 x 45°

**883811-4**

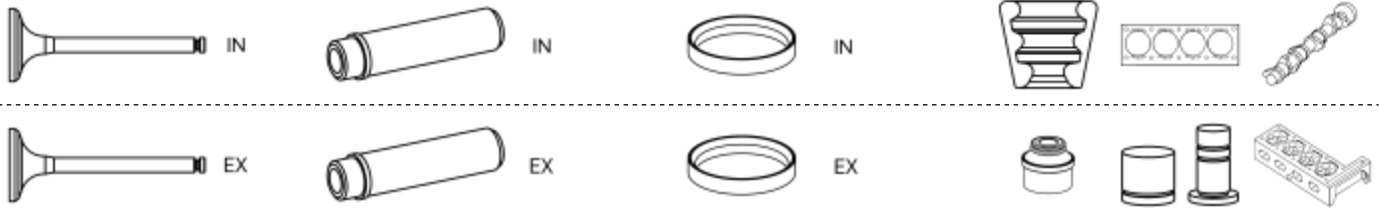
11,05 x 6,00 x 42,40 | IN | EX

**M-6****863810-4**

26,00 x 6,00 x 103,80 x 45°

**973801-8**

Hydro



**85,000 mm**

**98**

M9T 890 , M9T 896 ,

**853809-4**

27,70 x 6,00 x 103,95 x 45°

**M-6**

**863810-4**

26,00 x 6,00 x 103,80 x 45°

**85,000 mm**

**99**

16 N (CIH) , 16 S ,

**513509-1**

**973501-8**

Hydro

**85,000 mm**

**100**

4HB (DW12RUD) , 4HH (DW12RUC) ,

**M-6**

**86,000 mm**

**101**

20 NEJ , 20 NE , 20 SEH , 20 SE , C 20 NEJ , C 20 NE , X 20 SE ,

**853513-4**

41,90 x 7,00 x 104,00 x 45°

**883560-4**

11,03 x 7,00 x 45,80 | IN | EX

**K-7**

**913501-8**

Ø 7,00

**973501-8**

Hydro

**86,000 mm**

**102**

X 20 XEV , X 22 SE , X 22 XE , Z 20 LEH , Z 20 LER , Z 20 LET ,

**853563-4**

32,00 x 6,00 x 102,00 x 45°

**883558-4**

10,04 x 6,00 x 45,00 | IN | EX

**863564-4**

29,00 x 6,00 x 92,20 x 45°

**915097-8**

Ø 6,00

**973502-8**

Hydro

**86,000 mm**

**103**

Z 22 SE , Z 22 YH ,

**853583-4**

35,25 x 6,00 x 102,20 x 45°

**883558-4**

10,04 x 6,00 x 45,00 | IN | EX

**M-6**

**853585-4**

35,10 x 6,00 x 102,30 x 45°

**863584-4**

30,10 x 6,00 x 101,00 x 45°

**86,000 mm**

**104**

C 20 NEF ,

**853513-4**

41,90 x 7,00 x 104,00 x 45°

**913501-8**

Ø 7,00

**973501-8**

Hydro



## 86,000 mm

**105**

X 20 XER , X 30 XE , Y 22 SE , Y 22 XE , Z 20 LEL , Z 22 XE ,

**853563-4**

32,00 x 6,00 x 102,00 x 45°

**863564-4**

29,00 x 6,00 x 92,20 x 45°

**915097-8**

Ø 6,00

**973502-8**

Hydro

## 86,000 mm

**106**

Z 20 NET ,

**883558-4**

10,04 x 6,00 x 45,00 | IN | EX

## 86,000 mm

**107**

A 20 NFT , A 20 NHT ,

**853583-4**

35,25 x 6,00 x 102,20 x 45°

**853585-4**

35,10 x 6,00 x 102,30 x 45°

**863584-4**

30,10 x 6,00 x 101,00 x 45°

**M-6**

## 86,000 mm

**108**

20 XE , C 20 LET , C 20 XE ,

**M-7****913501-8**

Ø 7,00

**973502-8**

Hydro

## 86,000 mm

**109**

C 22 SEL ,

**853563-4**

32,00 x 6,00 x 102,00 x 45°

**883558-4**

10,04 x 6,00 x 45,00 | IN | EX

**863564-4**

29,00 x 6,00 x 92,20 x 45°

**915097-8**

Ø 6,00

## 87,000 mm

**110**

G9T 720 , G9T 722 , G9T 750 ,

**853801-4**

30,70 x 6,00 x 123,20 x 45°

**883813-4**

11,04 x 6,00 x 50,00 | IN | EX

**863802-4**

29,50 x 6,00 x 123,00 x 45°

**915097-8**

Ø 6,00

## 87,500 mm

**111**

Z 24 XED ,

**853563-4**

32,00 x 6,00 x 102,00 x 45°

**883558-4**

10,04 x 6,00 x 45,00 | IN | EX

**863564-4**

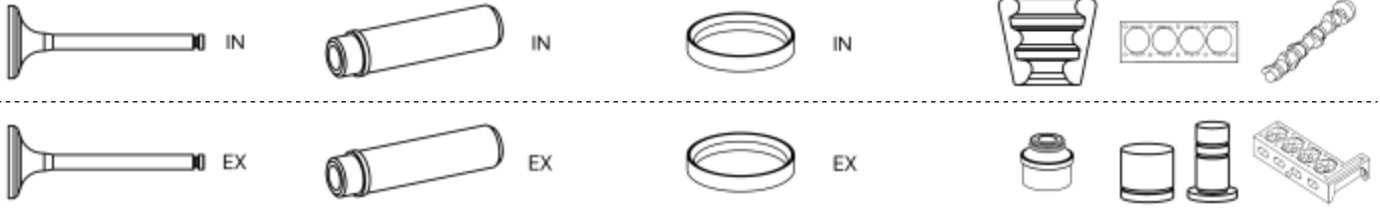
29,00 x 6,00 x 92,20 x 45°

**915097-8**

Ø 6,00

**973502-8**

Hydro



<b>87,500 mm</b>	<b>112</b>
------------------	------------

Y 32 SE ,			
<b>853563-4</b>			
32,00 x 6,00 x 102,00 x 45°			
<b>863564-4</b>	<b>915097-8</b>	<b>973502-8</b>	
29,00 x 6,00 x 92,20 x 45°	Ø 6,00	Hydro	

<b>87,500 mm</b>	<b>113</b>
------------------	------------

Z 24 XE ,			
<b>853563-4</b>			
32,00 x 6,00 x 102,00 x 45°			
<b>863564-4</b>	<b>915097-8</b>		
29,00 x 6,00 x 92,20 x 45°	Ø 6,00		

<b>88,500 mm</b>	<b>114</b>
------------------	------------

Z 32 SE ,			
<b>853563-4</b>	<b>883558-4</b>		
32,00 x 6,00 x 102,00 x 45°	10,04 x 6,00 x 45,00   IN   EX		
<b>863564-4</b>	<b>915097-8</b>	<b>973502-8</b>	
29,00 x 6,00 x 92,20 x 45°	Ø 6,00	Hydro	

<b>89,000 mm</b>	<b>115</b>
------------------	------------

G9U 630 , G9U 632 , G9U 650 , G9U 720 , G9U 724 , G9U 730 , G9U 750 , G9U 754 ,			
<b>853801-4</b>	<b>883813-4</b>		
30,70 x 6,00 x 123,20 x 45°	11,04 x 6,00 x 50,00   IN   EX		
<b>863802-4</b>	<b>915097-8</b>		
29,50 x 6,00 x 123,00 x 45°	Ø 6,00		

<b>92,000 mm</b>	<b>116</b>
------------------	------------

23 DTR , 23 YDT ,			
<b>853573-4</b>			
42,10 x 8,00 x 127,20 x 45°			

<b>92,000 mm</b>	<b>117</b>
------------------	------------

25TDS (VM41B) ,			
			<b>911005-8</b>
			Ø 8,00

<b>93,000 mm</b>	<b>118</b>
------------------	------------

S8U 758 , S8U 770 , S8U 772 , S8U 780 , S8U 782 ,			
<b>852052-4</b>	<b>882059-4</b>	<b>R-8</b>	
41,00 x 8,00 x 120,80 x 30°	13,07 x 8,00 x 60,00   IN   EX		



**93,400 mm**

**119**

6VD1 (DOHC),

**853529-6**

34,00 x 6,00 x 104,00 x 30°

**863530-6**

29,00 x 6,00 x 103,00 x 45°

**972401-8**

Hydro

**94,400 mm**

**120**

S9W 700 , S9W 702 ,

**852052-4**

41,00 x 8,00 x 120,80 x 30°

**882059-4**

13,07 x 8,00 x 60,00 | IN | EX

**R-8**

**95,000 mm**

**121**

20 E ,

**853513-4**

41,90 x 7,00 x 104,00 x 45°

**K-7**

**913501-8**

Ø 7,00

**95,000 mm**

**122**

C 30 SE ,

**M-7**

**95,000 mm**

**123**

H 20 E ,

**973501-8**

Hydro

**95,300 mm**











**124**

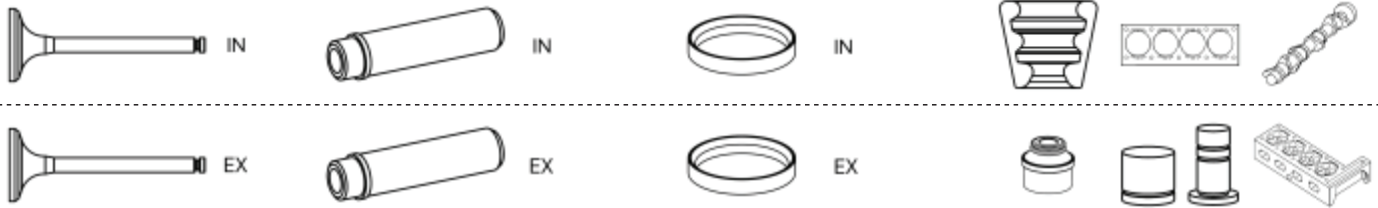
C 36 GET ,

**M-7**

**siehe Motorenliste**  
**see engline list**  
**voir la liste des moteurs**  
**ver lista de motores**  
**см. список двигателей**  
**تالكر حطلا قمىق رظنا**



			<b>ccm</b>	<b>kW</b>			<b>1</b> POS				<b>ccm</b>	<b>kW</b>			<b>1</b> POS
ISBe4-250B	107,000	6	6690	184 kW	D	1486	1	MX-13 375	130,000	6	12903	375 kW	D	1486	6
MX 300	130,000	6	12903	300 kW	D	1486	4	PR 183 S	118,000	6	9200	183 kW	D	1486	2
MX 340	130,000	6	12903	340 kW	D	1486	4	PR 228 S	118,000	6	9200	228 kW	D	1486	3
MX-13 340	130,000	6	12903	340 kW	D	1486	5	PR 265 S	118,000	6	9200	265 kW	D	1486	3



<b>107,000 mm</b>	<b>1</b>
-------------------	----------

ISBe4-250B ,					
<b>852031-4</b>	<b>R-7</b>				
33,00 x 7,00 x 125,00 x 30°					
<table border="1" style="width:100%; border-collapse: collapse;"> <tr> <td style="background-color: #f08080; padding: 2px;"><b>862032-4</b></td> <td></td> </tr> <tr> <td colspan="2" style="padding: 2px;">33,00 x 7,00 x 124,30 x 45°</td> </tr> </table>		<b>862032-4</b>		33,00 x 7,00 x 124,30 x 45°	
<b>862032-4</b>					
33,00 x 7,00 x 124,30 x 45°					

<b>118,000 mm</b>	<b>2</b>
-------------------	----------

PR 183 S ,					
<b>851319-6</b>	<b>R-9</b>				
40,60 x 9,00 x 158,20 x 15°					
<table border="1" style="width:100%; border-collapse: collapse;"> <tr> <td style="background-color: #f08080; padding: 2px;"><b>861320-6</b></td> <td></td> </tr> <tr> <td colspan="2" style="padding: 2px;">37,10 x 9,00 x 154,30 x 45°</td> </tr> </table>		<b>861320-6</b>		37,10 x 9,00 x 154,30 x 45°	
<b>861320-6</b>					
37,10 x 9,00 x 154,30 x 45°					

<b>118,000 mm</b>	<b>3</b>
-------------------	----------

PR 228 S , PR 265 S ,					
<b>851319-6</b>	<b>881316-6</b>				
40,60 x 9,00 x 158,20 x 15°	15,00 x 9,00 x 76,50   IN   EX				
<table border="1" style="width:100%; border-collapse: collapse;"> <tr> <td style="background-color: #f08080; padding: 2px;"><b>861320-6</b></td> <td></td> </tr> <tr> <td colspan="2" style="padding: 2px;">37,10 x 9,00 x 154,30 x 45°</td> </tr> </table>		<b>861320-6</b>		37,10 x 9,00 x 154,30 x 45°	
<b>861320-6</b>					
37,10 x 9,00 x 154,30 x 45°					

<b>130,000 mm</b>	<b>4</b>
-------------------	----------

MX 300 , MX 340 ,					
<b>851321-6</b>					
45,60 x 10,00 x 169,40 x 20°					
<table border="1" style="width:100%; border-collapse: collapse;"> <tr> <td style="background-color: #f08080; padding: 2px;"><b>861322-6</b></td> <td></td> </tr> <tr> <td colspan="2" style="padding: 2px;">42,60 x 10,00 x 168,60 x 30°</td> </tr> </table>		<b>861322-6</b>		42,60 x 10,00 x 168,60 x 30°	
<b>861322-6</b>					
42,60 x 10,00 x 168,60 x 30°					

<b>130,000 mm</b>	<b>5</b>
-------------------	----------








MX-13 340 ,									
<b>851323-6</b>									
43,90 x 10,00 x 169,80 x 20°									
<table border="1" style="width:100%; border-collapse: collapse;"> <tr> <td style="background-color: #f08080; padding: 2px;"><b>861322-6</b></td> <td style="background-color: #f08080; padding: 2px; text-align: right;"><b>913901-6</b></td> </tr> <tr> <td style="padding: 2px;">42,60 x 10,00 x 168,60 x 30°</td> <td style="padding: 2px; text-align: right;">Ø 10,00</td> </tr> <tr> <td style="background-color: #f08080; padding: 2px;"><b>861324-6</b></td> <td></td> </tr> <tr> <td colspan="2" style="padding: 2px;">40,90 x 10,00 x 169,90 x 30°</td> </tr> </table>		<b>861322-6</b>	<b>913901-6</b>	42,60 x 10,00 x 168,60 x 30°	Ø 10,00	<b>861324-6</b>		40,90 x 10,00 x 169,90 x 30°	
<b>861322-6</b>	<b>913901-6</b>								
42,60 x 10,00 x 168,60 x 30°	Ø 10,00								
<b>861324-6</b>									
40,90 x 10,00 x 169,90 x 30°									






<b>130,000 mm</b>	<b>6</b>
-------------------	----------

MX-13 375 ,					
<b>851323-6</b>					
43,90 x 10,00 x 169,80 x 20°					
<table border="1" style="width:100%; border-collapse: collapse;"> <tr> <td style="background-color: #f08080; padding: 2px;"><b>861324-6</b></td> <td style="background-color: #f08080; padding: 2px; text-align: right;"><b>913901-6</b></td> </tr> <tr> <td style="padding: 2px;">40,90 x 10,00 x 169,90 x 30°</td> <td style="padding: 2px; text-align: right;">Ø 10,00</td> </tr> </table>		<b>861324-6</b>	<b>913901-6</b>	40,90 x 10,00 x 169,90 x 30°	Ø 10,00
<b>861324-6</b>	<b>913901-6</b>				
40,90 x 10,00 x 169,90 x 30°	Ø 10,00				

















							
140 (142, 144) 2.0 S	B 20 B	11.68 - 09.72	1986	B	74 kW	1522	66
140 (142, 144) 2.0 S	B 20 F	09.72 - 08.75	1998	B	85 kW	1517	38
140 (142, 144) 2.0 S	B 20 F	09.72 - 08.75	1998	B	85 kW	1517	38
140 (142, 144) 2.0	B 20 A	08.68 - 07.74	1986	B	60 kW	1522	66
140 (142, 144) 2.0	B 20 A	08.72 - 08.73	1986	B	99 kW	1522	66
140 (142, 144) 2.0	B 20 A	09.71 - 08.72	1986	B	103 kW	1522	66
140 (142, 144) 2.0	B 20 D	08.71 - 07.72	1986	B	70 kW	1522	67
140 (142, 144) 2.0	B 20 E	09.70 - 04.75	1986	B	91 kW	1522	66
140 (142, 144) 2.0	B 20 E	09.68 - 12.71	1986	B	88 kW	1522	66
140 Kombi (145) 2.0 S	B 20 A	08.68 - 07.74	1986	B	60 kW	1522	66
140 Kombi (145) 2.0 S	B 20 B	08.72 - 07.74	1986	B	74 kW	1522	66
140 Kombi (145) 2.0 S	B 20 B	08.72 - 07.73	1986	B	73 kW	1522	66
140 Kombi (145) 2.0 S	B 20 D	08.72 - 07.74	1986	B	70 kW	1522	67
140 Kombi (145) 2.0 S	B 20 E	08.72 - 07.73	1986	B	91 kW	1522	66
140 Kombi (145) 2.0 S	B 20 F	09.73 - 02.75	1998	B	85 kW	1517	38
140 Kombi (145) 2.0 S	B 20 F	09.73 - 02.75	1998	B	85 kW	1517	38
164 (164) 2.9 E	B 30 A	08.68 - 07.73	2978	B	96 kW	1522	66
164 (164) 2.9	B 30 E	08.72 - 07.74	2978	B	118 kW	1522	66
164 (164) 3.0 E	B 30 F	09.72 - 12.74	2978	B	108 kW	1522	66
164 (164) 3.0	B 30 F	09.68 - 04.75	2978	B	106 kW	1522	66
240 (P242, P244) 2.0	B 19 A	08.76 - 07.79	1986	B	66 kW	1522	64
240 (P242, P244) 2.0	B 19 A	09.78 - 12.84	1986	B	71 kW	1522	64
240 (P242, P244) 2.0	B 19 A	09.74 - 12.75	1986	B	60 kW	1522	64
240 (P242, P244) 2.0	B 19 ET	10.82 - 08.84	1986	B	100 kW	1522	64
240 (P242, P244) 2.0	B 19 E	01.90 - 12.93	1986	B	82 kW	1522	64
240 (P242, P244) 2.0	B 19 E	08.84 - 12.93	1986	B	74 kW	1522	64
240 (P242, P244) 2.0	B 19 K	09.78 - 12.84	1986	B	71 kW	1522	65
240 (P242, P244) 2.0	B 20 A	08.74 - 07.76	1986	B	60 kW	1522	66
240 (P242, P244) 2.0	B 200 E	09.84 - 12.93	1986	B	89 kW	1522	64
240 (P242, P244) 2.0	B 200 F	01.90 - 12.93	1986	B	82 kW	1522	64
240 (P242, P244) 2.0	B 200 K	08.84 - 12.89	1986	B	76 kW	1522	64
240 (P242, P244) 2.1 Turbo	B 21 ET	08.80 - 07.84	2127	B	114 kW	1523	72
240 (P242, P244) 2.1	B 21 A	08.74 - 07.75	2127	B	71 kW	1523	72
240 (P242, P244) 2.1	B 21 A	08.75 - 09.82	2127	B	74 kW	1523	72
240 (P242, P244) 2.1	B 21 A	08.80 - 07.84	2127	B	79 kW	1523	72
240 (P242, P244) 2.1	B 21 A	09.83 - 12.84	2127	B	72 kW	1523	72
240 (P242, P244) 2.1	B 21 A	09.75 - 12.77	2127	B	76 kW	1523	72
240 (P242, P244) 2.1	B 21 A	09.77 - 12.78	2127	B	77 kW	1523	72
240 (P242, P244) 2.1	B 21 A	01.83 - 12.84	2127	B	78 kW	1523	72
240 (P242, P244) 2.1	B 21 ET	09.80 - 12.85	2127	B	115 kW	1523	72
240 (P242, P244) 2.1	B 21 E	08.74 - 09.83	2127	B	90 kW	1523	72
240 (P242, P244) 2.1	B 21 E	09.75 - 12.79	2127	B	91 kW	1523	72
240 (P242, P244) 2.1	B 21 F	09.79 - 12.81	2127	B	80 kW	1523	72
240 (P242, P244) 2.3 i Cat	B 230 F	09.84 - 12.93	2316	B	85 kW	1524	75
240 (P242, P244) 2.3	B 23 A	08.80 - 07.84	2316	B	82 kW	1524	75
240 (P242, P244) 2.3	B 23 E	09.78 - 12.93	2316	B	100 kW	1524	75
240 (P242, P244) 2.3	B 23 E	08.78 - 12.81	2316	B	103 kW	1524	75
240 (P242, P244) 2.3	B 23 E	08.84 - 12.89	2316	B	98 kW	1524	75
240 (P242, P244) 2.3	B 23 F	09.78 - 12.93	2316	B	100 kW	1524	75
240 (P242, P244) 2.3	B 230 A	05.83 - 07.86	2316	B	81 kW	1524	75
240 (P242, P244) 2.3	B 230 E	03.83 - 08.93	2316	B	96 kW	1524	75
240 (P242, P244) 2.3	B 230 F	09.80 - 07.87	2316	B	83 kW	1524	75
240 (P242, P244) 2.3	B 230 F	09.81 - 12.83	2316	B	84 kW	1524	75
240 (P242, P244) 2.3	B 230 K	08.86 - 12.88	2316	B	85 kW	1524	75
240 (P242, P244) 2.4 D	D 24	09.81 - 12.84	2383	D	61 kW	1513	9
240 (P242, P244) 2.4 Diesel	D 24	08.78 - 07.85	2383	D	60 kW	1513	9
240 (P242, P244) 2.4 Diesel	D 24	03.83 - 08.93	2383	D	58 kW	1513	9
240 (P242, P244) 2.7 GLT6	B 27 E	08.79 - 07.80	2664	B	104 kW	1522	63
240 (P242, P244) 2.8	B 28 E	01.81 - 09.84	2849	B	114 kW	1523	71
240 Kombi (P245) 2.0 D	D 20	09.78 - 10.80	1985	D	50 kW	1513	8
240 Kombi (P245) 2.0 T	B 19 ET	08.83 - 05.93	1986	B	106 kW	1522	64
240 Kombi (P245) 2.0	B 19 A	08.80 - 12.84	1986	B	71 kW	1522	64








			<b>ccm</b>		<b>kW</b>		<b>1 POS</b>
240 Kombi (P245) 2.0	B 19 A	08.76 - 01.82	1986	B	66 kW	1522	64
240 Kombi (P245) 2.0	B 19 ET	10.80 - 08.84	1986	B	100 kW	1522	64
240 Kombi (P245) 2.0	B 19 K	08.80 - 12.84	1986	B	71 kW	1522	65
240 Kombi (P245) 2.0	B 20 A	08.74 - 07.75	1986	B	60 kW	1522	66
240 Kombi (P245) 2.0	B 200 E	08.83 - 07.93	1986	B	86 kW	1522	64
240 Kombi (P245) 2.0	B 200 F	01.85 - 12.93	1986	B	82 kW	1522	64
240 Kombi (P245) 2.0	B 200 K	08.84 - 12.89	1986	B	76 kW	1522	64
240 Kombi (P245) 2.1 Turbo	B 21 ET	08.80 - 07.85	2127	B	114 kW	1523	72
240 Kombi (P245) 2.1	B 21 A	08.75 - 12.81	2127	B	74 kW	1523	72
240 Kombi (P245) 2.1	B 21 A	08.74 - 07.75	2127	B	71 kW	1523	72
240 Kombi (P245) 2.1	B 21 A	08.80 - 07.84	2127	B	79 kW	1523	72
240 Kombi (P245) 2.1	B 21 E	08.74 - 09.83	2127	B	90 kW	1523	72
240 Kombi (P245) 2.1	B 21 E	01.77 - 08.78	2127	B	86 kW	1523	72
240 Kombi (P245) 2.1	B 21 FT	09.84 - 12.85	2127	B	121 kW	1523	72
240 Kombi (P245) 2.1	B 21 F	08.80 - 07.84	2127	B	80 kW	1523	72
240 Kombi (P245) 2.3 Cat	B 230 F	08.91 - 12.93	2316	B	100 kW	1524	75
240 Kombi (P245) 2.3 i Cat	B 230 F	09.84 - 08.93	2316	B	85 kW	1524	75
240 Kombi (P245) 2.3	B 23 A	08.80 - 07.84	2316	B	82 kW	1524	75
240 Kombi (P245) 2.3	B 23 E	08.84 - 12.88	2316	B	98 kW	1524	75
240 Kombi (P245) 2.3	B 23 E	09.78 - 12.84	2316	B	100 kW	1524	75
240 Kombi (P245) 2.3	B 230 A	08.84 - 07.86	2316	B	81 kW	1524	75
240 Kombi (P245) 2.3	B 230 E	03.83 - 08.93	2316	B	96 kW	1524	75
240 Kombi (P245) 2.3	B 230 F	08.86 - 07.87	2316	B	83 kW	1524	75
240 Kombi (P245) 2.3	B 230 F	09.81 - 12.82	2316	B	84 kW	1524	75
240 Kombi (P245) 2.3	B 230 K	08.86 - 12.88	2316	B	85 kW	1524	75
240 Kombi (P245) 2.4 Diesel	D 24	03.83 - 08.93	2383	D	58 kW	1513	9
240 Kombi (P245) 2.4 Diesel	D 24	04.79 - 08.93	2383	D	60 kW	1513	9
240 Kombi (P245) 2.7 GLT6	B 27 E	08.79 - 07.80	2664	B	104 kW	1522	63
240 Kombi (P245) 2.8	B 28 A	10.81 - 09.82	2849	B	95 kW	1523	71
240 Kombi (P245) 2.8	B 28 E	10.80 - 09.82	2849	B	114 kW	1523	71
260 (P262, P264) 2.1	B 21 E	09.79 - 12.80	2127	B	91 kW	1523	72
260 (P262, P264) 2.4 D	D 24	09.79 - 12.81	2383	D	61 kW	1513	9
260 (P262, P264) 2.7	B 27 E	08.74 - 07.80	2664	B	103 kW	1522	63
260 (P262, P264) 2.7	B 27 E	08.78 - 07.82	2664	B	109 kW	1522	63
260 (P262, P264) 2.7	B 27 F	08.78 - 07.82	2664	B	109 kW	1522	63
260 (P262, P264) 2.8	B 28 A	08.80 - 07.82	2849	B	95 kW	1523	71
260 (P262, P264) 2.8	B 28 E	08.80 - 07.82	2849	B	114 kW	1523	71
260 Coupe (P262) 2.7	B 27 E	08.77 - 07.78	2664	B	103 kW	1522	63
260 Coupe (P262) 2.8	B 28 A	10.78 - 12.80	2849	B	116 kW	1523	71
260 Coupe (P262) 2.8	B 28 E	10.78 - 12.80	2849	B	116 kW	1523	71
260 Coupe (P262) 2.8	B 28 F	09.79 - 12.81	2849	B	114 kW	1523	71
260 Coupe (P262) 2.8	B 28 F	10.78 - 12.80	2849	B	116 kW	1523	71
260 Kombi (P265) 2.4 D	D 24	09.79 - 12.80	2383	D	61 kW	1513	9
260 Kombi (P265) 2.7	B 27 E	07.75 - 07.82	2664	B	103 kW	1522	63
260 Kombi (P265) 2.7	B 27 F	10.78 - 07.82	2664	B	109 kW	1522	63
260 Kombi (P265) 2.8	B 28 F	09.79 - 07.82	2849	B	114 kW	1523	71
340-360 (343, 345) 1.3	B 13	01.89 - 12.90	1289	B	49 kW	1512	2
340-360 (343, 345) 1.4	B 14.3 E	08.79 - 07.83	1397	B	47 kW	1512	7
340-360 (343, 345) 1.4	B 14.3 E	08.82 - 08.85	1397	B	46 kW	1512	7
340-360 (343, 345) 1.4	B 14.4 S	08.75 - 07.83	1397	B	51 kW	1512	7
340-360 (343, 345) 1.4	B 14.4 S	08.83 - 07.86	1397	B	52 kW	1512	7
340-360 (343, 345) 1.4	B 14.4 S	08.86 - 12.88	1397	B	50 kW	1512	7
340-360 (343, 345) 1.4	B 14.4 S	08.87 - 07.88	1397	B	51 kW	1512	7
340-360 (343, 345) 1.6 Diesel	D 16	08.84 - 07.91	1596	D	40 kW	1513	12
340-360 (343, 345) 1.7	B 17 2 K	08.85 - 07.91	1721	B	59 kW	1514	19
340-360 (343, 345) 2.0	B 19 A	08.80 - 07.83	1986	B	70 kW	1522	64
340-360 (343, 345) 2.0	B 19 A	08.80 - 07.84	1986	B	65 kW	1522	64
340-360 (343, 345) 2.0	B 19 A	08.83 - 07.84	1986	B	68 kW	1522	64
340-360 (343, 345) 2.0	B 19 E	08.82 - 07.84	1986	B	83 kW	1522	64
340-360 (343, 345) 2.0	B 19 E	08.82 - 07.84	1986	B	85 kW	1522	64
340-360 (343, 345) 2.0	B 200 E	08.86 - 07.88	1986	B	82 kW	1522	64
340-360 (343, 345) 2.0	B 200 E	08.84 - 07.86	1986	B	87 kW	1522	64








							
340-360 (343, 345) 2.0	B 200 F	08.88 - 07.89	1986	B	80 kW	1522	64
340-360 (343, 345) 2.0	B 200 F	08.86 - 07.88	1986	B	82 kW	1522	64
340-360 (343, 345) 2.0	B 200 F	08.87 - 07.88	1986	B	81 kW	1522	64
340-360 (343, 345) 2.0	B 200 K	08.80 - 07.83	1986	B	70 kW	1522	64
340-360 (343, 345) 2.0	B 200 K	08.84 - 07.87	1986	B	77 kW	1522	64
340-360 Stufenheck (344) 1.3	B 13	01.89 - 12.90	1289	B	49 kW	1512	2
340-360 Stufenheck (344) 1.4	B 14.3 E	01.83 - 12.86	1397	B	46 kW	1512	7
340-360 Stufenheck (344) 1.4	B 14.4 S	08.86 - 12.88	1397	B	50 kW	1512	7
340-360 Stufenheck (344) 1.4	B 14.4 S	08.87 - 07.88	1397	B	51 kW	1512	7
340-360 Stufenheck (344) 1.4	B 14.4 S	08.83 - 07.86	1397	B	53 kW	1512	7
340-360 Stufenheck (344) 1.6 Diesel	D 16	08.84 - 07.91	1596	D	40 kW	1513	12
340-360 Stufenheck (344) 1.7	B 17 2 K	08.85 - 07.91	1721	B	59 kW	1514	19
340-360 Stufenheck (344) 2.0	B 19 A	08.82 - 07.84	1986	B	66 kW	1522	64
340-360 Stufenheck (344) 2.0	B 19 A	08.83 - 07.84	1986	B	68 kW	1522	64
340-360 Stufenheck (344) 2.0	B 19 E	08.83 - 07.84	1986	B	83 kW	1522	64
340-360 Stufenheck (344) 2.0	B 200 EA	08.86 - 07.88	1986	B	82 kW	1522	64
340-360 Stufenheck (344) 2.0	B 200 EA	08.87 - 07.88	1986	B	81 kW	1522	64
340-360 Stufenheck (344) 2.0	B 200 E	08.84 - 07.86	1986	B	85 kW	1522	64
340-360 Stufenheck (344) 2.0	B 200 E	08.84 - 07.86	1986	B	87 kW	1522	64
340-360 Stufenheck (344) 2.0	B 200 F	08.88 - 07.89	1986	B	80 kW	1522	64
340-360 Stufenheck (344) 2.0	B 200 K	08.84 - 07.90	1986	B	75 kW	1522	64
340-360 Stufenheck (344) 2.0	B 200 K	08.84 - 07.87	1986	B	77 kW	1522	64
440 (445) 1.7 Turbo	B 18 FT	08.88 - 07.96	1721	B	88 kW	1514	20
440 (445) 1.7 Turbo	B 18 FT	01.91 - 12.96	1721	B	90 kW	1514	20
440 (445) 1.7	B 18 EP	09.88 - 12.96	1721	B	78 kW	1514	20
440 (445) 1.7	B 18 EP	09.88 - 08.89	1721	B	80 kW	1514	20
440 (445) 1.7	B 18 F	08.88 - 07.89	1721	B	70 kW	1514	21
440 (445) 1.8	B 18 U	08.91 - 07.96	1794	B	66 kW	1517	37
440 (445) 1.8	B 18 U	09.95 - 12.96	1794	B	66 kW	1517	37
440 (445) 1.9 Turbo-Diesel	D 19 T	07.94 - 12.96	1870	D	66 kW	1514	16
440 (445) 2.0	B 20 F	08.92 - 07.95	1998	B	81 kW	1517	38
440 (445) 2.0	B 20 F	08.93 - 07.96	1998	B	80 kW	1517	38
460 (464) 1.7 Turbo	B 18 FT	08.89 - 07.96	1721	B	88 kW	1514	20
460 (464) 1.7 Turbo	B 18 FT	04.89 - 07.96	1721	B	90 kW	1514	20
460 (464) 1.7	B 18 EP	08.89 - 07.92	1721	B	75 kW	1514	20
460 (464) 1.7	B 18 E	08.89 - 07.92	1721	B	80 kW	1514	21
460 (464) 1.8	B 18 U	08.91 - 07.96	1794	B	66 kW	1517	37
460 (464) 1.9 Turbo-Diesel	D 19 T	07.94 - 07.96	1870	D	66 kW	1514	16
460 (464) 2.0	B 20 F	08.92 - 07.95	1998	B	81 kW	1517	38
460 (464) 2.0	B 20 F	09.92 - 12.96	1998	B	80 kW	1517	38
480 (482) 1.7 Turbo	B 18 FT	08.87 - 07.96	1721	B	88 kW	1514	20
480 (482) 1.7 Turbo	B 18 FT	01.91 - 07.96	1721	B	90 kW	1514	20
480 (482) 1.7	B 18 EP	08.89 - 07.96	1721	B	75 kW	1514	20
480 (482) 1.7	B 18 E	08.86 - 07.88	1721	B	80 kW	1514	21
480 (482) 1.7	B 18 E	04.86 - 07.89	1721	B	78 kW	1514	21
480 (482) 1.7	B 18 F	08.87 - 07.89	1721	B	70 kW	1514	21
480 (482) 2.0	B 20 F	08.92 - 09.95	1998	B	81 kW	1517	38
66 (31, 36) GL 1.3	B 130	08.75 - 08.78	1289	B	42 kW	1512	3
66 Kombi (64) GL 1.3	B 130	10.75 - 11.79	1289	B	42 kW	1512	3
740 (744) 2.0 GLE	B 19 E	04.83 - 07.84	1986	B	85 kW	1522	64
740 (744) 2.0 GLE	B 204 E	09.87 - 08.90	1986	B	103 kW	1523	68
740 (744) 2.0 Turbo	B 200 FT	09.90 - 08.91	1986	B	114 kW	1522	64
740 (744) 2.0	B 19 ET	12.83 - 07.84	1986	B	110 kW	1522	64
740 (744) 2.0	B 200 ET	01.84 - 08.90	1986	B	118 kW	1522	64
740 (744) 2.0	B 200 ET	01.85 - 12.85	1986	B	120 kW	1522	64
740 (744) 2.0	B 200 E	01.87 - 08.88	1986	B	86 kW	1522	64
740 (744) 2.0	B 200 F	09.90 - 08.92	1986	B	82 kW	1522	64
740 (744) 2.0	B 200 G	08.85 - 07.92	1986	B	89 kW	1522	66
740 (744) 2.0	B 200 K	09.88 - 08.90	1986	B	76 kW	1522	64
740 (744) 2.0	B 204 FTE	09.90 - 08.92	1986	B	147 kW	1523	70
740 (744) 2.3 GLE	B 23 E	08.84 - 12.85	2316	B	103 kW	1524	75
740 (744) 2.3 Turbo	B 230 ET	08.85 - 12.88	2316	B	134 kW	1524	75

			<b>ccm</b>		<b>kw</b>		<b>1</b> POS
740 (744) 2.3 Turbo	B 230 FT	08.86 - 07.89	2316	B	115 kW	1524	75
740 (744) 2.3 Turbo	B 230 FT	09.84 - 07.90	2316	B	121 kW	1524	75
740 (744) 2.3 Turbo	B 230 FT	08.89 - 07.90	2316	B	140 kW	1524	75
740 (744) 2.3 Turbo	B 230 FT	09.89 - 08.91	2316	B	125 kW	1524	75
740 (744) 2.3 Turbo	B 230 GT	09.89 - 08.91	2316	B	125 kW	1524	75
740 (744) 2.3	B 23 A	08.84 - 08.90	2316	B	84 kW	1524	75
740 (744) 2.3	B 23 E	08.83 - 07.84	2316	B	95 kW	1524	75
740 (744) 2.3	B 230 A	08.84 - 07.86	2316	B	82 kW	1524	75
740 (744) 2.3	B 230 E	09.83 - 12.92	2316	B	96 kW	1524	75
740 (744) 2.3	B 230 FB	09.83 - 12.92	2316	B	96 kW	1524	75
740 (744) 2.3	B 230 F	09.85 - 12.89	2316	B	83 kW	1524	75
740 (744) 2.3	B 230 F	08.84 - 08.90	2316	B	84 kW	1524	75
740 (744) 2.3	B 230 F	09.84 - 07.92	2316	B	85 kW	1524	75
740 (744) 2.3	B 230 K	10.84 - 07.88	2316	B	86 kW	1524	75
740 (744) 2.3	B 234 F	08.88 - 12.92	2316	B	114 kW	1524	76
740 (744) 2.3	B 234 F	08.87 - 07.89	2316	B	117 kW	1524	76
740 (744) 2.3	B 234 F	08.88 - 08.92	2316	B	111 kW	1524	76
740 (744) 2.4 Diesel	D 24	08.84 - 07.92	2383	D	60 kW	1513	9
740 (744) 2.4 TD	D 24 TIC	08.86 - 10.88	2383	D	90 kW	1513	11
740 (744) 2.4 TD	D 24 T	08.84 - 07.90	2383	D	83 kW	1513	10
740 (744) 2.4 TD	D 24 T	08.85 - 12.90	2383	D	80 kW	1513	10
740 Kombi (745) 2.0 16V	B 204 E	09.87 - 08.90	1986	B	100 kW	1523	68
740 Kombi (745) 2.0 GLE	B 204 E	09.87 - 08.90	1986	B	103 kW	1523	68
740 Kombi (745) 2.0 Turbo	B 200 ET	09.87 - 08.90	1986	B	115 kW	1522	64
740 Kombi (745) 2.0 Turbo	B 200 ET	05.85 - 08.87	1986	B	121 kW	1522	64
740 Kombi (745) 2.0 Turbo	B 200 ET	05.85 - 08.87	1986	B	118 kW	1522	64
740 Kombi (745) 2.0 Turbo	B 200 FT	09.90 - 08.91	1986	B	114 kW	1522	64
740 Kombi (745) 2.0	B 200 E	08.85 - 07.92	1986	B	89 kW	1522	64
740 Kombi (745) 2.0	B 200 E	01.87 - 08.88	1986	B	86 kW	1522	64
740 Kombi (745) 2.0	B 200 F	08.89 - 07.91	1986	B	82 kW	1522	64
740 Kombi (745) 2.0	B 200 G	08.85 - 07.92	1986	B	89 kW	1522	66
740 Kombi (745) 2.0	B 200 K	09.88 - 08.90	1986	B	76 kW	1522	64
740 Kombi (745) 2.0	B 204 FTE	09.90 - 08.92	1986	B	147 kW	1523	70
740 Kombi (745) 2.3 GLE	B 23 E	08.84 - 08.87	2316	B	103 kW	1524	75
740 Kombi (745) 2.3 GL	B 230 E	08.84 - 08.87	2316	B	89 kW	1524	75
740 Kombi (745) 2.3 Turbo	B 230 ET	08.85 - 07.88	2316	B	134 kW	1524	75
740 Kombi (745) 2.3 Turbo	B 230 FT	08.86 - 07.89	2316	B	115 kW	1524	75
740 Kombi (745) 2.3 Turbo	B 230 FT	09.88 - 12.90	2316	B	121 kW	1524	75
740 Kombi (745) 2.3 Turbo	B 230 FT	08.89 - 07.90	2316	B	140 kW	1524	75
740 Kombi (745) 2.3 Turbo	B 230 FT	09.89 - 08.91	2316	B	125 kW	1524	75
740 Kombi (745) 2.3 Turbo	B 230 GT	09.88 - 12.90	2316	B	121 kW	1524	75
740 Kombi (745) 2.3 Turbo	B 230 GT	09.89 - 08.91	2316	B	125 kW	1524	75
740 Kombi (745) 2.3	B 230 A	08.85 - 07.86	2316	B	82 kW	1524	75
740 Kombi (745) 2.3	B 230 E	08.85 - 07.88	2316	B	96 kW	1524	75
740 Kombi (745) 2.3	B 230 FB	07.90 - 12.92	2316	B	96 kW	1524	75
740 Kombi (745) 2.3	B 230 F	08.85 - 12.89	2316	B	83 kW	1524	75
740 Kombi (745) 2.3	B 230 F	09.84 - 07.92	2316	B	85 kW	1524	75
740 Kombi (745) 2.3	B 230 F	01.88 - 10.90	2316	B	87 kW	1524	75
740 Kombi (745) 2.3	B 230 K	09.85 - 08.90	2316	B	84 kW	1524	75
740 Kombi (745) 2.3	B 234 F	08.88 - 07.90	2316	B	114 kW	1524	76
740 Kombi (745) 2.3	B 234 F	08.87 - 07.89	2316	B	117 kW	1524	76
740 Kombi (745) 2.3	B 234 F	07.89 - 08.92	2316	B	111 kW	1524	76
740 Kombi (745) 2.4 Diesel	D 24	08.85 - 08.90	2383	D	60 kW	1513	9
740 Kombi (745) 2.4 TD Interc.	D 24 TIC	08.86 - 07.88	2383	D	90 kW	1513	11
740 Kombi (745) 2.4 Turbo-Diesel	D 24 T	09.84 - 07.92	2383	D	80 kW	1513	10
760 (704, 764) 2.3 Turbo	B 23 ET	08.82 - 07.84	2316	B	127 kW	1524	75
760 (704, 764) 2.3 Turbo	B 230 ET	08.84 - 10.88	2316	B	134 kW	1524	75
760 (704, 764) 2.3 Turbo	B 230 FT	09.87 - 08.90	2316	B	115 kW	1524	75
760 (704, 764) 2.3	B 23 ET	01.84 - 03.86	2316	B	127 kW	1524	75
760 (704, 764) 2.3	B 230 ET	08.84 - 08.87	2316	B	130 kW	1524	75
760 (704, 764) 2.3	B 230 FT	09.84 - 07.92	2316	B	121 kW	1524	75
760 (704, 764) 2.3	B 230 K	08.84 - 08.87	2316	B	84 kW	1524	75















							
760 (704, 764) 2.4 D	D 24 T	09.82 - 12.84	2383	D	79 kW	1513	10
760 (704, 764) 2.4 D	D 24 T	09.84 - 12.85	2383	D	79 kW	1513	10
760 (704, 764) 2.4 TD Interc.	D 24 TIC	08.87 - 07.92	2383	D	85 kW	1513	11
760 (704, 764) 2.4 TDiC	D 24 TIC	09.87 - 08.90	2383	D	90 kW	1513	11
760 (704, 764) 2.4 Turbo Diesel	D 24 T	08.81 - 07.92	2383	D	80 kW	1513	10
760 (704, 764) 2.4 Turbo Diesel	D 24 T	08.82 - 07.87	2383	D	82 kW	1513	10
760 (704, 764) 2.8	B 28 A	01.82 - 12.87	2849	B	95 kW	1523	71
760 (704, 764) 2.8	B 28 E	08.81 - 07.88	2849	B	115 kW	1523	71
760 Kombi (704, 765) 2.3 Turbo	B 230 ET	08.84 - 08.90	2316	B	134 kW	1524	75
760 Kombi (704, 765) 2.3 Turbo	B 230 FT	09.87 - 08.90	2316	B	115 kW	1524	75
760 Kombi (704, 765) 2.3	B 230 FT	09.83 - 12.90	2316	B	121 kW	1524	75
760 Kombi (704, 765) 2.3	B 230 K	08.84 - 08.87	2316	B	84 kW	1524	75
760 Kombi (704, 765) 2.4 D	D 24 T	09.82 - 12.85	2383	D	79 kW	1513	10
760 Kombi (704, 765) 2.4 D	D 24	01.82 - 07.92	2383	D	60 kW	1513	9
760 Kombi (704, 765) 2.4 TD Interc. (765)	D 24 TIC	01.83 - 07.92	2383	D	85 kW	1513	11
760 Kombi (704, 765) 2.4 TD	D 24 T	04.83 - 10.89	2383	D	80 kW	1513	10
760 Kombi (704, 765) 2.4 TDiC	D 24 TIC	09.87 - 08.90	2383	D	90 kW	1513	11
760 Kombi (704, 765) 2.8 (765)	B 28 A	05.86 - 12.87	2849	B	95 kW	1523	71
760 Kombi (704, 765) 2.8 (765)	B 28 E	08.86 - 08.90	2849	B	115 kW	1523	71
780 (782) 2.3	B 230 FT	09.88 - 07.90	2316	B	121 kW	1524	75
780 (782) 2.3	B 230 FT	04.86 - 11.90	2316	B	138 kW	1524	75
780 (782) 2.4 D	D 24 TIC	04.86 - 07.90	2383	D	90 kW	1513	11
850 (854) 2.0 Turbo	B 5204 T2	09.93 - 10.96	1984	B	132 kW	1515	22
850 (854) 2.0 Turbo	B 5204 T	08.93 - 12.96	1984	B	155 kW	1515	22
850 (854) 2.0	B 5202 S	08.94 - 12.96	1984	B	93 kW	1515	24
850 (854) 2.0	B 5204 F	06.91 - 12.96	1984	B	105 kW	1515	25
850 (854) 2.3 Turbo R	B 5234 T5	06.95 - 10.96	2319	B	177 kW	1515	22
850 (854) 2.3 Turbo R	B 5234 T5	09.94 - 10.97	2319	B	179 kW	1515	22
850 (854) 2.3 Turbo	B 5234 FT	09.93 - 12.94	2319	B	170 kW	1515	25
850 (854) 2.4 GLE	B 5254 T	09.93 - 10.97	2435	B	142 kW	1518	39
850 (854) 2.4	B 5254 S	08.91 - 10.97	2435	B	125 kW	1520	50
850 (854) 2.5 TDI	D 5252 T	08.95 - 12.96	2460	D	103 kW	1517	34
850 (854) T5 R	B 5234 T2	04.96 - 10.96	2319	B	176 kW	1515	22
850 (854) T5-R	B 5234 T4	04.93 - 12.96	2319	B	184 kW	1516	29
850 (854) T5	B 5234 FT	04.93 - 10.97	2319	B	166 kW	1515	25
850 Kombi (855) 2.0 Turbo	B 5204 T2	09.93 - 10.97	1984	B	132 kW	1515	22
850 Kombi (855) 2.0 Turbo	B 5204 T	02.93 - 12.96	1984	B	155 kW	1515	22
850 Kombi (855) 2.0	B 5202 S	08.94 - 12.96	1984	B	93 kW	1515	24
850 Kombi (855) 2.0	B 5204 F	02.93 - 12.96	1984	B	105 kW	1515	25
850 Kombi (855) 2.3 Turbo R	B 5234 T5	06.95 - 10.97	2319	B	177 kW	1515	22
850 Kombi (855) 2.3 Turbo R	B 5234 T5	09.94 - 10.97	2319	B	179 kW	1515	22
850 Kombi (855) 2.3	B 5234 FT	09.93 - 12.94	2319	B	170 kW	1515	25
850 Kombi (855) 2.4 AWD	B 5254 T	04.96 - 12.96	2435	B	142 kW	1518	39
850 Kombi (855) 2.4 GLE	B 5254 T	09.93 - 10.97	2435	B	142 kW	1518	39
850 Kombi (855) 2.4	B 5254 S	09.92 - 10.97	2435	B	125 kW	1520	50
850 Kombi (855) 2.5 TDI	D 5252 T	08.95 - 10.97	2460	D	103 kW	1517	34
850 Kombi (855) T5 R	B 5234 T2	04.96 - 10.96	2319	B	176 kW	1515	22
850 Kombi (855) T5-R	B 5234 T4	04.93 - 12.96	2319	B	184 kW	1516	29
850 Kombi (855) T5	B 5234 FT	02.93 - 10.97	2319	B	166 kW	1515	25
940 (944) 2.0 GL	B 204 E	09.90 - 04.92	1986	B	103 kW	1523	68
940 (944) 2.0 Turbo	B 200 FT	08.90 - 12.94	1986	B	114 kW	1522	64
940 (944) 2.0	B 200 E	09.90 - 09.93	1986	B	89 kW	1522	64
940 (944) 2.0	B 200 F	01.92 - 07.94	1986	B	82 kW	1522	64
940 (944) 2.0	B 200 G	09.90 - 09.93	1986	B	89 kW	1522	66
940 (944) 2.0	B 204 FT	09.90 - 09.93	1986	B	102 kW	1523	69
940 (944) 2.3 Turbo	B 230 FT+	08.91 - 07.93	2316	B	140 kW	1524	75
940 (944) 2.3 Turbo	B 230 FT	08.90 - 07.94	2316	B	121 kW	1524	75
940 (944) 2.3	B 230 FB	08.90 - 12.94	2316	B	96 kW	1524	75
940 (944) 2.3	B 230 FD	09.91 - 07.94	2316	B	85 kW	1524	75
940 (944) 2.3	B 230 FK	05.91 - 03.95	2316	B	99 kW	1524	75
940 (944) 2.3	B 230 FT	09.90 - 09.93	2316	B	118 kW	1524	75
940 (944) 2.3	B 230 G	08.90 - 12.94	2316	B	96 kW	1524	75



			<b>ccm</b>		<b>kW</b>		<b>1 POS</b>
940 (944) 2.3	B 234 F	08.90 - 07.91	2316	B	114 kW	1524	76
940 (944) 2.3	B 234 G	08.90 - 07.91	2316	B	114 kW	1524	77
940 (944) 2.4 D	D 24	08.90 - 12.94	2383	D	60 kW	1513	9
940 (944) 2.4 TD Intercooler	D 24 TIC	08.90 - 12.94	2383	D	90 kW	1513	11
940 (944) 2.4 Turbo Diesel	D 24 T	08.90 - 12.94	2383	D	80 kW	1513	10
940 II (944) 2.0 GLT	B 200 GT	10.94 - 05.97	1986	B	139 kW	1522	67
940 II (944) 2.0 Turbo	B 200 FT	04.96 - 10.98	1986	B	114 kW	1522	64
940 II (944) 2.0	B 200 G	11.94 - 12.95	1986	B	89 kW	1522	66
940 II (944) 2.0	B 204 FT	10.94 - 05.97	1986	B	102 kW	1523	69
940 II (944) 2.3 Turbo	B 230 FT	08.94 - 10.98	2316	B	121 kW	1524	75
940 II (944) 2.3 Turbo	B 230 FT	01.95 - 12.98	2316	B	126 kW	1524	75
940 II (944) 2.3 ti	B 230 FK	01.95 - 10.98	2316	B	99 kW	1524	75
940 II (944) 2.3	B 230 FB	08.94 - 10.98	2316	B	96 kW	1524	75
940 II (944) 2.3	B 230 FD	08.94 - 12.95	2316	B	85 kW	1524	75
940 II (944) 2.4 TD Interc.	D 24 TIC	08.94 - 10.98	2383	D	90 kW	1513	11
940 II Kombi (945) 2.0 GLT	B 200 GT	10.94 - 05.97	1986	B	139 kW	1522	67
940 II Kombi (945) 2.0 Turbo	B 200 FT	04.96 - 10.98	1986	B	114 kW	1522	64
940 II Kombi (945) 2.0	B 200 G	11.94 - 12.95	1986	B	89 kW	1522	66
940 II Kombi (945) 2.0	B 204 FT	10.94 - 05.97	1986	B	102 kW	1523	69
940 II Kombi (945) 2.3 Turbo	B 230 FT	08.94 - 10.98	2316	B	121 kW	1524	75
940 II Kombi (945) 2.3 Turbo	B 230 FT	08.95 - 10.98	2316	B	126 kW	1524	75
940 II Kombi (945) 2.3 ti	B 230 FK	01.95 - 10.98	2316	B	99 kW	1524	75
940 II Kombi (945) 2.3	B 230 FB	08.94 - 10.98	2316	B	96 kW	1524	75
940 II Kombi (945) 2.3	B 230 FD	08.94 - 07.95	2316	B	85 kW	1524	75
940 II Kombi (945) 2.4 TD Interc.	D 24 TIC	08.94 - 10.98	2383	D	90 kW	1513	11
940 Kombi (945) 2.0 GL	B 204 E	09.90 - 04.92	1986	B	103 kW	1523	68
940 Kombi (945) 2.0 Turbo	B 200 FT	01.91 - 07.95	1986	B	114 kW	1522	64
940 Kombi (945) 2.0	B 200 F	01.92 - 10.95	1986	B	82 kW	1522	64
940 Kombi (945) 2.0	B 200 G	09.90 - 09.93	1986	B	89 kW	1522	66
940 Kombi (945) 2.3 Turbo	B 230 FT+	08.91 - 07.93	2316	B	140 kW	1524	75
940 Kombi (945) 2.3 Turbo	B 230 FT	08.90 - 07.94	2316	B	121 kW	1524	75
940 Kombi (945) 2.3	B 230 FB	08.90 - 10.95	2316	B	96 kW	1524	75
940 Kombi (945) 2.3	B 230 FB	09.90 - 09.93	2316	B	118 kW	1524	75
940 Kombi (945) 2.3	B 230 FD	08.92 - 07.94	2316	B	85 kW	1524	75
940 Kombi (945) 2.3	B 234 F	08.90 - 07.91	2316	B	114 kW	1524	76
940 Kombi (945) 2.4 D	D 24	08.90 - 07.95	2383	D	60 kW	1513	9
940 Kombi (945) 2.4 TD Intercooler	D 24 TIC	08.90 - 08.94	2383	D	90 kW	1513	11
940 Kombi (945) 2.4 TD	D 24 TIC	05.91 - 03.95	2383	D	95 kW	1513	11
940 Kombi (945) 2.4 Turbo Diesel	D 24 T	08.90 - 07.94	2383	D	80 kW	1513	10
960 (964) 2.0	B 200 F	09.90 - 09.93	1986	B	82 kW	1522	64
960 (964) 2.0	B 204 E	09.90 - 08.93	1986	B	103 kW	1523	68
960 (964) 2.0	B 204 FT	08.90 - 09.93	1986	B	140 kW	1523	69
960 (964) 2.3 Turbo	B 230 FT	09.90 - 08.93	2316	B	121 kW	1524	75
960 (964) 2.4 TD Interc.	D 24 TIC	09.91 - 07.94	2383	D	85 kW	1513	11
960 (964) 2.9	B 6304 F	08.90 - 07.94	2922	B	150 kW	1520	50
960 (964) 2.9	B 6304 F	09.91 - 07.94	2922	B	152 kW	1520	50
960 II (964) 2.5	B 6254 S	07.94 - 12.96	2473	B	125 kW	1515	22
960 II (964) 2.9	B 6304 S2	07.94 - 12.96	2922	B	135 kW	1521	57
960 II (964) 2.9	B 6304 S	07.94 - 12.96	2922	B	150 kW	1520	50
960 II Kombi (965) 2.5	B 6254 S	08.94 - 12.96	2473	B	125 kW	1515	22
960 II Kombi (965) 2.9	B 6304 S2	07.94 - 12.96	2922	B	135 kW	1521	57
960 II Kombi (965) 2.9	B 6304 S	09.94 - 12.96	2922	B	150 kW	1520	50
960 Kombi (965) 2.0	B 204 E	09.90 - 08.93	1986	B	103 kW	1523	68
960 Kombi (965) 2.0	B 204 FT	08.90 - 09.93	1986	B	140 kW	1523	69
960 Kombi (965) 2.3 Turbo	B 230 FT	09.90 - 08.93	2316	B	121 kW	1524	75
960 Kombi (965) 2.4 TD Interc.	D 24 TIC	09.91 - 07.94	2383	D	85 kW	1513	11
960 Kombi (965) 2.4 Tdi	D 24 TIC	09.90 - 08.93	2383	D	90 kW	1513	11
960 Kombi (965) 2.9	B 6304 F	08.90 - 07.94	2922	B	150 kW	1520	50
960 Kombi (965) 2.9	B 6304 S	08.90 - 07.94	2922	B	150 kW	1520	50
C30 (533) 1.6 D	D 4164 T	10.06 - 12.12	1560	D	80 kW	1512	5
C30 (533) 1.6	B 4164 S3	10.06 - 12.12	1596	B	74 kW	1513	13
C30 (533) 1.8 FlexFuel	B 4184 S8	01.07 - 12.12	1798	B/E	92 kW	1518	41








							
C30 (533) 2.0 D	D 4204 T	10.06 - 12.12	1998	D	100 kW	1521	60
C30 (533) 2.0 FlexFuel	B 4204 S4	01.10 - 12.12	1999	B/E	107 kW	1522	61
C30 (533) 2.4 i	B 5244 S4	09.06 - 12.12	2435	B	125 kW	1519	45
C30 (533) D2	D 4162 T	10.10 - 12.12	1560	D	84 kW	1512	4
C30 (533) D3	D 5204 T5	10.10 - 12.12	1984	D	110 kW	1516	32
C30 (533) D4	D 5204 T	10.10 - 12.12	1984	D	130 kW	1516	32
C30 (533) D5	D 5244 T13	10.06 - 12.12	2400	D	132 kW	1516	32
C30 (533) D5	D 5244 T8	10.06 - 12.12	2400	D	132 kW	1516	32
C30 (533) D5	D 5244 T9	10.06 - 12.12	2400	D	120 kW	1516	32
C30 (533) T5	B 5254 T3	10.06 - 12.12	2521	B	162 kW	1520	53
C30 (533) T5	B 5254 T7	03.07 - 12.12	2521	B	169 kW	1521	55
C30 (533) T5	B 5254 T7	10.07 - 12.13	2521	B	184 kW	1521	55
C303 3.0 AWD	B 30 A	05.74 - 05.80	2978	B	92 kW	1522	66
C70 I Cabriolet (873) 2.0 T	B 5204 T3	03.98 - 10.05	1984	B	166 kW	1515	23
C70 I Cabriolet (873) 2.0 T	B 5204 T4	03.00 - 10.05	1984	B	120 kW	1515	23
C70 I Cabriolet (873) 2.0	B 5204 T2	03.98 - 10.05	1984	B	132 kW	1515	22
C70 I Cabriolet (873) 2.3	B 5234 T3	09.02 - 12.03	2319	B	147 kW	1516	28
C70 I Cabriolet (873) 2.4 T	B 5244 T7	04.99 - 10.05	2435	B	147 kW	1520	49
C70 I Cabriolet (873) 2.4 T	B 5244 T	03.98 - 10.05	2435	B	142 kW	1519	47
C70 I Cabriolet (873) 2.4 T	B 5254 T	03.98 - 10.05	2435	B	142 kW	1518	39
C70 I Cabriolet (873) 2.4	B 5254 S	06.98 - 10.05	2435	B	125 kW	1520	50
C70 I Cabriolet (873) T5	B 5234 T3	03.98 - 10.05	2319	B	176 kW	1516	28
C70 I Cabriolet (873) T5	B 5234 T9	07.02 - 10.05	2319	B	180 kW	1515	23
C70 I Coupe (872) 2.0 T	B 5204 T3	03.97 - 09.02	1984	B	166 kW	1515	23
C70 I Coupe (872) 2.0 T	B 5204 T4	03.00 - 09.02	1984	B	120 kW	1515	23
C70 I Coupe (872) 2.0	B 5204 T2	03.97 - 09.02	1984	B	132 kW	1515	22
C70 I Coupe (872) 2.4 T	B 5244 T	03.97 - 09.02	2435	B	142 kW	1519	47
C70 I Coupe (872) 2.4 T	B 5254 T	03.97 - 09.02	2435	B	142 kW	1518	39
C70 I Coupe (872) 2.4	B 5244 S	05.99 - 09.02	2435	B	125 kW	1519	44
C70 I Coupe (872) 2.4	B 5254 S	03.99 - 09.02	2435	B	121 kW	1520	50
C70 I Coupe (872) 2.4	B 5254 S	05.99 - 09.02	2435	B	125 kW	1520	50
C70 I Coupe (872) T-5	B 5234 T3	03.97 - 09.02	2319	B	176 kW	1516	28
C70 II Cabriolet (542) 2.0 D	D 4204 T	01.08 - 10.09	1998	D	100 kW	1521	60
C70 II Cabriolet (542) 2.4 D	D 5244 T9	03.07 - 06.13	2400	D	120 kW	1516	32
C70 II Cabriolet (542) 2.4 i	B 5244 S4	03.06 - 12.13	2435	B	125 kW	1519	45
C70 II Cabriolet (542) 2.4	B 5244 S5	03.06 - 10.09	2435	B	103 kW	1519	44
C70 II Cabriolet (542) D3	D 5204 T5	10.10 - 06.13	1984	D	110 kW	1516	32
C70 II Cabriolet (542) D4	D 5204 T	10.10 - 06.13	1984	D	130 kW	1516	32
C70 II Cabriolet (542) D5	D 5244 T13	03.06 - 06.13	2400	D	132 kW	1516	32
C70 II Cabriolet (542) D5	D 5244 T8	03.06 - 06.13	2400	D	132 kW	1516	32
C70 II Cabriolet (542) T5	B 5254 T3	03.06 - 12.13	2521	B	162 kW	1520	53
C70 II Cabriolet (542) T5	B 5254 T7	03.07 - 12.13	2521	B	169 kW	1521	55
P 121 2.0	B 20 A	11.68 - 05.71	1986	B	60 kW	1522	66
P 122 S AMAZON 2.0	B 20 A	01.69 - 12.70	1986	B	88 kW	1522	66
P 122 S AMAZON 2.0	B 20 B	11.68 - 05.71	1986	B	74 kW	1522	66
P 1800 (P18) 2.0 ES	B 20 E	08.69 - 11.73	1986	B	91 kW	1522	66
P 1800 (P18) 2.0	B 20 E	09.69 - 11.73	1986	B	88 kW	1522	66
S40 I (644) 1.6	B 4164 S2	03.99 - 12.03	1587	B	80 kW	1515	23
S40 I (644) 1.6	B 4164 S	09.95 - 08.99	1587	B	77 kW	1515	22
S40 I (644) 1.8 LPG	B 4184 S9	03.99 - 12.04	1783	B/G	90 kW	1518	39
S40 I (644) 1.8 i	B 4184 SJ	08.99 - 01.04	1834	B	90 kW	1515	22
S40 I (644) 1.8 i	B 4184 SM	03.98 - 12.03	1834	B	92 kW	1515	22
S40 I (644) 1.8	B 4184 S2	03.99 - 12.03	1783	B	90 kW	1518	40
S40 I (644) 1.8	B 4184 S2	09.98 - 08.03	1783	B	85 kW	1518	40
S40 I (644) 1.8	B 4184 S3	07.95 - 08.99	1731	B	85 kW	1518	39
S40 I (644) 1.8	B 4184 S9	03.99 - 12.03	1783	B	90 kW	1518	39
S40 I (644) 1.8	B 4184 S	07.95 - 08.99	1731	B	85 kW	1518	39
S40 I (644) 1.9 DI	D 4192 T2	03.99 - 07.00	1870	D	70 kW	1514	18
S40 I (644) 1.9 DI	D 4192 T3	07.00 - 12.03	1870	D	85 kW	1514	18
S40 I (644) 1.9 DI	D 4192 T4	07.00 - 12.03	1870	D	75 kW	1514	18
S40 I (644) 1.9 T4	B 4194 T2	05.97 - 12.04	1855	B	147 kW	1515	23
S40 I (644) 1.9 T4	B 4194 T	05.97 - 12.04	1855	B	147 kW	1515	23

			<b>ccm</b>		<b>kw</b>		<b>1</b> POS
S40 I (644) 1.9 TD	D 4192 T	07.95 - 09.01	1870	D	66 kW	1514	17
S40 I (644) 1.9	B 4204 T4	09.02 - 12.03	1948	B	127 kW	1518	42
S40 I (644) 2.0 D	D 4204 T	12.02 - 06.04	1998	D	100 kW	1521	60
S40 I (644) 2.0 T4	B 4204 T5	07.00 - 12.03	1948	B	147 kW	1518	43
S40 I (644) 2.0 T	B 4204 T2	07.00 - 12.03	1948	B	121 kW	1518	39
S40 I (644) 2.0 T	B 4204 T3	07.00 - 12.03	1948	B	121 kW	1518	39
S40 I (644) 2.0 T	B 4204 T3	06.01 - 12.03	1948	B	120 kW	1518	39
S40 I (644) 2.0 T	B 4204 T	10.97 - 12.03	1948	B	118 kW	1518	39
S40 I (644) 2.0	B 4204 S2	07.95 - 12.03	1948	B	100 kW	1518	39
S40 I (644) 2.0	B 4204 S	07.95 - 12.03	1948	B	100 kW	1518	39
S40 I (644) 2.0	B 4204 S	07.95 - 10.02	1948	B	103 kW	1518	39
S40 II (544) 1.6 D	D 4164 T	01.05 - 12.12	1560	D	81 kW	1512	5
S40 II (544) 1.6	B 4164 S3	01.05 - 12.12	1596	B	74 kW	1513	13
S40 II (544) 1.8 FlexFuel	B 4184 S8	01.06 - 12.10	1798	B/E	92 kW	1518	41
S40 II (544) 1.9	B 4204 T4	01.04 - 12.04	1948	B	127 kW	1518	42
S40 II (544) 2.0 CDI	D 4204 T2	07.05 - 12.06	1998	D	98 kW	1521	60
S40 II (544) 2.0 D	D 4204 T	01.04 - 12.10	1998	D	100 kW	1521	60
S40 II (544) 2.0 F	B 4204 S4	10.09 - 12.12	1999	B/E	107 kW	1522	61
S40 II (544) 2.4 CDI	D 5244 T9	03.07 - 12.10	2400	D	120 kW	1516	32
S40 II (544) 2.4	B 5244 S4	01.04 - 12.12	2435	B	125 kW	1519	45
S40 II (544) 2.4	B 5244 S5	12.03 - 12.11	2435	B	103 kW	1519	44
S40 II (544) D2	D 4162 T	10.10 - 12.12	1560	D	84 kW	1512	4
S40 II (544) D3	D 5204 T5	10.10 - 12.12	1984	D	110 kW	1516	32
S40 II (544) D4	D 4204 T2	07.05 - 12.06	1998	D	96 kW	1521	60
S40 II (544) D4	D 5204 T	10.10 - 12.12	1984	D	130 kW	1516	32
S40 II (544) D5	D 5244 T13	03.06 - 12.10	2400	D	132 kW	1516	32
S40 II (544) D5	D 5244 T8	03.06 - 12.10	2400	D	132 kW	1516	32
S40 II (544) T5 AWD	B 5254 T3	04.04 - 12.10	2521	B	162 kW	1520	53
S40 II (544) T5 AWD	B 5254 T7	03.07 - 12.10	2521	B	169 kW	1521	55
S40 II (544) T5	B 5254 T3	01.04 - 12.12	2521	B	162 kW	1520	53
S40 II (544) T5	B 5254 T7	03.07 - 12.12	2521	B	169 kW	1521	55
S60 I (384) 2.0 T	B 5204 T5	07.00 - 04.10	1984	B	132 kW	1515	26
S60 I (384) 2.4 Bifuel (CNG)	B 5244 SG2	07.01 - 04.10	2435	B/G	103 kW	1519	46
S60 I (384) 2.4 Bifuel (CNG)	B 5244 SG	07.01 - 04.10	2435	B/G	103 kW	1519	46
S60 I (384) 2.4 Bifuel (LPG)	B 5244 SG2	07.01 - 04.10	2435	B/G	103 kW	1519	46
S60 I (384) 2.4 CDI	D 5244 T3	10.03 - 12.05	2401	D	85 kW	1516	32
S60 I (384) 2.4 D	D 5244 T2	05.01 - 04.10	2401	D	96 kW	1516	32
S60 I (384) 2.4 D	D 5244 T5	07.05 - 12.09	2400	D	120 kW	1516	32
S60 I (384) 2.4 D	D 5244 T6	05.05 - 12.06	2400	D	90 kW	1516	32
S60 I (384) 2.4 D	D 5244 T7	03.05 - 04.10	2400	D	93 kW	1516	32
S60 I (384) 2.4 T AWD	B 5244 T3	01.01 - 04.10	2435	B	147 kW	1519	48
S60 I (384) 2.4 T	B 5244 T3	07.00 - 04.10	2435	B	147 kW	1519	48
S60 I (384) 2.4	B 5244 S2	07.00 - 04.10	2435	B	103 kW	1518	39
S60 I (384) 2.4	B 5244 S	11.00 - 04.10	2435	B	125 kW	1519	44
S60 I (384) 2.4	B 5244 T4	01.05 - 10.06	2435	B	132 kW	1518	42
S60 I (384) 2.5 T AWD	B 5254 T2	07.02 - 04.10	2521	B	154 kW	1520	52
S60 I (384) 2.5 T	B 5254 T2	01.03 - 04.10	2521	B	154 kW	1520	52
S60 I (384) D5	D 5244 T4	03.05 - 04.10	2400	D	136 kW	1516	32
S60 I (384) D5	D 5244 T	01.01 - 04.10	2401	D	120 kW	1516	32
S60 I (384) R 2,5 T AWD	B 5254 T4	09.02 - 04.10	2521	B	221 kW	1520	54
S60 I (384) T5	B 5234 T3	07.00 - 04.10	2319	B	184 kW	1516	28
S60 I (384) T5	B 5234 T3	09.00 - 12.04	2319	B	176 kW	1516	28
S60 I (384) T5	B 5234 T7	07.00 - 09.02	2319	B	195 kW	1515	23
S60 I (384) T5	B 5244 T5	04.04 - 04.10	2401	B	191 kW	1516	30
S60 II (134) 2.0 Polestar AWD	B 4204 T43	06.15 - 12.19	1969	B	270 kW	1517	35
S60 II (134) 2.0 T	B 4204 T6	04.10 - 11.13	1999	B	149 kW	1522	62
S60 II (134) 2.0 T	B 5204 T8	05.12 - 12.15	1984	B	132 kW	1515	27
S60 II (134) 2.5 T	B 5254 T14	01.13 - 01.16	2497	B	183 kW	1520	51
S60 II (134) D2	D 4204 T20	03.15 - 05.18	1969	D	88 kW	1517	35
S60 II (134) D2	D 4204 T8	03.15 - 05.18	1969	D	88 kW	1517	35
S60 II (134) D3	D 4204 T4	03.15 - 05.18	1969	D	110 kW	1517	35
S60 II (134) D3	D 4204 T9	03.15 - 05.18	1969	D	110 kW	1517	35

















S60 II (134) D3	D 5204 T2	04.10 - 12.14	1984	D	120 kW	1516	32
S60 II (134) D3	D 5204 T3	04.10 - 12.14	1984	D	120 kW	1516	32
S60 II (134) D3	D 5204 T7	05.12 - 12.15	1984	D	100 kW	1516	32
S60 II (134) D4 AWD	D 5244 T21	03.15 - 12.19	2400	D	140 kW	1517	33
S60 II (134) D4 Drive-E Polestar	D 4204 T14	03.15 - 05.18	1969	D	147 kW	1517	35
S60 II (134) D4	D 4204 T14	03.15 - 12.19	1969	D	140 kW	1517	35
S60 II (134) D4	D 4204 T5	09.13 - 12.19	1969	D	133 kW	1517	35
S60 II (134) D4	D 5204 T3	04.10 - 12.14	1984	D	120 kW	1516	32
S60 II (134) D5 AWD	D 5244 T10	04.10 - 08.13	2400	D	151 kW	1516	32
S60 II (134) D5 AWD	D 5244 T11	04.11 - 12.16	2400	D	158 kW	1516	32
S60 II (134) D5 AWD	D 5244 T15	04.11 - 12.16	2400	D	158 kW	1516	32
S60 II (134) D5 AWD	D 5244 T15	04.14 - 12.15	2400	D	169 kW	1516	32
S60 II (134) D5 AWD	D 5244 T23	04.14 - 12.15	2400	D	169 kW	1517	33
S60 II (134) D5 Drive-E Polestar	D 4204 T11	03.15 - 05.18	1969	D	171 kW	1517	35
S60 II (134) D5	D 4204 T11	03.15 - 05.18	1969	D	165 kW	1517	35
S60 II (134) D5	D 5244 T10	04.10 - 08.13	2400	D	151 kW	1516	32
S60 II (134) D5	D 5244 T11	04.11 - 12.16	2400	D	158 kW	1516	32
S60 II (134) D5	D 5244 T15	04.11 - 12.16	2400	D	158 kW	1516	32
S60 II (134) D5	D 5244 T15	04.14 - 12.15	2400	D	169 kW	1516	32
S60 II (134) D5	D 5244 T23	04.14 - 12.15	2400	D	169 kW	1517	33
S60 II (134) DRIVe / D2	D 4162 T	01.11 - 12.15	1560	D	84 kW	1512	4
S60 II (134) T2	B 4154 T5	10.15 - 05.18	1498	B	90 kW	1517	35
S60 II (134) T3	B 4154 T4	03.15 - 05.18	1498	B	112 kW	1517	35
S60 II (134) T3	B 4204 T37	03.15 - 05.18	1969	B	112 kW	1517	35
S60 II (134) T4F	B 4164 T2	04.11 - 12.15	1596	B/E	132 kW	1514	14
S60 II (134) T4	B 4204 T19	03.15 - 05.18	1969	B	140 kW	1517	35
S60 II (134) T5 AWD	B 4204 T11	07.14 - 12.18	1969	B	180 kW	1517	35
S60 II (134) T5 AWD	B 5254 T12	01.13 - 12.18	2497	B	187 kW	1520	51
S60 II (134) T5 AWD	B 5254 T5	09.12 - 12.15	2521	B	186 kW	1518	42
S60 II (134) T5 DRIVe	B 4204 T7	09.14 - 12.15	1999	B	180 kW	1522	62
S60 II (134) T5 Flexfuel	B 4204 T15	09.14 - 05.18	1969	B/E	162 kW	1517	35
S60 II (134) T5	B 4204 T11	01.12 - 12.18	1969	B	180 kW	1517	35
S60 II (134) T5	B 4204 T7	04.10 - 12.14	1999	B	177 kW	1522	62
S60 II (134) T5	B 5204 T9	01.12 - 03.15	1984	B	157 kW	1515	27
S60 II (134) T5	B 5254 T12	01.13 - 12.16	2497	B	187 kW	1520	51
S60 II (134) T5	B 5254 T5	09.11 - 12.15	2521	B	186 kW	1518	42
S60 II (134) T6 AWD	B 4204 T9	09.15 - 12.18	1969	B	225 kW	1517	35
S60 II (134) T6	B 4204 T9	09.13 - 12.18	1969	B	225 kW	1517	35
S60 II Cross Country (134) D3	D 4204 T4	03.15 - 05.18	1969	D	110 kW	1517	35
S60 II Cross Country (134) D3	D 4204 T9	03.15 - 05.18	1969	D	110 kW	1517	35
S60 II Cross Country (134) D4 AWD	D 5244 T21	03.15 - 05.18	2400	D	140 kW	1517	33
S60 II Cross Country (134) D4 Drive-E Polestar	D 4204 T14	03.15 - 05.18	1969	D	147 kW	1517	35
S60 II Cross Country (134) D4 Polestar AWD	D 5244 T21	03.15 - 07.18	2400	D	162 kW	1517	33
S60 II Cross Country (134) D4	D 4204 T14	03.15 - 05.18	1969	D	140 kW	1517	35
S60 II Cross Country (134) T5 AWD	B 4204 T11	06.16 - 12.18	1969	B	180 kW	1517	35
S60 II Cross Country (134) T5 AWD	B 5254 T12	03.15 - 12.18	2497	B	187 kW	1520	51
S60 II Cross Country (134) T5 AWD	B 5254 T14	03.15 - 12.18	2497	B	183 kW	1520	51
S60 II Cross Country (134) T5 Drive-E Polestar AWD	B 4204 T11	06.16 - 05.18	1969	B	186 kW	1517	35
S60 III (224) T4	B 4204 T31	02.19	1969	B	140 kW	1517	35
S60 III (224) T4	B 4204 T44	02.19	1969	B	140 kW	1517	35
S60 III (224) T5 AWD	B 4204 T20	05.19	1969	B	183 kW	1517	35
S60 III (224) T5 AWD	B 4204 T23	05.19	1969	B	187 kW	1517	35
S60 III (224) T5 AWD	B 4204 T23	05.19	1969	B	192 kW	1517	35
S60 III (224) T5 AWD	B 4204 T26	02.19	1969	B	184 kW	1517	35
S60 III (224) T5	B 4204 T26	02.19	1969	B	184 kW	1517	35
S60 III (224) T6 AWD	B 4204 T27	05.19	1969	B	236 kW	1517	35
S60 III (224) T6 AWD	B 4204 T29	05.19	1969	B	228 kW	1517	35
S60 III (224) T6 Hybrid Polestar AWD	B 4204 T48	05.19	1969	B	310 kW	1517	35
S60 III (224) T6 Polestar AWD	B 4204 T29	05.19	1969	B	240 kW	1517	35
S60 III (224) T6 Twin Engine AWD	B 4204 T34	02.19	1969	E	250 kW	1517	35
S60 III (224) T6 Twin Engine AWD	B 4204 T46	02.19	1969	E	250 kW	1517	35
S60 III (224) T6 Twin Engine AWD	B 4204 T52	02.19	1969	E	250 kW	1517	35








			<b>ccm</b>		<b>kw</b>		<b>1 POS</b>
S60 III (224) T8 Plug-in Hybrid AWD	B 4204 T27	05.19	1969	B	299 kW	1517	35
S60 III (224) T8 Plug-in Hybrid AWD	B 4204 T35	05.19	1969	B	299 kW	1517	35
S60 III (224) T8 Plug-in Hybrid AWD	B 4204 T56	01.22	1969	B	107 kW	1517	35
S60 III (224) T8 R-Design Hybrid AWD	B 4204 T35	04.20	1969	E	311 kW	1517	35
S60 III (224) T8 Twin Engine AWD	B 4204 T34	02.19	1969	E	287 kW	1517	35
S60 III (224) T8 Twin Engine Polestar AWD	B 4204 T48	02.19	1969	E	298 kW	1517	35
S60 III (224) T8 Twin Engine Polestar AWD	B 4204 T48	10.19	1969	B	233 kW	1517	35
S70 (874) 2.0 Turbo	B 5204 T3	01.97 - 11.00	1984	B	166 kW	1515	23
S70 (874) 2.0 Turbo	B 5204 T	01.97 - 11.00	1984	B	155 kW	1515	22
S70 (874) 2.0	B 5202 S	01.97 - 11.00	1984	B	93 kW	1515	24
S70 (874) 2.0	B 5204 F	01.97 - 11.00	1984	B	105 kW	1515	25
S70 (874) 2.0	B 5204 T2	01.97 - 11.00	1984	B	132 kW	1515	22
S70 (874) 2.0	B 5204 T4	01.97 - 11.00	1984	B	120 kW	1515	23
S70 (874) 2.3 T5 AWD	B 5234 T3	11.96 - 09.98	2319	B	177 kW	1516	28
S70 (874) 2.3 T5 AWD	B 5234 T4	07.97 - 09.00	2319	B	184 kW	1516	29
S70 (874) 2.3 Turbo	B 5234 T4	01.97 - 11.00	2319	B	184 kW	1516	29
S70 (874) 2.3	B 5234 T3	11.96 - 11.00	2319	B	177 kW	1516	28
S70 (874) 2.3	B 5234 T7	04.99 - 09.00	2319	B	195 kW	1515	23
S70 (874) 2.4 AWD	B 5244 S2	04.99 - 09.00	2435	B	103 kW	1518	39
S70 (874) 2.4 AWD	B 5244 S	04.99 - 09.00	2435	B	125 kW	1519	44
S70 (874) 2.4 AWD	B 5254 S	10.98 - 05.99	2435	B	121 kW	1520	50
S70 (874) 2.4 Bifuel	B 5244 SG	07.99 - 11.00	2435	B/G	103 kW	1519	46
S70 (874) 2.4 Blu-Fuel	B 5244 S2	07.97 - 09.00	2435	B/G	103 kW	1518	39
S70 (874) 2.4 Blu-Fuel	B 5244 SG	07.97 - 09.00	2435	B/G	103 kW	1519	46
S70 (874) 2.4 T5 AWD	B 5254 T	11.96 - 12.99	2435	B	142 kW	1518	39
S70 (874) 2.4 Turbo	B 5244 T	01.97 - 11.00	2435	B	142 kW	1519	47
S70 (874) 2.4 Turbo	B 5254 T	01.97 - 11.00	2435	B	142 kW	1518	39
S70 (874) 2.4	B 5244 S2	08.99 - 11.00	2435	B	103 kW	1518	39
S70 (874) 2.4	B 5244 SG	08.99 - 11.00	2435	B	103 kW	1519	46
S70 (874) 2.4	B 5244 S	01.97 - 11.00	2435	B	125 kW	1519	44
S70 (874) 2.4	B 5254 S	01.97 - 11.00	2435	B	125 kW	1520	50
S70 (874) 2.4	B 5254 S	06.98 - 11.00	2435	B	121 kW	1520	50
S70 (874) 2.5 TDI	D 5252 T	01.97 - 11.00	2460	D	103 kW	1517	34
S70 (874) 2.5 TDi AWD	D 5252 T	10.99 - 09.00	2460	D	103 kW	1517	34
S70 (874) T5	B 5234 T3	01.97 - 11.00	2319	B	176 kW	1516	28
S80 I (184) 2.0 T	B 5204 T3	06.98 - 07.06	1984	B	166 kW	1515	23
S80 I (184) 2.0 T	B 5204 T5	12.99 - 07.06	1984	B	132 kW	1515	26
S80 I (184) 2.0	B 5204 T4	06.98 - 07.06	1984	B	120 kW	1515	23
S80 I (184) 2.3 R	B 5234 T7	04.00 - 08.05	2319	B	195 kW	1515	23
S80 I (184) 2.4 Bifuel (CNG)	B 5244 SG2	09.01 - 07.06	2435	B/G	103 kW	1519	46
S80 I (184) 2.4 Bifuel (LPG)	B 5244 SG	09.01 - 07.06	2435	B/G	103 kW	1519	46
S80 I (184) 2.4 D	D 5244 T2	10.01 - 07.06	2401	D	96 kW	1516	32
S80 I (184) 2.4 LTP	B 5244 T4	06.04 - 07.06	2435	B	132 kW	1518	42
S80 I (184) 2.4 T	B 5244 T3	06.00 - 07.06	2435	B	147 kW	1519	48
S80 I (184) 2.4	B 5244 S2	01.99 - 07.06	2435	B	103 kW	1518	39
S80 I (184) 2.4	B 5244 S	01.99 - 07.06	2435	B	125 kW	1519	44
S80 I (184) 2.5 T AWD	B 5254 T2	07.03 - 07.06	2521	B	154 kW	1520	52
S80 I (184) 2.5 TDI	D 5252 T	01.99 - 07.06	2460	D	103 kW	1517	34
S80 I (184) 2.5 T	B 5254 T2	03.03 - 07.06	2521	B	154 kW	1520	52
S80 I (184) 2.9	B 6294 S2	05.98 - 02.08	2922	B	144 kW	1520	53
S80 I (184) 2.9	B 6294 S	03.99 - 07.06	2922	B	147 kW	1521	56
S80 I (184) 2.9	B 6304 S3	05.98 - 07.06	2922	B	150 kW	1518	39
S80 I (184) 3.0	B 6294 S2	06.01 - 07.06	2922	B	144 kW	1520	53
S80 I (184) D5	D 5244 T	08.01 - 07.06	2401	D	120 kW	1516	32
S80 I (184) T5 AWD	B 5244 T3	04.00 - 09.03	2435	B	147 kW	1519	48
S80 I (184) T6	B 6284 T	05.98 - 02.02	2783	B	200 kW	1516	31
S80 I (184) T6	B 6294 T	06.01 - 07.06	2922	B	200 kW	1520	53
S80 I (184) T6	B 6294 T	06.01 - 07.06	2922	B	200 kW	1520	53
S80 II (124) 1.6 D DRIVe	D 4164 T	01.10 - 12.11	1560	D	80 kW	1512	5
S80 II (124) 1.6 DRIVe	D 4162 T	06.11 - 01.14	1560	D	84 kW	1512	4
S80 II (124) 2.0 Drive- E	B 4204 T11	12.14 - 12.16	1969	B	180 kW	1517	35
S80 II (124) 2.0 FlexFuel	B 4204 S4	01.08 - 12.11	1999	B/E	107 kW	1522	61








							
S80 II (124) 2.0 TDI	D 4204 T	02.08 - 03.11	1998	D	100 kW	1521	60
S80 II (124) 2.0 T	B 4204 T6	01.10 - 05.11	1999	B	149 kW	1522	62
S80 II (124) 2.4 D	D 5244 T14	01.10 - 03.11	2400	D	129 kW	1516	32
S80 II (124) 2.4 D	D 5244 T19	03.06 - 03.11	2400	D	120 kW	1516	32
S80 II (124) 2.4 D	D 5244 T5	03.06 - 03.11	2400	D	120 kW	1516	32
S80 II (124) 2.4 D	D 5244 T	03.06 - 03.11	2401	D	120 kW	1516	32
S80 II (124) 2.5 T FlexFuel	B 5254 T11	01.10 - 12.11	2521	B/E	170 kW	1518	42
S80 II (124) 2.5 T FlexFuel	B 5254 T8	05.08 - 12.11	2521	B/E	147 kW	1518	42
S80 II (124) 2.5 T	B 5254 T10	01.10 - 12.12	2521	B	170 kW	1520	51
S80 II (124) 2.5 T	B 5254 T12	01.12 - 04.16	2497	B	187 kW	1520	51
S80 II (124) 2.5 T	B 5254 T14	09.12 - 12.16	2497	B	183 kW	1520	51
S80 II (124) 2.5 T	B 5254 T6	03.06 - 12.11	2521	B	147 kW	1520	54
S80 II (124) 3.2 AWD	B 6324 S	08.06 - 12.10	3192	B	175 kW	1521	58
S80 II (124) 3.2 Flexifuel AWD	B 6324 S	01.09 - 03.10	3192	B/E	177 kW	1521	58
S80 II (124) 3.2	B 6324 S	03.06 - 12.11	3192	B	175 kW	1521	58
S80 II (124) D2	D 4162 T	01.14 - 12.16	1560	D	85 kW	1512	4
S80 II (124) D3 / D4	D 5204 T2	01.10 - 12.16	1984	D	120 kW	1516	32
S80 II (124) D3 / D4	D 5204 T3	01.10 - 12.16	1984	D	120 kW	1516	32
S80 II (124) D3	D 5204 T7	05.12 - 05.14	1984	D	100 kW	1516	32
S80 II (124) D4	D 4204 T5	09.13 - 12.16	1969	D	133 kW	1517	35
S80 II (124) D5 AWD	D 5244 T10	01.10 - 12.11	2400	D	151 kW	1516	32
S80 II (124) D5 AWD	D 5244 T15	06.11 - 04.15	2400	D	158 kW	1516	32
S80 II (124) D5 AWD	D 5244 T4	01.07 - 05.09	2400	D	136 kW	1516	32
S80 II (124) D5	D 5244 T10	01.10 - 12.11	2400	D	151 kW	1516	32
S80 II (124) D5	D 5244 T11	06.11 - 04.15	2400	D	158 kW	1516	32
S80 II (124) D5	D 5244 T15	06.11 - 04.15	2400	D	158 kW	1516	32
S80 II (124) D5	D 5244 T4	03.06 - 08.09	2400	D	136 kW	1516	32
S80 II (124) T4F	B 4164 T2	05.11 - 01.14	1596	B/E	132 kW	1514	14
S80 II (124) T5	B 4204 T11	09.13 - 05.14	1969	B	180 kW	1517	35
S80 II (124) T5	B 4204 T15	01.14 - 12.16	1969	B	162 kW	1517	35
S80 II (124) T5	B 4204 T7	10.10 - 12.16	1999	B	177 kW	1522	62
S80 II (124) T6 AWD	B 6304 T2	01.07 - 12.10	2953	B	210 kW	1517	36
S90 I (964) 2.9	B 6304 S2	01.97 - 12.98	2922	B	132 kW	1521	57
S90 I (964) 2.9	B 6304 S2	11.96 - 12.98	2922	B	135 kW	1521	57
S90 II (234) 2.0	B 4204 T20	03.16	1969	B	183 kW	1517	35
S90 II (234) 2.0	B 4204 T23	03.16	1969	B	183 kW	1517	35
S90 II (234) B5 Mild-Hybrid	B 4204 T26	03.20	1969	E	184 kW	1517	35
S90 II (234) B5 Mild-Hybrid	B 4204 T26	03.20	1969	E	184 kW	1517	35
S90 II (234) D3	D 4204 T16	03.16 - 08.18	1969	D	110 kW	1517	35
S90 II (234) D3	D 4204 T9	03.16 - 08.18	1969	D	110 kW	1517	35
S90 II (234) D4 AWD	D 4204 T14	03.16	1969	D	140 kW	1517	35
S90 II (234) D4 Drive-E Polestar AWD	D 4204 T14	03.16	1969	D	147 kW	1517	35
S90 II (234) D4 Drive-E Polestar	D 4204 T14	03.16	1969	D	147 kW	1517	35
S90 II (234) D4	D 4204 T14	03.16	1969	D	140 kW	1517	35
S90 II (234) D4	D 4204 T7	09.18	1969	D	120 kW	1517	35
S90 II (234) D5 AWD	D 4204 T23	03.16	1969	D	173 kW	1517	35
S90 II (234) D5 Polestar AWD	D 4204 T23	06.19	1969	D	177 kW	1517	35
S90 II (234) T4 Polestar	B 4204 T31	06.19	1969	B	155 kW	1517	35
S90 II (234) T4	B 4204 T31	10.17	1969	B	140 kW	1517	35
S90 II (234) T5 AWD	B 4204 T23	01.18	1969	B	187 kW	1517	35
S90 II (234) T5 Drive-E Polestar	B 4204 T23	03.16	1969	B	192 kW	1517	35
S90 II (234) T5 Drive-E Polestar	B 4204 T26	10.17	1969	B	186 kW	1517	35
S90 II (234) T5	B 4204 T23	03.16	1969	B	187 kW	1517	35
S90 II (234) T5	B 4204 T26	10.17	1969	B	184 kW	1517	35
S90 II (234) T6 AWD	B 4204 T27	03.16	1969	B	235 kW	1517	35
S90 II (234) T6 AWD	B 4204 T29	10.17	1969	B	228 kW	1517	35
S90 II (234) T6 Drive-E Polestar AWD	B 4204 T27	03.16	1969	B	246 kW	1517	35
S90 II (234) T6 Drive-E Polestar AWD	B 4204 T29	10.17	1969	B	240 kW	1517	35
S90 II (234) T8 Hybrid AWD	B 4204 T34	01.16	1969	B	287 kW	1517	35
S90 II (234) T8 Hybrid Polestar AWD	B 4204 T34	01.19	1969	B	233 kW	1517	35
S90 II (234) T8 Plug-in Hybrid AWD	B 4204 T35	10.17	1969	E	299 kW	1517	35
S90 II (234) T8 Plug-in Hybrid AWD	B 4204 T56	01.22	1969	B/E	335 kW	1517	35

			<b>ccm</b>		<b>kw</b>		<b>1</b> <b>POS</b>
S90 II (234) T8 Plug-in Hybrid Polestar AWD	B 4204 T35	10.17	1969	B	246 kW	1517	35
V40 Cross Country (526) 1.6 D2/ DRIVE	D 4162 T	09.13 - 12.15	1560	D	84 kW	1512	4
V40 Cross Country (526) 2.0 D3	D 5204 T6	09.13 - 12.15	1984	D	110 kW	1516	32
V40 Cross Country (526) 2.0 D4	D 5204 T4	09.13 - 12.14	1984	D	130 kW	1516	32
V40 Cross Country (526) D2	D 4204 T8	02.15 - 08.19	1969	D	88 kW	1517	35
V40 Cross Country (526) D3	D 4204 T16	04.15 - 08.19	1969	D	110 kW	1517	35
V40 Cross Country (526) D3	D 4204 T9	04.15 - 08.19	1969	D	110 kW	1517	35
V40 Cross Country (526) D3	D 5204 T6	10.12 - 03.15	1984	D	110 kW	1516	32
V40 Cross Country (526) D4 Polestar	D 4204 T14	05.14 - 08.19	1969	D	147 kW	1517	35
V40 Cross Country (526) D4	D 4204 T14	05.14 - 08.19	1969	D	140 kW	1517	35
V40 Cross Country (526) D4	D 5204 T4	10.12 - 12.14	1984	D	130 kW	1516	32
V40 Cross Country (526) T3	B 4154 T2	04.15 - 08.19	1498	B	112 kW	1517	35
V40 Cross Country (526) T3	B 4154 T4	04.15 - 08.19	1498	B	112 kW	1517	35
V40 Cross Country (526) T3	B 4204 T37	02.15 - 08.19	1969	B	112 kW	1517	35
V40 Cross Country (526) T4 AWD	B 4204 T21	05.14 - 08.19	1969	B	140 kW	1517	35
V40 Cross Country (526) T4 AWD	B 5204 T8	07.13 - 12.15	1984	B	132 kW	1515	27
V40 Cross Country (526) T4	B 4204 T19	08.15 - 08.19	1969	B	140 kW	1517	35
V40 Cross Country (526) T4	B 5204 T8	10.13 - 12.15	1984	B	132 kW	1515	27
V40 Cross Country (526) T5 AWD	B 4204 T11	03.14 - 08.19	1969	B	180 kW	1517	35
V40 Cross Country (526) T5 AWD	B 4204 T41	03.14 - 08.19	1969	B	180 kW	1517	35
V40 Cross Country (526) T5 AWD	B 5204 T9	03.13 - 12.15	1984	B	157 kW	1515	27
V40 Cross Country (526) T5 AWD	B 5254 T12	10.12 - 12.16	2497	B	187 kW	1520	51
V40 Cross Country (526) T5 DRIVE	B 4204 T11	05.14 - 08.19	1969	B	180 kW	1517	35
V40 Cross Country (526) T5 Polestar AWD	B 4204 T11	01.15 - 08.19	1969	B	186 kW	1517	35
V40 Cross Country (526) T5	B 5204 T9	02.13 - 12.15	1984	B	157 kW	1515	27
V40 Cross Country (526) T5	B 5254 T12	10.12 - 12.16	2497	B	187 kW	1520	51
V40 Cross Country (526) T5	B 5254 T14	01.14 - 12.15	2497	B	183 kW	1520	51
V40 Kasten/Schrägheck (525) 1.6 D2/ DRIVE	D 4162 T	09.13 - 12.15	1560	D	84 kW	1512	4
V40 Kasten/Schrägheck (525) 2.0 D3	D 5204 T6	09.13 - 12.15	1984	D	110 kW	1516	32
V40 Kasten/Schrägheck (525) 2.0 D4	D 5204 T4	09.13 - 12.14	1984	D	130 kW	1516	32
V40 Kombi (645) 1.6	B 4164 S2	03.99 - 06.04	1587	B	80 kW	1515	23
V40 Kombi (645) 1.6	B 4164 S	12.95 - 08.99	1587	B	77 kW	1515	22
V40 Kombi (645) 1.8 Bi-Fuel	B 4184 S9	11.99 - 08.03	1783	B/G	88 kW	1518	39
V40 Kombi (645) 1.8 Blu-Fuel	B 4184 S2	06.01 - 08.03	1783	B/G	85 kW	1518	40
V40 Kombi (645) 1.8 LPG	B 4184 S9	03.99 - 06.04	1783	B/G	90 kW	1518	39
V40 Kombi (645) 1.8 i	B 4184 SJ	06.01 - 06.04	1834	B	90 kW	1515	22
V40 Kombi (645) 1.8 i	B 4184 SM	03.98 - 06.04	1834	B	92 kW	1515	22
V40 Kombi (645) 1.8	B 4184 S2	03.99 - 06.04	1783	B	90 kW	1518	40
V40 Kombi (645) 1.8	B 4184 S3	07.95 - 08.99	1731	B	85 kW	1518	39
V40 Kombi (645) 1.8	B 4184 S9	03.99 - 06.04	1783	B	90 kW	1518	39
V40 Kombi (645) 1.8	B 4184 S	07.95 - 08.99	1731	B	85 kW	1518	39
V40 Kombi (645) 1.9 DI	D 4192 T2	03.99 - 07.00	1870	D	70 kW	1514	18
V40 Kombi (645) 1.9 DI	D 4192 T3	07.00 - 06.04	1870	D	85 kW	1514	18
V40 Kombi (645) 1.9 DI	D 4192 T4	07.00 - 06.04	1870	D	75 kW	1514	18
V40 Kombi (645) 1.9 T4	B 4194 T2	05.97 - 08.02	1855	B	147 kW	1515	23
V40 Kombi (645) 1.9 T4	B 4194 T	05.97 - 08.02	1855	B	147 kW	1515	23
V40 Kombi (645) 1.9 TD	D 4192 T	07.95 - 05.01	1870	D	66 kW	1514	17
V40 Kombi (645) 1.9	B 4204 T4	09.03 - 06.04	1948	B	127 kW	1518	42
V40 Kombi (645) 2.0 D	D 4204 T	12.02 - 06.04	1998	D	100 kW	1521	60
V40 Kombi (645) 2.0 T4	B 4204 T5	07.00 - 06.04	1948	B	147 kW	1518	43
V40 Kombi (645) 2.0 T	B 4204 T2	07.99 - 06.04	1948	B	121 kW	1518	39
V40 Kombi (645) 2.0 T	B 4204 T3	06.01 - 06.04	1948	B	120 kW	1518	39
V40 Kombi (645) 2.0 T	B 4204 T	10.97 - 01.04	1948	B	118 kW	1518	39
V40 Kombi (645) 2.0	B 4204 S2	07.95 - 06.04	1948	B	100 kW	1518	39
V40 Kombi (645) 2.0	B 4204 S	07.95 - 06.04	1948	B	100 kW	1518	39
V40 Kombi (645) 2.0	B 4204 S	07.95 - 06.04	1948	B	103 kW	1518	39
V40 Kombi (645) 2.0	B 4204 T2	09.99 - 12.00	1948	B	119 kW	1518	39
V40 Kombi (645) 2.0	B 4204 T	09.99 - 12.00	1948	B	119 kW	1518	39
V40 Schrägheck (525) D2	D 4162 T	03.12 - 12.16	1560	D	84 kW	1512	4
V40 Schrägheck (525) D2	D 4204 T8	02.15 - 08.19	1969	D	88 kW	1517	35
V40 Schrägheck (525) D3	D 4204 T16	04.15 - 08.19	1969	D	110 kW	1517	35
V40 Schrägheck (525) D3	D 4204 T9	04.15 - 08.19	1969	D	110 kW	1517	35















							
V40 Schrägheck (525) D3	D 5204 T6	03.12 - 12.15	1984	D	110 kW	1516	32
V40 Schrägheck (525) D4 Polestar	D 4204 T14	05.14 - 08.19	1969	D	147 kW	1517	35
V40 Schrägheck (525) D4	D 4204 T14	05.14 - 08.19	1969	D	140 kW	1517	35
V40 Schrägheck (525) D4	D 5204 T4	03.12 - 03.15	1984	D	130 kW	1516	32
V40 Schrägheck (525) T2 GTDi	B 4164 T4	04.13 - 12.16	1596	B	88 kW	1514	14
V40 Schrägheck (525) T2	B 4154 T3	02.15 - 08.19	1498	B	90 kW	1517	35
V40 Schrägheck (525) T2	B 4154 T5	02.15 - 08.19	1498	B	90 kW	1517	35
V40 Schrägheck (525) T2	B 4204 T17	02.15 - 08.19	1969	B	90 kW	1517	35
V40 Schrägheck (525) T2	B 4204 T38	02.15 - 08.19	1969	B	90 kW	1517	35
V40 Schrägheck (525) T3	B 4154 T2	02.15 - 08.19	1498	B	112 kW	1517	35
V40 Schrägheck (525) T3	B 4154 T4	02.15 - 08.19	1498	B	112 kW	1517	35
V40 Schrägheck (525) T3	B 4204 T33	02.15 - 08.19	1969	B	112 kW	1517	35
V40 Schrägheck (525) T3	B 4204 T37	02.15 - 08.19	1969	B	112 kW	1517	35
V40 Schrägheck (525) T4	B 4204 T19	08.15 - 08.19	1969	B	140 kW	1517	35
V40 Schrägheck (525) T4	B 5204 T8	07.13 - 12.15	1984	B	132 kW	1515	27
V40 Schrägheck (525) T5 AWD	B 5204 T9	03.14 - 12.15	1984	B	154 kW	1515	27
V40 Schrägheck (525) T5 Drive-E Polestar	B 4204 T11	05.14 - 08.19	1969	B	186 kW	1517	35
V40 Schrägheck (525) T5	B 4204 T11	05.14 - 08.19	1969	B	180 kW	1517	35
V40 Schrägheck (525) T5	B 4204 T41	05.14 - 08.19	1969	B	180 kW	1517	35
V40 Schrägheck (525) T5	B 5204 T9	03.13 - 12.15	1984	B	157 kW	1515	27
V40 Schrägheck (525) T5	B 5204 T9	01.15 - 08.19	1984	B	154 kW	1515	27
V40 Schrägheck (525) T5	B 5254 T12	12.12 - 12.14	2497	B	187 kW	1520	51
V40 Schrägheck (525) T5	B 5254 T14	01.14 - 12.14	2497	B	183 kW	1520	51
V50 (545) 1.6 D	D 4164 T	01.05 - 12.11	1560	D	81 kW	1512	5
V50 (545) 1.6 D	D 4164 T	03.05 - 12.12	1560	D	80 kW	1512	5
V50 (545) 1.6	B 4164 S3	01.05 - 12.12	1596	B	74 kW	1513	13
V50 (545) 1.8 BiFuel	B 4184 S8	01.09 - 09.10	1798	B/G	93 kW	1518	41
V50 (545) 1.8 FlexFuel	B 4184 S8	01.05 - 12.10	1798	B/E	92 kW	1518	41
V50 (545) 2.0 CDI	D 4204 T2	12.03 - 12.06	1998	D	98 kW	1521	60
V50 (545) 2.0 D4	D 4204 T2	07.05 - 12.06	1998	D	96 kW	1521	60
V50 (545) 2.0 D	D 4204 T	04.04 - 12.10	1998	D	100 kW	1521	60
V50 (545) 2.0 FlexFuel	B 4204 S4	01.10 - 12.12	1999	B/E	107 kW	1522	61
V50 (545) 2.4 AWD	B 5244 S4	08.06 - 12.09	2435	B	125 kW	1519	45
V50 (545) 2.4 Tdi	D 5244 T9	05.07 - 12.10	2400	D	120 kW	1516	32
V50 (545) 2.4	B 5244 S4	04.04 - 04.11	2435	B	125 kW	1519	45
V50 (545) 2.4	B 5244 S5	04.04 - 12.10	2435	B	103 kW	1519	44
V50 (545) D2	D 4162 T	01.10 - 12.12	1560	D	84 kW	1512	4
V50 (545) D3	D 5204 T5	10.10 - 12.12	1984	D	110 kW	1516	32
V50 (545) D4	D 5204 T	10.10 - 12.12	1984	D	130 kW	1516	32
V50 (545) D5	D 5244 T13	03.06 - 12.10	2400	D	132 kW	1516	32
V50 (545) D5	D 5244 T8	03.06 - 12.10	2400	D	132 kW	1516	32
V50 (545) T5 AWD	B 5254 T3	04.04 - 12.08	2521	B	162 kW	1520	53
V50 (545) T5 AWD	B 5254 T7	03.07 - 12.12	2521	B	169 kW	1521	55
V50 (545) T5	B 5254 T3	04.04 - 12.11	2521	B	162 kW	1520	53
V50 (545) T5	B 5254 T7	03.07 - 12.12	2521	B	169 kW	1521	55
V60 I (155) 1.6 DRIVe	D 4162 T	02.11 - 12.15	1560	D	84 kW	1512	4
V60 I (155) 2.0 BiFuel	B 5204 T9	03.14 - 12.15	1984	B/G	157 kW	1515	27
V60 I (155) 2.0 Polestar AWD	B 4204 T43	06.15 - 05.18	1969	B	270 kW	1517	35
V60 I (155) 2.0 T	B 4204 T6	07.10 - 12.12	1999	B	149 kW	1522	62
V60 I (155) 2.0 T	B 5204 T8	01.14 - 07.18	1984	B	132 kW	1515	27
V60 I (155) D2	D 4204 T20	03.15 - 05.18	1969	D	88 kW	1517	35
V60 I (155) D2	D 4204 T8	03.15 - 05.18	1969	D	88 kW	1517	35
V60 I (155) D3 / D4	D 5204 T2	07.10 - 12.14	1984	D	120 kW	1516	32
V60 I (155) D3 / D4	D 5204 T3	07.10 - 12.14	1984	D	120 kW	1516	32
V60 I (155) D3	D 4204 T4	03.15 - 05.18	1969	D	110 kW	1517	35
V60 I (155) D3	D 4204 T9	03.15 - 05.18	1969	D	110 kW	1517	35
V60 I (155) D3	D 5204 T7	05.12 - 12.15	1984	D	100 kW	1516	32
V60 I (155) D4 AWD	D 5244 T12	10.13 - 12.15	2400	D	133 kW	1517	33
V60 I (155) D4 AWD	D 5244 T17	05.12 - 12.15	2400	D	120 kW	1516	32
V60 I (155) D4 AWD	D 5244 T21	03.15 - 05.18	2400	D	140 kW	1517	33
V60 I (155) D4	D 4204 T14	03.15 - 05.18	1969	D	140 kW	1517	35
V60 I (155) D4	D 4204 T5	10.13 - 12.15	1969	D	133 kW	1517	35



			<b>ccm</b>		<b>kW</b>		<b>1</b>	<b>POS</b>
V60 I (155) D5 AWD	D 5244 T10	07.10 - 12.11	2400	D	151 kW	1516	32	
V60 I (155) D5 AWD	D 5244 T11	04.11 - 12.15	2400	D	158 kW	1516	32	
V60 I (155) D5 AWD	D 5244 T15	04.11 - 12.15	2400	D	158 kW	1516	32	
V60 I (155) D5 AWD	D 5244 T15	04.14 - 12.15	2400	D	169 kW	1516	32	
V60 I (155) D5 AWD	D 5244 T23	04.14 - 12.15	2400	D	169 kW	1517	33	
V60 I (155) D5	D 4204 T11	03.15 - 05.18	1969	D	165 kW	1517	35	
V60 I (155) D5	D 5244 T10	07.10 - 12.11	2400	D	151 kW	1516	32	
V60 I (155) D5	D 5244 T11	04.11 - 12.15	2400	D	158 kW	1516	32	
V60 I (155) D5	D 5244 T15	04.11 - 12.15	2400	D	158 kW	1516	32	
V60 I (155) D5	D 5244 T23	04.14 - 12.15	2400	D	169 kW	1517	33	
V60 I (155) D6 Hybrid AWD	D 5244 T15	06.12 - 12.15	2400	D	158 kW	1516	32	
V60 I (155) T2	B 4154 T5	10.15 - 03.17	1498	B	90 kW	1517	35	
V60 I (155) T3	B 4154 T4	03.15 - 05.18	1498	B	112 kW	1517	35	
V60 I (155) T3	B 4204 T37	03.15 - 05.18	1969	B	112 kW	1517	35	
V60 I (155) T4F	B 4164 T2	04.11 - 12.15	1596	B/E	132 kW	1514	14	
V60 I (155) T4	B 4204 T19	03.15 - 05.18	1969	B	140 kW	1517	35	
V60 I (155) T5 AWD	B 4204 T11	07.14 - 05.18	1969	B	180 kW	1517	35	
V60 I (155) T5 AWD	B 5254 T12	04.15 - 05.18	2497	B	187 kW	1520	51	
V60 I (155) T5	B 4204 T11	10.13 - 12.18	1969	B	180 kW	1517	35	
V60 I (155) T5	B 4204 T15	01.14 - 12.17	1969	B	162 kW	1517	35	
V60 I (155) T5	B 4204 T41	10.13 - 12.18	1969	B	180 kW	1517	35	
V60 I (155) T5	B 4204 T7	09.10 - 12.14	1999	B	177 kW	1522	62	
V60 I (155) T5	B 4204 T7	08.12 - 07.14	1999	B	176 kW	1522	62	
V60 I (155) T5	B 5204 T9	07.12 - 05.18	1984	B	157 kW	1515	27	
V60 I (155) T5	B 5254 T5	07.14 - 05.18	2521	B	186 kW	1518	42	
V60 I (155) T6 AWD	B 4204 T9	10.13 - 12.18	1969	B	225 kW	1517	35	
V60 I (155) T6	B 4204 T9	10.13 - 12.18	1969	B	225 kW	1517	35	
V60 I Cross Country (157) D2	D 4204 T20	03.15 - 05.18	1969	D	88 kW	1517	35	
V60 I Cross Country (157) D2	D 4204 T8	03.15 - 05.18	1969	D	88 kW	1517	35	
V60 I Cross Country (157) D3	D 4204 T4	03.15 - 05.18	1969	D	110 kW	1517	35	
V60 I Cross Country (157) D3	D 4204 T9	03.15 - 05.18	1969	D	110 kW	1517	35	
V60 I Cross Country (157) D4 AWD	D 5244 T21	03.15 - 05.18	2400	D	140 kW	1517	33	
V60 I Cross Country (157) D4 Drive-E Polestar	D 4204 T14	03.15 - 05.18	1969	D	147 kW	1517	35	
V60 I Cross Country (157) D4 Polestar AWD	D 5244 T21	03.15 - 05.18	2400	D	147 kW	1517	33	
V60 I Cross Country (157) D4 Polestar AWD	D 5244 T21	03.15 - 05.18	2400	D	162 kW	1517	33	
V60 I Cross Country (157) D4	D 4204 T14	03.15 - 05.18	1969	D	140 kW	1517	35	
V60 I Cross Country (157) D5	D 4204 T11	03.15 - 05.18	1969	D	165 kW	1517	35	
V60 I Cross Country (157) T5 AWD	B 4204 T11	06.16 - 05.18	1969	B	180 kW	1517	35	
V60 I Cross Country (157) T5 AWD	B 5254 T12	03.15 - 05.18	2497	B	187 kW	1520	51	
V60 I Cross Country (157) T5 AWD	B 5254 T14	03.15 - 05.18	2497	B	183 kW	1520	51	
V60 I Cross Country (157) T5 Drive-E Polestar AWD	B 4204 T11	03.15 - 07.18	1969	B	186 kW	1517	35	
V60 I Cross Country (157) T5 Drive-E Polestar	B 4204 T11	03.15 - 07.18	1969	B	186 kW	1517	35	
V60 I Cross Country (157) T5	B 4204 T11	03.15 - 05.18	1969	B	180 kW	1517	35	
V60 I Kasten/Kombi (155) 1.6 DRIVE	D 4162 T	09.13 - 12.15	1560	D	84 kW	1512	4	
V60 I Kasten/Kombi (155) 2.0 D3	D 5204 T7	09.13 - 12.15	1984	D	100 kW	1516	32	
V60 I Kasten/Kombi (155) 2.0 D4	D 5204 T3	09.13 - 12.15	1984	D	120 kW	1516	32	
V60 I Kasten/Kombi (155) 2.4 D4 AWD	D 5244 T12	09.13 - 12.15	2400	D	133 kW	1517	33	
V60 I Kasten/Kombi (155) 2.4 D5	D 5244 T15	09.13 - 12.15	2400	D	158 kW	1516	32	
V60 II (225) 2.0 T6 Drive-E Polestar AWD	B 4204 T29	02.18	1969	B	240 kW	1517	35	
V60 II (225) D3 AWD	D 4204 T16	09.18	1969	D	110 kW	1517	35	
V60 II (225) D3 AWD	D 4204 T4	09.18	1969	D	110 kW	1517	35	
V60 II (225) D3	D 4204 T16	02.18	1969	D	110 kW	1517	35	
V60 II (225) D4 AWD	D 4204 T14	09.18	1969	D	140 kW	1517	35	
V60 II (225) D4 Polestar AWD	D 4204 T14	02.18	1969	D	147 kW	1517	35	
V60 II (225) D4 Polestar	D 4204 T14	02.18	1969	D	147 kW	1517	35	
V60 II (225) D4	D 4204 T14	02.18	1969	D	140 kW	1517	35	
V60 II (225) T4	B 4204 T31	05.19	1969	B	140 kW	1517	35	
V60 II (225) T4	B 4204 T44	05.19	1969	B	140 kW	1517	35	
V60 II (225) T5 AWD	B 4204 T23	09.18	1969	B	184 kW	1517	35	
V60 II (225) T5 AWD	B 4204 T23	05.19	1969	B	192 kW	1517	35	
V60 II (225) T5 AWD	B 4204 T26	09.18	1969	B	184 kW	1517	35	
V60 II (225) T5 Polestar AWD	B 4204 T11	07.19	1969	B	186 kW	1517	35	















							
V60 II (225) T5 Polestar	B 4204 T11	07.19	1969	B	186 kW	1517	35
V60 II (225) T5	B 4204 T23	01.19	1969	B	187 kW	1517	35
V60 II (225) T5	B 4204 T23	05.20	1969	B	187 kW	1517	35
V60 II (225) T5	B 4204 T26	02.18	1969	B	184 kW	1517	35
V60 II (225) T6 AWD	B 4204 T29	02.18	1969	B	228 kW	1517	35
V60 II (225) T6 Plug-in Hybrid AWD	B 4204 T46	03.19	1969	B	186 kW	1517	35
V60 II (225) T6 Plug-in Hybrid AWD	B 4204 T52	03.19	1969	B	186 kW	1517	35
V60 II (225) T8 Plug-in Hybrid AWD	B 4204 T34	02.18	1969	B/E	223 kW	1517	35
V60 II (225) T8 Plug-in Hybrid AWD	B 4204 T56	05.22	1969	B/E	107 kW	1517	35
V60 II (225) T8 Plug-in Hybrid Polestar AWD	B 4204 T34	05.19	1969	E	298 kW	1517	35
V60 II (225) T8 Plug-in Hybrid Polestar AWD	B 4204 T35	05.19	1969	B/E	311 kW	1517	35
V60 II (225) T8 Plug-in Hybrid Polestar AWD	B 4204 T48	05.19	1969	E	298 kW	1517	35
V60 II Cross Country (227) D3 AWD	D 4204 T4	12.18	1969	D	110 kW	1517	35
V60 II Cross Country (227) D4 AWD	D 4204 T14	12.18	1969	D	140 kW	1517	35
V60 II Cross Country (227) D4 Polestar AWD	D 4204 T14	02.18 - 12.20	1969	D	147 kW	1517	35
V60 II Cross Country (227) T5 AWD	B 4204 T26	12.18	1969	B	184 kW	1517	35
V60 II Cross Country (227) T5 Polestar AWD	B 4204 T11	07.19	1969	B	186 kW	1517	35
V70 I (875, 876) 2.0 Turbo AWD	B 5204 T3	11.96 - 12.00	1984	B	166 kW	1515	23
V70 I (875, 876) 2.0 Turbo	B 5204 T3	11.96 - 12.00	1984	B	166 kW	1515	23
V70 I (875, 876) 2.0 Turbo	B 5204 T	12.95 - 03.00	1984	B	155 kW	1515	22
V70 I (875, 876) 2.0	B 5202 S	12.95 - 03.00	1984	B	93 kW	1515	24
V70 I (875, 876) 2.0	B 5204 F	12.95 - 03.00	1984	B	105 kW	1515	25
V70 I (875, 876) 2.0	B 5204 T2	11.96 - 03.00	1984	B	132 kW	1515	22
V70 I (875, 876) 2.0	B 5204 T4	01.97 - 12.00	1984	B	120 kW	1515	23
V70 I (875, 876) 2.3 AWD	B 5234 T3	02.97 - 09.98	2319	B	177 kW	1516	28
V70 I (875, 876) 2.3 AWD	B 5234 T7	12.98 - 02.00	2319	B	195 kW	1515	23
V70 I (875, 876) 2.3 AWD	B 5234 T8	12.98 - 02.00	2319	B	195 kW	1515	23
V70 I (875, 876) 2.3 T AWD	B 5234 T4	04.97 - 03.00	2319	B	184 kW	1516	29
V70 I (875, 876) 2.3 T-5 AWD	B 5234 T3	01.97 - 12.00	2319	B	176 kW	1516	28
V70 I (875, 876) 2.3 T-5	B 5234 T3	11.96 - 12.00	2319	B	176 kW	1516	28
V70 I (875, 876) 2.3 Turbo	B 5234 T4	12.95 - 03.00	2319	B	184 kW	1516	29
V70 I (875, 876) 2.3	B 5234 T3	11.96 - 11.00	2319	B	177 kW	1516	28
V70 I (875, 876) 2.4 AWD	B 5254 S	06.98 - 12.99	2435	B	121 kW	1520	50
V70 I (875, 876) 2.4 Bifuel	B 5244 SG	08.99 - 12.00	2435	B/G	103 kW	1519	46
V70 I (875, 876) 2.4 Turbo AWD	B 5244 T2	03.99 - 12.00	2435	B	195 kW	1518	42
V70 I (875, 876) 2.4 Turbo AWD	B 5244 T	04.96 - 12.00	2435	B	142 kW	1519	47
V70 I (875, 876) 2.4 Turbo AWD	B 5254 T	04.96 - 12.00	2435	B	142 kW	1518	39
V70 I (875, 876) 2.4 Turbo	B 5244 T	04.96 - 12.00	2435	B	142 kW	1519	47
V70 I (875, 876) 2.4 Turbo	B 5254 T	04.96 - 12.00	2435	B	142 kW	1518	39
V70 I (875, 876) 2.4	B 5244 S2	03.99 - 12.00	2435	B	103 kW	1518	39
V70 I (875, 876) 2.4	B 5244 SG2	03.99 - 12.00	2435	B	103 kW	1519	46
V70 I (875, 876) 2.4	B 5244 S	12.95 - 05.00	2435	B	125 kW	1519	44
V70 I (875, 876) 2.4	B 5254 FS	12.95 - 05.00	2435	B	125 kW	1520	50
V70 I (875, 876) 2.4	B 5254 S	12.95 - 05.00	2435	B	125 kW	1520	50
V70 I (875, 876) 2.4	B 5254 S	06.98 - 12.99	2435	B	121 kW	1520	50
V70 I (875, 876) 2.5 TDI	D 5252 T	12.95 - 12.00	2460	D	103 kW	1517	34
V70 I (875, 876) 2.5 TDi AWD	D 5252 T	11.96 - 02.00	2460	D	103 kW	1517	34
V70 II (285) 2.0 T	B 5204 T5	11.99 - 08.07	1984	B	132 kW	1515	26
V70 II (285) 2.3 AWD	B 5234 T7	10.00 - 09.04	2319	B	195 kW	1515	23
V70 II (285) 2.3 AWD	B 5234 T8	10.00 - 09.04	2319	B	195 kW	1515	23
V70 II (285) 2.3	B 5234 T3	03.02 - 12.04	2319	B	176 kW	1516	28
V70 II (285) 2.3	B 5234 T7	10.00 - 09.04	2319	B	195 kW	1515	23
V70 II (285) 2.4 AWD	B 5254 S	03.00 - 09.03	2435	B	121 kW	1520	50
V70 II (285) 2.4 Bifuel (CNG)	B 5244 SG2	09.01 - 08.07	2435	B/G	103 kW	1519	46
V70 II (285) 2.4 Bifuel (CNG)	B 5244 SG	09.01 - 08.07	2435	B/G	103 kW	1519	46
V70 II (285) 2.4 Bifuel (LPG)	B 5244 SG2	09.01 - 08.07	2435	B/G	103 kW	1519	46
V70 II (285) 2.4 CDI	D 5244 T6	07.05 - 12.08	2400	D	90 kW	1516	32
V70 II (285) 2.4 D	D 5244 T2	07.01 - 08.07	2401	D	96 kW	1516	32
V70 II (285) 2.4 D	D 5244 T7	04.05 - 12.08	2400	D	93 kW	1516	32
V70 II (285) 2.4 T AWD	B 5244 T3	09.01 - 03.08	2435	B	147 kW	1519	48
V70 II (285) 2.4 T AWD	B 5244 T	09.00 - 12.02	2435	B	142 kW	1519	47
V70 II (285) 2.4 T	B 5244 T3	11.99 - 03.08	2435	B	147 kW	1519	48

			<b>ccm</b>		<b>kw</b>		<b>1</b> <b>POS</b>
V70 II (285) 2.4 T	B 5244 T	09.00 - 12.02	2435	B	142 kW	1519	47
V70 II (285) 2.4	B 5244 S2	03.00 - 03.08	2435	B	103 kW	1518	39
V70 II (285) 2.4	B 5244 S	03.00 - 03.08	2435	B	125 kW	1519	44
V70 II (285) 2.4	B 5254 S	03.00 - 09.03	2435	B	121 kW	1520	50
V70 II (285) 2.5 AWD	B 5254 T2	09.02 - 12.04	2521	B	155 kW	1520	52
V70 II (285) 2.5 T AWD	B 5254 T2	07.02 - 03.08	2521	B	154 kW	1520	52
V70 II (285) 2.5 TDI	D 5252 T	11.99 - 08.07	2460	D	103 kW	1517	34
V70 II (285) 2.5 T	B 5254 T2	07.01 - 03.08	2521	B	154 kW	1520	52
V70 II (285) 2.5	B 5254 T2	09.03 - 08.07	2521	B	155 kW	1520	52
V70 II (285) D5 AWD	D 5244 T2	07.02 - 08.07	2401	D	120 kW	1516	32
V70 II (285) D5 AWD	D 5244 T4	05.05 - 08.07	2400	D	136 kW	1516	32
V70 II (285) D5 AWD	D 5244 T5	07.02 - 08.07	2400	D	120 kW	1516	32
V70 II (285) D5 AWD	D 5244 T	07.02 - 08.07	2401	D	120 kW	1516	32
V70 II (285) D5	D 5244 T2	01.01 - 12.08	2401	D	120 kW	1516	32
V70 II (285) D5	D 5244 T4	04.05 - 12.08	2400	D	136 kW	1516	32
V70 II (285) D5	D 5244 T5	01.01 - 12.08	2400	D	120 kW	1516	32
V70 II (285) D5	D 5244 T	01.01 - 12.08	2401	D	120 kW	1516	32
V70 II (285) R 2,5 T AWD	B 5254 T4	03.03 - 08.07	2521	B	221 kW	1520	54
V70 II (285) T5	B 5234 T3	11.99 - 11.08	2319	B	184 kW	1516	28
V70 II (285) T5	B 5244 T5	04.04 - 08.07	2401	B	191 kW	1516	30
V70 III (135) 1.6 DRIVe / D2	D 4162 T	04.11 - 12.15	1560	D	84 kW	1512	4
V70 III (135) 1.6 D	D 4164 T	07.09 - 12.11	1560	D	80 kW	1512	5
V70 III (135) 2.0 BiFuel	B 5204 T9	03.13 - 12.15	1984	B/G	157 kW	1515	27
V70 III (135) 2.0 D	D 4204 T	10.07 - 12.15	1998	D	100 kW	1521	60
V70 III (135) 2.0 FlexiFuel	B 4204 S4	01.08 - 12.11	1999	B/E	107 kW	1522	61
V70 III (135) 2.0 GDI	B 5204 T9	04.12 - 12.15	1984	B	157 kW	1515	27
V70 III (135) 2.0 T	B 4204 T6	09.09 - 12.11	1999	B	149 kW	1522	62
V70 III (135) 2.4 D	D 5244 T14	04.09 - 12.10	2400	D	129 kW	1516	32
V70 III (135) 2.4 D	D 5244 T19	04.07 - 12.10	2400	D	120 kW	1516	32
V70 III (135) 2.4 D	D 5244 T5	04.07 - 12.10	2400	D	120 kW	1516	32
V70 III (135) 2.5 T FlexiFuel	B 5254 T11	04.09 - 12.11	2521	B/E	170 kW	1518	42
V70 III (135) 2.5 T FlexiFuel	B 5254 T8	05.08 - 12.09	2521	B/E	147 kW	1518	42
V70 III (135) 2.5 T	B 5254 T10	04.09 - 12.12	2521	B	170 kW	1520	51
V70 III (135) 2.5 T	B 5254 T6	08.07 - 12.09	2521	B	147 kW	1520	54
V70 III (135) 3.2 AWD	B 6324 S	04.07 - 04.11	3192	B	175 kW	1521	58
V70 III (135) 3.2	B 6324 S	08.07 - 12.10	3192	B	175 kW	1521	58
V70 III (135) D2	D 4204 T20	03.15 - 04.16	1969	D	88 kW	1517	35
V70 III (135) D3 / D4	D 5204 T2	03.10 - 12.15	1984	D	120 kW	1516	32
V70 III (135) D3 / D4	D 5204 T3	03.10 - 12.15	1984	D	120 kW	1516	32
V70 III (135) D3	D 4204 T9	03.15 - 04.16	1969	D	110 kW	1517	35
V70 III (135) D3	D 5204 T7	10.07 - 12.15	1984	D	100 kW	1516	32
V70 III (135) D4 AWD	D 5244 T12	10.13 - 04.16	2400	D	133 kW	1517	33
V70 III (135) D4 AWD	D 5244 T17	10.07 - 12.15	2400	D	120 kW	1516	32
V70 III (135) D4	D 4204 T5	10.13 - 04.16	1969	D	133 kW	1517	35
V70 III (135) D5 AWD	D 5244 T10	12.09 - 12.11	2400	D	151 kW	1516	32
V70 III (135) D5 AWD	D 5244 T11	04.11 - 12.15	2400	D	158 kW	1516	32
V70 III (135) D5 AWD	D 5244 T15	04.11 - 12.15	2400	D	158 kW	1516	32
V70 III (135) D5 AWD	D 5244 T15	03.11 - 04.16	2400	D	169 kW	1516	32
V70 III (135) D5 AWD	D 5244 T4	04.07 - 12.09	2400	D	136 kW	1516	32
V70 III (135) D5	D 5244 T10	10.08 - 12.11	2400	D	151 kW	1516	32
V70 III (135) D5	D 5244 T11	04.11 - 12.15	2400	D	158 kW	1516	32
V70 III (135) D5	D 5244 T15	04.11 - 12.15	2400	D	158 kW	1516	32
V70 III (135) D5	D 5244 T4	04.07 - 12.09	2400	D	136 kW	1516	32
V70 III (135) T4F	B 4164 T2	01.11 - 12.15	1596	B/E	132 kW	1514	14
V70 III (135) T4	B 4204 T19	03.15 - 04.16	1969	B	140 kW	1517	35
V70 III (135) T5	B 4204 T11	10.13 - 04.16	1969	B	180 kW	1517	35
V70 III (135) T5	B 4204 T7	01.10 - 12.14	1999	B	177 kW	1522	62
V70 III (135) T6 AWD	B 6304 T2	08.07 - 12.10	2953	B	210 kW	1517	36
V70 III Kasten/Kombi (135) 2.0 D3 DRIVE	D 5204 T7	09.13 - 12.15	1984	D	100 kW	1516	32
V70 III Kasten/Kombi (135) 2.4 D4 AWD	D 5244 T17	09.13 - 12.15	2400	D	120 kW	1516	32
V70 III Kasten/Kombi (135) 2.4 D5	D 5244 T11	09.13 - 12.15	2400	D	158 kW	1516	32
V70 III Kasten/Kombi (135) 2.4 D5	D 5244 T15	09.13 - 12.15	2400	D	158 kW	1516	32

















							
V90 I Kombi (965) 2.9	B 6304 S2	01.97 - 12.98	2922	B	132 kW	1521	57
V90 I Kombi (965) 2.9	B 6304 S2	09.97 - 12.98	2922	B	135 kW	1521	57
V90 II Cross Country (236) B6 Mild-Hybrid AWD	B 4204 T29	03.20	1969	B/E	220 kW	1517	35
V90 II Cross Country (236) D4 AWD	D 4204 T14	10.16	1969	D	140 kW	1517	35
V90 II Cross Country (236) D4 AWD	D 4204 T7	09.18	1969	D	120 kW	1517	35
V90 II Cross Country (236) D5 AWD	D 4204 T23	10.16	1969	D	173 kW	1517	35
V90 II Cross Country (236) D5 Polestar AWD	D 4204 T23	10.16	1969	D	176 kW	1517	35
V90 II Cross Country (236) Polestar AWD	D 4204 T14	10.16	1969	D	147 kW	1517	35
V90 II Cross Country (236) T5 AWD	B 4204 T23	03.16 - 07.20	1969	B	187 kW	1517	35
V90 II Cross Country (236) T5 AWD	B 4204 T23	03.16	1969	B	183 kW	1517	35
V90 II Cross Country (236) T5 AWD	B 4204 T26	10.17	1969	B	184 kW	1517	35
V90 II Cross Country (236) T5 Drive-E Polestar AWD	B 4204 T23	10.16 - 12.18	1969	B	192 kW	1517	35
V90 II Cross Country (236) T5 Polestar AWD	B 4204 T26	10.17	1969	B	186 kW	1517	35
V90 II Cross Country (236) T6 AWD	B 4204 T27	10.16	1969	B	235 kW	1517	35
V90 II Cross Country (236) T6 AWD	B 4204 T29	10.17	1969	B	228 kW	1517	35
V90 II Cross Country (236) T6 Polestar AWD	B 4204 T27	10.16 - 12.17	1969	B	246 kW	1517	35
V90 II Cross Country (236) T6 Polestar AWD	B 4204 T29	10.17	1969	B	240 kW	1517	35
V90 II Kombi (235) D3 AWD	D 4204 T4	03.16	1969	D	110 kW	1517	35
V90 II Kombi (235) D3 AWD	D 4204 T9	03.16	1969	D	110 kW	1517	35
V90 II Kombi (235) D3	D 4204 T16	03.16 - 08.18	1969	D	110 kW	1517	35
V90 II Kombi (235) D3	D 4204 T9	03.16 - 08.18	1969	D	110 kW	1517	35
V90 II Kombi (235) D4 AWD	D 4204 T14	03.16	1969	D	140 kW	1517	35
V90 II Kombi (235) D4 Polestar	D 4204 T14	10.16	1969	D	147 kW	1517	35
V90 II Kombi (235) D4	D 4204 T14	03.16	1969	D	140 kW	1517	35
V90 II Kombi (235) D4	D 4204 T7	09.18	1969	D	120 kW	1517	35
V90 II Kombi (235) D5 AWD	D 4204 T23	03.16	1969	D	173 kW	1517	35
V90 II Kombi (235) D5 Polestar AWD	D 4204 T23	10.16	1969	D	176 kW	1517	35
V90 II Kombi (235) Polestar AWD	D 4204 T14	10.16	1969	D	147 kW	1517	35
V90 II Kombi (235) T4 Polestar	B 4204 T31	06.19	1969	B	155 kW	1517	35
V90 II Kombi (235) T4	B 4204 T31	10.17	1969	B	140 kW	1517	35
V90 II Kombi (235) T5 Drive-E Polestar AWD	B 4204 T23	03.16	1969	B	192 kW	1517	35
V90 II Kombi (235) T5 Polestar	B 4204 T26	06.19	1969	B	186 kW	1517	35
V90 II Kombi (235) T5	B 4204 T23	03.16	1969	B	187 kW	1517	35
V90 II Kombi (235) T5	B 4204 T23	10.17	1969	B	184 kW	1517	35
V90 II Kombi (235) T5	B 4204 T26	10.17	1969	B	184 kW	1517	35
V90 II Kombi (235) T6 AWD	B 4204 T27	03.16	1969	B	235 kW	1517	35
V90 II Kombi (235) T6 AWD	B 4204 T29	10.17	1969	B	228 kW	1517	35
V90 II Kombi (235) T6 Plug-in-Hybrid AWD	B 4204 T46	06.20	1969	E	250 kW	1517	35
V90 II Kombi (235) T6 Plug-in-Hybrid AWD	B 4204 T52	06.20	1969	E	250 kW	1517	35
V90 II Kombi (235) T6 Polestar AWD	B 4204 T29	10.17	1969	B	240 kW	1517	35
V90 II Kombi (235) T8 Hybrid AWD	B 4204 T34	04.18	1969	B/E	287 kW	1517	35
V90 II Kombi (235) T8 Plug-in Hybrid AWD	B 4204 T56	05.22	1969	B	107 kW	1517	35
V90 II Kombi (235) T8 Plug-in Hybrid Polestar AWD	B 4204 T34	05.18	1969	B	233 kW	1517	35
V90 II Kombi (235) T8 Plug-in Hybrid Polestar AWD	B 4204 T35	03.16	1969	B	246 kW	1517	35
V90 II Kombi (235) T8 Plug-in-Hybrid AWD	B 4204 T34	06.20	1969	E	287 kW	1517	35
V90 II Kombi (235) T8 Plug-in-Hybrid AWD	B 4204 T35	03.16 - 12.18	1969	B/E	299 kW	1517	35
XC40 (536) D3 AWD	D 4204 T16	09.18 - 09.21	1969	D	110 kW	1517	35
XC40 (536) D3 AWD	D 4204 T9	09.18 - 09.21	1969	D	110 kW	1517	35
XC40 (536) D3 Polestar AWD	D 4204 T16	12.19	1969	D	118 kW	1517	35
XC40 (536) D3 Polestar	D 4204 T16	12.19	1969	D	118 kW	1517	35
XC40 (536) D3	D 4204 T16	09.18 - 09.21	1969	D	110 kW	1517	35
XC40 (536) D4 AWD	D 4204 T12	10.17 - 09.21	1969	D	140 kW	1517	35
XC40 (536) D4 Polestar AWD	D 4204 T12	01.19 - 09.21	1969	D	147 kW	1517	35
XC40 (536) T4 AWD	B 4204 T31	08.18	1969	B	140 kW	1517	35
XC40 (536) T4 AWD	B 4204 T47	08.18	1969	B	140 kW	1517	35
XC40 (536) T4	B 4204 T31	09.18	1969	B	140 kW	1517	35
XC40 (536) T4	B 4204 T47	09.18	1969	B	140 kW	1517	35
XC40 (536) T5 AWD	B 4204 T14	10.17 - 09.21	1969	B	182 kW	1517	35
XC40 (536) T5 AWD	B 4204 T14	10.17	1969	B	184 kW	1517	35
XC40 (536) T5 AWD	B 4204 T14	01.18	1969	B	185 kW	1517	35
XC40 (536) T5 AWD	B 4204 T18	10.17	1969	B	184 kW	1517	35
XC40 (536) T5 AWD	B 4204 T18	01.18	1969	B	185 kW	1517	35

			<b>ccm</b>		<b>kw</b>		<b>1</b>	<b>POS</b>
XC40 (536) T5 Polestar AWD	B 4204 T20	10.17 - 09.19	1969	B	183 kW	1517	35	
XC60 I SUV (156) 2.0 T5 Flexfuel	B 4204 T15	09.14 - 02.17	1969	B/E	162 kW	1517	35	
XC60 I SUV (156) 2.0 T	B 4204 T6	12.09 - 12.12	1999	B	149 kW	1522	62	
XC60 I SUV (156) 2.4 D / D3 / D4 AWD	D 5244 T16	05.08 - 07.17	2400	D	120 kW	1516	32	
XC60 I SUV (156) 2.4 D / D3 / D4 AWD	D 5244 T17	05.08 - 07.17	2400	D	120 kW	1516	32	
XC60 I SUV (156) 2.4 D / D3 / D4 AWD	D 5244 T5	05.08 - 07.17	2400	D	120 kW	1516	32	
XC60 I SUV (156) 2.4 D	D 5244 T14	04.09 - 12.10	2400	D	129 kW	1516	32	
XC60 I SUV (156) 3.2 AWD	B 6324 S	07.09 - 12.11	3192	B	175 kW	1521	58	
XC60 I SUV (156) 3.2	B 6324 S	09.09 - 12.10	3192	B	175 kW	1521	58	
XC60 I SUV (156) 3.2	B 6324 S	09.09 - 12.10	3192	B	168 kW	1521	58	
XC60 I SUV (156) D3 / D4	D 5204 T2	03.10 - 07.17	1984	D	120 kW	1516	32	
XC60 I SUV (156) D3 / D4	D 5204 T3	03.10 - 07.17	1984	D	120 kW	1516	32	
XC60 I SUV (156) D3	D 4204 T4	03.15 - 04.17	1969	D	110 kW	1517	35	
XC60 I SUV (156) D3	D 5204 T7	04.12 - 12.15	1984	D	100 kW	1516	32	
XC60 I SUV (156) D4 AWD	D 5244 T12	10.13 - 12.15	2400	D	133 kW	1517	33	
XC60 I SUV (156) D4 AWD	D 5244 T21	03.15 - 02.17	2400	D	140 kW	1517	33	
XC60 I SUV (156) D4	D 4204 T14	03.15 - 02.17	1969	D	140 kW	1517	35	
XC60 I SUV (156) D4	D 4204 T5	10.13 - 07.17	1969	D	133 kW	1517	35	
XC60 I SUV (156) D5 AWD	D 5244 T10	07.09 - 08.13	2400	D	151 kW	1516	32	
XC60 I SUV (156) D5 AWD	D 5244 T11	04.11 - 07.17	2400	D	158 kW	1516	32	
XC60 I SUV (156) D5 AWD	D 5244 T15	04.11 - 07.17	2400	D	158 kW	1516	32	
XC60 I SUV (156) D5 AWD	D 5244 T20	03.15 - 02.17	2400	D	162 kW	1517	33	
XC60 I SUV (156) D5 AWD	D 5244 T22	03.15 - 02.17	2400	D	162 kW	1517	33	
XC60 I SUV (156) D5 AWD	D 5244 T23	04.14 - 12.15	2400	D	169 kW	1517	33	
XC60 I SUV (156) D5 AWD	D 5244 T4	05.08 - 12.09	2400	D	136 kW	1516	32	
XC60 I SUV (156) D5	D 5244 T11	06.11 - 02.17	2400	D	158 kW	1516	32	
XC60 I SUV (156) D5	D 5244 T15	06.11 - 02.17	2400	D	158 kW	1516	32	
XC60 I SUV (156) T5 AWD	B 4204 T11	09.15 - 02.17	1969	B	180 kW	1517	35	
XC60 I SUV (156) T5 AWD	B 5254 T12	04.14 - 02.17	2497	B	187 kW	1520	51	
XC60 I SUV (156) T5 AWD	B 5254 T12	04.14 - 02.17	2497	B	183 kW	1520	51	
XC60 I SUV (156) T5	B 4204 T11	09.13 - 12.17	1969	B	180 kW	1517	35	
XC60 I SUV (156) T5	B 4204 T41	09.13 - 12.17	1969	B	180 kW	1517	35	
XC60 I SUV (156) T5	B 4204 T7	08.10 - 02.17	1999	B	177 kW	1522	62	
XC60 I SUV (156) T6 AWD	B 4204 T9	10.13 - 12.17	1969	B	225 kW	1517	35	
XC60 I SUV (156) T6 AWD	B 6304 T2	05.08 - 12.10	2953	B	210 kW	1517	36	
XC60 I SUV (156) T6	B 4204 T9	10.13 - 12.17	1969	B	225 kW	1517	35	
XC60 I VAN (156) D3	D 5204 T7	09.13 - 12.15	1984	D	100 kW	1516	32	
XC60 I VAN (156) D4 AWD	D 5244 T17	09.13 - 02.17	2400	D	120 kW	1516	32	
XC60 I VAN (156) D4	D 5204 T3	09.13 - 07.17	1984	D	120 kW	1516	32	
XC60 I VAN (156) D5 AWD	D 5244 T11	09.13 - 02.17	2400	D	158 kW	1516	32	
XC60 I VAN (156) D5 AWD	D 5244 T15	09.13 - 02.17	2400	D	158 kW	1516	32	
XC60 II (246) B4 Plug-In Hybrid AWD	B 4204 T46	01.21	1969	E	65 kW	1517	35	
XC60 II (246) B4 Plug-In Hybrid	B 4204 T46	01.21	1969	B/E	186 kW	1517	35	
XC60 II (246) B5 Mild-Hybrid AWD	B 4204 T26	01.20	1969	B	184 kW	1517	35	
XC60 II (246) B5 Mild-Hybrid	B 4204 T26	01.20	1969	B	184 kW	1517	35	
XC60 II (246) D3	D 4204 T4	03.17	1969	D	110 kW	1517	35	
XC60 II (246) D4 AWD	D 4204 T14	03.17	1969	D	140 kW	1517	35	
XC60 II (246) D4 Polestar AWD	D 4204 T14	01.19	1969	D	147 kW	1517	35	
XC60 II (246) D4 Polestar	D 4204 T14	05.20	1969	D	147 kW	1517	35	
XC60 II (246) D4	D 4204 T14	03.17	1969	D	140 kW	1517	35	
XC60 II (246) D4	D 4204 T7	12.18	1969	D	120 kW	1517	35	
XC60 II (246) D5 AWD	D 4204 T23	03.17	1969	D	173 kW	1517	35	
XC60 II (246) D5 Polestar AWD	D 4204 T23	10.18	1969	D	177 kW	1517	35	
XC60 II (246) T4	B 4204 T31	09.18	1969	B	140 kW	1517	35	
XC60 II (246) T5 AWD	B 4204 T20	10.17	1969	B	183 kW	1517	35	
XC60 II (246) T5 AWD	B 4204 T23	03.17 - 12.18	1969	B	187 kW	1517	35	
XC60 II (246) T5 AWD	B 4204 T26	10.17	1969	B	184 kW	1517	35	
XC60 II (246) T5 Polestar AWD	B 4204 T23	03.17 - 12.18	1969	B	192 kW	1517	35	
XC60 II (246) T5	B 4204 T23	03.17	1969	B	187 kW	1517	35	
XC60 II (246) T5	B 4204 T26	10.17	1969	B	184 kW	1517	35	
XC60 II (246) T6 AWD	B 4204 T27	03.17	1969	B	235 kW	1517	35	
XC60 II (246) T6 AWD	B 4204 T29	10.17	1969	B	228 kW	1517	35	











						<b>1</b> POS	
XC60 II (246) T6 Plug-In Hybrid AWD	B 4204 T45	04.21	1969	B	250 kW	1517	35
XC60 II (246) T6 Plug-In Hybrid AWD	B 4204 T46	04.21	1969	B	250 kW	1517	35
XC60 II (246) T6 Plug-In Hybrid AWD	B 4204 T52	04.21	1969	B	250 kW	1517	35
XC60 II (246) T6 Polestar AWD	B 4204 T27	03.17	1969	B	246 kW	1517	35
XC60 II (246) T8 Hybrid AWD	B 4204 T34	02.18	1969	B	223 kW	1517	35
XC60 II (246) T8 Hybrid AWD	B 4204 T35	03.17	1969	E	299 kW	1517	35
XC60 II (246) T8 Hybrid AWD	B 4204 T35	03.17	1969	B	246 kW	1517	35
XC60 II (246) T8 Hybrid AWD	B 4204 T56	01.22	1969	B	335 kW	1517	35
XC60 II (246) T8 Hybrid AWD	B 4204 T57	09.17	1969	B/E	233 kW	1517	35
XC60 II (246) T8 Hybrid Polestar AWD	B 4204 T34	01.19	1969	B/E	298 kW	1517	35
XC60 II (246) T8 Hybrid Polestar AWD	B 4204 T48	01.19	1969	B/E	298 kW	1517	35
XC60 II (246) T8 Hybrid Polestar AWD	B 4204 T49	05.21	1969	B/E	246 kW	1517	35
XC70 I Cross Country (295) 2.4 T XC AWD	B 5244 T3	03.00 - 09.02	2435	B	147 kW	1519	48
XC70 I Cross Country (295) 2.4 T XC AWD	B 5254 T	11.97 - 09.02	2435	B	142 kW	1518	39
XC70 I Cross Country (295) 2.5 T XC AWD	B 5254 T2	06.02 - 10.07	2521	B	154 kW	1520	52
XC70 I Cross Country (295) 2.5 T XC AWD	B 5254 T2	08.02 - 07.07	2521	B	162 kW	1520	52
XC70 I Cross Country (295) D5 AWD	D 5244 T4	12.05 - 08.07	2400	D	136 kW	1516	32
XC70 I Cross Country (295) D5 XC AWD	D 5244 T	08.98 - 08.07	2401	D	120 kW	1516	32
XC70 I Cross Country (295) T5 AWD	B 5204 T3	10.97 - 03.99	1984	B	166 kW	1515	23
XC70 II (136) 2.4 D / D4 AWD	D 5244 T16	08.07 - 04.16	2400	D	120 kW	1516	32
XC70 II (136) 2.4 D / D4 AWD	D 5244 T17	08.07 - 04.16	2400	D	120 kW	1516	32
XC70 II (136) 2.4 D / D4 AWD	D 5244 T5	08.07 - 04.16	2400	D	120 kW	1516	32
XC70 II (136) 2.4 D	D 5244 T14	06.09 - 12.10	2400	D	129 kW	1516	32
XC70 II (136) 3.2 AWD	B 6324 S	08.07 - 11.12	3192	B	175 kW	1521	58
XC70 II (136) D3	D 5204 T2	04.10 - 12.15	1984	D	120 kW	1516	32
XC70 II (136) D3	D 5204 T3	04.10 - 12.15	1984	D	120 kW	1516	32
XC70 II (136) D4 AWD	D 5244 T12	10.13 - 04.16	2400	D	133 kW	1517	33
XC70 II (136) D4	D 4204 T5	10.13 - 04.16	1969	D	133 kW	1517	35
XC70 II (136) D5 AWD	D 5244 T10	04.09 - 12.11	2400	D	151 kW	1516	32
XC70 II (136) D5 AWD	D 5244 T11	04.11 - 12.15	2400	D	158 kW	1516	32
XC70 II (136) D5 AWD	D 5244 T15	04.11 - 12.15	2400	D	158 kW	1516	32
XC70 II (136) D5 AWD	D 5244 T15	11.13 - 04.16	2400	D	169 kW	1516	32
XC70 II (136) D5 AWD	D 5244 T20	03.15 - 04.16	2400	D	162 kW	1517	33
XC70 II (136) D5 AWD	D 5244 T4	04.07 - 12.09	2400	D	136 kW	1516	32
XC70 II (136) T5 AWD	B 5254 T12	08.15 - 12.16	2497	B	187 kW	1520	51
XC70 II (136) T5	B 4204 T11	10.13 - 12.16	1969	B	180 kW	1517	35
XC70 II (136) T6 AWD	B 5254 T14	03.15 - 12.16	2497	B	183 kW	1520	51
XC70 II (136) T6 AWD	B 6304 T2	01.08 - 12.16	2953	B	210 kW	1517	36
XC70 II VAN (136) 2.0 D4	D 5204 T3	09.13 - 12.16	1984	D	120 kW	1516	32
XC70 II VAN (136) 2.4 D4 AWD	D 5244 T17	09.13 - 04.16	2400	D	120 kW	1516	32
XC70 II VAN (136) 2.4 D5 AWD	D 5244 T15	09.13 - 12.16	2400	D	158 kW	1516	32
XC90 I (275) 2.5 AWD	B 5254 T2	06.02 - 12.14	2521	B	153 kW	1520	52
XC90 I (275) 2.5 T AWD	B 5254 T2	10.02 - 09.14	2521	B	154 kW	1520	52
XC90 I (275) 2.5 T AWD	B 5254 T9	10.12 - 09.14	2497	B	154 kW	1518	42
XC90 I (275) 2.5	B 5254 T2	01.03 - 12.06	2521	B	153 kW	1520	52
XC90 I (275) 3.2 AWD	B 6324 S	03.06 - 09.14	3192	B	175 kW	1521	58
XC90 I (275) 3.2	B 6324 S	09.11 - 09.14	3192	B	175 kW	1521	58
XC90 I (275) D3 / D5	D 5244 T5	04.09 - 12.14	2400	D	120 kW	1516	32
XC90 I (275) D5 AWD	D 5244 T18	01.11 - 12.14	2400	D	147 kW	1516	32
XC90 I (275) D5 AWD	D 5244 T18	11.13 - 09.14	2400	D	155 kW	1516	32
XC90 I (275) D5 AWD	D 5244 T4	04.05 - 12.10	2400	D	136 kW	1516	32
XC90 I (275) D5 AWD	D 5244 T5	10.02 - 09.14	2400	D	120 kW	1516	32
XC90 I (275) D5 AWD	D 5244 T5	10.07 - 12.10	2400	D	120 kW	1516	32
XC90 I (275) D5 AWD	D 5244 T	10.02 - 09.14	2401	D	120 kW	1516	32
XC90 I (275) T6 AWD	B 6294 T	10.02 - 12.06	2922	B	200 kW	1520	53
XC90 I VAN (275) 2.4 D4	D 5244 T5	09.13 - 12.14	2400	D	120 kW	1516	32
XC90 I VAN (275) 2.4 D5 AWD	D 5244 T18	09.13 - 12.14	2400	D	147 kW	1516	32
XC90 II (256) 2.0 T8 Plug-in Hybrid AWD	B 4204 T56	08.22	1969	B/E	107 kW	1517	35
XC90 II (256) B5 Mild-Hybrid AWD	B 4204 T26	01.20	1969	B	184 kW	1517	35
XC90 II (256) D4 AWD	D 4204 T14	10.15 - 12.18	1969	D	140 kW	1517	35
XC90 II (256) D4 AWD	D 4204 T6	10.15 - 12.18	1969	D	140 kW	1517	35
XC90 II (256) D4	D 4204 T14	06.15 - 12.18	1969	D	140 kW	1517	35

	 ENGINE	 00000	ccm		kW		 1 POS
XC90 II (256) D5 AWD	D 4204 T11	09.14 - 12.16	1969	D	165 kW	1517	35
XC90 II (256) D5 AWD	D 4204 T23	03.16 - 12.19	1969	D	173 kW	1517	35
XC90 II (256) D5 DRIVE Polestar AWD	D 4204 T23	03.16	1969	D	176 kW	1517	35
XC90 II (256) D5 Polestar AWD	D 4204 T23	10.18	1969	D	177 kW	1517	35
XC90 II (256) T5 AWD	B 4204 T23	06.15 - 12.20	1969	B	187 kW	1517	35
XC90 II (256) T5 AWD	B 4204 T23	02.16 - 12.18	1969	B	183 kW	1517	35
XC90 II (256) T5 AWD	B 4204 T26	10.17	1969	B	184 kW	1517	35
XC90 II (256) T5 Drive-E Polestar AWD	B 4204 T23	10.17	1969	B	192 kW	1517	35
XC90 II (256) T5 Drive-E Polestar AWD	B 4204 T26	10.17	1969	B	176 kW	1517	35
XC90 II (256) T5	B 4204 T23	01.16 - 12.16	1969	B	187 kW	1517	35
XC90 II (256) T6 AWD	B 4204 T27	04.15 - 12.20	1969	B	235 kW	1517	35
XC90 II (256) T6 AWD	B 4204 T29	10.17	1969	B	228 kW	1517	35
XC90 II (256) T6 Polestar AWD	B 4204 T27	01.17	1969	B	246 kW	1517	35
XC90 II (256) T8 Hybrid AWD	B 4204 T34	06.15	1969	B/E	298 kW	1517	35
XC90 II (256) T8 Hybrid AWD	B 4204 T35	06.15 - 12.21	1969	B	235 kW	1517	35
XC90 II (256) T8 Hybrid AWD	B 4204 T35	06.15	1969	B/E	298 kW	1517	35
XC90 II (256) T8 Hybrid Polestar AWD	B 4204 T34	01.19	1969	B	233 kW	1517	35
XC90 II (256) T8 Plug-in Hybrid AWD	B 4204 T56	03.22	1969	E	335 kW	1517	35
XC90 II (256) T8 Plug-in Hybrid Polestar AWD	B 4204 T35	06.15	1969	B	246 kW	1517	35
XC90 II (256) T8 Twin Engine AWD	B 4204 T34	06.19	1969	B/E	287 kW	1517	35











ENGINE			ccm	kW			1 POS	ENGINE			ccm	kW			1 POS
B 10 E	70,000	4	1108	33 - 35 kW	B	1512	1	B 28 A	91,000	6	2849	95 - 97 kW	B	1523	71
B 130	73,000	4	1289	42 kW	B	1512	3	B 28 E	91,000	6	2849	114 - 125 kW	B	1523	71
B 13	73,000	4	1289	49 kW	B	1512	2	B 28 F	91,000	6	2849	114 kW	B	1523	71
B 14 OE	76,000	4	1397	51 kW	B	1512	6	B 30 A	88,900	6	2978	92 - 96 kW	B	1522	66
B 14.3 E	76,000	4	1397	46 - 53 kW	B	1512	7	B 30 E	88,900	6	2978	118 kW	B	1522	66
B 14.4 S	76,000	4	1397	50 - 53 kW	B	1512	7	B 30 F	88,900	6	2978	106 - 108 kW	B	1522	66
B 17 2 K	81,000	4	1721	59 kW	B	1514	19	B 30	88,900	6	2978	92 kW	B	1522	67
B 17 A	84,140	4	1784	66 kW	B	1521	59	B 4154 T2	82,000	4	1498	112 kW	B	1517	35
B 18 EP	81,000	4	1721	75 - 80 kW	B	1514	20	B 4154 T3	82,000	4	1498	90 kW	B	1517	35
B 18 E	81,000	4	1721	78 - 80 kW	B	1514	21	B 4154 T4	82,000	4	1498	112 kW	B	1517	35
B 18 FT	81,000	4	1721	88 - 90 kW	B	1514	20	B 4154 T5	82,000	4	1498	90 kW	B	1517	35
B 18 F	81,000	4	1721	70 - 75 kW	B	1514	21	B 4154 T6	82,000	4	1498	90 kW	B	1517	35
B 18 U	82,700	4	1794	66 kW	B	1517	37	B 4164 S2	81,000	4	1587	80 kW	B	1515	23
B 19 A	88,900	4	1986	60 - 71 kW	B	1522	64	B 4164 S3	79,000	4	1596	74 kW	B	1513	13
B 19 ET	88,900	4	1986	100 - 110 kW	B	1522	64	B 4164 S	81,000	4	1587	77 kW	B	1515	22
B 19 E	88,900	4	1986	74 - 86 kW	B	1522	64	B 4164 T2	79,000	4	1596	132 kW	B	1514	14
B 19 K	88,900	4	1986	71 - 74 kW	B	1522	65	B 4164 T4	79,000	4	1596	88 kW	B	1514	14
B 20 A	88,900	4	1986	60 - 103 kW	B	1522	66	B 4184 S2	83,000	4	1783	85 - 90 kW	B	1518	40
B 20 B	88,900	4	1986	73 - 74 kW	B	1522	66	B 4184 S3	83,000	4	1731	85 kW	B	1518	39
B 20 D	88,900	4	1986	70 kW	B	1522	67	B 4184 S8	83,000	4	1798	92 kW	B	1518	41
B 20 E	88,900	4	1986	88 - 91 kW	B	1522	66	B 4184 S9	83,000	4	1783	88 - 90 kW	B/G	1518	39
B 20 F	82,700	4	1998	80 - 88 kW	B	1517	38	B 4184 SJ	81,000	4	1834	90 kW	B	1515	22
B 200 EA	88,900	4	1986	81 - 82 kW	B	1522	64	B 4184 SM	81,000	4	1834	92 kW	B	1515	22
B 200 ET	88,900	4	1986	115 - 121 kW	B	1522	64	B 4184 S	83,000	4	1731	85 kW	B	1518	39
B 200 E	88,900	4	1986	82 - 89 kW	B	1522	64	B 4194 T2	81,000	4	1855	147 kW	B	1515	23
B 200 FT	88,900	4	1986	105 - 114 kW	B	1522	64	B 4194 T	81,000	4	1855	147 kW	B	1515	23
B 200 F	88,900	4	1986	80 - 82 kW	B	1522	64	B 4204 S2	83,000	4	1948	100 kW	B	1518	39
B 200 GT	88,900	4	1986	139 kW	B	1522	67	B 4204 S4	87,500	4	1999	107 kW	B	1522	61
B 200 G	88,900	4	1986	80 - 89 kW	B	1522	66	B 4204 S	83,000	4	1948	100 - 103 kW	B	1518	39
B 200 KE	88,900	4	1986	84 - 86 kW	B	1522	64	B 4204 T11	82,000	4	1969	180 - 186 kW	B	1517	35
B 200 K	88,900	4	1986	70 - 77 kW	B	1522	64	B 4204 T14	82,000	4	1969	182 - 185 kW	B	1517	35
B 204 E	88,900	4	1986	100 - 103 kW	B	1523	68	B 4204 T15	82,000	4	1969	162 kW	B	1517	35
B 204 FTE	88,900	4	1986	147 kW	B	1523	70	B 4204 T17	82,000	4	1969	90 kW	B	1517	35
B 204 FT	88,900	4	1986	102 - 140 kW	B	1523	69	B 4204 T18	82,000	4	1969	184 - 185 kW	B	1517	35
B 204 GT	88,900	4	1986	136 kW	B	1523	70	B 4204 T19	82,000	4	1969	140 kW	B	1517	35
B 21 A	92,000	4	2127	71 - 80 kW	B	1523	72	B 4204 T20	82,000	4	1969	183 kW	B	1517	35
B 21 ET	92,000	4	2127	114 - 115 kW	B	1523	72	B 4204 T21	82,000	4	1969	140 kW	B	1517	35
B 21 E	92,000	4	2127	86 - 91 kW	B	1523	72	B 4204 T23	82,000	4	1969	183 - 192 kW	B	1517	35
B 21 FT	92,000	4	2127	121 kW	B	1523	72	B 4204 T26	82,000	4	1969	176 - 186 kW	B	1517	35
B 21 F	92,000	4	2127	80 kW	B	1523	72	B 4204 T27	82,000	4	1969	235 - 246 kW	B	1517	35
B 23 A	96,000	4	2316	78 - 84 kW	B	1524	75	B 4204 T29	82,000	4	1969	220 - 240 kW	B	1517	35
B 23 ET	96,000	4	2316	127 kW	B	1524	75	B 4204 T2	83,000	4	1948	118 - 184 kW	B	1518	39
B 23 E	96,000	4	2316	91 - 103 kW	B	1524	75	B 4204 T31	82,000	4	1969	140 - 155 kW	B	1517	35
B 23 FT	96,000	4	2316	97 - 119 kW	B	1524	75	B 4204 T33	82,000	4	1969	112 kW	B	1517	35
B 23 F	96,000	4	2316	83 - 100 kW	B	1524	75	B 4204 T34	82,000	4	1969	223 - 287 kW	B	1517	35
B 230 A	96,000	4	2316	81 - 86 kW	B	1524	75	B 4204 T35	82,000	4	1969	223 - 246 kW	B	1517	35
B 230 ET	96,000	4	2316	130 - 134 kW	B	1524	75	B 4204 T37	82,000	4	1969	112 kW	B	1517	35
B 230 E	96,000	4	2316	89 - 98 kW	B	1524	75	B 4204 T38	82,000	4	1969	90 kW	B	1517	35
B 230 FB	96,000	4	2316	96 - 118 kW	B	1524	75	B 4204 T3	83,000	4	1948	120 - 123 kW	B	1518	39
B 230 FD	96,000	4	2316	85 - 96 kW	B	1524	75	B 4204 T41	82,000	4	1969	180 kW	B	1517	35
B 230 FK	96,000	4	2316	99 kW	B	1524	75	B 4204 T43	82,000	4	1969	270 kW	B	1517	35
B 230 FT+	96,000	4	2316	140 kW	B	1524	75	B 4204 T44	82,000	4	1969	140 kW	B	1517	35
B 230 FT	96,000	4	2316	115 - 151 kW	B	1524	75	B 4204 T45	82,000	4	1969	186 kW	B	1517	35
B 230 F	96,000	4	2316	81 - 100 kW	B	1524	75	B 4204 T46	82,000	4	1969	186 kW	B	1517	35
B 230 GK	96,000	4	2316	104 - 113 kW	B	1524	75	B 4204 T47	82,000	4	1969	140 kW	B	1517	35
B 230 GT	96,000	4	2316	121 - 125 kW	B	1524	75	B 4204 T48	82,000	4	1969	233 - 245 kW	B	1517	35
B 230 G	96,000	4	2316	90 - 96 kW	B	1524	75	B 4204 T49	82,000	4	1969	246 - 246 kW	B	1517	35
B 230 K	96,000	4	2316	80 - 86 kW	B	1524	75	B 4204 T4	83,000	4	1948	127 kW	B	1518	42
B 234 F	96,000	4	2316	111 - 117 kW	B	1524	76	B 4204 T52	82,000	4	1969	186 kW	B	1517	35
B 234 G	96,000	4	2316	114 kW	B	1524	77	B 4204 T53	82,000	4	1969	233 kW	B	1517	35
B 27 E	88,000	6	2664	103 - 109 kW	B	1522	63	B 4204 T56	82,000	4	1969	228 kW	B	1517	35
B 27 F	88,000	6	2664	109 kW	B	1522	63	B 4204 T57	82,000	4	1969	233 kW	B	1517	35



ENGINE			ccm	kW			1 POS	ENGINE			ccm	kW			1 POS
B 4204 T5	83,000	4	1948	147 kW	B	1518	43	B 6304 S	83,000	6	2922	150 kW	B	1520	50
B 4204 T6	87,500	4	1999	149 kW	B	1522	62	B 6304 T2	82,000	6	2953	210 kW	B	1517	36
B 4204 T7	87,500	4	1999	176 - 180 kW	B	1522	62	B 6324 S	84,000	6	3192	168 - 177 kW	B	1521	58
B 4204 T9	82,000	4	1969	225 kW	B	1517	35	D 100 A	120,650	6	9600	122 - 147 kW	D	1529	109
B 4204 T	83,000	4	1948	118 - 119 kW	B	1518	39	D 100 B	120,650	6	9600	147 kW	D	1529	109
B 5202 S	81,000	5	1984	93 kW	B	1515	24	D 16A	144,000	6	16123	346 - 382 kW	D	1537	146
B 5204 F	81,000	5	1984	105 kW	B	1515	25	D 16	78,000	4	1596	40 kW	D	1513	12
B 5204 S	81,000	5	1984	93 - 105 kW	B	1515	22	D 19 T	80,000	4	1870	66 kW	D	1514	16
B 5204 T2	81,000	5	1984	132 kW	B	1515	22	D 20	76,500	5	1985	50 kW	D	1513	8
B 5204 T3	81,000	5	1984	166 kW	B	1515	23	D 24 TIC	76,500	6	2383	85 - 95 kW	D	1513	11
B 5204 T4	81,000	5	1984	120 kW	B	1515	23	D 24 T	76,500	6	2383	79 - 83 kW	D	1513	10
B 5204 T5	81,000	5	1984	132 kW	B	1515	26	D 24	76,500	6	2383	58 - 61 kW	D	1513	9
B 5204 T8	81,000	5	1984	132 kW	B	1515	27	D 39 C	98,430	4	3866	59 kW	D	1524	78
B 5204 T9	81,000	5	1984	154 - 157 kW	B	1515	27	D 4162 T	75,000	4	1560	84 kW	D	1512	4
B 5204 T	81,000	5	1984	155 kW	B	1515	22	D 4164 T	75,000	4	1560	80 - 81 kW	D	1512	5
B 5234 FT	81,000	5	2319	166 - 170 kW	B	1515	25	D 4192 T2	80,000	4	1870	70 kW	D	1514	18
B 5234 T1	81,000	5	2319	166 kW	B	1515	22	D 4192 T3	80,000	4	1870	85 kW	D	1514	18
B 5234 T2	81,000	5	2319	176 kW	B	1515	22	D 4192 T4	80,000	4	1870	75 kW	D	1514	18
B 5234 T3	81,000	5	2319	147 - 184 kW	B	1516	28	D 4192 T	80,000	4	1870	66 kW	D	1514	17
B 5234 T4	81,000	5	2319	176 - 184 kW	B	1516	29	D 4204 T11	82,000	4	1969	165 - 171 kW	D	1517	35
B 5234 T5	81,000	5	2319	177 - 179 kW	B	1515	22	D 4204 T12	82,000	4	1969	140 - 147 kW	D	1517	35
B 5234 T6	81,000	5	2319	184 kW	B	1515	22	D 4204 T14	82,000	4	1969	140 - 147 kW	D	1517	35
B 5234 T7	81,000	5	2319	195 kW	B	1515	23	D 4204 T16	82,000	4	1969	110 - 118 kW	D	1517	35
B 5234 T8	81,000	5	2319	195 kW	B	1515	23	D 4204 T20	82,000	4	1969	88 kW	D	1517	35
B 5234 T9	81,000	5	2319	180 kW	B	1515	23	D 4204 T23	82,000	4	1969	173 - 177 kW	D	1517	35
B 5244 S2	83,000	5	2435	103 kW	B	1518	39	D 4204 T2	85,000	4	1998	96 - 98 kW	D	1521	60
B 5244 S4	83,000	5	2435	125 kW	B	1519	45	D 4204 T4	82,000	4	1969	110 kW	D	1517	35
B 5244 S5	83,000	5	2435	103 kW	B	1519	44	D 4204 T5	82,000	4	1969	133 kW	D	1517	35
B 5244 SG2	83,000	5	2435	103 kW	B/G	1519	46	D 4204 T6	82,000	4	1969	140 kW	D	1517	35
B 5244 SG	83,000	5	2435	103 kW	B/G	1519	46	D 4204 T7	82,000	4	1969	120 kW	D	1517	35
B 5244 S	83,000	5	2435	125 kW	B	1519	44	D 4204 T8	82,000	4	1969	88 - 145 kW	D	1517	35
B 5244 T2	83,000	5	2435	195 kW	B	1518	42	D 4204 T9	82,000	4	1969	110 kW	D	1517	35
B 5244 T3	83,000	5	2435	147 kW	B	1519	48	D 4204 T	85,000	4	1998	100 kW	D	1521	60
B 5244 T4	83,000	5	2435	132 kW	B	1518	42	D 50 A	95,000	6	5100	79 kW	D	1523	73
B 5244 T5	81,000	5	2401	191 kW	B	1516	30	D 50 B	95,000	6	5100	86 kW	D	1523	73
B 5244 T7	83,000	5	2435	147 kW	B	1520	49	D 5204 T2	81,000	5	1984	120 kW	D	1516	32
B 5244 T	83,000	5	2435	142 kW	B	1519	47	D 5204 T3	81,000	5	1984	120 kW	D	1516	32
B 5254 FS	83,000	5	2435	125 kW	B	1520	50	D 5204 T4	81,000	5	1984	130 kW	D	1516	32
B 5254 S	83,000	5	2435	121 - 125 kW	B	1520	50	D 5204 T5	81,000	5	1984	110 kW	D	1516	32
B 5254 T10	83,000	5	2521	170 kW	B	1520	51	D 5204 T6	81,000	5	1984	110 kW	D	1516	32
B 5254 T11	83,000	5	2521	170 kW	B	1518	42	D 5204 T7	81,000	5	1984	100 kW	D	1516	32
B 5254 T12	83,000	5	2497	183 - 187 kW	B	1520	51	D 5204 T	81,000	5	1984	130 kW	D	1516	32
B 5254 T14	83,000	5	2497	183 kW	B	1520	51	D 5244 T10	81,000	5	2400	151 kW	D	1516	32
B 5254 T2	83,000	5	2521	153 - 162 kW	B	1520	52	D 5244 T11	81,000	5	2400	158 kW	D	1516	32
B 5254 T3	83,000	5	2521	162 kW	B	1520	53	D 5244 T12	81,000	5	2400	133 kW	D	1517	33
B 5254 T4	83,000	5	2521	220 - 224 kW	B	1520	54	D 5244 T13	81,000	5	2400	132 kW	D	1516	32
B 5254 T5	83,000	5	2521	186 kW	B	1518	42	D 5244 T14	81,000	5	2400	129 kW	D	1516	32
B 5254 T6	83,000	5	2521	147 kW	B	1520	54	D 5244 T15	81,000	5	2400	158 - 169 kW	D	1516	32
B 5254 T7	83,000	5	2521	169 - 184 kW	B	1521	55	D 5244 T16	81,000	5	2400	120 kW	D	1516	32
B 5254 T8	83,000	5	2521	147 kW	B	1518	42	D 5244 T17	81,000	5	2400	120 kW	D	1516	32
B 5254 T9	83,000	5	2497	154 kW	B	1518	42	D 5244 T18	81,000	5	2400	147 - 155 kW	D	1516	32
B 5254 T	83,000	5	2435	142 kW	B	1518	39	D 5244 T19	81,000	5	2400	120 kW	D	1516	32
B 6254 F	81,000	6	2473	125 kW	B	1515	22	D 5244 T20	81,000	5	2400	162 kW	D	1517	33
B 6254 G	81,000	6	2473	125 kW	B	1515	22	D 5244 T21	81,000	5	2400	140 - 162 kW	D	1517	33
B 6254 S	81,000	6	2473	125 kW	B	1515	22	D 5244 T22	81,000	5	2400	162 kW	D	1517	33
B 6284 T	81,000	6	2783	200 kW	B	1516	31	D 5244 T23	81,000	5	2400	169 kW	D	1517	33
B 6294 S2	83,000	6	2922	144 kW	B	1520	53	D 5244 T2	81,000	5	2401	96 - 120 kW	D	1516	32
B 6294 S	83,000	6	2922	147 kW	B	1521	56	D 5244 T3	81,000	5	2401	85 kW	D	1516	32
B 6294 T	83,000	6	2922	200 kW	B	1520	53	D 5244 T4	81,000	5	2400	136 kW	D	1516	32
B 6304 F	83,000	6	2922	150 - 152 kW	B	1520	50	D 5244 T5	81,000	5	2400	120 kW	D	1516	32
B 6304 S2	83,000	6	2922	132 - 135 kW	B	1521	57	D 5244 T6	81,000	5	2400	90 kW	D	1516	32
B 6304 S3	83,000	6	2922	150 kW	B	1518	39	D 5244 T7	81,000	5	2400	93 kW	D	1516	32



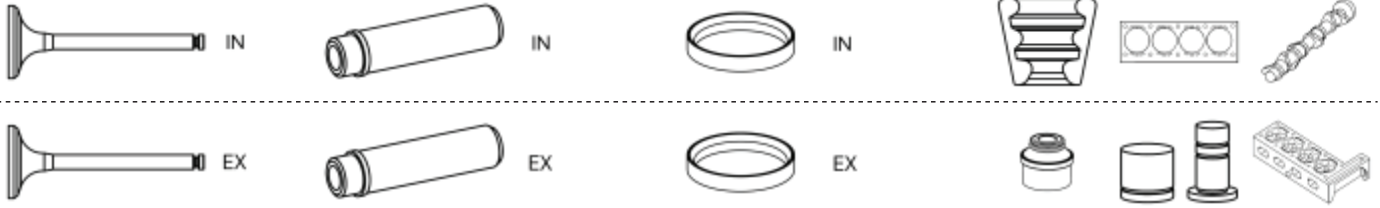
ENGINE			ccm	kW			1 POS	ENGINE			ccm	kW			1 POS
D 5244 T8	81,000	5	2400	132 kW	D	1516	32	D13B440	131,000	6	12777	324 kW	D	1536	144
D 5244 T9	81,000	5	2400	120 kW	D	1516	32	D13B500	131,000	6	12777	368 kW	D	1536	144
D 5244 T	81,000	5	2401	120 kW	D	1516	32	D13C380	131,000	6	12777	280 - 285 kW	D	1536	144
D 5252 T	81,000	5	2460	103 kW	D	1517	34	D13C420	131,000	6	12777	309 kW	D	1536	144
D 60 A	98,430	6	5480	88 kW	D	1524	81	D13C460	131,000	6	12777	338 - 343 kW	D	1536	144
D 70 A	104,780	6	6700	106 kW	D	1526	93	D13C500	131,000	6	12777	368 kW	D	1536	144
D 70 B	104,780	6	6700	110 kW	D	1526	92	D13C540	131,000	6	12777	397 kW	D	1536	144
D10A320	120,650	6	9600	235 kW	D	1533	124	D13K420	131,000	6	12777	309 kW	D	1537	145
D10A360	120,650	6	9600	265 kW	D	1533	124	D13K460	131,000	6	12777	338 kW	D	1537	145
D10B320	120,650	6	9600	235 kW	D	1529	110	D13K500	131,000	6	12777	368 kW	D	1537	145
D10B360	120,650	6	9600	265 kW	D	1529	110	D13K540	131,000	6	12777	397 kW	D	1537	145
D11A370	123,000	6	10837	272 - 273 kW	D	1533	125	D16A470	144,000	6	16123	346 kW	D	1537	149
D11A430	123,000	6	10837	317 kW	D	1533	125	D16A520	144,000	6	16123	382 kW	D	1537	149
D11C330	123,000	6	10837	243 kW	D	1533	125	D16B520	144,000	6	16123	382 kW	D	1537	149
D11C370	123,000	6	10837	272 kW	D	1533	125	D16C550	144,000	6	16123	404 kW	D	1537	147
D11C410	123,000	6	10837	302 kW	D	1533	125	D16C610	144,000	6	16123	449 kW	D	1537	147
D11C450	123,000	6	10837	332 kW	D	1533	125	D16E540	144,000	6	16123	396 kW	D	1537	147
D11K330	123,000	6	10837	243 kW	D	1533	125	D16E580	144,000	6	16123	426 kW	D	1537	147
D11K370	123,000	6	10837	272 kW	D	1533	125	D16E660	144,000	6	16123	485 kW	D	1537	147
D11K380	123,000	6	10837	279 - 280 kW	D	1533	125	D16G540	144,000	6	16123	396 kW	D	1537	147
D11K410	123,000	6	10837	302 kW	D	1533	125	D16G600	144,000	6	16123	441 kW	D	1537	147
D11K430	123,000	6	10837	316 kW	D	1533	125	D16G700	144,000	6	16123	515 kW	D	1537	147
D11K450	123,000	6	10837	332 kW	D	1533	125	D16G750	144,000	6	16123	551 - 552 kW	D	1537	147
D11K460	123,000	6	10837	338 - 339 kW	D	1533	125	D16K550	144,000	6	16123	405 - 413 kW	D	1537	148
D12A340	131,000	6	12130	250 kW	D	1535	133	D16K650	144,000	6	16123	478 - 488 kW	D	1537	148
D12A370	131,000	6	12130	272 kW	D	1535	134	D16K750	144,000	6	16123	552 kW	D	1537	148
D12A380	131,000	6	12130	279 kW	D	1535	133	D5K240	110,000	4	5132	176 - 177 kW	D	1528	106
D12A410	131,000	6	12130	305 kW	D	1535	134	D6A180	98,430	6	5480	132 kW	D	1524	79
D12A420	131,000	6	12130	309 kW	D	1535	133	D6A210	98,430	6	5480	154 kW	D	1524	79
D12B340	131,000	6	12130	250 kW	D	1535	135	D6A230	98,430	6	5480	169 kW	D	1524	79
D12B390	131,000	6	12130	283 kW	D	1535	134	D6A250	98,430	6	5480	184 kW	D	1524	79
D12B430	131,000	6	12130	312 kW	D	1535	134	D6B 180	98,430	6	5480	132 kW	D	1524	79
D12C340	131,000	6	12130	250 kW	D	1535	136	D6B 220	98,430	6	5480	162 kW	D	1524	79
D12C380	131,000	6	12130	279 kW	D	1535	136	D6B 250	98,430	6	5480	184 - 185 kW	D	1524	79
D12C390	131,000	6	12130	289 kW	D	1536	138	D6B	98,430	6	5480	132 - 184 kW	D	1524	79
D12C420	131,000	6	12130	309 kW	D	1535	137	D7A230	104,780	6	6725	169 kW	D	1526	91
D12C430	131,000	6	12130	312 kW	D	1535	134	D7A260	104,780	6	6725	191 kW	D	1526	91
D12C460	131,000	6	12130	338 kW	D	1535	136	D7A280	104,780	6	6725	206 kW	D	1526	90
D12D340	131,000	6	12130	250 kW	D	1535	136	D7A285	104,780	6	6725	210 kW	D	1526	91
D12D365	131,000	6	12130	272 kW	D	1536	138	D7B230	104,780	6	6725	169 kW	D	1526	91
D12D380	131,000	6	12130	279 kW	D	1535	136	D7B260	104,780	6	6725	191 kW	D	1526	91
D12D390	131,000	6	12130	289 kW	D	1536	138	D7C215	107,000	6	7284	158 kW	D	1527	100
D12D395	131,000	6	12130	295 kW	D	1536	138	D7C250	107,000	6	7284	184 kW	D	1527	100
D12D420	131,000	6	12130	309 kW	D	1535	136	D7C275	107,000	6	7284	202 kW	D	1528	101
D12D425	131,000	6	12130	317 kW	D	1536	139	D7C290	107,000	6	7284	213 kW	D	1527	100
D12D435	131,000	6	12130	325 kW	D	1536	138	D7C310	107,000	6	7284	228 kW	D	1527	100
D12D460	131,000	6	12130	338 kW	D	1535	136	D7D EAE2	108,000	6	7146	143 - 153 kW	D	1528	103
D12D465	131,000	6	12130	347 kW	D	1536	138	D7E240	108,000	6	7146	177 kW	D	1528	104
D12D500	131,000	6	12130	368 kW	D	1535	136	D7E280	108,000	6	7146	206 kW	D	1528	104
D12F390	131,000	6	12130	287 kW	D	1536	140	D7E290	108,000	6	7146	213 kW	D	1528	104
D12F430	131,000	6	12130	316 kW	D	1536	141	D7E320	108,000	6	7146	235 kW	D	1528	104
D13A360	131,000	6	12777	264 kW	D	1536	144	D7F240	108,000	6	7146	177 kW	D	1528	105
D13A400	131,000	6	12777	294 kW	D	1536	144	D7F260	108,000	6	7146	191 kW	D	1528	105
D13A420	131,000	6	12777	309 kW	D	1536	142	D7F290	108,000	6	7146	213 kW	D	1528	105
D13A440	131,000	6	12777	324 kW	D	1536	144	D8K250	110,000	6	7698	184 kW	D	1528	106
D13A460	131,000	6	12777	338 kW	D	1536	142	D8K280	110,000	6	7698	206 kW	D	1528	106
D13A480	131,000	6	12777	353 kW	D	1536	144	D8K320	110,000	6	7698	235 kW	D	1528	106
D13A500	131,000	6	12777	368 kW	D	1536	142	D8K350	110,000	6	7698	258 kW	D	1528	106
D13A520	131,000	6	12777	382 kW	D	1536	144	D9A260	120,000	6	9364	191 kW	D	1528	107
D13A540	131,000	6	12777	397 kW	D	1536	143	D9A300	120,000	6	9364	221 - 224 kW	D	1528	107
D13B360	131,000	6	12777	264 kW	D	1536	144	D9A340	120,000	6	9364	250 - 251 kW	D	1528	107
D13B400	131,000	6	12777	294 kW	D	1536	144	D9A380	120,000	6	9364	279 kW	D	1528	107

ENGINE			ccm	kW			1 POS	ENGINE			ccm	kW			1 POS
D9B260	120,000	6	9364	191 - 194 kW	D	1529	108	TD 120 FB	130,180	6	11980	226 - 265 kW	D	1534	129
D9B300	120,000	6	9364	221 kW	D	1529	108	TD 120 FC	130,180	6	11980	265 kW	D	1534	129
D9B310	120,000	6	9364	228 kW	D	1529	108	TD 120 FTQ	130,180	6	11980	220 kW	D	1534	129
D9B340	120,000	6	9364	250 kW	D	1529	108	TD 120 F	130,180	6	11980	265 kW	D	1534	129
D9B360	120,000	6	9364	265 kW	D	1529	108	TD 120 GA	130,180	6	11980	227 kW	D	1534	129
D9B380	120,000	6	9364	280 kW	D	1529	108	TD 120 G	130,180	6	11980	226 - 243 kW	D	1534	129
DH10A245	120,650	6	9603	180 kW	D	1533	123	TD 121 FA	130,180	6	11980	206 kW	D	1534	129
DH10A285	120,650	6	9603	210 kW	D	1533	123	TD 121 FB	130,180	6	11980	210 kW	D	1534	129
DH10A360	120,650	6	9603	265 kW	D	1533	123	TD 121 FC	130,180	6	11980	232 kW	D	1534	129
DH12D340	131,000	6	12130	250 kW	D	1535	136	TD 121 FD	130,180	6	11980	283 kW	D	1534	129
DH12D380	131,000	6	12130	280 kW	D	1535	136	TD 121 FE	130,180	6	11980	257 kW	D	1534	129
DH12D420	131,000	6	12130	309 kW	D	1535	136	TD 121 FF	130,180	6	11980	272 kW	D	1534	129
DH12E340	131,000	6	12130	250 kW	D	1535	136	TD 121 FG	130,180	6	11980	280 kW	D	1534	129
DH12E380	131,000	6	12130	280 kW	D	1535	136	TD 121 FH	130,180	6	11980	232 kW	D	1534	129
DH12E420	131,000	6	12130	309 kW	D	1535	136	TD 121 FK	130,180	6	11980	280 kW	D	1534	129
DH12E460	131,000	6	12130	338 kW	D	1535	136	TD 121 F	130,170	6	11980	272 - 283 kW	D	1533	126
F8Q 768	80,000	4	1870	66 - 69 kW	D	1514	15	TD 121 GD	130,170	6	11980	243 kW	D	1533	126
G6A195	98,430	6	5480	143 kW	G	1524	79	TD 121 G	130,170	6	11980	235 - 243 kW	D	1533	126
G6B205	98,430	6	5479	150 - 151 kW	G	1524	79	TD 122 ED	130,180	6	11980	300 - 310 kW	D	1535	132
HD 100 A	120,650	6	9600	129 kW	D	1529	111	TD 122 FAQ	130,180	6	11980	287 kW	D	1534	130
HD 100 D	120,650	6	9600	125 - 132 kW	D	1530	113	TD 122 FA	130,180	6	11980	272 kW	D	1534	130
TD 100 A	120,650	6	9600	176 - 190 kW	D	1529	112	TD 122 FBQ	130,180	6	11980	287 kW	D	1534	130
TD 100 BG	120,650	6	9600	207 kW	D	1530	113	TD 122 FCQ	130,180	6	11980	287 kW	D	1534	130
TD 100 B	120,650	6	9600	206 - 220 kW	D	1530	113	TD 122 FH	130,180	6	11980	262 kW	D	1534	131
TD 100 CHC	120,650	6	9600	200 kW	D	1530	114	TD 122 FKQ	130,180	6	11980	254 kW	D	1534	130
TD 100 C	120,650	6	9600	189 kW	D	1530	115	TD 122 FK	130,180	6	11980	287 - 291 kW	D	1534	130
TD 100 F	120,650	6	9600	200 kW	D	1530	115	TD 122 FL	130,180	6	11980	291 kW	D	1534	130
TD 100 GA	120,650	6	9600	200 kW	D	1532	121	TD 122 FR	130,180	6	11980	262 - 291 kW	D	1534	130
TD 100 G	120,650	6	9600	192 - 202 kW	D	1532	121	TD 122 FS	130,170	6	11980	287 - 291 kW	D	1533	127
TD 101 FA	120,650	6	9600	220 kW	D	1531	116	TD 122 FTO	130,180	6	11980	221 kW	D	1535	132
TD 101 FC	120,650	6	9600	221 kW	D	1531	116	TD 122 F	130,180	6	11980	257 - 262 kW	D	1534	131
TD 101 FD	120,650	6	9600	220 - 222 kW	D	1531	116	TD 122 KBE	130,180	6	11980	226 - 265 kW	D	1535	132
TD 101 F	120,650	6	9600	215 - 220 kW	D	1531	116	TD 122 KE	130,180	6	11980	290 kW	D	1535	132
TD 101 GA	120,650	6	9600	200 kW	D	1531	116	TD 122 KHD	130,180	6	11980	272 kW	D	1535	132
TD 101 GB	120,650	6	9600	185 - 200 kW	D	1532	120	TD 123 EA	130,180	6	11980	224 kW	D	1534	130
TD 101 GE	120,650	6	9600	200 kW	D	1532	120	TD 123 EB	130,180	6	11980	246 kW	D	1534	130
TD 101 G	120,650	6	9600	192 - 202 kW	D	1531	116	TD 123 EC	130,180	6	11980	270 kW	D	1534	130
TD 102 FAQ	120,650	6	9600	221 kW	D	1532	120	TD 123 ED	130,180	6	11980	301 kW	D	1534	130
TD 102 FBQ	120,650	6	9600	228 kW	D	1532	120	TD 123 ES	130,180	6	11980	298 kW	D	1534	130
TD 102 FCQ	120,650	6	9600	220 kW	D	1532	120	TD 123 E	130,180	6	11980	262 - 265 kW	D	1534	130
TD 102 FDQ	120,650	6	9600	232 - 234 kW	D	1531	116	TD 162 FJ	144,000	6	16123	330 - 357 kW	D	1537	149
TD 102 FD	120,650	6	9600	234 kW	D	1531	116	TD 162 FL	144,000	6	16123	330 - 357 kW	D	1537	149
TD 102 FEQ	120,650	6	9600	191 kW	D	1532	120	TD 162 FS	144,000	6	16123	330 - 357 kW	D	1537	149
TD 102 FF	120,650	6	9600	230 - 234 kW	D	1531	117	TD 162 F	144,000	6	16123	330 - 357 kW	D	1537	149
TD 102 FGQ	120,650	6	9600	205 kW	D	1531	118	TD 163 ES	144,000	6	16123	368 kW	D	1537	149
TD 102 FH	120,650	6	9600	210 - 234 kW	D	1531	116	TD 164 KAE	144,000	0	16120	370 kW	D	1537	150
TD 102 FL	120,650	6	9600	234 kW	D	1531	116	TD 164 KAE	144,000	0	16120	370 kW	D	1537	150
TD 102 FM	120,650	6	9600	230 - 252 kW	D	1531	116	TD 50 A	95,250	6	5130	108 kW	D	1523	74
TD 102 FQ	120,650	6	9600	234 kW	D	1531	116	TD 50 B	95,250	6	5130	121 kW	D	1523	74
TD 102 FS	120,650	6	9600	250 kW	D	1532	120	TD 60 A	98,430	6	5480	132 kW	D	1524	80
TD 102 FT	120,650	6	9600	228 kW	D	1532	120	TD 60 B	98,430	6	5480	128 - 132 kW	D	1524	81
TD 102 F	120,650	6	9600	230 - 234 kW	D	1531	116	TD 60 C	98,430	6	5480	108 - 113 kW	D	1524	80
TD 103 EA	120,650	6	9600	235 kW	D	1531	116	TD 60 DG	98,430	6	5480	108 - 113 kW	D	1525	82
TD 103 ES	120,650	6	9600	210 - 235 kW	D	1531	116	TD 60 D	98,430	6	5480	108 - 113 kW	D	1525	82
TD 103 E	120,650	6	9600	210 - 235 kW	D	1531	116	TD 61 FB	98,430	6	5480	153 kW	D	1525	82
TD 103 KB	120,650	6	9600	210 - 235 kW	D	1532	120	TD 61 F	98,430	6	5480	147 - 152 kW	D	1524	81
TD 103 KF	120,650	6	9600	210 - 235 kW	D	1532	120	TD 61 GA	98,430	6	5480	108 - 112 kW	D	1524	80
TD 120 A	130,180	6	11980	243 kW	D	1534	128	TD 61 GB	98,430	6	5480	131 - 132 kW	D	1524	80
TD 120 C	130,180	6	11980	260 kW	D	1534	129	TD 61 GC	98,430	6	5480	132 kW	D	1524	80
TD 120 D	130,180	6	11980	273 kW	D	1534	129	TD 61 GE	98,430	6	5480	130 kW	D	1525	82
TD 120 E	130,180	6	11980	225 - 273 kW	D	1534	129	TD 61 GS	98,430	6	5480	131 - 132 kW	D	1524	80
TD 120 FA	130,180	6	11980	213 kW	D	1534	129	TD 61 G	98,430	6	5480	108 - 152 kW	D	1524	80





ENGINE			ccm	kW			1 POS	ENGINE			ccm	kW			1 POS
TD 63 ES	98,430	6	5480	154 kW	D	1525	84	TD 73 KFE	104,770	6	6724	170 kW	D	1526	89
TD 63 E	98,430	6	5480	132 kW	D	1525	83	THD 100 A	120,650	6	9600	139 - 191 kW	D	1532	119
TD 70 A	104,780	6	6700	136 kW	D	1526	92	THD 100 DA	120,650	6	9600	133 kW	D	1530	113
TD 70 B	104,780	6	6700	152 kW	D	1526	92	THD 100 DB	120,650	6	9600	160 - 203 kW	D	1530	113
TD 70 C	104,780	6	6700	149 - 152 kW	D	1526	93	THD 100 DC	120,650	6	9600	160 - 203 kW	D	1530	113
TD 70 D	104,780	6	6700	121 kW	D	1527	94	THD 100 DD	120,650	6	9600	203 kW	D	1530	113
TD 70 ES	104,770	6	6700	155 - 166 kW	D	1525	85	THD 100 D	120,650	6	9600	155 - 177 kW	D	1530	113
TD 70 E	104,780	6	6700	154 kW	D	1527	95	THD 100 EA	120,650	6	9600	133 - 180 kW	D	1532	120
TD 70 FS	104,770	6	6700	157 - 180 kW	D	1525	86	THD 100 EB	120,650	6	9600	160 - 203 kW	D	1532	121
TD 70 F	104,780	6	6700	157 - 180 kW	D	1527	95	THD 100 EC	120,650	6	9600	160 - 203 kW	D	1532	121
TD 70 G	104,770	6	6700	147 - 180 kW	D	1525	86	THD 100 ED	120,650	6	9600	160 - 203 kW	D	1532	121
TD 70 HA	104,780	6	6700	143 kW	D	1527	95	THD 100 EE	120,650	6	9600	212 kW	D	1532	120
TD 70 H	104,780	6	6700	157 kW	D	1527	95	THD 100 EK	120,650	6	9600	179 kW	D	1532	120
TD 71 ACE	104,780	6	6700	169 kW	D	1527	96	THD 100 E	120,650	6	9600	160 - 203 kW	D	1532	121
TD 71 AGP	104,780	6	6700	169 kW	D	1527	96	THD 101 B	120,650	6	9600	169 - 191 kW	D	1532	120
TD 71 AG	104,780	6	6700	169 kW	D	1527	96	THD 101 GB	120,650	6	9600	160 kW	D	1531	116
TD 71 APB	104,780	6	6700	169 kW	D	1527	96	THD 101 GC	120,650	6	9600	180 kW	D	1531	116
TD 71 AP	104,780	6	6700	169 kW	D	1527	96	THD 101 GD	120,650	6	9600	160 - 203 kW	D	1531	116
TD 71 AW	104,780	6	6700	169 kW	D	1527	96	THD 101 KB	120,650	6	9600	210 kW	D	1531	116
TD 71 A	104,780	6	6700	169 kW	D	1527	96	THD 101 KC	120,650	6	9600	228 kW	D	1531	116
TD 71 FA	104,780	6	6730	173 kW	D	1527	96	THD 101 KE	120,650	6	9600	235 kW	D	1532	120
TD 71 FC	104,780	6	6730	173 kW	D	1527	96	THD 102 KA	120,650	6	9600	210 kW	D	1533	123
TD 71 FD	104,770	6	6725	180 kW	D	1525	87	THD 102 KB	120,650	6	9600	210 kW	D	1532	122
TD 71 FQ	104,780	6	6700	169 - 173 kW	D	1527	97	THD 102 KD	120,650	6	9600	252 kW	D	1532	122
TD 71 FSQ	104,780	6	6730	169 - 184 kW	D	1527	97	THD 102 KE	120,650	6	9600	235 kW	D	1533	123
TD 71 FS	104,770	6	6730	178 - 184 kW	D	1526	88	THD 102 KF	120,650	6	9600	180 - 210 kW	D	1533	123
TD 71 F	104,780	6	6700	169 - 180 kW	D	1527	97	THD 102 KJ	120,650	6	9600	158 kW	D	1533	123
TD 71 G	104,770	6	6730	178 - 184 kW	D	1525	87	THD 103 ES	120,650	6	9600	235 kW	D	1533	124
TD 73 EA	104,780	6	6730	160 kW	D	1527	99	THD 103 E	120,650	6	9600	235 kW	D	1533	124
TD 73 EB	104,780	6	6730	184 kW	D	1527	99	THD 103 KB	120,650	6	9600	210 kW	D	1533	123
TD 73 ES	104,780	6	6700	191 kW	D	1527	98	THD 103 KD	120,650	6	9600	250 kW	D	1533	123
TD 73 E	104,780	6	6700	169 kW	D	1527	98	THD 103 KF	120,650	6	9600	180 kW	D	1533	123
TD 73 KCE	107,770	6	6724	190 kW	D	1528	102								



## 70,000 mm

1

B 10 E ,

**883820-4**

11,14 x 7,00 x 41,50 | IN | EX

## 73,000 mm

2

B 13 ,

**883820-4**

11,14 x 7,00 x 41,50 | IN | EX

## 73,000 mm

3

B 130 ,

**883820-4**

11,14 x 7,00 x 41,50 | IN | EX

**863809-4**

29,00 x 7,00 x 88,90 x 45°

## 75,000 mm

4

D 4162 T ,

**853777-4**

30,00 x 5,50 x 95,60 x 45°

**883713-4**

9,55 x 5,50 x 34,00 | IN | EX

**863778-4**

27,60 x 5,50 x 95,60 x 45°

**973701-8**

Hydro

**973801-8**

Hydro

## 75,000 mm

5

D 4164 T ,

**851107-4**

25,60 x 5,50 x 96,45 x 45°

**883713-4**

9,55 x 5,50 x 34,00 | IN | EX

**973701-8**

Hydro

## 76,000 mm

6

B 14 OE ,

**883820-4**

11,14 x 7,00 x 41,50 | IN | EX

## 76,000 mm

7

B 14.3 E , B 14.4 S ,

**883820-4**

11,14 x 7,00 x 41,50 | IN | EX

**863809-4**

29,00 x 7,00 x 88,90 x 45°



## 76,500 mm

8

D 20 ,

912801-8

Ø 8,00

## 76,500 mm

9

D 24 ,

M-8

850213-4

36,00 x 8,00 x 104,80 x 45°

855039-4

36,00 x 8,00 x 104,90 x 45°

855059-4

36,00 x 8,00 x 104,90 x 45°

860212-4

31,10 x 8,00 x 104,55 x 45°

865052-4

31,10 x 8,00 x 104,60 x 45°

912801-8

Ø 8,00

## 76,500 mm

10

D 24 T ,

M-8

515010-1

855059-4

36,00 x 8,00 x 104,90 x 45°

860212-4

31,10 x 8,00 x 104,55 x 45°

865052-4

31,10 x 8,00 x 104,60 x 45°

912801-8

Ø 8,00

975001-8

Hydro

## 76,500 mm

11

D 24 TIC ,

M-8

515010-1

855059-4

36,00 x 8,00 x 104,90 x 45°

860212-4

31,10 x 8,00 x 104,55 x 45°

865052-4

31,10 x 8,00 x 104,60 x 45°

912801-8

Ø 8,00

975001-8

Hydro

975002-8

Hydro

## 78,000 mm

12

D 16 ,

K-8

853841-4

36,10 x 8,00 x 111,70 x 30°

## 79,000 mm

13

B 4164 S3 ,

M-6

852189-4

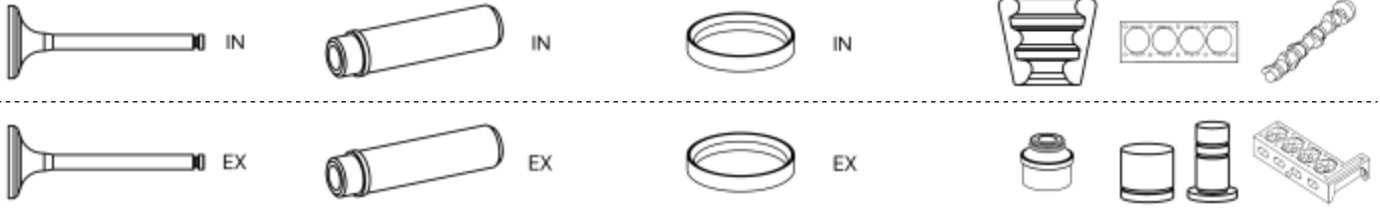
30,00 x 6,00 x 99,10 x 45°

885104-4

11,99 x 7,00 x 45,00 | IN | EX

862190-4

24,10 x 6,00 x 101,60 x 45°



## 79,000 mm

14

B 4164 T2 , B 4164 T4 ,

882111-4

9,53 x 5,00 x 36,00 | IN | EX

## 80,000 mm

15

F8Q 768 ,

853841-4

36,10 x 8,00 x 111,70 x 30°

853843-4

35,20 x 8,00 x 111,60 x 45°

863823-4

31,60 x 8,00 x 111,30 x 45°

K-8

903805-1

## 80,000 mm

16

D 19 T ,

903805-1

## 80,000 mm

17

D 4192 T ,

K-8

903805-1

## 80,000 mm

18

D 4192 T2 , D 4192 T3 , D 4192 T4 ,

853803-4

883803-4

35,30 x 7,00 x 111,00 x 45°

12,06 x 7,00 x 38,30 | IN | EX

863804-4

32,70 x 7,00 x 110,80 x 45°

915001-8

Ø 7,00

## 81,000 mm

19

B 17 2 K ,

853827-4

38,10 x 8,00 x 111,50 x 30°

## 81,000 mm

20

B 18 EP , B 18 FT ,

K-8

## 81,000 mm

21

B 18 E , B 18 F ,

853827-4

38,10 x 8,00 x 111,50 x 30°

K-8



## 81,000 mm

**22**

B 4164 S , B 4184 SJ , B 4184 SM , B 5204 S , B 5204 T2 , B 5204 T , B 5234 T1 , B 5234 T2 , B 5234 T5 , B 5234 T6 , B 6254 F , B 6254 G , B 6254 S ,

**855135-5****885104-4****M-7**

31,00 x 7,00 x 104,10 x 45°

11,99 x 7,00 x 45,00 | IN | EX

**865134-5**

27,00 x 7,00 x 103,30 x 45°

## 81,000 mm

**23**

B 4164 S2 , B 4194 T2 , B 4194 T , B 5204 T3 , B 5204 T4 , B 5234 T7 , B 5234 T8 , B 5234 T9 ,

**855135-5****885104-4****M-7**

31,00 x 7,00 x 104,10 x 45°

11,99 x 7,00 x 45,00 | IN | EX

**865134-5**

27,00 x 7,00 x 103,30 x 45°

**915101-8**

Ø 6,00

## 81,000 mm

**24**

B 5202 S ,

**855137-5****M-7**

40,00 x 7,00 x 98,00 x 45°

**865136-5**

35,00 x 7,00 x 97,00 x 45°

## 81,000 mm

**25**

B 5204 F , B 5234 FT ,

**855135-5**

31,00 x 7,00 x 104,10 x 45°

## 81,000 mm

**26**

B 5204 T5 ,

**855135-5****885104-4****M-7**

31,00 x 7,00 x 104,10 x 45°

11,99 x 7,00 x 45,00 | IN | EX

**855150-5****M-6**

31,10 x 6,00 x 104,20 x 45°

**865134-5****915101-8**

27,00 x 7,00 x 103,30 x 45°

Ø 6,00

**865151-5**

26,90 x 6,00 x 103,30 x 45°

**865153-5**

27,00 x 6,00 x 103,30 x 45°

## 81,000 mm

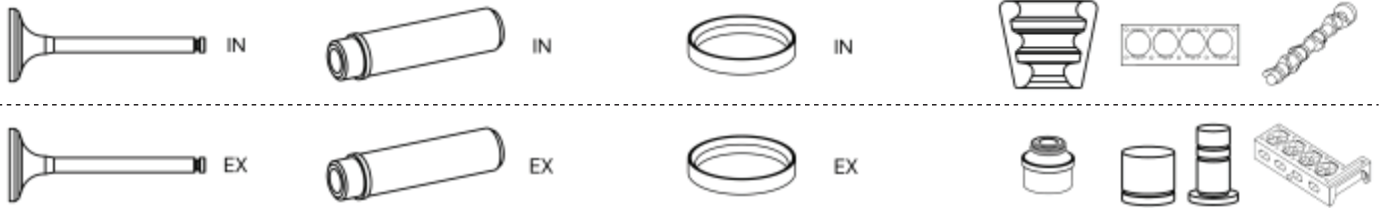
**27**

B 5204 T8 , B 5204 T9 ,

**M-6****865153-5****915101-8**

27,00 x 6,00 x 103,30 x 45°

Ø 6,00



## 81,000 mm

28

B 5234 T3 ,

**855135-5**

31,00 x 7,00 x 104,10 x 45°

**885104-4**

11,99 x 7,00 x 45,00 | IN | EX

**M-7**

**855150-5**

31,10 x 6,00 x 104,20 x 45°

**865134-5**

27,00 x 7,00 x 103,30 x 45°

**915101-8**

Ø 6,00

**865151-5**

26,90 x 6,00 x 103,30 x 45°

**865153-5**

27,00 x 6,00 x 103,30 x 45°

## 81,000 mm

29

B 5234 T4 ,

**855135-5**

31,00 x 7,00 x 104,10 x 45°

**915101-8**

Ø 6,00

## 81,000 mm

30

B 5244 T5 ,

**855150-5**

31,10 x 6,00 x 104,20 x 45°

**865151-5**

26,90 x 6,00 x 103,30 x 45°

**915101-8**

Ø 6,00

**865153-5**

27,00 x 6,00 x 103,30 x 45°

## 81,000 mm

31

B 6284 T ,

**855150-5**

31,10 x 6,00 x 104,20 x 45°

**M-6**

**865151-5**

26,90 x 6,00 x 103,30 x 45°

**915101-8**

Ø 6,00

**865153-5**

27,00 x 6,00 x 103,30 x 45°

## 81,000 mm

32

D 5204 T2 , D 5204 T3 , D 5204 T4 , D 5204 T5 , D 5204 T6 , D 5204 T7 , D 5204 T , D 5244 T10 , D 5244 T11 , D 5244 T13 , D 5244 T14 , D 5244 T15 , D 5244 T16 , D 5244 T17 , D 5244 T18 , D 5244 T19 , D 5244 T2 , D 5244 T3 , D 5244 T4 , D 5244 T5 , D 5244 T6 , D 5244 T7 , D 5244 T8 , D 5244 T9 , D 5244 T ,

**855167-5**

28,80 x 6,00 x 98,15 x 45°

**M-6**

**865168-5**

26,20 x 6,00 x 97,80 x 45°

**973701-8**

Hydro



## 81,000 mm

**33**

D 5244 T12 , D 5244 T20 , D 5244 T21 , D 5244 T22 , D 5244 T23 ,

**855167-5**

28,80 x 6,00 x 98,15 x 45°

**M-6****865168-5**

26,20 x 6,00 x 97,80 x 45°

## 81,000 mm

**34**

D 5252 T ,

**855038-4**

36,05 x 7,00 x 96,90 x 45°

**M-8****515003-1****855091-4**

36,00 x 8,00 x 96,90 x 45°

**855093-4**

35,95 x 8,00 x 96,85 x 45°

**865088-4**

31,40 x 8,00 x 96,85 x 45°

**912801-8**

Ø 8,00

**975001-8**

Hydro

## 82,000 mm

**35**

B 4154 T2 , B 4154 T3 , B 4154 T4 , B 4154 T5 , B 4154 T6 , B 4204 T11 , B 4204 T14 , B 4204 T15 , B 4204 T17 , B 4204 T18 , B 4204 T19 , B 4204 T20 , B 4204 T21 , B 4204 T23 , B 4204 T26 , B 4204 T27 , B 4204 T29 , B 4204 T31 , B 4204 T33 , B 4204 T34 , B 4204 T35 , B 4204 T37 , B 4204 T38 , B 4204 T41 , B 4204 T43 , B 4204 T44 , B 4204 T45 , B 4204 T46 , B 4204 T47 , B 4204 T48 , B 4204 T49 , B 4204 T52 , B 4204 T53 , B 4204 T56 , B 4204 T57 , B 4204 T9 , D 4204 T11 , D 4204 T12 , D 4204 T14 , D 4204 T16 , D 4204 T20 , D 4204 T23 , D 4204 T4 , D 4204 T5 , D 4204 T6 , D 4204 T7 , D 4204 T8 , D 4204 T9 ,

**M-6**

## 82,000 mm

**36**

B 6304 T2 ,

**915097-8**

Ø 6,00

## 82,700 mm

**37**

B 18 U ,

**853823-4**

40,20 x 8,00 x 107,00 x 45°

**K-8**

## 82,700 mm

**38**

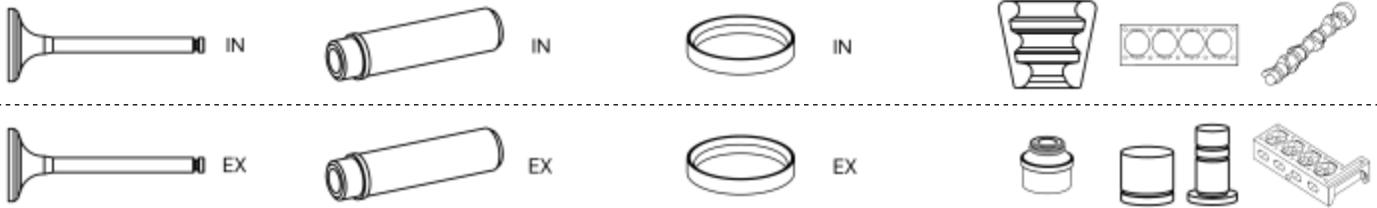
B 20 F ,

**885130-4**

13,50 x 8,00 x 52,00 | IN

**M-8****885132-4**

13,50 x 8,00 x 52,00 | EX



## 83,000 mm

39

B 4184 S3 , B 4184 S9 , B 4184 S , B 4204 S2 , B 4204 S , B 4204 T2 , B 4204 T3 , B 4204 T , B 5244 S2 , B 5254 T , B 6304 S3 ,

**855135-5**

**885104-4**

**M-7**

31,00 x 7,00 x 104,10 x 45°

11,99 x 7,00 x 45,00 | IN | EX

**865134-5**

**915101-8**

27,00 x 7,00 x 103,30 x 45°

Ø 6,00

## 83,000 mm

40

B 4184 S2 ,

**855135-5**

**885104-4**

**M-7**

31,00 x 7,00 x 104,10 x 45°

11,99 x 7,00 x 45,00 | IN | EX

**855150-5**

31,10 x 6,00 x 104,20 x 45°

**865134-5**

**915101-8**

27,00 x 7,00 x 103,30 x 45°

Ø 6,00

**865153-5**

27,00 x 6,00 x 103,30 x 45°

## 83,000 mm

41

B 4184 S8 ,

**855135-5**

**885104-4**

31,00 x 7,00 x 104,10 x 45°

11,99 x 7,00 x 45,00 | IN | EX

## 83,000 mm

42

B 4204 T4 , B 5244 T2 , B 5244 T4 , B 5254 T11 , B 5254 T5 , B 5254 T8 , B 5254 T9 ,

**915101-8**

Ø 6,00

## 83,000 mm

43

B 4204 T5 ,

**855135-5**

**885104-4**

**M-7**

31,00 x 7,00 x 104,10 x 45°

11,99 x 7,00 x 45,00 | IN | EX

**M-6**

**865134-5**

**915101-8**

27,00 x 7,00 x 103,30 x 45°

Ø 6,00





## 83,000 mm

**44****B 5244 S5 , B 5244 S ,****855135-5**

31,00 x 7,00 x 104,10 x 45°

**885104-4**

11,99 x 7,00 x 45,00 | IN | EX

**M-7****855150-5**

31,10 x 6,00 x 104,20 x 45°

**865134-5**

27,00 x 7,00 x 103,30 x 45°

**915101-8**

Ø 6,00

**865151-5**

26,90 x 6,00 x 103,30 x 45°

**865153-5**

27,00 x 6,00 x 103,30 x 45°

## 83,000 mm

**45****B 5244 S4 ,****855135-5**

31,00 x 7,00 x 104,10 x 45°

**885104-4**

11,99 x 7,00 x 45,00 | IN | EX

**M-7****865153-5**

27,00 x 6,00 x 103,30 x 45°

**915101-8**

Ø 6,00

## 83,000 mm

**46****B 5244 SG2 , B 5244 SG ,****855150-5**

31,10 x 6,00 x 104,20 x 45°

**885104-4**

11,99 x 7,00 x 45,00 | IN | EX

**865151-5**

26,90 x 6,00 x 103,30 x 45°

**915101-8**

Ø 6,00

**865153-5**

27,00 x 6,00 x 103,30 x 45°

## 83,000 mm

**47****B 5244 T ,****855150-5**

31,10 x 6,00 x 104,20 x 45°

**885104-4**

11,99 x 7,00 x 45,00 | IN | EX

**865153-5**

27,00 x 6,00 x 103,30 x 45°

**915101-8**

Ø 6,00

## 83,000 mm

**48****B 5244 T3 ,****855150-5**

31,10 x 6,00 x 104,20 x 45°

**865151-5**

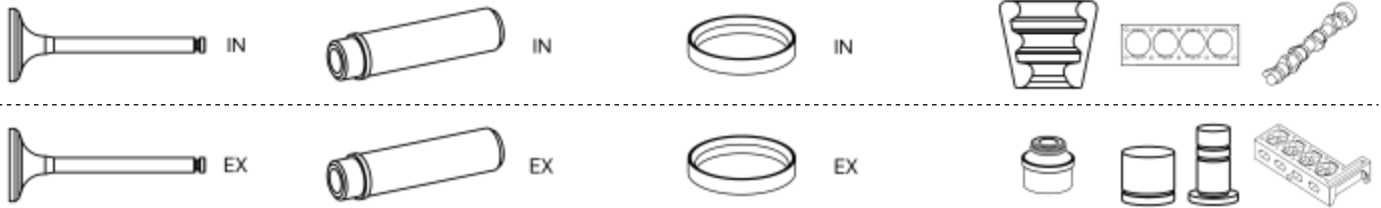
26,90 x 6,00 x 103,30 x 45°

**915101-8**

Ø 6,00

**865153-5**

27,00 x 6,00 x 103,30 x 45°



**83,000 mm**

**49**

B 5244 T7 ,

**855135-5**

31,00 x 7,00 x 104,10 x 45°

**915101-8**

Ø 6,00

**83,000 mm**

**50**

B 5254 FS , B 5254 S , B 6304 F , B 6304 S ,

**855135-5**

**885104-4**

**M-7**

31,00 x 7,00 x 104,10 x 45°

11,99 x 7,00 x 45,00 | IN | EX

**865134-5**

27,00 x 7,00 x 103,30 x 45°

**83,000 mm**

**51**

B 5254 T10 , B 5254 T12 , B 5254 T14 ,

**M-6**

**865153-5**

27,00 x 6,00 x 103,30 x 45°

**915101-8**

Ø 6,00

**83,000 mm**

**52**

B 5254 T2 ,

**855135-5**

**885104-4**

**M-6**

31,00 x 7,00 x 104,10 x 45°

11,99 x 7,00 x 45,00 | IN | EX

**865153-5**

27,00 x 6,00 x 103,30 x 45°

**915101-8**

Ø 6,00

**83,000 mm**

**53**

B 5254 T3 , B 6294 S2 , B 6294 T ,

**855150-5**

**M-6**

31,10 x 6,00 x 104,20 x 45°

**865153-5**

27,00 x 6,00 x 103,30 x 45°

**915101-8**

Ø 6,00

**83,000 mm**

**54**

B 5254 T4 , B 5254 T6 ,

**855135-5**

**885104-4**

**M-7**

31,00 x 7,00 x 104,10 x 45°

11,99 x 7,00 x 45,00 | IN | EX

**M-6**

**865134-5**

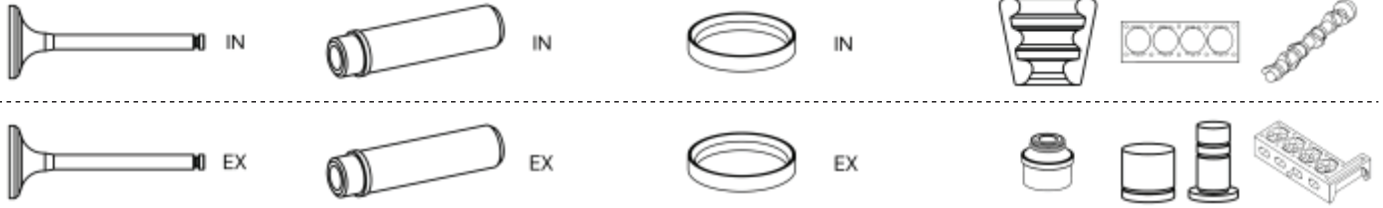
27,00 x 7,00 x 103,30 x 45°

**915101-8**

Ø 6,00

**865153-5**

27,00 x 6,00 x 103,30 x 45°



## 83,000 mm

**55**

B 5254 T7 ,

**855135-5**

31,00 x 7,00 x 104,10 x 45°

**885104-4**

11,99 x 7,00 x 45,00 | IN | EX

**M-7****855150-5**

31,10 x 6,00 x 104,20 x 45°

**M-6****865134-5**

27,00 x 7,00 x 103,30 x 45°

**915101-8**

Ø 6,00

**865151-5**

26,90 x 6,00 x 103,30 x 45°

**865153-5**

27,00 x 6,00 x 103,30 x 45°

## 83,000 mm

**56**

B 6294 S ,

**855150-5**

31,10 x 6,00 x 104,20 x 45°

**M-6****865151-5**

26,90 x 6,00 x 103,30 x 45°

**915101-8**

Ø 6,00

**865153-5**

27,00 x 6,00 x 103,30 x 45°

## 83,000 mm

**57**

B 6304 S2 ,

**855135-5**

31,00 x 7,00 x 104,10 x 45°

## 84,000 mm

**58**

B 6324 S ,

**915097-8**

Ø 6,00

## 84,140 mm

**59**

B 17 A ,

**885130-4**

13,50 x 8,00 x 52,00 | IN

**M-8****885132-4**

13,50 x 8,00 x 52,00 | EX

## 85,000 mm

**60**

D 4204 T2 , D 4204 T ,

**853772-4**

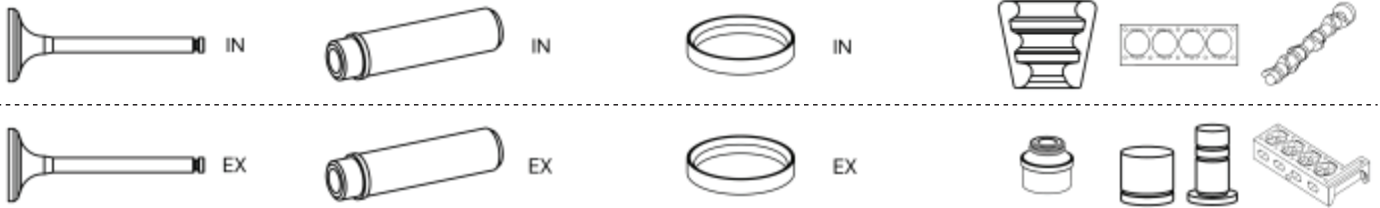
30,00 x 6,00 x 105,00 x 45°

**M-6****863773-4**

25,10 x 6,00 x 105,10 x 45°

**973701-8**

Hydro



**87,500 mm**

**61**

B 4204 S4 ,

**885104-4**

11,99 x 7,00 x 45,00 | IN | EX

**87,500 mm**

**62**

B 4204 T6 , B 4204 T7 ,

**M-6**

**88,000 mm**

**63**

B 27 E , B 27 F ,

**K-8**

**88,900 mm**

**64**

B 19 A , B 19 ET , B 19 E , B 200 EA , B 200 ET , B 200 E , B 200 FT , B 200 F , B 200 KE , B 200 K ,

**885130-4**

13,50 x 8,00 x 52,00 | IN

**M-8**

**885132-4**

13,50 x 8,00 x 52,00 | EX

**911005-8**

Ø 8,00

**88,900 mm**

**65**

B 19 K ,

**885130-4**

13,50 x 8,00 x 52,00 | IN

**M-8**

**885132-4**

13,50 x 8,00 x 52,00 | EX

**88,900 mm**

**66**

B 20 A , B 20 B , B 20 E , B 200 G , B 30 A , B 30 E , B 30 F ,

**885130-4**

13,50 x 8,00 x 52,00 | IN

**885132-4**

13,50 x 8,00 x 52,00 | EX

**911005-8**

Ø 8,00

**88,900 mm**

**67**

B 20 D , B 200 GT , B 30 ,

**911005-8**

Ø 8,00



## 88,900 mm

68

B 204 E ,

**854009-4**

32,00 x 7,00 x 108,30 x 45°

**884003-4**

12,05 x 7,00 x 49,50 | IN | EX

**885102-4**

12,00 x 7,00 x 55,00 | IN | EX

**M-7**

**864008-4**

29,00 x 7,00 x 108,30 x 45°

**915001-8**

Ø 7,00

## 88,900 mm

69

B 204 FT ,

**885102-4**

12,00 x 7,00 x 55,00 | IN | EX

**M-7**

**915001-8**

Ø 7,00

## 88,900 mm

70

B 204 FTE , B 204 GT ,

**915001-8**

Ø 7,00

## 91,000 mm

71

B 28 A , B 28 E , B 28 F ,

**K-8**

## 92,000 mm

72

B 21 A , B 21 ET , B 21 E , B 21 FT , B 21 F ,

**885130-4**

13,50 x 8,00 x 52,00 | IN

**M-8**

**885132-4**

13,50 x 8,00 x 52,00 | EX

**911005-8**

Ø 8,00

## 95,000 mm

73

D 50 A , D 50 B ,

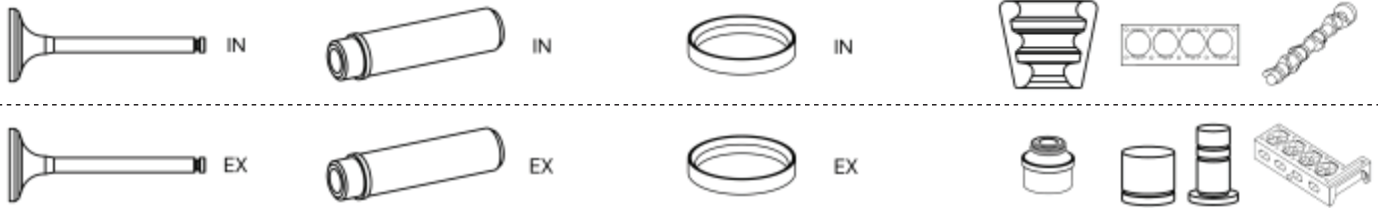
**975141-6**

## 95,250 mm

74

TD 50 A , TD 50 B ,

**975141-6**



## 96,000 mm

75

B 23 A , B 23 ET , B 23 E , B 23 FT , B 23 F , B 230 A , B 230 ET , B 230 E , B 230 FB , B 230 FD , B 230 FK , B 230 FT+ , B 230 FT , B 230 F , B 230 GK , B 230 GT , B 230 G , B 230 K ,

885130-4

13,50 x 8,00 x 52,00 | IN

M-8

885132-4

13,50 x 8,00 x 52,00 | EX

911005-8

Ø 8,00

## 96,000 mm

76

B 234 F ,

885102-4

12,00 x 7,00 x 55,00 | IN | EX

M-7

865128-4

31,65 x 7,00 x 122,40 x 45°

915001-8

Ø 7,00

## 96,000 mm

77

B 234 G ,

915001-8

Ø 7,00

## 98,430 mm

78

D 39 C ,

853604-6

44,40 x 9,50 x 122,90 x 45°

883627-6

15,90 x 9,50 x 58,00 | IN

863605-6

36,50 x 9,50 x 123,35 x 45°

## 98,430 mm

79

D6A180 , D6A210 , D6A230 , D6A250 , D6B 180 , D6B 220 , D6B 250 , D6B , G6A195 , G6B205 ,

911005-8

Ø 8,00

## 98,430 mm

80

TD 60 A , TD 60 C , TD 61 GA , TD 61 GB , TD 61 GC , TD 61 GS , TD 61 G ,

855115-6

41,00 x 8,00 x 145,30 x 30°

885137-6

16,01 x 8,00 x 64,50 | IN | EX

875148-6

43,58 x 35,50 x 6,05 x 30° | IN

R-8

885152-6

15,99 x 8,00 x 64,30 | IN | EX

865116-6

37,00 x 8,00 x 145,30 x 45°

975141-6

## 98,430 mm

81

D 60 A , TD 60 B , TD 61 F ,

855115-6

41,00 x 8,00 x 145,30 x 30°

885137-6

16,01 x 8,00 x 64,50 | IN | EX

875148-6

43,58 x 35,50 x 6,05 x 30° | IN

R-8

885152-6

15,99 x 8,00 x 64,30 | IN | EX

865116-6

37,00 x 8,00 x 145,30 x 45°

875149-6

41,58 x 31,90 x 9,00 x 45° | EX

975141-6



## 98,430 mm

**82**

TD 60 DG , TD 60 D , TD 61 FB , TD 61 GE ,

**855115-6****885152-6****R-8**

41,00 x 8,00 x 145,30 x 30°

15,99 x 8,00 x 64,30 | IN | EX

**865116-6**

37,00 x 8,00 x 145,30 x 45°

## 98,430 mm

**83**

TD 63 E ,

**855115-6****885137-6****R-8**

41,00 x 8,00 x 145,30 x 30°

16,01 x 8,00 x 64,50 | IN | EX

**885152-6**

15,99 x 8,00 x 64,30 | IN | EX

**865116-6**

37,00 x 8,00 x 145,30 x 45°

## 98,430 mm

**84**

TD 63 ES ,

**855115-6****885137-6****R-8**

41,00 x 8,00 x 145,30 x 30°

16,01 x 8,00 x 64,50 | IN | EX

**885152-6**

15,99 x 8,00 x 64,30 | IN | EX

**865116-6**

37,00 x 8,00 x 145,30 x 45°

**975141-6**

## 104,770 mm

**85**

TD 70 ES ,

**855117-6****885136-6****875144-6****R-11**

43,00 x 11,00 x 148,50 x 30°

18,01 x 11,00 x 66,00 | IN | EX

46,08 x 37,50 x 6,20 x 30° | IN

**865118-6**

37,00 x 11,00 x 148,50 x 45°

**875145-6**

44,07 x 34,00 x 8,90 x 45° | EX

## 104,770 mm

**86**

TD 70 FS , TD 70 G ,

**855117-6****885136-6****875144-6****R-11****905105-1**

43,00 x 11,00 x 148,50 x 30°

18,01 x 11,00 x 66,00 | IN | EX

46,08 x 37,50 x 6,20 x 30° | IN

**865118-6**

37,00 x 11,00 x 148,50 x 45°

**875145-6**

44,07 x 34,00 x 8,90 x 45° | EX

**975141-6**

## 104,770 mm

**87**

TD 71 FD , TD 71 G ,

**855117-6****885136-6****875144-6****R-11****905106-1**

43,00 x 11,00 x 148,50 x 30°

18,01 x 11,00 x 66,00 | IN | EX

46,08 x 37,50 x 6,20 x 30° | IN

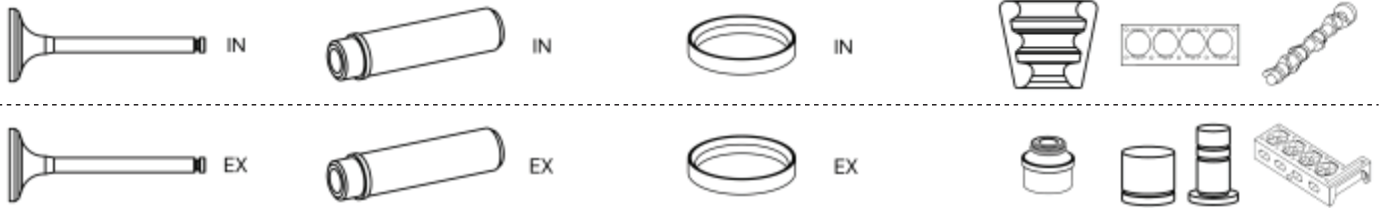
**865118-6**

37,00 x 11,00 x 148,50 x 45°

**875145-6**

44,07 x 34,00 x 8,90 x 45° | EX

**975141-6**



<b>104,770 mm</b>	<b>88</b>
-------------------	-----------

TD 71 FS ,				
<b>855117-6</b>	<b>885136-6</b>	<b>875144-6</b>	<b>R-11</b>	<b>905106-1</b>
43,00 x 11,00 x 148,50 x 30°	18,01 x 11,00 x 66,00   IN   EX	46,08 x 37,50 x 6,20 x 30°   IN		
<b>865118-6</b>		<b>875145-6</b>		
37,00 x 11,00 x 148,50 x 45°		44,07 x 34,00 x 8,90 x 45°   EX		

<b>104,770 mm</b>	<b>89</b>
-------------------	-----------

TD 73 KFE ,				
				<b>905106-1</b>
				<b>911005-8</b>
				Ø 8,00

<b>104,780 mm</b>	<b>90</b>
-------------------	-----------

D7A280 ,				
				<b>911005-8</b>
				Ø 8,00

<b>104,780 mm</b>	<b>91</b>
-------------------	-----------

D7A230 , D7A260 , D7A285 , D7B230 , D7B260 ,				
<b>855154-6</b>	<b>885152-6</b>		<b>R-8</b>	<b>905106-1</b>
43,05 x 8,00 x 149,70 x 30°	15,99 x 8,00 x 64,30   IN   EX			
<b>865157-6</b>			<b>911005-8</b>	
39,00 x 8,00 x 149,70 x 45°			Ø 8,00	

<b>104,780 mm</b>	<b>92</b>
-------------------	-----------

D 70 B , TD 70 A , TD 70 B ,				
<b>855109-6</b>	<b>885136-6</b>	<b>875144-6</b>	<b>R-11</b>	<b>905105-1</b>
43,05 x 11,00 x 148,50 x 30°	18,01 x 11,00 x 66,00   IN   EX	46,08 x 37,50 x 6,20 x 30°   IN		
<b>855117-6</b>				
43,00 x 11,00 x 148,50 x 30°				
<b>865110-6</b>		<b>875145-6</b>		<b>975141-6</b>
37,00 x 11,00 x 148,50 x 45°		44,07 x 34,00 x 8,90 x 45°   EX		
<b>865118-6</b>				
37,00 x 11,00 x 148,50 x 45°				

<b>104,780 mm</b>	<b>93</b>
-------------------	-----------

D 70 A , TD 70 C ,				
<b>855109-6</b>	<b>885136-6</b>	<b>875144-6</b>	<b>R-11</b>	<b>905105-1</b>
43,05 x 11,00 x 148,50 x 30°	18,01 x 11,00 x 66,00   IN   EX	46,08 x 37,50 x 6,20 x 30°   IN		
<b>855117-6</b>				
43,00 x 11,00 x 148,50 x 30°				
<b>865110-6</b>		<b>875145-6</b>		
37,00 x 11,00 x 148,50 x 45°		44,07 x 34,00 x 8,90 x 45°   EX		
<b>865118-6</b>				
37,00 x 11,00 x 148,50 x 45°				





## 104,780 mm

**94**

TD 70 D ,

**905105-1**

## 104,780 mm

**95**

TD 70 E , TD 70 F , TD 70 HA , TD 70 H ,

<b>855117-6</b>	<b>885136-6</b>	<b>875144-6</b>	<b>R-11</b>	<b>905105-1</b>
-----------------	-----------------	-----------------	-------------	-----------------

43,00 x 11,00 x 148,50 x 30°	18,01 x 11,00 x 66,00   IN   EX	46,08 x 37,50 x 6,20 x 30°   IN		
------------------------------	---------------------------------	---------------------------------	--	--

<b>865118-6</b>		<b>875145-6</b>		<b>975141-6</b>
-----------------	--	-----------------	--	-----------------

37,00 x 11,00 x 148,50 x 45°		44,07 x 34,00 x 8,90 x 45°   EX		
------------------------------	--	---------------------------------	--	--

## 104,780 mm

**96**

TD 71 ACE , TD 71 AGP , TD 71 AG , TD 71 APB , TD 71 AP , TD 71 AW , TD 71 A , TD 71 FA , TD 71 FC ,

<b>855117-6</b>	<b>885136-6</b>	<b>875144-6</b>	<b>R-11</b>	<b>905106-1</b>
-----------------	-----------------	-----------------	-------------	-----------------

43,00 x 11,00 x 148,50 x 30°	18,01 x 11,00 x 66,00   IN   EX	46,08 x 37,50 x 6,20 x 30°   IN		
------------------------------	---------------------------------	---------------------------------	--	--

<b>865118-6</b>		<b>875145-6</b>		
-----------------	--	-----------------	--	--

37,00 x 11,00 x 148,50 x 45°		44,07 x 34,00 x 8,90 x 45°   EX		
------------------------------	--	---------------------------------	--	--

## 104,780 mm

**97**

TD 71 FQ , TD 71 FSQ , TD 71 F ,

<b>855117-6</b>	<b>885136-6</b>	<b>875144-6</b>	<b>R-11</b>	<b>905106-1</b>
-----------------	-----------------	-----------------	-------------	-----------------

43,00 x 11,00 x 148,50 x 30°	18,01 x 11,00 x 66,00   IN   EX	46,08 x 37,50 x 6,20 x 30°   IN		
------------------------------	---------------------------------	---------------------------------	--	--

<b>865118-6</b>		<b>875145-6</b>		<b>975141-6</b>
-----------------	--	-----------------	--	-----------------

37,00 x 11,00 x 148,50 x 45°		44,07 x 34,00 x 8,90 x 45°   EX		
------------------------------	--	---------------------------------	--	--

## 104,780 mm

**98**

TD 73 ES , TD 73 E ,

<b>855140-6</b>	<b>885152-6</b>		<b>R-8</b>	<b>905106-1</b>
-----------------	-----------------	--	------------	-----------------

43,10 x 8,00 x 149,70 x 30°	15,99 x 8,00 x 64,30   IN   EX			
-----------------------------	--------------------------------	--	--	--

<b>865141-6</b>			<b>911005-8</b>	<b>975141-6</b>
-----------------	--	--	-----------------	-----------------

39,00 x 8,00 x 149,70 x 45°			Ø 8,00	
-----------------------------	--	--	--------	--

## 104,780 mm

**99**

TD 73 EA , TD 73 EB ,

<b>855140-6</b>	<b>885152-6</b>		<b>R-8</b>	<b>905106-1</b>
-----------------	-----------------	--	------------	-----------------

43,10 x 8,00 x 149,70 x 30°	15,99 x 8,00 x 64,30   IN   EX			
-----------------------------	--------------------------------	--	--	--

<b>865141-6</b>			<b>911005-8</b>	
-----------------	--	--	-----------------	--

39,00 x 8,00 x 149,70 x 45°			Ø 8,00	
-----------------------------	--	--	--------	--

## 107,000 mm

**100**

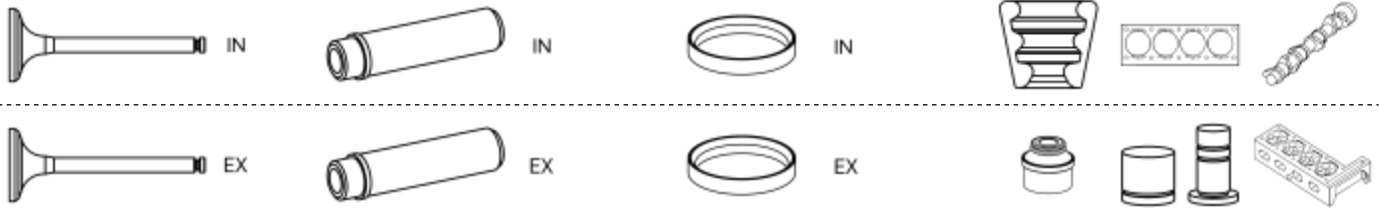
D7C215 , D7C250 , D7C290 , D7C310 ,

<b>855154-6</b>	<b>885152-6</b>		<b>R-8</b>	<b>905106-1</b>
-----------------	-----------------	--	------------	-----------------

43,05 x 8,00 x 149,70 x 30°	15,99 x 8,00 x 64,30   IN   EX			
-----------------------------	--------------------------------	--	--	--

<b>865157-6</b>			<b>911005-8</b>	
-----------------	--	--	-----------------	--

39,00 x 8,00 x 149,70 x 45°			Ø 8,00	
-----------------------------	--	--	--------	--



<b>107,000 mm</b>	<b>101</b>
-------------------	------------

D7C275 ,

905106-1

911005-8

Ø 8,00

<b>107,770 mm</b>	<b>102</b>
-------------------	------------

TD 73 KCE ,

911005-8

Ø 8,00

<b>108,000 mm</b>	<b>103</b>
-------------------	------------

D7D EAE2 ,

851578-6

48,10 x 9,00 x 139,00 x 30°

861571-6

42,10 x 9,00 x 138,95 x 45°

<b>108,000 mm</b>	<b>104</b>
-------------------	------------

D7E240 , D7E280 , D7E290 , D7E320 ,

855163-6

38,20 x 8,00 x 145,90 x 30°

M-8

865164-6

35,80 x 8,00 x 145,80 x 45°

883868-6

13,04 x 8,00 x 58,30 | EX

<b>108,000 mm</b>	<b>105</b>
-------------------	------------

D7F240 , D7F260 , D7F290 ,

855163-6

38,20 x 8,00 x 145,90 x 30°

865164-6

35,80 x 8,00 x 145,80 x 45°

<b>110,000 mm</b>	<b>106</b>
-------------------	------------

D5K240 , D8K250 , D8K280 , D8K320 , D8K350 ,

K-8

<b>120,000 mm</b>	<b>107</b>
-------------------	------------

D9A260 , D9A300 , D9A340 , D9A380 ,

855165-2

38,00 x 8,00 x 191,90 x 30°

885142-6

15,00 x 8,00 x 83,50 | IN | EX

875165-6

40,05 x 31,00 x 7,40 x 30° | IN

M-8

855169-2

38,00 x 8,00 x 192,00 x 30°

R-8

865166-2

38,00 x 8,00 x 191,60 x 30°

875166-6

41,05 x 31,00 x 7,40 x 30° | EX

911005-8

Ø 8,00

865170-2

38,00 x 8,00 x 191,70 x 30°



<b>120,000 mm</b>	<b>108</b>
-------------------	------------

D9B260 , D9B300 , D9B310 , D9B340 , D9B360 , D9B380 ,

<b>855165-2</b>	<b>885142-6</b>	<b>M-8</b>
38,00 x 8,00 x 191,90 x 30°	15,00 x 8,00 x 83,50   IN   EX	
<b>865166-2</b>		<b>911005-8</b>
38,00 x 8,00 x 191,60 x 30°		Ø 8,00

<b>120,650 mm</b>	<b>109</b>
-------------------	------------

D 100 A , D 100 B ,

<b>855119-6</b>	<b>885135-6</b>	<b>875146-6</b>	<b>905101-1</b>
50,00 x 11,00 x 167,30 x 30°	18,01 x 11,00 x 81,00   IN	54,07 x 44,40 x 6,80 x 30°   IN	
<b>865120-6</b>	<b>885134-6</b>	<b>875147-6</b>	<b>975140-6</b>
46,10 x 11,00 x 167,20 x 45°	18,01 x 11,00 x 66,00   EX	49,06 x 40,00 x 11,50 x 45°   EX	
			<b>975145-6</b>

<b>120,650 mm</b>	<b>110</b>
-------------------	------------

D10B320 , D10B360 ,

<b>855123-6</b>	<b>885135-6</b>	<b>875146-6</b>	<b>R-11</b>
50,00 x 11,00 x 167,40 x 30°	18,01 x 11,00 x 81,00   IN	54,07 x 44,40 x 6,80 x 30°   IN	
<b>865124-6</b>	<b>885134-6</b>	<b>875147-6</b>	<b>975140-6</b>
46,00 x 11,00 x 167,20 x 45°	18,01 x 11,00 x 66,00   EX	49,06 x 40,00 x 11,50 x 45°   EX	
		<b>875152-6</b>	<b>975145-6</b>
		49,00 x 40,00 x 9,40 x 45°   EX	

<b>120,650 mm</b>	<b>111</b>
-------------------	------------

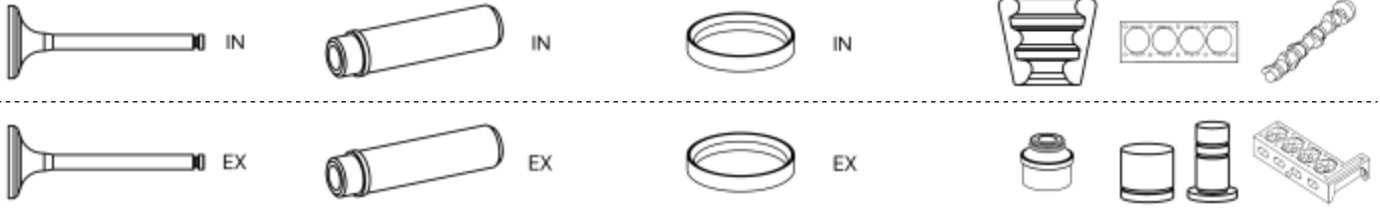
HD 100 A ,

	<b>905101-1</b>
--	-----------------

<b>120,650 mm</b>	<b>112</b>
-------------------	------------

TD 100 A ,

<b>855119-6</b>	<b>885135-6</b>	<b>875146-6</b>	<b>R-11</b>	<b>905101-1</b>
50,00 x 11,00 x 167,30 x 30°	18,01 x 11,00 x 81,00   IN	54,07 x 44,40 x 6,80 x 30°   IN		
<b>855123-6</b>				<b>905102-1</b>
50,00 x 11,00 x 167,40 x 30°				
<b>855127-6</b>				
49,00 x 11,00 x 167,30 x 30°				
<b>865120-6</b>	<b>885134-6</b>	<b>875147-6</b>		<b>975140-6</b>
46,10 x 11,00 x 167,20 x 45°	18,01 x 11,00 x 66,00   EX	49,06 x 40,00 x 11,50 x 45°   EX		
<b>865124-6</b>				<b>975145-6</b>
46,00 x 11,00 x 167,20 x 45°				



<b>120,650 mm</b>	<b>113</b>
-------------------	------------

HD 100 D , TD 100 BG , TD 100 B , THD 100 DA , THD 100 DB , THD 100 DC , THD 100 DD , THD 100 D ,

<b>855119-6</b>	<b>885135-6</b>	<b>875146-6</b>	<b>R-11</b>	<b>905101-1</b>
50,00 x 11,00 x 167,30 x 30°	18,01 x 11,00 x 81,00   IN	54,07 x 44,40 x 6,80 x 30°   IN		
<b>855123-6</b>				
50,00 x 11,00 x 167,40 x 30°				
<b>855127-6</b>				
49,00 x 11,00 x 167,30 x 30°				
<b>865120-6</b>	<b>885134-6</b>	<b>875147-6</b>		<b>975140-6</b>
46,10 x 11,00 x 167,20 x 45°	18,01 x 11,00 x 66,00   EX	49,06 x 40,00 x 11,50 x 45°   EX		
<b>865124-6</b>				<b>975145-6</b>
46,00 x 11,00 x 167,20 x 45°				

<b>120,650 mm</b>	<b>114</b>
-------------------	------------

TD 100 CHC ,

<b>855119-6</b>	<b>885135-6</b>	<b>875146-6</b>	<b>R-11</b>	<b>515102-1</b>
50,00 x 11,00 x 167,30 x 30°	18,01 x 11,00 x 81,00   IN	54,07 x 44,40 x 6,80 x 30°   IN		
<b>855123-6</b>				
50,00 x 11,00 x 167,40 x 30°				
<b>855127-6</b>				
49,00 x 11,00 x 167,30 x 30°				
<b>865120-6</b>	<b>885134-6</b>	<b>875147-6</b>		<b>975140-6</b>
46,10 x 11,00 x 167,20 x 45°	18,01 x 11,00 x 66,00   EX	49,06 x 40,00 x 11,50 x 45°   EX		
<b>865124-6</b>				<b>975145-6</b>
46,00 x 11,00 x 167,20 x 45°				

<b>120,650 mm</b>	<b>115</b>
-------------------	------------

TD 100 C , TD 100 F ,

<b>855119-6</b>	<b>885135-6</b>	<b>875146-6</b>	<b>R-11</b>	
50,00 x 11,00 x 167,30 x 30°	18,01 x 11,00 x 81,00   IN	54,07 x 44,40 x 6,80 x 30°   IN		
<b>855123-6</b>				
50,00 x 11,00 x 167,40 x 30°				
<b>855127-6</b>				
49,00 x 11,00 x 167,30 x 30°				
<b>865120-6</b>	<b>885134-6</b>	<b>875147-6</b>		<b>975140-6</b>
46,10 x 11,00 x 167,20 x 45°	18,01 x 11,00 x 66,00   EX	49,06 x 40,00 x 11,50 x 45°   EX		
<b>865124-6</b>				<b>975145-6</b>
46,00 x 11,00 x 167,20 x 45°				



## 120,650 mm

**116**

TD 101 FA , TD 101 FC , TD 101 FD , TD 101 F , TD 101 GA , TD 101 G , TD 102 FDQ , TD 102 FD , TD 102 FH , TD 102 FL , TD 102 FM , TD 102 FQ , TD 102 F , TD 103 EA , TD 103 ES , TD 103 E , THD 101 GB , THD 101 GC , THD 101 GD , THD 101 KB , THD 101 KC ,

<b>855119-6</b>	<b>885135-6</b>	<b>875146-6</b>	<b>R-11</b>	<b>905102-1</b>
50,00 x 11,00 x 167,30 x 30°	18,01 x 11,00 x 81,00   IN	54,07 x 44,40 x 6,80 x 30°   IN		
<b>855123-6</b>				
50,00 x 11,00 x 167,40 x 30°				
<b>855127-6</b>				
49,00 x 11,00 x 167,30 x 30°				
<b>865120-6</b>	<b>885134-6</b>	<b>875147-6</b>		<b>975140-6</b>
46,10 x 11,00 x 167,20 x 45°	18,01 x 11,00 x 66,00   EX	49,06 x 40,00 x 11,50 x 45°   EX		
<b>865124-6</b>				<b>975145-6</b>
46,00 x 11,00 x 167,20 x 45°				

## 120,650 mm

**117**

TD 102 FF ,

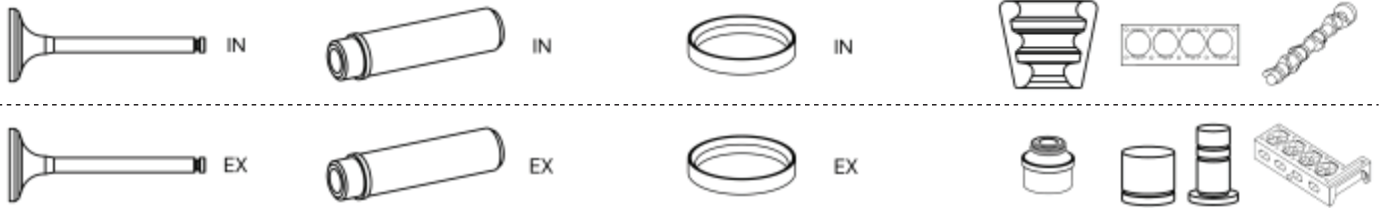
<b>855119-6</b>	<b>885135-6</b>	<b>875146-6</b>	<b>R-11</b>	<b>905102-1</b>
50,00 x 11,00 x 167,30 x 30°	18,01 x 11,00 x 81,00   IN	54,07 x 44,40 x 6,80 x 30°   IN		
<b>855123-6</b>				
50,00 x 11,00 x 167,40 x 30°				
<b>855127-6</b>				
49,00 x 11,00 x 167,30 x 30°				
<b>865120-6</b>	<b>885134-6</b>	<b>875147-6</b>		<b>975145-6</b>
46,10 x 11,00 x 167,20 x 45°	18,01 x 11,00 x 66,00   EX	49,06 x 40,00 x 11,50 x 45°   EX		
<b>865124-6</b>				
46,00 x 11,00 x 167,20 x 45°				

## 120,650 mm

**118**

TD 102 FGQ ,

<b>855119-6</b>	<b>885135-6</b>	<b>875142-6</b>	<b>R-11</b>	<b>905102-1</b>
50,00 x 11,00 x 167,30 x 30°	18,01 x 11,00 x 81,00   IN	54,11 x 44,50 x 6,75 x 30°   IN		
<b>855123-6</b>		<b>875146-6</b>		
50,00 x 11,00 x 167,40 x 30°		54,07 x 44,40 x 6,80 x 30°   IN		
<b>855127-6</b>				
49,00 x 11,00 x 167,30 x 30°				
<b>865120-6</b>	<b>885134-6</b>	<b>875143-6</b>		<b>975145-6</b>
46,10 x 11,00 x 167,20 x 45°	18,01 x 11,00 x 66,00   EX	51,11 x 40,10 x 9,50 x 45°   EX		
<b>865124-6</b>		<b>875147-6</b>		
46,00 x 11,00 x 167,20 x 45°		49,06 x 40,00 x 11,50 x 45°   EX		



<b>120,650 mm</b>	<b>119</b>
-------------------	------------

<b>THD 100 A ,</b>				
<b>855119-6</b>	<b>885135-6</b>	<b>875142-6</b>	<b>R-11</b>	<b>905101-1</b>
50,00 x 11,00 x 167,30 x 30°	18,01 x 11,00 x 81,00   IN	54,11 x 44,50 x 6,75 x 30°   IN		
<b>855123-6</b>		<b>875146-6</b>		
50,00 x 11,00 x 167,40 x 30°		54,07 x 44,40 x 6,80 x 30°   IN		
<b>855127-6</b>				
49,00 x 11,00 x 167,30 x 30°				
<b>865120-6</b>	<b>885134-6</b>	<b>875143-6</b>		<b>975140-6</b>
46,10 x 11,00 x 167,20 x 45°	18,01 x 11,00 x 66,00   EX	51,11 x 40,10 x 9,50 x 45°   EX		
<b>865124-6</b>		<b>875147-6</b>		<b>975145-6</b>
46,00 x 11,00 x 167,20 x 45°		49,06 x 40,00 x 11,50 x 45°   EX		

<b>120,650 mm</b>	<b>120</b>
-------------------	------------

<b>TD 101 GB , TD 101 GE , TD 102 FAQ , TD 102 FBQ , TD 102 FCQ , TD 102 FEQ , TD 102 FS , TD 102 FT , TD 103 KB , TD 103 KF , THD 100 EA , THD 100 EE , THD 100 EK , THD 101 B , THD 101 KE ,</b>				
<b>855119-6</b>	<b>885135-6</b>	<b>875142-6</b>	<b>R-11</b>	<b>905102-1</b>
50,00 x 11,00 x 167,30 x 30°	18,01 x 11,00 x 81,00   IN	54,11 x 44,50 x 6,75 x 30°   IN		
<b>855123-6</b>		<b>875146-6</b>		
50,00 x 11,00 x 167,40 x 30°		54,07 x 44,40 x 6,80 x 30°   IN		
<b>855127-6</b>				
49,00 x 11,00 x 167,30 x 30°				
<b>865120-6</b>	<b>885134-6</b>	<b>875143-6</b>		<b>975140-6</b>
46,10 x 11,00 x 167,20 x 45°	18,01 x 11,00 x 66,00   EX	51,11 x 40,10 x 9,50 x 45°   EX		
<b>865124-6</b>		<b>875147-6</b>		<b>975145-6</b>
46,00 x 11,00 x 167,20 x 45°		49,06 x 40,00 x 11,50 x 45°   EX		

<b>120,650 mm</b>	<b>121</b>
-------------------	------------

<b>TD 100 GA , TD 100 G , THD 100 EB , THD 100 EC , THD 100 ED , THD 100 E ,</b>					
<b>855119-6</b>	<b>885135-6</b>	<b>875146-6</b>	<b>R-11</b>	<b>905102-1</b>	<b>515102-1</b>
50,00 x 11,00 x 167,30 x 30°	18,01 x 11,00 x 81,00   IN	54,07 x 44,40 x 6,80 x 30°   IN			
<b>855123-6</b>					
50,00 x 11,00 x 167,40 x 30°					
<b>855127-6</b>					
49,00 x 11,00 x 167,30 x 30°					
<b>865120-6</b>	<b>885134-6</b>	<b>875147-6</b>		<b>975140-6</b>	
46,10 x 11,00 x 167,20 x 45°	18,01 x 11,00 x 66,00   EX	49,06 x 40,00 x 11,50 x 45°   EX			
<b>865124-6</b>				<b>975145-6</b>	
46,00 x 11,00 x 167,20 x 45°					

<b>120,650 mm</b>	<b>122</b>
-------------------	------------

<b>THD 102 KB , THD 102 KD ,</b>					
		<b>875146-6</b>	<b>R-11</b>	<b>905102-1</b>	<b>515102-1</b>
		54,07 x 44,40 x 6,80 x 30°   IN			
<b>865124-6</b>	<b>885134-6</b>	<b>875147-6</b>		<b>975140-6</b>	
46,00 x 11,00 x 167,20 x 45°	18,01 x 11,00 x 66,00   EX	49,06 x 40,00 x 11,50 x 45°   EX			
				<b>975145-6</b>	



## 120,650 mm

**123**

DH10A245 , DH10A285 , DH10A360 , THD 102 KA , THD 102 KE , THD 102 KF , THD 102 KJ , THD 103 KB , THD 103 KD , THD 103 KF ,

<b>855124-6</b>	<b>885135-6</b>	<b>875146-6</b>	<b>R-11</b>	<b>905102-1</b>
46,00 x 11,00 x 167,20 x 45°	18,01 x 11,00 x 81,00   IN	54,07 x 44,40 x 6,80 x 30°   IN		
<b>865124-6</b>	<b>885134-6</b>	<b>875147-6</b>		<b>975140-6</b>
46,00 x 11,00 x 167,20 x 45°	18,01 x 11,00 x 66,00   EX	49,06 x 40,00 x 11,50 x 45°   EX		
				<b>975145-6</b>

## 120,650 mm

**124**

D10A320 , D10A360 , THD 103 ES , THD 103 E ,

<b>855123-6</b>	<b>885135-6</b>	<b>875146-6</b>	<b>R-11</b>	<b>905102-1</b>
50,00 x 11,00 x 167,40 x 30°	18,01 x 11,00 x 81,00   IN	54,07 x 44,40 x 6,80 x 30°   IN		
<b>865124-6</b>	<b>885134-6</b>	<b>875147-6</b>		<b>975140-6</b>
46,00 x 11,00 x 167,20 x 45°	18,01 x 11,00 x 66,00   EX	49,06 x 40,00 x 11,50 x 45°   EX		
				<b>975145-6</b>

## 123,000 mm

**125**

D11A370 , D11A430 , D11C330 , D11C370 , D11C410 , D11C450 , D11K330 , D11K370 , D11K380 , D11K410 , D11K430 , D11K450 , D11K460 ,

<b>853869-2</b>	<b>885142-6</b>	<b>875163-6</b>	<b>M-8</b>	
40,00 x 8,00 x 192,00 x 45°	15,00 x 8,00 x 83,50   IN   EX	42,00 x 33,00 x 7,30 x 30°   IN		
<b>863870-2</b>		<b>875164-6</b>		
38,00 x 8,00 x 192,60 x 30°		40,04 x 31,20 x 6,40 x 30°   EX		

## 130,170 mm

**126**

TD 121 F , TD 121 GD , TD 121 G ,

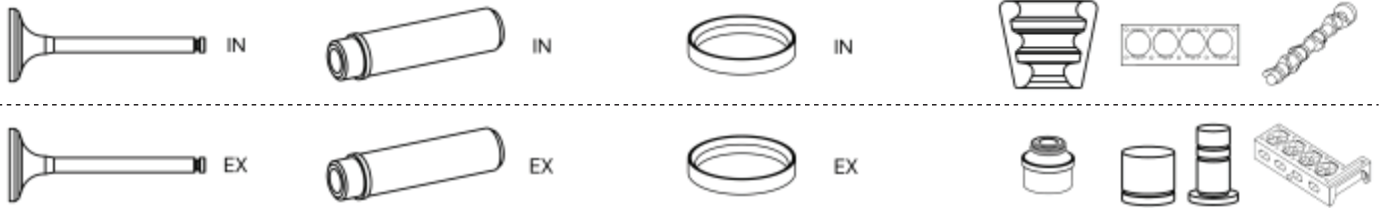
<b>855125-40-6</b>	<b>885135-6</b>	<b>875140-6</b>	<b>R-11</b>	<b>905103-1</b>
54,00 x 11,00 x 167,20 x 30°	18,01 x 11,00 x 81,00   IN	59,12 x 48,70 x 6,75 x 30°   IN		
<b>855125-6</b>				
54,00 x 11,00 x 167,20 x 30°				
<b>865126-6</b>	<b>885134-6</b>	<b>875141-6</b>		<b>975140-6</b>
50,01 x 11,00 x 167,20 x 45°	18,01 x 11,00 x 66,00   EX	56,60 x 45,00 x 9,45 x 45°   EX		
				<b>975145-6</b>

## 130,170 mm

**127**

TD 122 FS ,

<b>855125-40-6</b>	<b>885135-6</b>	<b>875140-6</b>	<b>R-11</b>	<b>905103-1</b>
54,00 x 11,00 x 167,20 x 30°	18,01 x 11,00 x 81,00   IN	59,12 x 48,70 x 6,75 x 30°   IN		
<b>855125-6</b>				<b>905104-1</b>
54,00 x 11,00 x 167,20 x 30°				
<b>865126-6</b>	<b>885134-6</b>	<b>875141-6</b>		<b>975140-6</b>
50,01 x 11,00 x 167,20 x 45°	18,01 x 11,00 x 66,00   EX	56,60 x 45,00 x 9,45 x 45°   EX		
				<b>975145-6</b>



<b>130,180 mm</b>	<b>128</b>
-------------------	------------

TD 120 A ,				
<b>855121-6</b>	<b>885135-6</b>	<b>875140-6</b>	<b>R-11</b>	<b>905103-1</b>
54,00 x 11,00 x 167,20 x 30°	18,01 x 11,00 x 81,00   IN	59,12 x 48,70 x 6,75 x 30°   IN		
<b>855125-40-6</b>				
54,00 x 11,00 x 167,20 x 30°				
<b>855125-6</b>				
54,00 x 11,00 x 167,20 x 30°				
<b>865122-6</b>	<b>885134-6</b>	<b>875141-6</b>		<b>975140-6</b>
50,00 x 11,00 x 167,30 x 45°	18,01 x 11,00 x 66,00   EX	56,60 x 45,00 x 9,45 x 45°   EX		
<b>865126-6</b>				<b>975145-6</b>
50,01 x 11,00 x 167,20 x 45°				

<b>130,180 mm</b>	<b>129</b>
-------------------	------------

TD 120 C , TD 120 D , TD 120 E , TD 120 FA , TD 120 FB , TD 120 FC , TD 120 FTQ , TD 120 F , TD 120 GA , TD 120 G , TD 121 FA , TD 121 FB , TD 121 FC , TD 121 FD , TD 121 FE , TD 121 FF , TD 121 FG , TD 121 FH , TD 121 FK ,				
<b>855125-40-6</b>	<b>885135-6</b>	<b>875140-6</b>	<b>R-11</b>	<b>905103-1</b>
54,00 x 11,00 x 167,20 x 30°	18,01 x 11,00 x 81,00   IN	59,12 x 48,70 x 6,75 x 30°   IN		
<b>855125-6</b>				
54,00 x 11,00 x 167,20 x 30°				
<b>865126-6</b>	<b>885134-6</b>	<b>875141-6</b>		<b>975140-6</b>
50,01 x 11,00 x 167,20 x 45°	18,01 x 11,00 x 66,00   EX	56,60 x 45,00 x 9,45 x 45°   EX		
				<b>975145-6</b>

<b>130,180 mm</b>	<b>130</b>
-------------------	------------

TD 122 FAQ , TD 122 FA , TD 122 FBQ , TD 122 FCQ , TD 122 FKQ , TD 122 FK , TD 122 FL , TD 122 FR , TD 123 EA , TD 123 EB , TD 123 EC , TD 123 ED , TD 123 ES , TD 123 E ,				
<b>855125-40-6</b>	<b>885135-6</b>	<b>875140-6</b>	<b>R-11</b>	<b>905103-1</b>
54,00 x 11,00 x 167,20 x 30°	18,01 x 11,00 x 81,00   IN	59,12 x 48,70 x 6,75 x 30°   IN		
<b>855125-6</b>				<b>905104-1</b>
54,00 x 11,00 x 167,20 x 30°				
<b>865126-6</b>	<b>885134-6</b>	<b>875141-6</b>		<b>975140-6</b>
50,01 x 11,00 x 167,20 x 45°	18,01 x 11,00 x 66,00   EX	56,60 x 45,00 x 9,45 x 45°   EX		
				<b>975145-6</b>

<b>130,180 mm</b>	<b>131</b>
-------------------	------------

TD 122 FH , TD 122 F ,				
<b>855125-40-6</b>	<b>885135-6</b>	<b>875140-6</b>	<b>R-11</b>	<b>905103-1</b> <b>515101-1</b>
54,00 x 11,00 x 167,20 x 30°	18,01 x 11,00 x 81,00   IN	59,12 x 48,70 x 6,75 x 30°   IN		
<b>855125-6</b>				<b>905104-1</b>
54,00 x 11,00 x 167,20 x 30°				
<b>865126-6</b>	<b>885134-6</b>	<b>875141-6</b>		<b>975140-6</b>
50,01 x 11,00 x 167,20 x 45°	18,01 x 11,00 x 66,00   EX	56,60 x 45,00 x 9,45 x 45°   EX		
				<b>975145-6</b>





## 130,180 mm

132

TD 122 ED , TD 122 FTO , TD 122 KBE , TD 122 KE , TD 122 KHD ,

**855125-40-6**

54,00 x 11,00 x 167,20 x 30°

**885135-6**

18,01 x 11,00 x 81,00 | IN

**875140-6**

59,12 x 48,70 x 6,75 x 30° | IN

**R-11**

**855125-6**

54,00 x 11,00 x 167,20 x 30°

**865126-6**

50,01 x 11,00 x 167,20 x 45°

**885134-6**

18,01 x 11,00 x 66,00 | EX

**875141-6**

56,60 x 45,00 x 9,45 x 45° | EX

**975140-6**

**975145-6**

## 131,000 mm

133

D12A340 , D12A380 , D12A420 ,

**855144-2**

40,00 x 8,00 x 192,10 x 30°

**885142-6**

15,00 x 8,00 x 83,50 | IN | EX

**R-8**

**905116-1**

**865145-2**

40,00 x 8,00 x 191,70 x 45°

**911005-8**

Ø 8,00

## 131,000 mm

134

D12A370 , D12A410 , D12B390 , D12B430 , D12C430 ,

**911005-8**

Ø 8,00

## 131,000 mm

135

D12B340 ,

**855144-2**

40,00 x 8,00 x 192,10 x 30°

**885142-6**

15,00 x 8,00 x 83,50 | IN | EX

**R-8**

**905116-1**

**911005-8**

Ø 8,00

## 131,000 mm

136

D12C340 , D12C380 , D12C460 , D12D340 , D12D380 , D12D420 , D12D460 , D12D500 , DH12D340 , DH12D380 , DH12D420 , DH12E340 , DH12E380 , DH12E420 , DH12E460 ,

**855143-2**

40,10 x 8,00 x 192,00 x 30°

**885142-6**

15,00 x 8,00 x 83,50 | IN | EX

**R-8**

**905116-1**

**865146-2**

40,00 x 8,00 x 191,60 x 45°

**911005-8**

Ø 8,00

## 131,000 mm

137

D12C420 ,

**855143-2**

40,10 x 8,00 x 192,00 x 30°

**885142-6**

15,00 x 8,00 x 83,50 | IN | EX

**R-8**

**905116-1**

**855144-2**

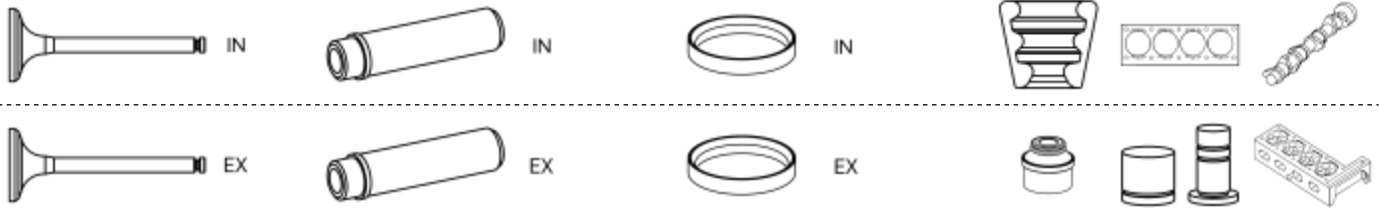
40,00 x 8,00 x 192,10 x 30°

**911005-8**

Ø 8,00

**865146-2**

40,00 x 8,00 x 191,60 x 45°



**131,000 mm**

**138**

D12C390 , D12D365 , D12D390 , D12D395 , D12D435 , D12D465 ,

905116-1

911005-8

Ø 8,00

**131,000 mm**

**139**

D12D425 ,

855143-2

885142-6

R-8

905116-1

40,10 x 8,00 x 192,00 x 30°

15,00 x 8,00 x 83,50 | IN | EX

911005-8

Ø 8,00

**131,000 mm**

**140**

D12F390 ,

855143-2

885142-6

R-8

40,10 x 8,00 x 192,00 x 30°

15,00 x 8,00 x 83,50 | IN | EX

**131,000 mm**

**141**

D12F430 ,

855143-2

885142-6

R-8

40,10 x 8,00 x 192,00 x 30°

15,00 x 8,00 x 83,50 | IN | EX

865146-2

40,00 x 8,00 x 191,60 x 45°

**131,000 mm**

**142**

D13A420 , D13A460 , D13A500 ,

855159-2

885142-6

M-8

42,00 x 8,00 x 192,00 x 25°

15,00 x 8,00 x 83,50 | IN | EX

865160-2

40,00 x 8,00 x 191,70 x 40°

**131,000 mm**

**143**

D13A540 ,

855159-2

42,00 x 8,00 x 192,00 x 25°

865160-2

40,00 x 8,00 x 191,70 x 40°

**131,000 mm**

**144**

D13A360 , D13A400 , D13A440 , D13A480 , D13A520 , D13B360 , D13B400 , D13B440 , D13B500 , D13C380 , D13C420 , D13C460 , D13C500 , D13C540 ,

855159-2

885142-6

875157-6

M-8

42,00 x 8,00 x 192,00 x 25°

15,00 x 8,00 x 83,50 | IN | EX

45,08 x 33,80 x 7,50 x 25° | IN

865160-2

875158-6

40,00 x 8,00 x 191,70 x 40°

43,07 x 33,00 x 7,50 x 40° | EX



## 131,000 mm

145

D13K420 , D13K460 , D13K500 , D13K540 ,

855159-2

885142-6

M-8

42,00 x 8,00 x 192,00 x 25°

15,00 x 8,00 x 83,50 | IN | EX

## 144,000 mm

146

D 16A ,

855146-6

47,00 x 9,50 x 176,80 x 30°

## 144,000 mm

147

D16C550 , D16C610 , D16E540 , D16E580 , D16E660 , D16G540 , D16G600 , D16G700 , D16G750 ,

855161-2

885163-6

49,00 x 10,00 x 192,90 x 25°

16,00 x 10,00 x 83,40 | IN | EX

865162-2

46,00 x 10,00 x 191,40 x 45°

913901-6

Ø 10,00

## 144,000 mm

148

D16K550 , D16K650 , D16K750 ,

913901-6

Ø 10,00

## 144,000 mm

149

D16A470 , D16A520 , D16B520 , TD 162 FJ , TD 162 FL , TD 162 FS , TD 162 F , TD 163 ES ,

855146-6

885140-6

47,00 x 9,50 x 176,80 x 30°

16,00 x 9,50 x 82,00 | IN

865130-6

45,00 x 9,50 x 176,90 x 45°

885141-6

16,00 x 9,50 x 71,00 | EX

## 144,000 mm

150

TD 164 KAE , TD 164 KAE ,

875167-3

50,06 x 39,50 x 7,50 x 30° | IN

875168-3

48,06 x 37,50 x 12,40 x 45° | EX



**siehe Motorenliste**  
**see engline list**  
**voir la liste des moteurs**  
**ver lista de motores**  
**см. список двигателей**  
**تالكر حطما قمىق رظنا**



# VOLVO PENTA


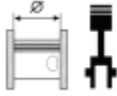




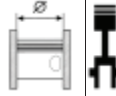



ENGINE			ccm	kW			1 POS	ENGINE			ccm	kW			1 POS
D1-20 A	67,000	3	762	14 kW	D	1542	1	D3-220 A-F	81,000	5	2401	162 kW	D	1542	2
D12C EBE2	131,000	6	12130	228 kW	D	1545	24	D3-220 I-D	81,000	5	2401	162 kW	D	1542	2
D12D EAE3	131,000	6	12130	235 kW	D	1545	24	D3-220 I-E	81,000	5	2401	162 kW	D	1542	2
D12D EBE3	131,000	6	12130	184 kW	D	1545	24	D3-220 I-F	81,000	5	2401	162 kW	D	1542	2
D12D LAE3	131,000	6	12130	234 kW	D	1545	24	D5A-B TA	108,000	4	4764	89 - 118 kW	D	1543	11
D12D LBE3	131,000	6	12130	259 kW	D	1545	24	D5A-TA	108,000	4	4764	89 - 118 kW	D	1543	11
D12D-675 I	131,000	6	12130	496 kW	D	1545	24	D5A-T	108,000	4	4764	77 - 81 kW	D	1543	11
D12D-700 I	131,000	6	12130	515 kW	D	1545	24	D7A-B TA	108,000	6	7145	130 - 174 kW	D	1543	12
D12D-715 I	131,000	6	12130	526 kW	D	1545	24	D7A-TA	108,000	6	7145	130 - 174 kW	D	1543	12
D12D-800 I	131,000	6	12130	570 kW	D	1545	24	D7A-T	108,000	6	7145	116 - 122 kW	D	1543	12
D12D-G MH	131,000	6	12130	216 - 405 kW	D	1545	24	D7C-B TA	108,000	6	7145	146 - 195 kW	D	1543	12
D2-55 A	84,000	4	2217	41 kW	D	1542	3	D7C-TA	108,000	6	7145	146 - 195 kW	D	1543	12
D2-55 B	84,000	4	2217	41 kW	D	1542	3	TAD1140VE	123,000	6	10837	235 kW	D	1545	20
D2-55 C	84,000	4	2217	41 kW	D	1542	3	TAD1141VE	123,000	6	10837	265 kW	D	1545	20
D2-55 D	84,000	4	2217	41 kW	D	1542	3	TAD1142VE	123,000	6	10837	285 kW	D	1545	20
D2-55 E	84,000	4	2217	41 kW	D	1542	3	TAD1150VE	123,000	6	10837	235 kW	D	1545	20
D2-75 A	84,000	4	2217	55 kW	D	1542	3	TAD1151VE	123,000	6	10837	265 kW	D	1545	20
D2-75 B	84,000	4	2217	55 kW	D	1542	3	TAD1152VE	123,000	6	10837	285 kW	D	1545	20
D2-75 C	84,000	4	2217	55 kW	D	1542	3	TAD1170VE	123,000	6	10837	235 kW	D	1545	20
D2-75 F	84,000	4	2217	55 kW	D	1542	3	TAD1171VE	123,000	6	10837	265 kW	D	1545	20
D3-110 I-A	81,000	5	2396	81 kW	D	1542	2	TAD1172VE	123,000	6	10837	285 kW	D	1545	20
D3-110 I-B	81,000	5	2401	81 kW	D	1542	2	TAD120BHC	130,170	6	11977	225 - 273 kW	D	1545	21
D3-110 I-C	81,000	5	2401	81 kW	D	1542	2	TAD121CHC	130,170	6	11977	238 kW	D	1545	22
D3-110 I-D	81,000	5	2401	81 kW	D	1542	2	TAD1240GE	131,000	6	12130	310 - 346 kW	D	1546	28
D3-110 I-E	81,000	5	2401	81 kW	D	1542	2	TAD1241GE	131,000	6	12130	323 - 387 kW	D	1546	28
D3-110 I-F	81,000	5	2401	81 kW	D	1542	2	TAD1241VE	131,000	6	12130	343 kW	D	1545	25
D3-130 A-A	81,000	5	2396	96 kW	D	1542	2	TAD1242GE	131,000	6	12130	352 - 430 kW	D	1546	28
D3-130 A-B	81,000	5	2401	96 kW	D	1542	2	TAD1242VE	131,000	6	12130	383 kW	D	1545	25
D3-130 A-C	81,000	5	2401	96 kW	D	1542	2	TAD1340VE	131,000	6	12777	240 - 256 kW	D	1546	26
D3-130 I-A	81,000	5	2396	96 kW	D	1542	2	TAD1341GE	131,000	6	12777	275 - 324 kW	D	1546	26
D3-130 I-B	81,000	5	2401	96 kW	D	1542	2	TAD1341VE	131,000	6	12777	259 - 275 kW	D	1546	26
D3-130 I-C	81,000	5	2401	96 kW	D	1542	2	TAD1342GE	131,000	6	12777	303 - 377 kW	D	1546	26
D3-140 A-D	81,000	5	2401	103 kW	D	1542	2	TAD1342VE	131,000	6	12777	294 - 310 kW	D	1546	26
D3-140 A-E	81,000	5	2401	103 kW	D	1542	2	TAD1343GE	131,000	6	12777	325 - 388 kW	D	1546	26
D3-140 A-F	81,000	5	2401	103 kW	D	1542	2	TAD1343VE	131,000	6	12777	316 - 332 kW	D	1546	27
D3-150 I-D	81,000	5	2401	110 kW	D	1542	2	TAD1344GE	131,000	6	12777	354 - 431 kW	D	1546	26
D3-150 I-E	81,000	5	2401	110 kW	D	1542	2	TAD1344VE	131,000	6	12777	336 - 352 kW	D	1546	26
D3-160 A-A	81,000	5	2396	120 kW	D	1542	2	TAD1345GE	131,000	6	12777	388 - 431 kW	D	1546	26
D3-160 A-B	81,000	5	2401	120 kW	D	1542	2	TAD1345VE	131,000	6	12777	377 - 394 kW	D	1546	26
D3-160 A-C	81,000	5	2401	120 kW	D	1542	2	TAD1350GE	131,000	6	12777	245 - 269 kW	D	1546	26
D3-160 I-A	81,000	5	2396	120 kW	D	1542	2	TAD1350VE	131,000	6	12777	256 kW	D	1546	26
D3-160 I-B	81,000	5	2401	120 kW	D	1542	2	TAD1351GE	131,000	6	12777	279 - 323 kW	D	1546	26
D3-160 I-C	81,000	5	2401	120 kW	D	1542	2	TAD1351VE	131,000	6	12777	285 kW	D	1546	26
D3-170 A-D	81,000	5	2401	125 kW	D	1542	2	TAD1352GE	131,000	6	12777	314 - 376 kW	D	1546	26
D3-170 A-E	81,000	5	2401	125 kW	D	1542	2	TAD1352VE	131,000	6	12777	315 kW	D	1546	26
D3-170 A-F	81,000	5	2401	125 kW	D	1542	2	TAD1353GE	131,000	6	12777	391 - 430 kW	D	1546	26
D3-170 I-D	81,000	5	2401	125 kW	D	1542	2	TAD1353VE	131,000	6	12777	345 kW	D	1546	26
D3-170 I-E	81,000	5	2401	125 kW	D	1542	2	TAD1354GE	131,000	6	12777	328 - 376 kW	D	1546	26
D3-170 I-F	81,000	5	2401	125 kW	D	1542	2	TAD1355GE	131,000	6	12777	344 - 390 kW	D	1546	26
D3-190 A-B	81,000	5	2401	140 kW	D	1542	2	TAD1360VE	131,000	6	12777	256 kW	D	1546	26
D3-190 A-C	81,000	5	2401	140 kW	D	1542	2	TAD1361VE	131,000	6	12777	285 kW	D	1546	26
D3-190 I-A	81,000	5	2401	140 kW	D	1542	2	TAD1362VE	131,000	6	12777	315 kW	D	1546	26
D3-190 I-B	81,000	5	2401	140 kW	D	1542	2	TAD1363VE	131,000	6	12777	345 kW	D	1546	26
D3-190 I-C	81,000	5	2401	140 kW	D	1542	2	TAD1364VE	131,000	6	12777	375 kW	D	1546	26
D3-200 A-D	81,000	5	2401	147 kW	D	1542	2	TAD1365VE	131,000	6	12777	405 kW	D	1546	26
D3-200 A-E	81,000	5	2401	147 kW	D	1542	2	TAD1371VE	131,000	6	12777	285 kW	D	1546	26
D3-200 A-F	81,000	5	2401	147 kW	D	1542	2	TAD1372VE	131,000	6	12777	315 kW	D	1546	26
D3-200 I-D	81,000	5	2401	147 kW	D	1542	2	TAD1373VE	131,000	6	12777	345 kW	D	1546	26
D3-200 I-E	81,000	5	2401	147 kW	D	1542	2	TAD1374VE	131,000	6	12777	375 kW	D	1546	26
D3-200 I-F	81,000	5	2401	147 kW	D	1542	2	TAD1375VE	131,000	6	12777	405 kW	D	1546	26
D3-220 A-D	81,000	5	2401	162 kW	D	1542	2	TAD1630G	144,000	6	16123	395 - 474 kW	D	1546	29
D3-220 A-E	81,000	5	2401	162 kW	D	1542	2	TAD1630P	144,000	6	16123	330 - 415 kW	D	1546	29

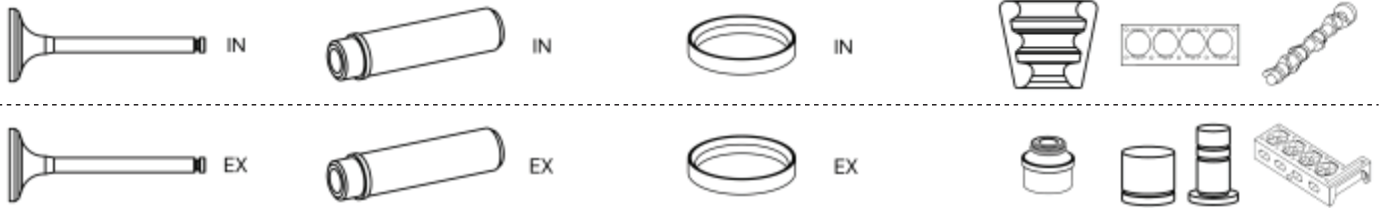


ENGINE		ccm	kW			1 POS	ENGINE		ccm	kW			1 POS		
TAD1630V	144,000	6	16123	330 - 415 kW	D	1546	29	TAD753GE	108,000	6	7145	175 - 218 kW	D	1544	14
TAD1631GE	144,000	6	16123	435 - 546 kW	D	1546	29	TAD754GE	108,000	6	7145	219 - 245 kW	D	1544	14
TAD1631G	144,000	6	16123	435 - 546 kW	D	1546	29	TAD760VE	108,000	6	7145	180 kW	D	1543	13
TAD1640GE	144,000	6	16123	393 - 480 kW	D	1546	30	TAD761VE	108,000	6	7145	160 kW	D	1544	14
TAD1640VE-B	144,000	6	16123	405 kW	D	1546	30	TAD762VE	108,000	6	7145	185 kW	D	1544	14
TAD1641GE	144,000	6	16123	430 - 546 kW	D	1546	30	TAD763VE	108,000	6	7145	210 kW	D	1544	14
TAD1641VE-B	144,000	6	16123	450 kW	D	1546	30	TAD764VE	108,000	6	7145	225 kW	D	1544	14
TAD1641VE	144,000	6	16123	406 - 420 kW	D	1546	30	TAD765VE	108,000	6	7145	235 kW	D	1544	14
TAD1642GE	144,000	6	16123	503 - 585 kW	D	1546	30	TAD840VE	110,000	6	7698	160 kW	D	1544	15
TAD1642VE-B	144,000	6	16123	515 kW	D	1546	30	TAD841VE	110,000	6	7698	185 kW	D	1544	15
TAD1642VE	144,000	6	16123	480 - 494 kW	D	1546	30	TAD842VE	110,000	6	7698	210 kW	D	1544	15
TAD1643GE	144,000	6	16123	504 - 554 kW	D	1546	31	TAD843VE	110,000	6	7698	235 kW	D	1544	15
TAD1643VE-B	144,000	6	16123	565 kW	D	1546	30	TAD851VE	110,000	6	7698	185 kW	D	1544	15
TAD1643VE	144,000	6	16123	543 - 565 kW	D	1546	30	TAD852VE	110,000	6	7698	210 kW	D	1544	15
TAD1650GE	144,000	6	16123	393 - 479 kW	D	1546	30	TAD853VE	110,000	6	7698	235 kW	D	1544	15
TAD1650VE-B	144,000	6	16123	405 kW	D	1546	30	TAD870VE	110,000	6	7698	160 kW	D	1544	15
TAD1650VE	144,000	6	16123	397 kW	D	1546	30	TAD871VE	110,000	6	7698	185 kW	D	1544	15
TAD1651GE	144,000	6	16123	430 - 546 kW	D	1546	30	TAD872VE	110,000	6	7698	210 kW	D	1544	15
TAD1651VE	144,000	6	16123	450 kW	D	1546	30	TAD873VE	110,000	6	7698	235 kW	D	1544	15
TAD1660VE	144,000	6	16123	405 kW	D	1546	30	TAD940GE	120,000	6	9364	240 - 273 kW	D	1544	16
TAD1661VE	144,000	6	16123	450 kW	D	1546	30	TAD940VE	120,000	6	9364	171 - 190 kW	D	1544	17
TAD1662VE	144,000	6	16123	515 kW	D	1546	30	TAD941GE	120,000	6	9364	281 - 323 kW	D	1544	18
TAD1670VE	144,000	6	16123	405 kW	D	1546	30	TAD941VE	120,000	6	9364	201 - 220 kW	D	1544	17
TAD1671VE	144,000	6	16123	450 kW	D	1546	30	TAD942VE	120,000	6	9364	235 - 250 kW	D	1544	17
TAD1672VE	144,000	6	16123	515 kW	D	1546	30	TAD943VE	120,000	6	9364	236 - 279 kW	D	1544	17
TAD520GE	108,000	4	4764	94 - 110 kW	D	1543	11	TAD950VE	120,000	6	9364	178 - 191 kW	D	1544	19
TAD520VE	108,000	4	4764	107 - 118 kW	D	1543	11	TAD951VE	120,000	6	9364	205 - 224 kW	D	1544	19
TAD530GE	108,000	4	4764	75 - 85 kW	D	1543	11	TAD952VE	120,000	6	9364	234 - 252 kW	D	1544	19
TAD531GE	108,000	4	4764	88 - 101 kW	D	1543	11	TAMD74A-A	107,000	6	7284	154 - 257 kW	D	1543	9
TAD532GE	108,000	4	4764	113 - 126 kW	D	1543	13	TAMD74A-B	107,000	6	7284	154 - 257 kW	D	1543	9
TAD540VE	110,000	4	5132	105 kW	D	1544	15	TAMD74A	107,000	6	7284	154 - 257 kW	D	1543	8
TAD541VE	110,000	4	5132	129 kW	D	1544	15	TAMD74C-A	107,000	6	7284	294 - 331 kW	D	1543	9
TAD542VE	110,000	4	5132	160 kW	D	1544	15	TAMD74C-B	107,000	6	7284	294 - 331 kW	D	1543	9
TAD550GE	108,000	4	4764	76 - 94 kW	D	1543	13	TAMD74L-A	107,000	6	7284	316 kW	D	1543	9
TAD550VE	110,000	4	5132	105 kW	D	1544	15	TAMD74L-B	107,000	6	7284	316 kW	D	1543	9
TAD551GE	108,000	4	4764	89 - 110 kW	D	1543	13	TAMD74P-A	107,000	6	7284	353 kW	D	1543	9
TAD551VE	110,000	4	5132	129 kW	D	1544	15	TAMD74P-B	107,000	6	7284	353 kW	D	1543	9
TAD552VE	110,000	4	5132	160 kW	D	1544	15	TAMD75P-A	107,000	6	7284	353 kW	D	1543	9
TAD560VE	108,000	4	4764	129 kW	D	1544	14	TD120HP-P	130,170	6	11977	243 - 246 kW	D	1545	22
TAD561VE	108,000	4	4764	155 kW	D	1544	14	TD121CHC	130,170	6	11977	184 - 256 kW	D	1545	22
TAD570VE	110,000	4	5132	105 kW	D	1544	15	TD121G-87	130,170	6	11977	184 - 256 kW	D	1545	22
TAD571VE	110,000	4	5132	129 kW	D	1544	15	TD121GGP	130,170	6	11977	184 - 256 kW	D	1545	22
TAD572VE	110,000	4	5132	160 kW	D	1544	15	TD520GE	108,000	4	4764	78 - 89 kW	D	1543	11
TAD650VE	101,000	6	6057	147 kW	D	1542	6	TD520VE	108,000	4	4764	81 kW	D	1543	11
TAD660VE	98,000	6	5702	147 kW	D	1542	4	TD720GE	108,000	6	7145	117 - 134 kW	D	1543	11
TAD720GE	108,000	6	7145	140 - 163 kW	D	1543	11	TD720VE-PP	108,000	6	7145	115 kW	D	1543	11
TAD720VE	108,000	6	7145	157 - 174 kW	D	1543	11	TWD1210V	130,170	6	11977	193 - 284 kW	D	1545	23
TAD721GE	108,000	6	7145	162 - 197 kW	D	1543	13	TWD1211V	130,170	6	11977	232 - 310 kW	D	1545	23
TAD721VE	108,000	6	7145	176 - 195 kW	D	1543	11	TWD1240VE	131,000	6	12130	294 - 310 kW	D	1546	28
TAD722GE	108,000	6	7145	179 - 218 kW	D	1543	13	TWD1630G	144,000	6	16123	350 - 430 kW	D	1546	29
TAD722VE	108,000	6	7145	212 - 220 kW	D	1543	11	TWD1630P	144,000	6	16123	288 - 383 kW	D	1546	29
TAD730GE	108,000	6	7145	111 - 127 kW	D	1543	11	TWD1630V	144,000	6	16123	288 - 383 kW	D	1546	29
TAD731GE	108,000	6	7145	134 - 153 kW	D	1543	11	TWD1643GE	144,000	6	16123	536 - 644 kW	D	1546	30
TAD732GE	108,000	6	7145	159 - 192 kW	D	1543	13	TWD1644GE	144,000	6	16123	554 - 640 kW	D	1546	30
TAD733GE	108,000	6	7145	176 - 213 kW	D	1543	13	TWD1645GE	144,000	6	16123	595 - 681 kW	D	1546	30
TAD734GE	108,000	6	7145	219 - 247 kW	D	1544	14	TWD1652GE	144,000	6	16123	505 kW	D	1547	32
TAD740GE	107,000	6	7284	220 - 251 kW	D	1542	7	TWD1653GE	144,000	6	16123	547 - 604 kW	D	1547	32
TAD741GE	107,000	6	7284	232 kW	D	1542	7	TWD1663GE	144,000	6	16123	593 - 655 kW	D	1547	32
TAD750GE	108,000	6	7145	113 - 141 kW	D	1543	13	TWD1672GE	144,000	6	16123	532 - 585 kW	D	1546	30
TAD750VE	108,000	6	7145	170 - 200 kW	D	1543	13	TWD1673GE	144,000	6	16123	595 - 655 kW	D	1546	30
TAD751GE	108,000	6	7145	132 - 166 kW	D	1543	13	TWD1683GE	144,000	6	16123	570 - 655 kW	D	1546	30
TAD752GE	108,000	6	7145	158 - 196 kW	D	1544	14	TWD610P	98,430	6	5702	139 kW	D	1542	5



# VOLVO PENTA

			<b>ccm</b>	<b>kW</b>			<b>1</b> POS
TWD740GE	107,000	6	7284	178 - 222 kW	D	1543	9
			<b>ccm</b>	<b>kW</b>			<b>1</b> POS
TWD740VE	107,000	6	7284	151 - 203 kW	D	1543	10



## 67,000 mm

1

D1-20 A ,

**855125-40-6**

**885135-6**

**R-11**

54,00 x 11,00 x 167,20 x 30° 18,01 x 11,00 x 81,00 | IN

**855125-6**

54,00 x 11,00 x 167,20 x 30°

**865126-6**

**875141-6**

50,01 x 11,00 x 167,20 x 45°

56,60 x 45,00 x 9,45 x 45° | EX

## 81,000 mm

2

D3-110 I-A , D3-110 I-B , D3-110 I-C , D3-110 I-D , D3-110 I-E , D3-110 I-F , D3-130 A-A , D3-130 A-B , D3-130 A-C , D3-130 I-A , D3-130 I-B , D3-130 I-C , D3-140 A-D , D3-140 A-E , D3-140 A-F , D3-150 I-D , D3-150 I-E , D3-160 A-A , D3-160 A-B , D3-160 A-C , D3-160 I-A , D3-160 I-B , D3-160 I-C , D3-170 A-D , D3-170 A-E , D3-170 A-F , D3-170 I-D , D3-170 I-E , D3-170 I-F , D3-190 A-B , D3-190 A-C , D3-190 I-A , D3-190 I-B , D3-190 I-C , D3-200 A-D , D3-200 A-E , D3-200 A-F , D3-200 I-D , D3-200 I-E , D3-200 I-F , D3-220 A-D , D3-220 A-E , D3-220 A-F , D3-220 I-D , D3-220 I-E , D3-220 I-F ,

**855167-5**

28,80 x 6,00 x 98,15 x 45°

**865168-5**

26,20 x 6,00 x 97,80 x 45°

## 84,000 mm

3

D2-55 A , D2-55 B , D2-55 C , D2-55 D , D2-55 E , D2-75 A , D2-75 B , D2-75 C , D2-75 F ,

**885142-6**

15,00 x 8,00 x 83,50 | IN | EX

## 98,000 mm

4

TAD660VE ,

**M-8**

## 98,430 mm

5

TWD610P ,

**R-8**

**865116-6**

37,00 x 8,00 x 145,30 x 45°

**911005-8**

∅ 8,00

## 101,000 mm

6

TAD650VE ,

**M-8**

## 107,000 mm

7

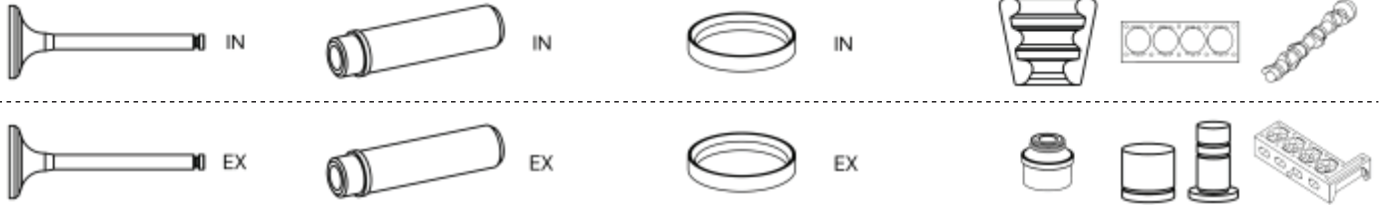
TAD740GE , TAD741GE ,

**855154-6**

43,05 x 8,00 x 149,70 x 30°

**R-8**





**107,000 mm**

**8**

TAMD74A ,

**911005-8**

Ø 8,00

**107,000 mm**

**9**

TAMD74A-A , TAMD74A-B , TAMD74C-A , TAMD74C-B , TAMD74L-A , TAMD74L-B , TAMD74P-A , TAMD74P-B , TAMD75P-A , TWD740GE ,

**855154-6**

43,05 x 8,00 x 149,70 x 30°

**R-8**

**911005-8**

Ø 8,00

**107,000 mm**

**10**

TWD740VE ,

**885142-6**

15,00 x 8,00 x 83,50 | IN | EX

**911005-8**

Ø 8,00

**108,000 mm**

**11**

D5A-B TA , D5A-TA , D5A-T , TAD520GE , TAD520VE , TAD530GE , TAD531GE , TAD720GE , TAD720VE , TAD721VE , TAD722VE , TAD730GE , TAD731GE , TD520GE , TD520VE , TD720GE , TD720VE-PP ,

**851578-6**

48,10 x 9,00 x 139,00 x 30°

**871589-6**

49,10 x 39,00 x 7,50 x 30° | IN

**861571-6**

42,10 x 9,00 x 138,95 x 45°

**871590-6**

43,60 x 35,00 x 7,90 x 45° | EX

**108,000 mm**

**12**

D7A-B TA , D7A-TA , D7A-T , D7C-B TA , D7C-TA ,

**851578-6**

48,10 x 9,00 x 139,00 x 30°

**871589-6**

49,10 x 39,00 x 7,50 x 30° | IN

**851593-6**

48,00 x 9,00 x 135,50 x 30°

**861571-6**

42,10 x 9,00 x 138,95 x 45°

**871590-6**

43,60 x 35,00 x 7,90 x 45° | EX

**861594-6**

42,00 x 9,00 x 135,50 x 45°

**108,000 mm**

**13**

TAD532GE , TAD550GE , TAD551GE , TAD721GE , TAD722GE , TAD732GE , TAD733GE , TAD750GE , TAD750VE , TAD751GE , TAD760VE ,

**851593-6**

48,00 x 9,00 x 135,50 x 30°

**871589-6**

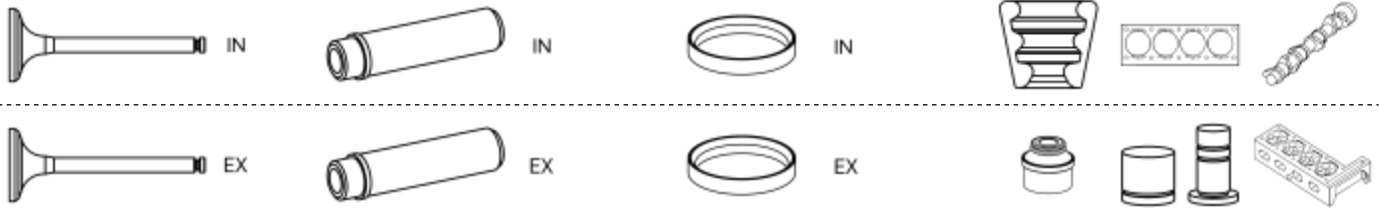
49,10 x 39,00 x 7,50 x 30° | IN

**861594-6**

42,00 x 9,00 x 135,50 x 45°

**871590-6**

43,60 x 35,00 x 7,90 x 45° | EX



## 108,000 mm

14

TAD560VE , TAD561VE , TAD734GE , TAD752GE , TAD753GE , TAD754GE , TAD761VE , TAD762VE , TAD763VE , TAD764VE , TAD765VE ,

**855163-6**

**M-8**

38,20 x 8,00 x 145,90 x 30°

**865164-6**

35,80 x 8,00 x 145,80 x 45°

## 110,000 mm

15

TAD540VE , TAD541VE , TAD542VE , TAD550VE , TAD551VE , TAD552VE , TAD570VE , TAD571VE , TAD572VE , TAD840VE , TAD841VE , TAD842VE , TAD843VE , TAD851VE , TAD852VE , TAD853VE , TAD870VE , TAD871VE , TAD872VE , TAD873VE ,

**K-8**

## 120,000 mm

16

TAD940GE ,

**855165-2**

**885142-6**

**M-8**

38,00 x 8,00 x 191,90 x 30°

15,00 x 8,00 x 83,50 | IN | EX

**865166-2**

**911005-8**

38,00 x 8,00 x 191,60 x 30°

Ø 8,00

## 120,000 mm

17

TAD940VE , TAD941VE , TAD942VE , TAD943VE ,

**855165-2**

**885142-6**

**R-8**

38,00 x 8,00 x 191,90 x 30°

15,00 x 8,00 x 83,50 | IN | EX

**855169-2**

38,00 x 8,00 x 192,00 x 30°

**865166-2**

**911005-8**

38,00 x 8,00 x 191,60 x 30°

Ø 8,00

**865170-2**

38,00 x 8,00 x 191,70 x 30°

## 120,000 mm

18

TAD941GE ,

**855165-2**

**885142-6**

**M-8**

38,00 x 8,00 x 191,90 x 30°

15,00 x 8,00 x 83,50 | IN | EX

**863870-2**

**911005-8**

38,00 x 8,00 x 192,60 x 30°

Ø 8,00

## 120,000 mm

19

TAD950VE , TAD951VE , TAD952VE ,

**855165-2**

**885142-6**

**M-8**

38,00 x 8,00 x 191,90 x 30°

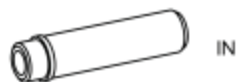
15,00 x 8,00 x 83,50 | IN | EX

**911005-8**

Ø 8,00



# VOLVO PENTA



## 123,000 mm

20

TAD1140VE, TAD1141VE, TAD1142VE, TAD1150VE, TAD1151VE, TAD1152VE, TAD1170VE, TAD1171VE, TAD1172VE,

853869-2

885142-6

875163-6

M-8

40,00 x 8,00 x 192,00 x 45°

15,00 x 8,00 x 83,50 | IN | EX

42,00 x 33,00 x 7,30 x 30° | IN

863870-2

875164-6

38,00 x 8,00 x 192,60 x 30°

40,04 x 31,20 x 6,40 x 30° | EX

## 130,170 mm

21

TAD120BHC,

855125-40-6

54,00 x 11,00 x 167,20 x 30°

855125-6

54,00 x 11,00 x 167,20 x 30°

865126-6

50,01 x 11,00 x 167,20 x 45°

875141-6

56,60 x 45,00 x 9,45 x 45° | EX

R-11

## 130,170 mm

22

TAD121CHC, TD120HP-P, TD121CHC, TD121G-87, TD121GGP,

855125-40-6

885135-6

54,00 x 11,00 x 167,20 x 30°

18,01 x 11,00 x 81,00 | IN

855125-6

54,00 x 11,00 x 167,20 x 30°

865126-6

50,01 x 11,00 x 167,20 x 45°

875141-6

56,60 x 45,00 x 9,45 x 45° | EX

R-11

## 130,170 mm

23

TWD1210V, TWD1211V,

855125-40-6

885142-6

54,00 x 11,00 x 167,20 x 30°

15,00 x 8,00 x 83,50 | IN | EX

855125-6

54,00 x 11,00 x 167,20 x 30°

865126-6

50,01 x 11,00 x 167,20 x 45°

875141-6

56,60 x 45,00 x 9,45 x 45° | EX

## 131,000 mm

24

D12C EBE2, D12D EAE3, D12D EBE3, D12D LAE3, D12D LBE3, D12D-675 I, D12D-700 I, D12D-715 I, D12D-800 I, D12D-G MH,

911005-8

Ø 8,00

## 131,000 mm

25

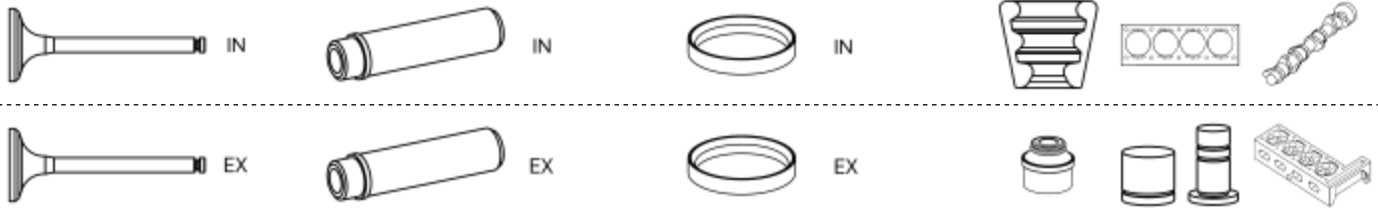
TAD1241VE, TAD1242VE,

885142-6

15,00 x 8,00 x 83,50 | IN | EX

911005-8

Ø 8,00



## 131,000 mm

26

TAD1340VE, TAD1341GE, TAD1341VE, TAD1342GE, TAD1342VE, TAD1343GE, TAD1344GE, TAD1344VE, TAD1345GE, TAD1345VE, TAD1350GE, TAD1350VE, TAD1351GE, TAD1351VE, TAD1352GE, TAD1352VE, TAD1353GE, TAD1353VE, TAD1354GE, TAD1355GE, TAD1360VE, TAD1361VE, TAD1362VE, TAD1363VE, TAD1364VE, TAD1365VE, TAD1371VE, TAD1372VE, TAD1373VE, TAD1374VE, TAD1375VE,

**855159-2**

**885142-6**

**M-8**

42,00 x 8,00 x 192,00 x 25°

15,00 x 8,00 x 83,50 | IN | EX

**865160-2**

40,00 x 8,00 x 191,70 x 40°

## 131,000 mm

27

TAD1343VE,

**855159-2**

**885142-6**

42,00 x 8,00 x 192,00 x 25°

15,00 x 8,00 x 83,50 | IN | EX

**865160-2**

40,00 x 8,00 x 191,70 x 40°

## 131,000 mm

28

TAD1240GE, TAD1241GE, TAD1242GE, TWD1240VE,

**855143-2**

**885142-6**

**R-8**

40,10 x 8,00 x 192,00 x 30°

15,00 x 8,00 x 83,50 | IN | EX

**855144-2**

40,00 x 8,00 x 192,10 x 30°

**911005-8**

Ø 8,00

## 144,000 mm

29

TAD1630G, TAD1630P, TAD1630V, TAD1631GE, TAD1631G, TWD1630G, TWD1630P, TWD1630V,

**855146-6**

**875167-3**

47,00 x 9,50 x 176,80 x 30°

50,06 x 39,50 x 7,50 x 30° | IN

**865130-6**

**875168-3**

45,00 x 9,50 x 176,90 x 45°

48,06 x 37,50 x 12,40 x 45° | EX

## 144,000 mm

30

TAD1640GE, TAD1640VE-B, TAD1641GE, TAD1641VE-B, TAD1641VE, TAD1642GE, TAD1642VE-B, TAD1642VE, TAD1643VE-B, TAD1643VE, TAD1650GE, TAD1650VE-B, TAD1650VE, TAD1651GE, TAD1651VE, TAD1660VE, TAD1661VE, TAD1662VE, TAD1670VE, TAD1671VE, TAD1672VE, TWD1643GE, TWD1644GE, TWD1645GE, TWD1672GE, TWD1673GE, TWD1683GE,

**885163-6**

16,00 x 10,00 x 83,40 | IN | EX

**865162-2**

46,00 x 10,00 x 191,40 x 45°

**913901-6**

Ø 10,00

## 144,000 mm

31

TAD1643GE,

**913901-6**

Ø 10,00



IN



IN



IN



EX



EX



EX



**144,000 mm**

**32**

TWD1652GE , TWD1653GE , TWD1663GE ,

**885163-6**








16,00 x 10,00 x 83,40 | IN | EX






**865162-2**

46,00 x 10,00 x 191,40 x 45°

			ccm		kW		
1500,1600 (31) 1.6 TL	T	08.65 - 07.73	1584	B	40 kW	1688	341
1500,1600 (31) 1.6	T	08.65 - 07.73	1584	B	40 kW	1688	341
1500,1600 Schrägheck (31) 1.6 TL	T	08.65 - 07.73	1584	B	40 kW	1688	341
1500,1600 Variant (36) 1.6 L	T	08.65 - 07.73	1584	B	40 kW	1688	341
1500,1600 Variant (36) 1.6	T	09.67 - 07.73	1584	B	48 kW	1688	341
181 1.5	H	09.69 - 07.70	1493	B	32 kW	1686	326
411.412 1.7	W	09.69 - 08.73	1679	B	59 kW	1689	346
411.412 1.8	AN	07.73 - 03.75	1795	B	63 kW	1690	350
411.412 1.8	AT	07.73 - 03.75	1795	B	55 kW	1690	350
412 Variant 1.7	W	01.72 - 12.73	1679	B	59 kW	1689	346
412 Variant 1.8 E,LE	AN	07.73 - 03.75	1795	B	63 kW	1690	350
412 Variant 1.8 E,LE	AT	07.73 - 03.75	1795	B	55 kW	1690	350
AMAROK (2HA, 2HB, S1B, S6B, S7A, S7B) 2.0 BiTDI 4motion	CDCA	09.10 - 12.12	1968	D	120 kW	1671	247
AMAROK (2HA, 2HB, S1B, S6B, S7A, S7B) 2.0 BiTDI 4motion	CNEA	11.11	1968	D	132 kW	1671	247
AMAROK (2HA, 2HB, S1B, S6B, S7A, S7B) 2.0 BiTDI 4motion	CSHA	11.11	1968	D	132 kW	1671	247
AMAROK (2HA, 2HB, S1B, S6B, S7A, S7B) 2.0 BiTDI	CDCA	09.10 - 08.12	1968	D	120 kW	1671	247
AMAROK (2HA, 2HB, S1B, S6B, S7A, S7B) 2.0 BiTDI	CNEA	11.11	1968	D	132 kW	1671	247
AMAROK (2HA, 2HB, S1B, S6B, S7A, S7B) 2.0 BiTDI	CSHA	11.11	1968	D	132 kW	1671	247
AMAROK (2HA, 2HB, S1B, S6B, S7A, S7B) 2.0 TDI 4motion	CDDBA	09.10 - 10.13	1968	D	90 kW	1671	247
AMAROK (2HA, 2HB, S1B, S6B, S7A, S7B) 2.0 TDI 4motion	CNFFA	09.10 - 10.13	1968	D	90 kW	1671	247
AMAROK (2HA, 2HB, S1B, S6B, S7A, S7B) 2.0 TDI 4motion	CNFBB	06.12	1968	D	103 kW	1671	247
AMAROK (2HA, 2HB, S1B, S6B, S7A, S7B) 2.0 TDI	CDDBA	09.10 - 10.13	1968	D	90 kW	1671	247
AMAROK (2HA, 2HB, S1B, S6B, S7A, S7B) 2.0 TDI	CNFFA	09.10 - 10.13	1968	D	90 kW	1671	247
AMAROK (2HA, 2HB, S1B, S6B, S7A, S7B) 2.0 TDI	CNFBB	07.12	1968	D	103 kW	1671	247
AMAROK (2HA, 2HB, S1B, S6B, S7A, S7B) 2.0 TSI 4motion	CFPPA	09.11 - 10.16	1984	B	118 kW	1683	307
AMAROK (2HA, 2HB, S1B, S6B, S7A, S7B) 2.0 TSI	CFPPA	12.10 - 10.16	1984	B	118 kW	1683	307
AMAROK (2HA, 2HB, S1B, S6B, S7A, S7B) 3.0 TDI 4motion	DDXA	06.16	2967	D	120 kW	1686	325
AMAROK (2HA, 2HB, S1B, S6B, S7A, S7B) 3.0 TDI 4motion	DDXB	06.16	2967	D	150 kW	1686	325
AMAROK (2HA, 2HB, S1B, S6B, S7A, S7B) 3.0 TDI 4motion	DDXC	06.16	2967	D	165 kW	1686	325
AMAROK (2HA, 2HB, S1B, S6B, S7A, S7B) 3.0 TDI 4motion	DDXD	06.16	2967	D	165 kW	1686	325
AMAROK (2HA, 2HB, S1B, S6B, S7A, S7B) 3.0 TDI 4motion	DDXE	05.18	2967	D	190 kW	1686	325
AMAROK (2HA, 2HB, S1B, S6B, S7A, S7B) 3.0 TDI	DDXA	06.16	2967	D	120 kW	1686	325
AMAROK Pritsche/Fahrgestell (S1B, S6B, S7B) 2.0 BiTDI 4motion	CNEA	09.11 - 07.19	1968	D	132 kW	1671	247
AMAROK Pritsche/Fahrgestell (S1B, S6B, S7B) 2.0 BiTDI 4motion	CSHA	09.11 - 07.19	1968	D	132 kW	1671	247
AMAROK Pritsche/Fahrgestell (S1B, S6B, S7B) 2.0 BiTDI	CNEA	09.11 - 07.19	1968	D	132 kW	1671	247
AMAROK Pritsche/Fahrgestell (S1B, S6B, S7B) 2.0 BiTDI	CSHA	09.11 - 07.19	1968	D	132 kW	1671	247
AMAROK Pritsche/Fahrgestell (S1B, S6B, S7B) 2.0 TDI 4motion	CDCA	09.11 - 08.12	1968	D	120 kW	1671	247
AMAROK Pritsche/Fahrgestell (S1B, S6B, S7B) 2.0 TDI 4motion	CNFBB	09.11 - 10.16	1968	D	103 kW	1671	247
AMAROK Pritsche/Fahrgestell (S1B, S6B, S7B) 2.0 TDI	CDDBA	09.11 - 10.13	1968	D	90 kW	1671	247
AMAROK Pritsche/Fahrgestell (S1B, S6B, S7B) 2.0 TDI	CDCA	09.11 - 08.12	1968	D	120 kW	1671	247
AMAROK Pritsche/Fahrgestell (S1B, S6B, S7B) 2.0 TDI	CNFFA	09.11 - 10.13	1968	D	90 kW	1671	247
AMAROK Pritsche/Fahrgestell (S1B, S6B, S7B) 2.0 TDI	CNFBB	09.11 - 10.16	1968	D	103 kW	1671	247
AMAROK Pritsche/Fahrgestell (S1B, S6B, S7B) 2.0 TSI	CFPPA	09.11 - 10.16	1984	B	118 kW	1683	307
AMAROK Pritsche/Fahrgestell (S1B, S6B, S7B) 3.0 TDI 4motion	DDXB	06.16	2967	D	150 kW	1686	325
AMAROK Pritsche/Fahrgestell (S1B, S6B, S7B) 3.0 TDI 4motion	DDXE	05.18	2967	D	190 kW	1686	325
AMEO (631) 1.0	CHYD	09.18 - 04.20	999	B	56 kW	1628	19
AMEO (631) 1.2	CJLA	05.16 - 04.20	1198	B	55 kW	1638	67
AMEO (631) 1.5 TDI	CWXC	08.16 - 04.20	1498	D	81 kW	1642	91
ARTEON (3H7, 3H8) 1.5 TSI	DADA	11.17	1498	B	110 kW	1627	11
ARTEON (3H7, 3H8) 1.5 TSI	DPCA	11.17	1498	B	110 kW	1627	11
ARTEON (3H7, 3H8) 2.0 TDI 4motion	CUAA	03.17 - 07.20	1968	D	176 kW	1672	253
ARTEON (3H7, 3H8) 2.0 TDI 4motion	DFHA	05.17 - 12.21	1968	D	140 kW	1672	250
ARTEON (3H7, 3H8) 2.0 TDI	CRGA	11.17 - 07.20	1968	D	130 kW	1673	258
ARTEON (3H7, 3H8) 2.0 TDI	DBGA	03.17	1968	D	110 kW	1673	259
ARTEON (3H7, 3H8) 2.0 TDI	DFGA	03.17	1968	D	110 kW	1672	250
ARTEON (3H7, 3H8) 2.0 TDI	DFHA	05.17 - 12.22	1968	D	140 kW	1672	250
ARTEON (3H7, 3H8) 2.0 TDI	DSRA	03.17	1968	D	110 kW	1672	254
ARTEON (3H7, 3H8) 2.0 TDI	DSRB	03.17	1968	D	110 kW	1672	254
ARTEON (3H7, 3H8) 2.0 TSI 4motion	DJHC	04.17	1984	B	206 kW	1679	285
ARTEON (3H7, 3H8) 2.0 TSI 4motion	DLRB	04.18	1984	B	200 kW	1679	285
ARTEON (3H7, 3H8) 2.0 TSI 4motion	DNFE	04.17	1984	B	206 kW	1684	316
ARTEON (3H7, 3H8) 2.0 TSI 4motion	DNUA	04.18	1984	B	200 kW	1679	285















						
ARTEON (3H7, 3H8) 2.0 TSI R	DNFG	11.20	1984 B	235 kW	1684	316
ARTEON (3H7, 3H8) 2.0 TSI	CZPB	05.17	1984 B	140 kW	1684	315
ARTEON (3H7, 3H8) 2.0 TSI	DKZA	05.17	1984 B	140 kW	1684	315
ARTEON (3H7, 3H8) 2.0 TSI	DNNA	05.17	1984 B	140 kW	1684	316
ARTEON (3H7, 3H8) 2.0 TSI	DUNA	05.17	1984 B	140 kW	1626	1
ARTEON SHOOTING BRAKE (3H9) 1.5 TSi	DPCA	08.20	1498 B	110 kW	1627	11
ARTEON SHOOTING BRAKE (3H9) 2.0 TDI 4motion	DFHA	09.20	1968 D	140 kW	1672	250
ARTEON SHOOTING BRAKE (3H9) 2.0 TDI	DFHA	09.20	1968 D	140 kW	1672	250
ARTEON SHOOTING BRAKE (3H9) 2.0 TDI	DSRA	09.20	1968 D	110 kW	1672	254
ARTEON SHOOTING BRAKE (3H9) 2.0 TDI	DSRB	09.20	1968 D	110 kW	1672	254
ARTEON SHOOTING BRAKE (3H9) 2.0 TSI 4motion	DJHC	06.20	1984 B	206 kW	1679	285
ARTEON SHOOTING BRAKE (3H9) 2.0 TSI 4motion	DNFE	06.20	1984 B	206 kW	1684	316
ARTEON SHOOTING BRAKE (3H9) 2.0 TSI R	DNFG	11.20	1984 B	235 kW	1684	316
ARTEON SHOOTING BRAKE (3H9) 2.0 TSi 4motion	DLRB	06.20	1984 B	200 kW	1679	285
ARTEON SHOOTING BRAKE (3H9) 2.0 TSi 4motion	DNUA	06.20	1984 B	200 kW	1679	285
ARTEON SHOOTING BRAKE (3H9) 2.0 TSi	CZPB	09.20	1984 B	140 kW	1684	315
ARTEON SHOOTING BRAKE (3H9) 2.0 TSi	DKZA	09.20	1984 B	140 kW	1684	315
ARTEON SHOOTING BRAKE (3H9) 2.0 TSi	DNNA	09.20	1984 B	140 kW	1684	316
ARTEON SHOOTING BRAKE (3H9) 2.0 TSi	DUNA	09.20	1984 B	140 kW	1626	1
ATLAS (CA1) 2.0 TSI 4motion	CXDA	12.17	1984 B	162 kW	1679	285
ATLAS (CA1) 3.6 FSI 4motion	CDVC	12.16	3598 B	206 kW	1689	345
ATLAS (CA1) 3.6 FSI	CDVC	12.16	3598 B	206 kW	1689	345
ATLAS (CA1) 3.6 FSI 4motion	CDVD	01.19	3598 B	183 kW	1689	345
ATLAS CROSS SPORT (CMC) 3.6 FSI 4motion	CDVC	08.19	3598 B	206 kW	1689	345
ATLAS CROSS SPORT (CMC) 3.6 FSI	CDVC	08.19	3598 B	206 kW	1689	345
BEETLE (5C1, 5C2) 1.2 TSI 16V	CYVD	12.14 - 07.19	1197 B	77 kW	1627	8
BEETLE (5C1, 5C2) 1.2 TSI	CBZB	07.11 - 07.19	1197 B	77 kW	1626	6
BEETLE (5C1, 5C2) 1.4 TSI	CAVD	10.11 - 07.16	1390 B	118 kW	1638	67
BEETLE (5C1, 5C2) 1.4 TSI	CNWA	10.11 - 07.16	1390 B	118 kW	1638	67
BEETLE (5C1, 5C2) 1.4 TSI	CTHD	10.11 - 07.16	1390 B	118 kW	1638	67
BEETLE (5C1, 5C2) 1.4 TSI	CTKA	10.11 - 07.16	1390 B	118 kW	1638	67
BEETLE (5C1, 5C2) 1.4 TSI	CZDA	12.14 - 07.19	1395 B	110 kW	1628	15
BEETLE (5C1, 5C2) 1.6 TDI	CAYC	10.11 - 07.16	1598 D	77 kW	1652	146
BEETLE (5C1, 5C2) 1.8 TSI	CPKA	12.13 - 07.17	1798 B	125 kW	1684	312
BEETLE (5C1, 5C2) 1.8 TSI	CPRA	12.13 - 07.17	1798 B	125 kW	1684	312
BEETLE (5C1, 5C2) 2.0 TDI	CFFB	04.11 - 07.16	1968 D	103 kW	1662	191
BEETLE (5C1, 5C2) 2.0 TDI	CJAA	04.11 - 07.16	1968 D	103 kW	1671	247
BEETLE (5C1, 5C2) 2.0 TDI	CUUA	06.14 - 09.18	1968 D	81 kW	1673	258
BEETLE (5C1, 5C2) 2.0 TDI	CUUB	07.14 - 09.18	1968 D	110 kW	1673	258
BEETLE (5C1, 5C2) 2.0 TDI	CVCA	07.14 - 09.18	1968 D	110 kW	1672	253
BEETLE (5C1, 5C2) 2.0 TDI	DELA	07.14 - 09.18	1968 D	110 kW	1658	174
BEETLE (5C1, 5C2) 2.0 TFSI	CBFA	04.11 - 11.16	1984 B	147 kW	1683	307
BEETLE (5C1, 5C2) 2.0 TFSI	CCTA	04.11 - 11.16	1984 B	147 kW	1683	307
BEETLE (5C1, 5C2) 2.0 TFSI	CCZA	04.11 - 11.16	1984 B	147 kW	1683	307
BEETLE (5C1, 5C2) 2.0 TSI	CPLA	01.12 - 07.19	1984 B	155 kW	1679	285
BEETLE (5C1, 5C2) 2.0 TSI	CPPA	01.12 - 07.19	1984 B	155 kW	1679	285
BEETLE (5C1, 5C2) 2.0 TSI	CULC	12.14 - 09.18	1984 B	162 kW	1679	285
BEETLE (5C1, 5C2) 2.0 TSI	DDSA	07.17 - 07.19	1984 B	130 kW	1679	285
BEETLE (5C1, 5C2) 2.5	CBTA	04.11 - 07.19	2480 B	125 kW	1682	303
BEETLE (5C1, 5C2) 2.5	CBUA	04.11 - 07.19	2480 B	125 kW	1682	303
BEETLE (5C1, 5C2) 2.5	CCCA	04.11 - 07.19	2480 B	125 kW	1682	303
BEETLE Cabriolet (5C7, 5C8) 1.2 TSI 16V	CYVD	12.14 - 07.19	1197 B	77 kW	1627	8
BEETLE Cabriolet (5C7, 5C8) 1.2 TSI	CBZB	12.11 - 04.20	1197 B	77 kW	1626	6
BEETLE Cabriolet (5C7, 5C8) 1.2 TSI	CYVD	12.11 - 04.20	1197 B	77 kW	1627	8
BEETLE Cabriolet (5C7, 5C8) 1.4 TSI	CAVD	12.11 - 07.16	1390 B	118 kW	1638	67
BEETLE Cabriolet (5C7, 5C8) 1.4 TSI	CNWA	12.11 - 07.16	1390 B	118 kW	1638	67
BEETLE Cabriolet (5C7, 5C8) 1.4 TSI	CTHD	12.11 - 07.16	1390 B	118 kW	1638	67
BEETLE Cabriolet (5C7, 5C8) 1.4 TSI	CTKA	12.11 - 07.16	1390 B	118 kW	1638	67
BEETLE Cabriolet (5C7, 5C8) 1.4 TSI	CZDA	12.14 - 09.18	1395 B	110 kW	1628	15
BEETLE Cabriolet (5C7, 5C8) 1.6 TDI	CAYC	12.11 - 07.16	1598 D	77 kW	1652	146
BEETLE Cabriolet (5C7, 5C8) 1.8 TSI	CPKA	12.13 - 12.16	1798 B	125 kW	1684	312
BEETLE Cabriolet (5C7, 5C8) 1.8 TSI	CPRA	12.13 - 12.16	1798 B	125 kW	1684	312

			<b>ccm</b>		<b>kw</b>		<b>1 POS</b>
BEETLE Cabriolet (5C7, 5C8) 2.0 TDI	CFFB	04.12 - 07.16	1968	D	103 kW	1662	191
BEETLE Cabriolet (5C7, 5C8) 2.0 TDI	CJAA	04.12 - 07.16	1968	D	103 kW	1671	247
BEETLE Cabriolet (5C7, 5C8) 2.0 TDI	CUUA	06.14 - 09.18	1968	D	81 kW	1673	258
BEETLE Cabriolet (5C7, 5C8) 2.0 TDI	CUUB	09.14 - 09.18	1968	D	110 kW	1673	258
BEETLE Cabriolet (5C7, 5C8) 2.0 TDI	CVCA	09.14 - 09.18	1968	D	110 kW	1672	253
BEETLE Cabriolet (5C7, 5C8) 2.0 TDI	DELA	09.14 - 09.18	1968	D	110 kW	1658	174
BEETLE Cabriolet (5C7, 5C8) 2.0 TFSI	CBFA	12.11 - 07.16	1984	B	147 kW	1683	307
BEETLE Cabriolet (5C7, 5C8) 2.0 TFSI	CBFA	01.13 - 07.16	1984	B	157 kW	1683	307
BEETLE Cabriolet (5C7, 5C8) 2.0 TFSI	CCTA	12.11 - 07.16	1984	B	147 kW	1683	307
BEETLE Cabriolet (5C7, 5C8) 2.0 TFSI	CCTA	01.13 - 07.16	1984	B	157 kW	1683	307
BEETLE Cabriolet (5C7, 5C8) 2.0 TFSI	CCZA	12.11 - 07.16	1984	B	147 kW	1683	307
BEETLE Cabriolet (5C7, 5C8) 2.0 TSI	CPLA	12.12 - 07.19	1984	B	155 kW	1679	285
BEETLE Cabriolet (5C7, 5C8) 2.0 TSI	CPPA	12.12 - 07.19	1984	B	155 kW	1679	285
BEETLE Cabriolet (5C7, 5C8) 2.0 TSI	CULC	12.14 - 09.18	1984	B	162 kW	1679	285
BEETLE Cabriolet (5C7, 5C8) 2.0 TSI	DDSA	07.17 - 07.19	1984	B	130 kW	1679	285
BEETLE Cabriolet (5C7, 5C8) 2.5	CBTA	12.11 - 07.16	2480	B	125 kW	1682	303
BEETLE Cabriolet (5C7, 5C8) 2.5	CBUA	12.11 - 07.16	2480	B	125 kW	1682	303
BEETLE Cabriolet (5C7, 5C8) 2.5	CCCA	12.11 - 07.16	2480	B	125 kW	1682	303
BORA (9M2) 1.8 Turbo	AUQ	01.05 - 12.14	1781	B	132 kW	1668	225
BORA (9M2) 1.8 Turbo	AWP	01.05 - 12.14	1781	B	132 kW	1668	225
BORA (9M2) 2.0 Total Flex	CFEA	02.09 - 08.10	1984	B/E	88 kW	1683	309
BORA (9M2) 2.0 Total Flex	CFEA	02.09 - 07.10	1984	B/E	85 kW	1683	309
BORA (9M2) 2.0	BER	01.05 - 12.14	1984	B	85 kW	1682	301
BORA (9M2) 2.0	BEV	01.05 - 12.14	1984	B	85 kW	1682	301
BORA (9M2) 2.0	BHP	01.05 - 12.14	1984	B	85 kW	1682	301
BORA (9M2) 2.0	CBPA	01.05 - 12.14	1984	B	85 kW	1681	298
BORA (9M2) 2.0	CFEA	01.05 - 12.14	1984	B	85 kW	1683	309
BORA I (1J2) 1.4 16V	AHW	03.00 - 05.05	1390	B	55 kW	1638	67
BORA I (1J2) 1.4 16V	AKQ	03.00 - 05.05	1390	B	55 kW	1638	67
BORA I (1J2) 1.4 16V	APE	03.00 - 05.05	1390	B	55 kW	1638	67
BORA I (1J2) 1.4 16V	AXP	03.00 - 05.05	1390	B	55 kW	1638	67
BORA I (1J2) 1.4 16V	BCA	03.00 - 05.05	1390	B	55 kW	1638	67
BORA I (1J2) 1.6 16V	ATN	05.00 - 05.05	1598	B	77 kW	1638	67
BORA I (1J2) 1.6 16V	AUS	05.00 - 05.05	1598	B	77 kW	1638	67
BORA I (1J2) 1.6 16V	AZD	05.00 - 05.05	1598	B	77 kW	1638	67
BORA I (1J2) 1.6 16V	BCB	05.00 - 05.05	1598	B	77 kW	1638	67
BORA I (1J2) 1.6 FSI	BAD	01.02 - 05.05	1598	B	81 kW	1638	67
BORA I (1J2) 1.6	AEH	10.98 - 05.05	1595	B	74 kW	1661	187
BORA I (1J2) 1.6	AKL	10.98 - 05.05	1595	B	74 kW	1661	187
BORA I (1J2) 1.6	APF	10.98 - 05.05	1595	B	74 kW	1661	187
BORA I (1J2) 1.6	AVU	08.00 - 05.05	1595	B	75 kW	1662	190
BORA I (1J2) 1.6	AWB	06.02 - 10.04	1595	B	78 kW	1658	174
BORA I (1J2) 1.6	BFQ	08.00 - 05.05	1595	B	75 kW	1662	190
BORA I (1J2) 1.6	BJH	08.00 - 05.05	1595	B	75 kW	1658	174
BORA I (1J2) 1.8 4motion	AGN	02.99 - 05.05	1781	B	92 kW	1667	220
BORA I (1J2) 1.8 T	AGU	05.00 - 05.05	1781	B	110 kW	1668	225
BORA I (1J2) 1.8 T	ARX	05.00 - 05.05	1781	B	110 kW	1668	225
BORA I (1J2) 1.8 T	AUM	05.00 - 05.05	1781	B	110 kW	1668	225
BORA I (1J2) 1.8 T	AUQ	03.02 - 12.12	1781	B	132 kW	1668	225
BORA I (1J2) 1.8 T	AWP	03.02 - 12.12	1781	B	132 kW	1668	225
BORA I (1J2) 1.8 T	AWW	05.00 - 05.05	1781	B	110 kW	1668	226
BORA I (1J2) 1.8 T	BAE	05.00 - 05.05	1781	B	110 kW	1658	174
BORA I (1J2) 1.8	AGN	10.98 - 05.05	1781	B	92 kW	1667	220
BORA I (1J2) 1.8	BAF	10.98 - 05.05	1781	B	92 kW	1669	230
BORA I (1J2) 1.9 SDI	AGP	10.98 - 05.05	1896	D	50 kW	1647	115
BORA I (1J2) 1.9 SDI	AQM	10.98 - 05.05	1896	D	50 kW	1648	122
BORA I (1J2) 1.9 TDI 4motion	AGR	11.98 - 04.02	1896	D	66 kW	1644	102
BORA I (1J2) 1.9 TDI 4motion	AJM	02.99 - 06.01	1896	D	85 kW	1645	108
BORA I (1J2) 1.9 TDI 4motion	ARL	05.00 - 05.05	1896	D	110 kW	1651	138
BORA I (1J2) 1.9 TDI 4motion	ASZ	11.00 - 05.05	1896	D	96 kW	1645	107
BORA I (1J2) 1.9 TDI 4motion	ATD	09.00 - 05.05	1896	D	74 kW	1647	117
BORA I (1J2) 1.9 TDI 4motion	AUY	02.99 - 06.01	1896	D	85 kW	1651	138












							
BORA I (1J2) 1.9 TDI	AGR	10.98 - 09.05	1896	D	66 kW	1644	102
BORA I (1J2) 1.9 TDI	AHF	10.98 - 06.01	1896	D	81 kW	1644	102
BORA I (1J2) 1.9 TDI	AJM	12.98 - 01.02	1896	D	85 kW	1645	108
BORA I (1J2) 1.9 TDI	ALH	10.98 - 09.05	1896	D	66 kW	1645	105
BORA I (1J2) 1.9 TDI	ARL	05.00 - 05.05	1896	D	110 kW	1651	138
BORA I (1J2) 1.9 TDI	ASV	10.98 - 06.01	1896	D	81 kW	1647	116
BORA I (1J2) 1.9 TDI	ASZ	11.00 - 05.05	1896	D	96 kW	1645	107
BORA I (1J2) 1.9 TDI	ATD	09.00 - 07.10	1896	D	74 kW	1647	117
BORA I (1J2) 1.9 TDI	AUY	12.98 - 01.02	1896	D	85 kW	1651	138
BORA I (1J2) 1.9 TDI	AXR	09.00 - 07.10	1896	D	74 kW	1647	118
BORA I (1J2) 1.9 TDI	BEW	09.00 - 07.10	1896	D	74 kW	1651	140
BORA I (1J2) 2.0 4motion	AZH	04.00 - 05.05	1984	B	85 kW	1681	298
BORA I (1J2) 2.0 4motion	AZJ	04.00 - 05.05	1984	B	85 kW	1681	298
BORA I (1J2) 2.0	AEG	10.98 - 12.13	1984	B	85 kW	1681	298
BORA I (1J2) 2.0	APK	10.98 - 12.13	1984	B	85 kW	1681	298
BORA I (1J2) 2.0	AQY	10.98 - 12.13	1984	B	85 kW	1681	298
BORA I (1J2) 2.0	AVH	10.98 - 12.13	1984	B	85 kW	1681	298
BORA I (1J2) 2.0	AZG	10.98 - 12.13	1984	B	85 kW	1681	298
BORA I (1J2) 2.0	AZH	10.98 - 12.13	1984	B	85 kW	1681	298
BORA I (1J2) 2.0	AZJ	10.98 - 12.13	1984	B	85 kW	1681	298
BORA I (1J2) 2.0	BBW	10.98 - 12.13	1984	B	85 kW	1682	304
BORA I (1J2) 2.0	BER	10.98 - 12.13	1984	B	85 kW	1682	301
BORA I (1J2) 2.0	BEV	10.98 - 12.13	1984	B	85 kW	1682	301
BORA I (1J2) 2.0	BHP	10.98 - 12.13	1984	B	85 kW	1682	301
BORA I (1J2) 2.0	CBPA	10.98 - 12.13	1984	B	85 kW	1681	298
BORA I (1J2) 2.0	CFEA	10.98 - 12.13	1984	B	85 kW	1683	309
BORA I (1J2) 2.3 V5 4motion	AGZ	12.98 - 10.00	2324	B	110 kW	1661	186
BORA I (1J2) 2.3 V5 4motion	AQN	10.00 - 05.05	2324	B	125 kW	1661	188
BORA I (1J2) 2.3 V5	AGZ	10.98 - 09.05	2324	B	110 kW	1661	186
BORA I (1J2) 2.3 V5	AQN	10.00 - 05.05	2324	B	125 kW	1661	188
BORA I (1J2) 2.8 V6 4motion	AQP	03.99 - 09.05	2792	B	150 kW	1667	221
BORA I (1J2) 2.8 V6 4motion	AUE	03.99 - 09.05	2792	B	150 kW	1662	189
BORA I (1J2) 2.8 V6 4motion	BDE	03.99 - 09.05	2792	B	150 kW	1661	188
BORA I (1J2) 2.8 VR6	AFP	11.98 - 07.05	2792	B	130 kW	1669	234
BORA I (1J2) 2.8 VR6	BDF	02.02 - 07.05	2792	B	147 kW	1669	229
BORA Variant (1J6) 1.4 16V	AHW	09.01 - 05.05	1390	B	55 kW	1638	67
BORA Variant (1J6) 1.4 16V	AKQ	09.01 - 05.05	1390	B	55 kW	1638	67
BORA Variant (1J6) 1.4 16V	APE	09.01 - 05.05	1390	B	55 kW	1638	67
BORA Variant (1J6) 1.4 16V	AXP	09.01 - 05.05	1390	B	55 kW	1638	67
BORA Variant (1J6) 1.4 16V	BCA	09.01 - 05.05	1390	B	55 kW	1638	67
BORA Variant (1J6) 1.6 16V	ATN	02.00 - 05.05	1598	B	77 kW	1638	67
BORA Variant (1J6) 1.6 16V	AUS	02.00 - 05.05	1598	B	77 kW	1638	67
BORA Variant (1J6) 1.6 16V	AZD	02.00 - 05.05	1598	B	77 kW	1638	67
BORA Variant (1J6) 1.6 16V	BCB	02.00 - 05.05	1598	B	77 kW	1638	67
BORA Variant (1J6) 1.6 FSI	BAD	01.02 - 05.05	1598	B	81 kW	1638	67
BORA Variant (1J6) 1.6	AEH	05.99 - 05.05	1595	B	74 kW	1661	187
BORA Variant (1J6) 1.6	AKL	05.99 - 05.05	1595	B	74 kW	1661	187
BORA Variant (1J6) 1.6	APF	05.99 - 05.05	1595	B	74 kW	1661	187
BORA Variant (1J6) 1.6	AVU	08.00 - 05.05	1595	B	75 kW	1662	190
BORA Variant (1J6) 1.6	BFQ	08.00 - 05.05	1595	B	75 kW	1662	190
BORA Variant (1J6) 1.8 4motion	AGN	05.99 - 05.05	1781	B	92 kW	1667	220
BORA Variant (1J6) 1.8 T	AGU	05.00 - 05.05	1781	B	110 kW	1668	225
BORA Variant (1J6) 1.8 T	ARX	05.00 - 05.05	1781	B	110 kW	1668	225
BORA Variant (1J6) 1.8 T	AUM	05.00 - 05.05	1781	B	110 kW	1668	225
BORA Variant (1J6) 1.8 T	AUQ	05.02 - 05.05	1781	B	132 kW	1668	225
BORA Variant (1J6) 1.8 T	AWP	05.02 - 05.05	1781	B	132 kW	1668	225
BORA Variant (1J6) 1.8 T	AWW	05.00 - 05.05	1781	B	110 kW	1668	226
BORA Variant (1J6) 1.9 TDI 4motion	AJM	05.99 - 06.01	1896	D	85 kW	1645	108
BORA Variant (1J6) 1.9 TDI 4motion	ARL	05.01 - 05.05	1896	D	110 kW	1651	138
BORA Variant (1J6) 1.9 TDI 4motion	ASZ	11.00 - 05.05	1896	D	96 kW	1645	107
BORA Variant (1J6) 1.9 TDI 4motion	ATD	09.00 - 05.05	1896	D	74 kW	1647	117
BORA Variant (1J6) 1.9 TDI 4motion	AUY	05.99 - 06.01	1896	D	85 kW	1651	138

			<b>ccm</b>		<b>kw</b>		<b>1 POS</b>
BORA Variant (1J6) 1.9 TDI	AGR	09.01 - 05.05	1896	D	66 kW	1644	102
BORA Variant (1J6) 1.9 TDI	AHF	05.99 - 06.01	1896	D	81 kW	1644	102
BORA Variant (1J6) 1.9 TDI	AJM	05.99 - 06.01	1896	D	85 kW	1645	108
BORA Variant (1J6) 1.9 TDI	ALH	09.01 - 05.05	1896	D	66 kW	1645	105
BORA Variant (1J6) 1.9 TDI	ARL	05.01 - 05.05	1896	D	110 kW	1651	138
BORA Variant (1J6) 1.9 TDI	ASV	05.99 - 06.01	1896	D	81 kW	1647	116
BORA Variant (1J6) 1.9 TDI	ASZ	11.00 - 05.05	1896	D	96 kW	1645	107
BORA Variant (1J6) 1.9 TDI	ATD	09.00 - 05.05	1896	D	74 kW	1647	117
BORA Variant (1J6) 1.9 TDI	AUY	05.99 - 06.01	1896	D	85 kW	1651	138
BORA Variant (1J6) 1.9 TDI	AXR	09.00 - 05.05	1896	D	74 kW	1647	118
BORA Variant (1J6) 1.9 TDI	BEW	09.00 - 05.05	1896	D	74 kW	1651	140
BORA Variant (1J6) 2.0 4motion	AZH	04.00 - 05.05	1984	B	85 kW	1681	298
BORA Variant (1J6) 2.0 4motion	AZJ	04.00 - 05.05	1984	B	85 kW	1681	298
BORA Variant (1J6) 2.0	APK	05.99 - 05.05	1984	B	85 kW	1681	298
BORA Variant (1J6) 2.0	AQY	05.99 - 05.05	1984	B	85 kW	1681	298
BORA Variant (1J6) 2.0	AVH	05.99 - 05.05	1984	B	85 kW	1681	298
BORA Variant (1J6) 2.0	AZG	05.99 - 05.05	1984	B	85 kW	1681	298
BORA Variant (1J6) 2.0	AZJ	05.99 - 05.05	1984	B	85 kW	1681	298
BORA Variant (1J6) 2.0	BEV	05.99 - 05.05	1984	B	85 kW	1682	301
BORA Variant (1J6) 2.3 V5 4motion	AGZ	05.99 - 10.00	2324	B	110 kW	1661	186
BORA Variant (1J6) 2.3 V5 4motion	AQN	10.00 - 05.05	2324	B	125 kW	1661	188
BORA Variant (1J6) 2.3 V5	AGZ	05.99 - 10.00	2324	B	110 kW	1661	186
BORA Variant (1J6) 2.3 V5	AQN	10.00 - 05.05	2324	B	125 kW	1661	188
BORA Variant (1J6) 2.8 V6 4motion	AQP	05.99 - 05.05	2792	B	150 kW	1667	221
BORA Variant (1J6) 2.8 V6 4motion	AUE	05.99 - 05.05	2792	B	150 kW	1662	189
BORA Variant (1J6) 2.8 V6 4motion	BDE	05.99 - 05.05	2792	B	150 kW	1661	188
BRASILIA 1.6	AD	10.73 - 12.82	1584	B	44 kW	1688	337
CADDY ALLTRACK Großraumlimousine (SAB) 1.0 TSI	CHZG	11.15	999	B	75 kW	1628	15
CADDY ALLTRACK Großraumlimousine (SAB) 1.2 TSI	CYVC	06.15	1197	B	62 kW	1627	8
CADDY ALLTRACK Großraumlimousine (SAB) 1.4 TGI CNG	CPWA	06.15	1395	B/G	81 kW	1628	15
CADDY ALLTRACK Großraumlimousine (SAB) 1.4 TSI	CZCB	05.15	1395	B	92 kW	1628	15
CADDY ALLTRACK Großraumlimousine (SAB) 1.6 SRE	CWVA	11.15 - 09.20	1598	B	81 kW	1636	55
CADDY ALLTRACK Großraumlimousine (SAB) 1.6 TDI	CAYD	05.15	1598	D	75 kW	1652	146
CADDY ALLTRACK Großraumlimousine (SAB) 1.6 TDI	CAYE	05.15 - 11.17	1598	D	55 kW	1652	146
CADDY ALLTRACK Großraumlimousine (SAB) 2.0 TDI 4motion	CFHC	05.15	1968	D	103 kW	1671	247
CADDY ALLTRACK Großraumlimousine (SAB) 2.0 TDI 4motion	CFHF	05.15 - 05.16	1968	D	81 kW	1671	247
CADDY ALLTRACK Großraumlimousine (SAB) 2.0 TDI 4motion	CUUE	05.15	1968	D	90 kW	1673	258
CADDY ALLTRACK Großraumlimousine (SAB) 2.0 TDI 4motion	DFSB	11.15	1968	D	110 kW	1673	258
CADDY ALLTRACK Großraumlimousine (SAB) 2.0 TDI 4motion	DFSE	05.15	1968	D	90 kW	1672	251
CADDY ALLTRACK Großraumlimousine (SAB) 2.0 TDI	CFHC	05.15	1968	D	103 kW	1671	247
CADDY ALLTRACK Großraumlimousine (SAB) 2.0 TDI	CLCA	05.15	1968	D	81 kW	1671	247
CADDY ALLTRACK Großraumlimousine (SAB) 2.0 TDI	CUUB	05.15	1968	D	110 kW	1673	258
CADDY ALLTRACK Großraumlimousine (SAB) 2.0 TDI	CUUD	05.15	1968	D	75 kW	1673	258
CADDY ALLTRACK Großraumlimousine (SAB) 2.0 TDI	CUUF	05.15	1968	D	55 kW	1673	258
CADDY ALLTRACK Großraumlimousine (SAB) 2.0 TDI	DFSB	05.15	1968	D	110 kW	1673	258
CADDY ALLTRACK Großraumlimousine (SAB) 2.0 TDI	DFSD	05.15	1968	D	75 kW	1672	251
CADDY ALLTRACK Großraumlimousine (SAB) 2.0 TDI	DFSF	05.15	1968	D	55 kW	1672	251
CADDY ALLTRACK Kasten/Großraumlimousine (SAA) 1.0 TSI	CHZG	11.15	999	B	75 kW	1628	15
CADDY ALLTRACK Kasten/Großraumlimousine (SAA) 1.2 TSI	CYVC	06.15	1197	B	62 kW	1627	8
CADDY ALLTRACK Kasten/Großraumlimousine (SAA) 1.4 TGI CNG	CPWA	06.15	1395	B/G	81 kW	1628	15
CADDY ALLTRACK Kasten/Großraumlimousine (SAA) 1.4 TSI	CZCB	05.15	1395	B	92 kW	1628	15
CADDY ALLTRACK Kasten/Großraumlimousine (SAA) 1.6 SRE	CWVA	11.15 - 09.20	1598	B	81 kW	1636	55
CADDY ALLTRACK Kasten/Großraumlimousine (SAA) 1.6 TDI	CAYA	05.15 - 11.17	1598	D	55 kW	1652	146
CADDY ALLTRACK Kasten/Großraumlimousine (SAA) 1.6 TDI	CAYD	05.15	1598	D	75 kW	1652	146
CADDY ALLTRACK Kasten/Großraumlimousine (SAA) 1.6 TDI	CAYE	05.15 - 11.17	1598	D	55 kW	1652	146
CADDY ALLTRACK Kasten/Großraumlimousine (SAA) 2.0 TDI 4motion	CFHC	05.15	1968	D	103 kW	1671	247
CADDY ALLTRACK Kasten/Großraumlimousine (SAA) 2.0 TDI 4motion	CFHF	05.15 - 09.20	1968	D	81 kW	1671	247
CADDY ALLTRACK Kasten/Großraumlimousine (SAA) 2.0 TDI 4motion	CUUE	05.15	1968	D	90 kW	1673	258
CADDY ALLTRACK Kasten/Großraumlimousine (SAA) 2.0 TDI 4motion	DFSB	11.15	1968	D	110 kW	1673	258
CADDY ALLTRACK Kasten/Großraumlimousine (SAA) 2.0 TDI 4motion	DFSE	05.15	1968	D	90 kW	1672	251
CADDY ALLTRACK Kasten/Großraumlimousine (SAA) 2.0 TDI	CFHC	05.15	1968	D	103 kW	1671	247
CADDY ALLTRACK Kasten/Großraumlimousine (SAA) 2.0 TDI	CLCA	09.15 - 09.20	1968	D	81 kW	1671	247















							
CADDY ALLTRACK Kasten/Großraumlimousine (SAA) 2.0 TDI	CLCB	05.15	1968	D	103 kW	1671	247
CADDY ALLTRACK Kasten/Großraumlimousine (SAA) 2.0 TDI	CUUB	05.15	1968	D	110 kW	1673	258
CADDY ALLTRACK Kasten/Großraumlimousine (SAA) 2.0 TDI	CUUD	05.15	1968	D	75 kW	1673	258
CADDY ALLTRACK Kasten/Großraumlimousine (SAA) 2.0 TDI	CUUF	05.15	1968	D	55 kW	1673	258
CADDY ALLTRACK Kasten/Großraumlimousine (SAA) 2.0 TDI	DFSB	05.15	1968	D	110 kW	1673	258
CADDY ALLTRACK Kasten/Großraumlimousine (SAA) 2.0 TDI	DFSC	05.15	1968	D	55 kW	1673	258
CADDY ALLTRACK Kasten/Großraumlimousine (SAA) 2.0 TDI	DFSD	05.15	1968	D	75 kW	1672	251
CADDY ALLTRACK Kasten/Großraumlimousine (SAA) 2.0 TDI	DFSF	05.15	1968	D	55 kW	1672	251
CADDY CALIFORNIA V Camper (SBB, SBJ) 1.5 TSi EVO	DPBC	01.21	1498	B	84 kW	1627	11
CADDY CALIFORNIA V Camper (SBB, SBJ) 1.6 SRE	DWYA	02.21	1598	B	81 kW	1636	57
CADDY Großraumlimousine (6K9, 9E7, 9E9) 1.9 D	1Y	10.05 - 06.09	1896	D	47 kW	1643	98
CADDY I (14) 1.5	FX	09.79 - 12.80	1457	B	46 kW	1654	157
CADDY I (14) 1.5	JB	08.82 - 12.90	1457	B	51 kW	1653	152
CADDY I (14) 1.6 D	CR	08.82 - 07.92	1588	D	40 kW	1634	44
CADDY I (14) 1.6 D	JK	08.82 - 07.92	1588	D	40 kW	1634	46
CADDY I (14) 1.6 D	ME	08.82 - 07.92	1588	D	40 kW	1641	85
CADDY I (14) 1.6	EM	10.82 - 10.83	1588	B	55 kW	1653	152
CADDY I (14) 1.6	EW	01.83 - 07.92	1595	B	55 kW	1659	179
CADDY I (14) 1.7	EN	01.80 - 07.84	1715	B	57 kW	1654	157
CADDY I (14) 1.8	JH	08.85 - 07.92	1781	B	70 kW	1675	267
CADDY II Großraumlimousine (9K9B) 1.4 16V	AUA	08.00 - 01.04	1390	B	55 kW	1638	67
CADDY II Großraumlimousine (9K9B) 1.4	AEX	11.95 - 06.03	1390	B	44 kW	1635	52
CADDY II Großraumlimousine (9K9B) 1.4	AKV	11.95 - 06.03	1390	B	44 kW	1635	52
CADDY II Großraumlimousine (9K9B) 1.4	APQ	11.95 - 06.03	1390	B	44 kW	1635	52
CADDY II Großraumlimousine (9K9B) 1.4	AUD	11.95 - 06.03	1390	B	44 kW	1636	54
CADDY II Großraumlimousine (9K9B) 1.6	1F	11.95 - 05.97	1595	B	55 kW	1660	182
CADDY II Großraumlimousine (9K9B) 1.6	AEE	06.97 - 09.00	1598	B	55 kW	1635	52
CADDY II Großraumlimousine (9K9B) 1.7 SDI	AHB	07.96 - 09.00	1715	D	42 kW	1650	135
CADDY II Großraumlimousine (9K9B) 1.9 D	1Y	11.95 - 01.04	1896	D	47 kW	1643	98
CADDY II Großraumlimousine (9K9B) 1.9 SDI	AEY	11.95 - 01.04	1896	D	47 kW	1647	114
CADDY II Großraumlimousine (9K9B) 1.9 SDI	AYQ	11.95 - 01.04	1896	D	47 kW	1648	122
CADDY II Großraumlimousine (9K9B) 1.9 TDI	1Z	10.96 - 01.04	1896	D	66 kW	1644	101
CADDY II Großraumlimousine (9K9B) 1.9 TDI	AHU	10.96 - 01.04	1896	D	66 kW	1645	104
CADDY II Großraumlimousine (9K9B) 1.9 TDI	ALE	10.96 - 01.04	1896	D	66 kW	1650	136
CADDY II Großraumlimousine (9K9B) 1.9 TDI	ALH	10.96 - 01.04	1896	D	66 kW	1645	105
CADDY II Kasten/Großraumlimousine (9K9A) 1.4	AUA	08.00 - 01.04	1390	B	55 kW	1638	67
CADDY II Kasten/Großraumlimousine (9K9A) 1.7 SDI	AHB	07.96 - 09.00	1715	D	42 kW	1650	135
CADDY II Kasten/Großraumlimousine (9K9A) 1.9 D	1Y	11.95 - 01.04	1896	D	47 kW	1643	98
CADDY II Kasten/Großraumlimousine (9K9A) 1.9 SDI	AEY	11.95 - 01.04	1896	D	47 kW	1647	114
CADDY II Kasten/Großraumlimousine (9K9A) 1.9 SDI	AYQ	11.95 - 01.04	1896	D	47 kW	1648	122
CADDY II Kasten/Großraumlimousine (9K9A) 1.9 TDI	1Z	09.96 - 01.04	1896	D	66 kW	1644	101
CADDY II Kasten/Großraumlimousine (9K9A) 1.9 TDI	AHU	09.96 - 01.04	1896	D	66 kW	1645	104
CADDY II Kasten/Großraumlimousine (9K9A) 1.9 TDI	ALE	09.96 - 01.04	1896	D	66 kW	1650	136
CADDY II Kasten/Großraumlimousine (9K9A) 1.9 TDI	ALH	09.96 - 01.04	1896	D	66 kW	1645	105
CADDY II Kasten/Großraumlimousine (9K9A) 60 1.4	AEX	11.95 - 01.04	1390	B	44 kW	1635	52
CADDY II Kasten/Großraumlimousine (9K9A) 60 1.4	APQ	11.95 - 01.04	1390	B	44 kW	1635	52
CADDY II Kasten/Großraumlimousine (9K9A) 60 1.4	AUD	11.95 - 01.04	1390	B	44 kW	1636	54
CADDY II Kasten/Großraumlimousine (9K9A) 75 1.6	1F	11.95 - 05.97	1595	B	55 kW	1660	182
CADDY II Kasten/Großraumlimousine (9K9A) 75 1.6	AEE	11.95 - 09.00	1598	B	55 kW	1635	52
CADDY II Pick-up (9U7) 1.6	AEE	06.96 - 12.00	1598	B	55 kW	1635	52
CADDY II Pick-up (9U7) 1.9 D	AEF	06.96 - 12.00	1896	D	47 kW	1646	113
CADDY III Großraumlimousine (2KB, 2KJ, 2CB, 2CJ) 1.2 TSI	CBZA	09.10 - 05.15	1197	B	63 kW	1626	7
CADDY III Großraumlimousine (2KB, 2KJ, 2CB, 2CJ) 1.2 TSI	CBZB	09.10 - 05.15	1197	B	77 kW	1626	6
CADDY III Großraumlimousine (2KB, 2KJ, 2CB, 2CJ) 1.4	BCA	03.04 - 05.06	1390	B	55 kW	1638	67
CADDY III Großraumlimousine (2KB, 2KJ, 2CB, 2CJ) 1.4	BUD	05.06 - 08.10	1390	B	59 kW	1638	67
CADDY III Großraumlimousine (2KB, 2KJ, 2CB, 2CJ) 1.6 BiFuel	CHGA	05.11 - 05.15	1595	B/G	75 kW	1662	193
CADDY III Großraumlimousine (2KB, 2KJ, 2CB, 2CJ) 1.6 TDI	CAYD	08.10 - 05.15	1598	D	75 kW	1652	146
CADDY III Großraumlimousine (2KB, 2KJ, 2CB, 2CJ) 1.6 TDI	CAYE	08.10 - 05.15	1598	D	55 kW	1652	146
CADDY III Großraumlimousine (2KB, 2KJ, 2CB, 2CJ) 1.6	BGU	04.04 - 05.15	1595	B	75 kW	1662	190
CADDY III Großraumlimousine (2KB, 2KJ, 2CB, 2CJ) 1.6	BSE	04.04 - 05.15	1595	B	75 kW	1662	190
CADDY III Großraumlimousine (2KB, 2KJ, 2CB, 2CJ) 1.6	BSF	04.04 - 05.15	1595	B	75 kW	1662	190
CADDY III Großraumlimousine (2KB, 2KJ, 2CB, 2CJ) 1.6	UVC	01.05 - 12.09	1595	B	65 kW	1669	234

			ccm		kW		1 POS
CADDY III Großraumlimousine (2KB, 2KJ, 2CB, 2CJ) 1.9 D	1Y	10.05 - 06.09	1896	D	48 kW	1643	98
CADDY III Großraumlimousine (2KB, 2KJ, 2CB, 2CJ) 1.9 TDI 4motion	BLS	05.08 - 08.10	1896	D	77 kW	1651	143
CADDY III Großraumlimousine (2KB, 2KJ, 2CB, 2CJ) 1.9 TDI	BJB	04.04 - 08.10	1896	D	77 kW	1647	118
CADDY III Großraumlimousine (2KB, 2KJ, 2CB, 2CJ) 1.9 TDI	BLS	04.04 - 08.10	1896	D	77 kW	1651	143
CADDY III Großraumlimousine (2KB, 2KJ, 2CB, 2CJ) 1.9 TDI	BSU	09.05 - 08.10	1896	D	55 kW	1651	143
CADDY III Großraumlimousine (2KB, 2KJ, 2CB, 2CJ) 2.0 EcoFuel	BSX	04.06 - 05.15	1984	G	80 kW	1681	298
CADDY III Großraumlimousine (2KB, 2KJ, 2CB, 2CJ) 2.0 SDI	BDJ	03.04 - 08.10	1968	D	51 kW	1669	232
CADDY III Großraumlimousine (2KB, 2KJ, 2CB, 2CJ) 2.0 SDI	BST	03.04 - 08.10	1968	D	51 kW	1669	232
CADDY III Großraumlimousine (2KB, 2KJ, 2CB, 2CJ) 2.0 TDI 16V 4motion	CFHC	11.10 - 05.15	1968	D	103 kW	1671	247
CADDY III Großraumlimousine (2KB, 2KJ, 2CB, 2CJ) 2.0 TDI 16V	CFHC	11.10 - 05.15	1968	D	103 kW	1671	247
CADDY III Großraumlimousine (2KB, 2KJ, 2CB, 2CJ) 2.0 TDI 16V	CLCB	11.10 - 05.15	1968	D	103 kW	1671	247
CADDY III Großraumlimousine (2KB, 2KJ, 2CB, 2CJ) 2.0 TDI 4motion	CFHF	08.10 - 05.15	1968	D	81 kW	1671	247
CADDY III Großraumlimousine (2KB, 2KJ, 2CB, 2CJ) 2.0 TDI	BMM	09.07 - 08.10	1968	D	103 kW	1654	160
CADDY III Großraumlimousine (2KB, 2KJ, 2CB, 2CJ) 2.0 TDI	CFJA	05.12 - 05.15	1968	D	125 kW	1671	247
CADDY III Großraumlimousine (2KB, 2KJ, 2CB, 2CJ) 2.0 TDI	CLCA	08.10 - 05.15	1968	D	81 kW	1671	247
CADDY III Kasten/Großraumlimousine (2KA, 2KH, 2CA, 2CH) 1.2 TSI	CBZA	09.10 - 05.15	1197	B	63 kW	1626	7
CADDY III Kasten/Großraumlimousine (2KA, 2KH, 2CA, 2CH) 1.2 TSI	CBZB	09.10 - 05.15	1197	B	77 kW	1626	6
CADDY III Kasten/Großraumlimousine (2KA, 2KH, 2CA, 2CH) 1.4	BCA	03.04 - 05.06	1390	B	55 kW	1638	67
CADDY III Kasten/Großraumlimousine (2KA, 2KH, 2CA, 2CH) 1.4	BUD	05.06 - 08.10	1390	B	59 kW	1638	67
CADDY III Kasten/Großraumlimousine (2KA, 2KH, 2CA, 2CH) 1.6 BiFuel	CHGA	05.11 - 05.15	1595	B/G	75 kW	1662	193
CADDY III Kasten/Großraumlimousine (2KA, 2KH, 2CA, 2CH) 1.6 TDI	CAYD	08.10 - 05.15	1598	D	75 kW	1652	146
CADDY III Kasten/Großraumlimousine (2KA, 2KH, 2CA, 2CH) 1.6 TDI	CAYE	08.10 - 05.15	1598	D	55 kW	1652	146
CADDY III Kasten/Großraumlimousine (2KA, 2KH, 2CA, 2CH) 1.6	BGU	04.04 - 05.15	1595	B	75 kW	1662	190
CADDY III Kasten/Großraumlimousine (2KA, 2KH, 2CA, 2CH) 1.6	BSE	04.04 - 05.15	1595	B	75 kW	1662	190
CADDY III Kasten/Großraumlimousine (2KA, 2KH, 2CA, 2CH) 1.6	BSF	04.04 - 05.15	1595	B	75 kW	1662	190
CADDY III Kasten/Großraumlimousine (2KA, 2KH, 2CA, 2CH) 1.9 TDI 4motion	BLS	11.08 - 08.10	1896	D	77 kW	1651	143
CADDY III Kasten/Großraumlimousine (2KA, 2KH, 2CA, 2CH) 1.9 TDI	BJB	04.04 - 08.10	1896	D	77 kW	1647	118
CADDY III Kasten/Großraumlimousine (2KA, 2KH, 2CA, 2CH) 1.9 TDI	BLS	04.04 - 08.10	1896	D	77 kW	1651	143
CADDY III Kasten/Großraumlimousine (2KA, 2KH, 2CA, 2CH) 1.9 TDI	BSU	09.05 - 08.10	1896	D	55 kW	1651	143
CADDY III Kasten/Großraumlimousine (2KA, 2KH, 2CA, 2CH) 2.0 EcoFuel	BSX	04.06 - 05.15	1984	G	80 kW	1681	298
CADDY III Kasten/Großraumlimousine (2KA, 2KH, 2CA, 2CH) 2.0 SDI	BDJ	03.04 - 08.10	1968	D	51 kW	1669	232
CADDY III Kasten/Großraumlimousine (2KA, 2KH, 2CA, 2CH) 2.0 SDI	BST	03.04 - 08.10	1968	D	51 kW	1669	232
CADDY III Kasten/Großraumlimousine (2KA, 2KH, 2CA, 2CH) 2.0 TDI 16V 4motion	CFHC	11.10 - 05.15	1968	D	103 kW	1671	247
CADDY III Kasten/Großraumlimousine (2KA, 2KH, 2CA, 2CH) 2.0 TDI 16V	CFHC	11.10 - 05.15	1968	D	103 kW	1671	247
CADDY III Kasten/Großraumlimousine (2KA, 2KH, 2CA, 2CH) 2.0 TDI 16V	CLCB	11.10 - 05.15	1968	D	103 kW	1671	247
CADDY III Kasten/Großraumlimousine (2KA, 2KH, 2CA, 2CH) 2.0 TDI 4motion	CFHE	12.10 - 05.15	1968	D	62 kW	1671	247
CADDY III Kasten/Großraumlimousine (2KA, 2KH, 2CA, 2CH) 2.0 TDI 4motion	CFHF	08.10 - 05.15	1968	D	81 kW	1671	247
CADDY III Kasten/Großraumlimousine (2KA, 2KH, 2CA, 2CH) 2.0 TDI	BMM	09.07 - 08.10	1968	D	103 kW	1654	160
CADDY III Kasten/Großraumlimousine (2KA, 2KH, 2CA, 2CH) 2.0 TDI	CFHE	11.10 - 05.15	1968	D	62 kW	1671	247
CADDY III Kasten/Großraumlimousine (2KA, 2KH, 2CA, 2CH) 2.0 TDI	CFJA	05.12 - 05.15	1968	D	125 kW	1671	247
CADDY III Kasten/Großraumlimousine (2KA, 2KH, 2CA, 2CH) 2.0 TDI	CLCA	08.10 - 05.15	1968	D	81 kW	1671	247
CADDY IV Großraumlimousine (SAB, SAJ) 1.0 TSI	CHZG	11.15 - 09.20	999	B	75 kW	1628	15
CADDY IV Großraumlimousine (SAB, SAJ) 1.2 TSI	CYVC	06.15 - 09.20	1197	B	62 kW	1627	8
CADDY IV Großraumlimousine (SAB, SAJ) 1.4 TGI CNG	CPWA	06.15 - 09.20	1395	B/G	81 kW	1628	15
CADDY IV Großraumlimousine (SAB, SAJ) 1.4 TSI	CZCB	05.15 - 02.21	1395	B	92 kW	1628	15
CADDY IV Großraumlimousine (SAB, SAJ) 1.6 TDI	CAYD	05.15 - 09.20	1598	D	75 kW	1652	146
CADDY IV Großraumlimousine (SAB, SAJ) 1.6 TDI	CAYE	05.15 - 11.17	1598	D	55 kW	1652	146
CADDY IV Großraumlimousine (SAB, SAJ) 1.6	CWVA	11.15 - 09.20	1598	B	81 kW	1636	55
CADDY IV Großraumlimousine (SAB, SAJ) 2.0 TDI 4motion	CFHC	05.15 - 09.20	1968	D	103 kW	1671	247
CADDY IV Großraumlimousine (SAB, SAJ) 2.0 TDI 4motion	CFHF	05.15 - 09.20	1968	D	81 kW	1671	247
CADDY IV Großraumlimousine (SAB, SAJ) 2.0 TDI 4motion	CLCA	05.15 - 09.20	1968	D	81 kW	1671	247
CADDY IV Großraumlimousine (SAB, SAJ) 2.0 TDI 4motion	CUUE	05.15 - 09.20	1968	D	90 kW	1673	258
CADDY IV Großraumlimousine (SAB, SAJ) 2.0 TDI 4motion	DFSB	11.15 - 09.20	1968	D	110 kW	1673	258
CADDY IV Großraumlimousine (SAB, SAJ) 2.0 TDI 4motion	DFSE	05.15 - 09.20	1968	D	90 kW	1672	251
CADDY IV Großraumlimousine (SAB, SAJ) 2.0 TDI	CFHC	05.15 - 09.20	1968	D	103 kW	1671	247
CADDY IV Großraumlimousine (SAB, SAJ) 2.0 TDI	CLCA	09.15 - 09.20	1968	D	81 kW	1671	247
CADDY IV Großraumlimousine (SAB, SAJ) 2.0 TDI	CLCB	05.15 - 09.20	1968	D	103 kW	1671	247
CADDY IV Großraumlimousine (SAB, SAJ) 2.0 TDI	CUUB	05.15 - 09.20	1968	D	110 kW	1673	258
CADDY IV Großraumlimousine (SAB, SAJ) 2.0 TDI	CUUD	05.15 - 09.20	1968	D	75 kW	1673	258
CADDY IV Großraumlimousine (SAB, SAJ) 2.0 TDI	CUUF	05.15 - 09.20	1968	D	55 kW	1673	258
CADDY IV Großraumlimousine (SAB, SAJ) 2.0 TDI	DFSB	05.15 - 09.20	1968	D	110 kW	1673	258
CADDY IV Großraumlimousine (SAB, SAJ) 2.0 TDI	DFSC	05.15 - 09.20	1968	D	55 kW	1673	258

















							
CADDY IV Großraumlimousine (SAB, SAJ) 2.0 TDI	DFSD	05.15 - 09.20	1968	D	75 kW	1672	251
CADDY IV Großraumlimousine (SAB, SAJ) 2.0 TDI	DFSF	05.15 - 09.20	1968	D	55 kW	1672	251
CADDY IV Kasten/Großraumlimousine (SAA, SAH) 1.0 TSI	CHZG	11.15 - 09.20	999	B	75 kW	1628	15
CADDY IV Kasten/Großraumlimousine (SAA, SAH) 1.2 TSI	CYVC	06.15 - 02.21	1197	B	62 kW	1627	8
CADDY IV Kasten/Großraumlimousine (SAA, SAH) 1.4 TGI CNG	CPWA	06.15 - 09.20	1395	B/G	81 kW	1628	15
CADDY IV Kasten/Großraumlimousine (SAA, SAH) 1.4 TSI	CZCB	05.15 - 02.21	1395	B	92 kW	1628	15
CADDY IV Kasten/Großraumlimousine (SAA, SAH) 1.6 TDI	CAYD	05.15 - 09.20	1598	D	75 kW	1652	146
CADDY IV Kasten/Großraumlimousine (SAA, SAH) 1.6 TDI	CAYE	05.15 - 11.17	1598	D	55 kW	1652	146
CADDY IV Kasten/Großraumlimousine (SAA, SAH) 1.6	CWVA	11.15 - 09.20	1598	B	81 kW	1636	55
CADDY IV Kasten/Großraumlimousine (SAA, SAH) 2.0 TDI 4motion	CFHC	05.15 - 09.20	1968	D	103 kW	1671	247
CADDY IV Kasten/Großraumlimousine (SAA, SAH) 2.0 TDI 4motion	CFHF	05.15 - 09.20	1968	D	81 kW	1671	247
CADDY IV Kasten/Großraumlimousine (SAA, SAH) 2.0 TDI 4motion	CLCA	05.15 - 09.20	1968	D	81 kW	1671	247
CADDY IV Kasten/Großraumlimousine (SAA, SAH) 2.0 TDI 4motion	CUUE	05.15 - 09.20	1968	D	90 kW	1673	258
CADDY IV Kasten/Großraumlimousine (SAA, SAH) 2.0 TDI 4motion	DFSB	11.15 - 09.20	1968	D	110 kW	1673	258
CADDY IV Kasten/Großraumlimousine (SAA, SAH) 2.0 TDI 4motion	DFSC	11.15 - 07.19	1968	D	55 kW	1673	258
CADDY IV Kasten/Großraumlimousine (SAA, SAH) 2.0 TDI 4motion	DFSE	05.15 - 09.20	1968	D	90 kW	1672	251
CADDY IV Kasten/Großraumlimousine (SAA, SAH) 2.0 TDI	CFHC	05.15 - 09.20	1968	D	103 kW	1671	247
CADDY IV Kasten/Großraumlimousine (SAA, SAH) 2.0 TDI	CLCA	09.15 - 09.20	1968	D	81 kW	1671	247
CADDY IV Kasten/Großraumlimousine (SAA, SAH) 2.0 TDI	CLCB	05.15 - 09.20	1968	D	103 kW	1671	247
CADDY IV Kasten/Großraumlimousine (SAA, SAH) 2.0 TDI	CUUB	05.15 - 09.20	1968	D	110 kW	1673	258
CADDY IV Kasten/Großraumlimousine (SAA, SAH) 2.0 TDI	CUUD	05.15 - 09.20	1968	D	75 kW	1673	258
CADDY IV Kasten/Großraumlimousine (SAA, SAH) 2.0 TDI	CUUF	05.15 - 09.20	1968	D	55 kW	1673	258
CADDY IV Kasten/Großraumlimousine (SAA, SAH) 2.0 TDI	DFSB	05.15 - 09.20	1968	D	110 kW	1673	258
CADDY IV Kasten/Großraumlimousine (SAA, SAH) 2.0 TDI	DFSC	05.15 - 09.20	1968	D	55 kW	1673	258
CADDY IV Kasten/Großraumlimousine (SAA, SAH) 2.0 TDI	DFSD	05.15 - 09.20	1968	D	75 kW	1672	251
CADDY IV Kasten/Großraumlimousine (SAA, SAH) 2.0 TDI	DFSF	05.15 - 09.20	1968	D	55 kW	1672	251
CADDY Kasten/Großraumlimousine (6K9, 9E7, 9E9) 1.6	UVC	10.05 - 12.09	1595	B	69 kW	1669	234
CADDY Kasten/Großraumlimousine (6K9, 9E7, 9E9) 1.9 D	1Y	02.98 - 06.09	1896	D	47 kW	1643	98
CADDY V Großraumlimousine (SBB, SBJ) 1.5 TSi EVO	DPBC	01.21	1498	B	84 kW	1627	11
CADDY V Großraumlimousine (SBB, SBJ) 1.6 SRE	DWYA	02.21	1598	B	81 kW	1636	57
CADDY V Großraumlimousine (SBB, SBJ) 2.0	CRVD	04.21	1968	D	81 kW	1658	174
CADDY V Kasten/Großraumlimousine (SBA, SBH) 1.5 TSi EVO	DPBC	01.21	1498	B	84 kW	1627	11
CADDY V Kasten/Großraumlimousine (SBA, SBH) 1.6 SRE	DWYA	02.21	1598	B	81 kW	1636	57
CADDY V Kasten/Großraumlimousine (SBA, SBH) 2.0	CRVD	04.21	1968	D	81 kW	1658	174
CC B7 (358) 1.4 TSi MultiFuel	CKMA	11.11 - 12.16	1390	B/E	118 kW	1639	75
CC B7 (358) 1.4 TSi	CTHD	11.11 - 12.16	1390	B	118 kW	1638	67
CC B7 (358) 1.4 TSi	CZDA	05.15 - 12.16	1395	B	110 kW	1628	15
CC B7 (358) 1.8 TSi	CDAA	11.11 - 12.16	1798	B	118 kW	1678	282
CC B7 (358) 1.8 TSi	CDAB	11.11 - 12.16	1798	B	112 kW	1683	310
CC B7 (358) 2.0 TDI 4motion	CFFB	11.11 - 12.16	1968	D	103 kW	1662	191
CC B7 (358) 2.0 TDI 4motion	CFGB	11.11 - 01.13	1968	D	125 kW	1662	191
CC B7 (358) 2.0 TDI 4motion	CFGC	12.12 - 12.16	1968	D	130 kW	1662	191
CC B7 (358) 2.0 TDI	CFFA	11.11 - 12.16	1968	D	100 kW	1662	191
CC B7 (358) 2.0 TDI	CFFB	11.11 - 12.16	1968	D	103 kW	1662	191
CC B7 (358) 2.0 TDI	CFGB	11.11 - 12.16	1968	D	125 kW	1662	191
CC B7 (358) 2.0 TDI	CFGC	12.12 - 12.16	1968	D	130 kW	1662	191
CC B7 (358) 2.0 TDI	CLLA	11.11 - 12.16	1968	D	125 kW	1671	247
CC B7 (358) 2.0 TDI	CUVC	05.15 - 12.16	1968	D	110 kW	1672	252
CC B7 (358) 2.0 TDI	CUWA	05.15 - 12.16	1968	D	135 kW	1672	252
CC B7 (358) 2.0 TFSI	CBFA	11.11 - 12.16	1984	B	147 kW	1683	307
CC B7 (358) 2.0 TFSI	CCTA	11.11 - 12.16	1984	B	147 kW	1683	307
CC B7 (358) 2.0 TSI	CCZB	11.11 - 12.16	1984	B	155 kW	1683	307
CC B7 (358) 3.6 FSI 4motion	BWS	11.11 - 12.16	3597	B	220 kW	1689	344
CC B7 (358) 3.6 FSI 4motion	CNNA	11.11 - 12.16	3580	B	206 kW	1689	345
CC B7 (358) 3.6 FSI	CNNA	11.11 - 12.16	3580	B	206 kW	1689	345
CITI GOLF 1.3	AJD	01.99 - 08.09	1324	B	52 kW	1635	50
CITI GOLF 1.3	EP	01.81 - 12.84	1297	B	44 kW	1629	21
CITI GOLF 1.3	GY	01.01 - 12.02	1324	B	48 kW	1641	87
CITI GOLF 1.4	AGY	12.99 - 08.09	1390	B	62 kW	1638	66
CITI GOLF 1.4	BSC	02.02 - 08.09	1423	B	54 kW	1635	50
CITI GOLF 1.6	AFX	12.99 - 08.09	1595	B	74 kW	1666	214
CITI GOLF 1.6	HM	06.96 - 12.99	1595	B	60 kW	1659	179

			<b>ccm</b>		<b>kW</b>		<b>1 POS</b>
CITI GOLF 1.8	BZF	06.07 - 08.09	1806	B	90 kW	1682	304
CORRADO (53i) 1.8 16V	KR	04.89 - 07.92	1781	B	100 kW	1676	270
CORRADO (53i) 1.8 G60	PG	09.88 - 09.93	1781	B	118 kW	1676	273
CORRADO (53i) 2.0 i 16V	9A	08.91 - 12.95	1984	B	100 kW	1681	294
CORRADO (53i) 2.0 i	2E	04.93 - 12.95	1984	B	85 kW	1680	289
CORRADO (53i) 2.0 i	ADY	04.93 - 12.95	1984	B	85 kW	1680	289
CORRADO (53i) 2.8 VR6	AAA	09.91 - 12.95	2792	B	128 kW	1664	201
CORRADO (53i) 2.9 VR6	ABV	08.91 - 12.95	2861	B	140 kW	1678	280
CRAFTER 30-35 Bus (2E_) 2.0 TDI 4motion	CKUB	11.11 - 12.16	1968	D	120 kW	1671	247
CRAFTER 30-35 Bus (2E_) 2.0 TDI 4motion	CSNA	11.11 - 12.16	1968	D	120 kW	1672	249
CRAFTER 30-35 Bus (2E_) 2.0 TDI	CKTB	05.11 - 12.16	1968	D	80 kW	1671	247
CRAFTER 30-35 Bus (2E_) 2.0 TDI	CKTC	05.11 - 12.16	1968	D	100 kW	1671	247
CRAFTER 30-35 Bus (2E_) 2.0 TDI	CKUB	07.11 - 12.16	1968	D	120 kW	1671	247
CRAFTER 30-35 Bus (2E_) 2.0 TDI	CKUC	10.11 - 12.16	1968	D	105 kW	1671	247
CRAFTER 30-35 Bus (2E_) 2.0 TDI	CSLA	05.11 - 12.16	1968	D	80 kW	1672	248
CRAFTER 30-35 Bus (2E_) 2.0 TDI	CSLB	11.13 - 12.16	1968	D	84 kW	1671	247
CRAFTER 30-35 Bus (2E_) 2.0 TDI	CSNA	07.11 - 12.16	1968	D	120 kW	1672	249
CRAFTER 30-35 Bus (2E_) 2.5 TDI	BJJ	04.06 - 07.11	2461	D	65 kW	1669	233
CRAFTER 30-35 Bus (2E_) 2.5 TDI	BJK	04.06 - 05.13	2461	D	80 kW	1669	233
CRAFTER 30-35 Bus (2E_) 2.5 TDI	BJL	04.06 - 05.13	2461	D	100 kW	1669	233
CRAFTER 30-35 Bus (2E_) 2.5 TDI	BJM	04.06 - 07.11	2461	D	120 kW	1669	233
CRAFTER 30-35 Bus (2E_) 2.5 TDI	CEBA	04.06 - 07.11	2461	D	65 kW	1671	246
CRAFTER 30-35 Bus (2E_) 2.5 TDI	CEBB	04.06 - 05.13	2461	D	80 kW	1671	246
CRAFTER 30-35 Bus (2E_) 2.5 TDI	CECA	04.06 - 05.13	2461	D	100 kW	1671	246
CRAFTER 30-35 Bus (2E_) 2.5 TDI	CECB	04.06 - 07.11	2461	D	120 kW	1671	246
CRAFTER 30-50 Kasten (2E_) 2.0 TDI 4motion	CKUB	07.11 - 12.16	1968	D	120 kW	1671	247
CRAFTER 30-50 Kasten (2E_) 2.0 TDI 4motion	CSNA	07.11 - 12.16	1968	D	120 kW	1672	249
CRAFTER 30-50 Kasten (2E_) 2.0 TDI	CKTB	05.11 - 12.16	1968	D	80 kW	1671	247
CRAFTER 30-50 Kasten (2E_) 2.0 TDI	CKTC	05.11 - 12.16	1968	D	100 kW	1671	247
CRAFTER 30-50 Kasten (2E_) 2.0 TDI	CKUB	07.11 - 12.16	1968	D	120 kW	1671	247
CRAFTER 30-50 Kasten (2E_) 2.0 TDI	CKUC	10.11 - 12.16	1968	D	105 kW	1671	247
CRAFTER 30-50 Kasten (2E_) 2.0 TDI	CSLA	05.11 - 12.16	1968	D	80 kW	1672	248
CRAFTER 30-50 Kasten (2E_) 2.0 TDI	CSLB	11.13 - 12.16	1968	D	84 kW	1671	247
CRAFTER 30-50 Kasten (2E_) 2.0 TDI	CSLC	11.15 - 12.16	1968	D	103 kW	1672	248
CRAFTER 30-50 Kasten (2E_) 2.0 TDI	CSNA	07.11 - 12.16	1968	D	120 kW	1672	249
CRAFTER 30-50 Kasten (2E_) 2.5 TDI	BJJ	04.06 - 07.11	2461	D	65 kW	1669	233
CRAFTER 30-50 Kasten (2E_) 2.5 TDI	BJK	04.06 - 05.13	2461	D	80 kW	1669	233
CRAFTER 30-50 Kasten (2E_) 2.5 TDI	BJL	04.06 - 05.13	2461	D	100 kW	1669	233
CRAFTER 30-50 Kasten (2E_) 2.5 TDI	BJM	04.06 - 07.11	2461	D	120 kW	1669	233
CRAFTER 30-50 Kasten (2E_) 2.5 TDI	CEBA	04.06 - 07.11	2461	D	65 kW	1671	246
CRAFTER 30-50 Kasten (2E_) 2.5 TDI	CEBB	04.06 - 05.13	2461	D	80 kW	1671	246
CRAFTER 30-50 Kasten (2E_) 2.5 TDI	CECA	04.06 - 05.13	2461	D	100 kW	1671	246
CRAFTER 30-50 Kasten (2E_) 2.5 TDI	CECB	04.06 - 07.11	2461	D	120 kW	1671	246
CRAFTER 30-50 Pritsche/Fahrgestell (2F_) 2.0 TDI 4motion	CKUB	11.11 - 12.16	1968	D	120 kW	1671	247
CRAFTER 30-50 Pritsche/Fahrgestell (2F_) 2.0 TDI 4motion	CSNA	11.11 - 12.16	1968	D	120 kW	1672	249
CRAFTER 30-50 Pritsche/Fahrgestell (2F_) 2.0 TDI	CKTB	05.11 - 12.16	1968	D	80 kW	1671	247
CRAFTER 30-50 Pritsche/Fahrgestell (2F_) 2.0 TDI	CKTC	05.11 - 12.16	1968	D	100 kW	1671	247
CRAFTER 30-50 Pritsche/Fahrgestell (2F_) 2.0 TDI	CKUB	07.11 - 12.16	1968	D	120 kW	1671	247
CRAFTER 30-50 Pritsche/Fahrgestell (2F_) 2.0 TDI	CKUC	10.11 - 12.16	1968	D	105 kW	1671	247
CRAFTER 30-50 Pritsche/Fahrgestell (2F_) 2.0 TDI	CSLA	05.11 - 12.16	1968	D	80 kW	1672	248
CRAFTER 30-50 Pritsche/Fahrgestell (2F_) 2.0 TDI	CSLB	11.13 - 12.16	1968	D	84 kW	1671	247
CRAFTER 30-50 Pritsche/Fahrgestell (2F_) 2.0 TDI	CSLC	11.15 - 12.16	1968	D	103 kW	1672	248
CRAFTER 30-50 Pritsche/Fahrgestell (2F_) 2.0 TDI	CSNA	07.11 - 12.16	1968	D	120 kW	1672	249
CRAFTER 30-50 Pritsche/Fahrgestell (2F_) 2.5 TDI	BJJ	04.06 - 07.11	2461	D	65 kW	1669	233
CRAFTER 30-50 Pritsche/Fahrgestell (2F_) 2.5 TDI	BJK	04.06 - 05.13	2461	D	80 kW	1669	233
CRAFTER 30-50 Pritsche/Fahrgestell (2F_) 2.5 TDI	BJL	04.06 - 05.13	2461	D	100 kW	1669	233
CRAFTER 30-50 Pritsche/Fahrgestell (2F_) 2.5 TDI	BJM	04.06 - 07.11	2461	D	120 kW	1669	233
CRAFTER 30-50 Pritsche/Fahrgestell (2F_) 2.5 TDI	CEBA	04.06 - 07.11	2461	D	65 kW	1671	246
CRAFTER 30-50 Pritsche/Fahrgestell (2F_) 2.5 TDI	CEBB	04.06 - 05.13	2461	D	80 kW	1671	246
CRAFTER 30-50 Pritsche/Fahrgestell (2F_) 2.5 TDI	CECA	04.06 - 05.13	2461	D	100 kW	1671	246
CRAFTER 30-50 Pritsche/Fahrgestell (2F_) 2.5 TDI	CECB	04.06 - 07.11	2461	D	120 kW	1671	246
CRAFTER Bus (SYI, SYJ) 2.0 TDI 4motion	DAUA	04.17	1968	D	103 kW	1673	256








							
CRAFTER Bus (SY1, SYJ) 2.0 TDI 4motion	DAVA	03.17	1968	D	130 kW	1673	256
CRAFTER Bus (SY1, SYJ) 2.0 TDI	DAUA	09.16	1968	D	103 kW	1673	256
CRAFTER Bus (SY1, SYJ) 2.0 TDI	DAUB	10.16	1968	D	75 kW	1673	256
CRAFTER Bus (SY1, SYJ) 2.0 TDI	DAVA	09.16	1968	D	130 kW	1673	256
CRAFTER Kasten (SY_ SX_) 2.0 TDI 4motion	DAUA	04.17	1968	D	103 kW	1673	256
CRAFTER Kasten (SY_ SX_) 2.0 TDI 4motion	DAVA	03.17	1968	D	130 kW	1673	256
CRAFTER Kasten (SY_ SX_) 2.0 TDI RWD	DASA	08.17	1968	D	90 kW	1673	257
CRAFTER Kasten (SY_ SX_) 2.0 TDI RWD	DASB	10.17	1968	D	103 kW	1673	257
CRAFTER Kasten (SY_ SX_) 2.0 TDI RWD	DASC	05.17	1968	D	80 kW	1673	257
CRAFTER Kasten (SY_ SX_) 2.0 TDI RWD	DAWA	05.17	1968	D	130 kW	1673	257
CRAFTER Kasten (SY_ SX_) 2.0 TDI	DAUA	09.16	1968	D	103 kW	1673	256
CRAFTER Kasten (SY_ SX_) 2.0 TDI	DAUB	10.16	1968	D	75 kW	1673	256
CRAFTER Kasten (SY_ SX_) 2.0 TDI	DAVA	09.16	1968	D	130 kW	1673	256
CRAFTER Pritsche/Fahrgestell (SZ_) 2.0 TDI 4motion	DAUA	11.17	1968	D	103 kW	1673	256
CRAFTER Pritsche/Fahrgestell (SZ_) 2.0 TDI 4motion	DAVA	03.17	1968	D	130 kW	1673	256
CRAFTER Pritsche/Fahrgestell (SZ_) 2.0 TDI RWD	DASA	08.17	1968	D	90 kW	1673	257
CRAFTER Pritsche/Fahrgestell (SZ_) 2.0 TDI RWD	DASB	11.17	1968	D	103 kW	1673	257
CRAFTER Pritsche/Fahrgestell (SZ_) 2.0 TDI RWD	DASC	11.16	1968	D	80 kW	1673	257
CRAFTER Pritsche/Fahrgestell (SZ_) 2.0 TDI RWD	DAWA	07.17	1968	D	130 kW	1673	257
CRAFTER Pritsche/Fahrgestell (SZ_) 2.0 TDI	DAUA	11.16	1968	D	103 kW	1673	256
CRAFTER Pritsche/Fahrgestell (SZ_) 2.0 TDI	DAUB	11.16	1968	D	75 kW	1673	256
CRAFTER Pritsche/Fahrgestell (SZ_) 2.0 TDI	DAVA	11.16	1968	D	130 kW	1673	256
DERBY (86) 0.9	HA	02.77 - 09.81	895	B	29 kW	1626	5
DERBY (86) 1.1	HB	02.77 - 09.81	1093	B	37 kW	1626	5
DERBY (86) 1.1	HD	02.77 - 09.81	1093	B	38 kW	1626	5
DERBY (86) 1.3	HH	02.77 - 09.81	1272	B	44 kW	1632	36
DERBY (86) 1.3	HJ	02.77 - 09.81	1272	B	43 kW	1632	36
DERBY (86C, 80) 1.0	GL	10.81 - 12.84	1043	B	29 kW	1629	22
DERBY (86C, 80) 1.1	HB	10.81 - 07.83	1093	B	37 kW	1626	5
DERBY (86C, 80) 1.3	GK	09.82 - 12.84	1272	B	55 kW	1629	22
DERBY (86C, 80) 1.3	HH	08.81 - 07.83	1272	B	44 kW	1632	36
DERBY (86C, 80) 1.3	HK	08.83 - 12.84	1272	B	40 kW	1632	37
DERBY (86C, 80) 1.3	HW	08.83 - 12.84	1272	B	37 kW	1632	35
DERBY III Stufenheck (6K2) 1.8	BUR	10.05 - 12.08	1781	B	72 kW	1669	234
DERBY III Stufenheck (6K2) 2.0	ADC	08.00 - 12.03	1984	B	82 kW	1681	296
EOS (1F7, 1F8) 1.4 TSI	CAVD	05.08 - 08.15	1390	B	118 kW	1638	67
EOS (1F7, 1F8) 1.4 TSI	CAXA	11.07 - 08.15	1390	B	90 kW	1638	67
EOS (1F7, 1F8) 1.4 TSI	CTHD	05.08 - 08.15	1390	B	118 kW	1638	67
EOS (1F7, 1F8) 1.6 FSI	BLF	06.06 - 05.08	1598	B	85 kW	1638	67
EOS (1F7, 1F8) 2.0 FSI	BVY	03.06 - 05.08	1984	B	110 kW	1680	291
EOS (1F7, 1F8) 2.0 FSI	BVZ	03.06 - 05.08	1984	B	110 kW	1680	291
EOS (1F7, 1F8) 2.0 TDI 16V	CBAB	05.08 - 08.15	1968	D	103 kW	1662	191
EOS (1F7, 1F8) 2.0 TDI 16V	CFFB	05.08 - 08.15	1968	D	103 kW	1662	191
EOS (1F7, 1F8) 2.0 TDI	BMM	06.06 - 05.08	1968	D	103 kW	1654	160
EOS (1F7, 1F8) 2.0 TDI	CFFA	11.10 - 08.15	1968	D	100 kW	1662	191
EOS (1F7, 1F8) 2.0 TFSI	BPY	03.06 - 08.15	1984	B	147 kW	1683	305
EOS (1F7, 1F8) 2.0 TFSI	BWA	03.06 - 08.15	1984	B	147 kW	1683	305
EOS (1F7, 1F8) 2.0 TFSI	CAWB	03.06 - 08.15	1984	B	147 kW	1683	307
EOS (1F7, 1F8) 2.0 TFSI	CBFA	03.06 - 08.15	1984	B	147 kW	1683	307
EOS (1F7, 1F8) 2.0 TFSI	CCTA	03.06 - 08.15	1984	B	147 kW	1683	307
EOS (1F7, 1F8) 2.0 TFSI	CCZA	03.06 - 08.15	1984	B	147 kW	1683	307
EOS (1F7, 1F8) 2.0 TSI	CCZB	11.09 - 08.15	1984	B	155 kW	1683	307
EOS (1F7, 1F8) 3.2 V6	BUB	06.06 - 05.09	3189	B	184 kW	1686	329
EOS (1F7, 1F8) 3.2 V6	CBRA	06.06 - 05.09	3189	B	184 kW	1686	329
EOS (1F7, 1F8) 3.6 V6	CDVA	05.09 - 11.10	3597	B	191 kW	1689	344
FOX Schrägheck (5Z1, 5Z3, 5Z4) 1.0 City Total Flex	BNX	05.05 - 10.14	999	B/E	54 kW	1626	4
FOX Schrägheck (5Z1, 5Z3, 5Z4) 1.0 City Total Flex	CCNA	05.05 - 10.14	999	B/E	54 kW	1626	4
FOX Schrägheck (5Z1, 5Z3, 5Z4) 1.0 City Total Flex	CPBA	05.05 - 10.14	999	B/E	54 kW	1626	4
FOX Schrägheck (5Z1, 5Z3, 5Z4) 1.0 Total Flex	AQZ	08.03 - 12.09	999	B/E	53 kW	1626	4
FOX Schrägheck (5Z1, 5Z3, 5Z4) 1.0 Total Flex	BJE	08.03 - 12.09	999	B/E	53 kW	1626	4
FOX Schrägheck (5Z1, 5Z3, 5Z4) 1.0 Total Flex	BNX	08.03 - 12.09	999	B/E	53 kW	1626	4
FOX Schrägheck (5Z1, 5Z3, 5Z4) 1.0 Total Flex	BNX	05.05 - 08.14	999	B/E	56 kW	1626	4

			<b>ccm</b>		<b>kw</b>		<b>1 POS</b>
FOX Schrägheck (5Z1, 5Z3, 5Z4) 1.0 Total Flex	CCNA	05.05 - 08.14	999	B/E	56 kW	1626	4
FOX Schrägheck (5Z1, 5Z3, 5Z4) 1.0 Total Flex	CPBA	05.05 - 08.14	999	B/E	56 kW	1626	4
FOX Schrägheck (5Z1, 5Z3, 5Z4) 1.0	AQZ	08.03 - 12.09	999	B	53 kW	1626	4
FOX Schrägheck (5Z1, 5Z3, 5Z4) 1.0	BNX	08.03 - 12.09	999	B	53 kW	1626	4
FOX Schrägheck (5Z1, 5Z3, 5Z4) 1.0	CCNA	08.03 - 12.09	999	B	53 kW	1626	4
FOX Schrägheck (5Z1, 5Z3, 5Z4) 1.0	CCNA	04.08 - 12.09	999	B	54 kW	1626	4
FOX Schrägheck (5Z1, 5Z3, 5Z4) 1.0	CPBA	04.08 - 12.09	999	B	54 kW	1626	4
FOX Schrägheck (5Z1, 5Z3, 5Z4) 1.2	BMD	04.05 - 07.11	1198	B	40 kW	1639	73
FOX Schrägheck (5Z1, 5Z3, 5Z4) 1.2	CHFA	09.10 - 12.11	1198	B	44 kW	1639	73
FOX Schrägheck (5Z1, 5Z3, 5Z4) 1.2	CHFB	04.05 - 07.11	1198	B	40 kW	1639	73
FOX Schrägheck (5Z1, 5Z3, 5Z4) 1.4 TDI	BNM	04.05 - 12.09	1422	D	51 kW	1652	145
FOX Schrägheck (5Z1, 5Z3, 5Z4) 1.4	BKR	04.05 - 12.09	1390	B	55 kW	1639	72
FOX Schrägheck (5Z1, 5Z3, 5Z4) 1.6 Plus Total Flex	BJA	10.03 - 12.09	1598	B/E	77 kW	1639	72
FOX Schrägheck (5Z1, 5Z3, 5Z4) 1.6 Plus Total Flex	BPA	10.03 - 12.09	1598	B/E	77 kW	1639	72
FOX Schrägheck (5Z1, 5Z3, 5Z4) 1.6 Rock in Rio Plus Total Flex	CCRA	05.08 - 10.14	1598	B/E	77 kW	1638	71
FOX Schrägheck (5Z1, 5Z3, 5Z4) 1.6 Total Flex	BJA	10.03 - 08.14	1598	B/E	74 kW	1639	72
FOX Schrägheck (5Z1, 5Z3, 5Z4) 1.6 Total Flex	BPA	10.03 - 08.14	1598	B/E	74 kW	1639	72
FOX Schrägheck (5Z1, 5Z3, 5Z4) 1.6 Total Flex	BPA	09.07 - 12.09	1598	B/E	73 kW	1639	72
FOX Schrägheck (5Z1, 5Z3, 5Z4) 1.6 Total Flex	CCRA	10.03 - 08.14	1598	B/E	74 kW	1638	71
FOX Schrägheck (5Z1, 5Z3, 5Z4) 1.6	BAH	10.03 - 08.14	1598	B	74 kW	1633	43
FOX Schrägheck (5Z1, 5Z3, 5Z4) 1.6	BJA	10.03 - 08.14	1598	B	74 kW	1639	72
FOX Schrägheck (5Z1, 5Z3, 5Z4) 1.6	BLH	10.03 - 08.14	1598	B	74 kW	1639	72
FOX Schrägheck (5Z1, 5Z3, 5Z4) 1.6	BPA	10.03 - 08.14	1598	B	74 kW	1639	72
FOX Schrägheck (5Z1, 5Z3, 5Z4) 1.6	CCRA	10.03 - 08.14	1598	B	74 kW	1638	71
FOX Schrägheck (5Z1, 5Z3, 5Z4) 1.6	CFZA	10.03 - 08.14	1598	B	74 kW	1638	71
FOX Schrägheck (5Z1, 5Z3, 5Z4) 1.9 D	ASY	12.07 - 12.09	1896	D	47 kW	1648	122
FOX Schrägheck (5Z5) 1.0 Track Trendline Flex	CPBA	08.14 - 12.15	999	B/E	56 kW	1626	4
FOX Schrägheck (5Z5) 1.6 Trendline Flex	CCRA	08.14 - 10.21	1598	B/E	77 kW	1638	71
FOX Schrägheck (5Z5) 1.6	CFZA	10.15	1598	B	75 kW	1638	71
FOX Stufenheck 1.6	HM	01.87 - 12.93	1595	B	55 kW	1659	179
FOX Stufenheck 1.8	ABG	10.90 - 12.93	1781	B	61 kW	1658	176
FOX Stufenheck 1.8	EV	10.90 - 12.93	1781	B	82 kW	1663	198
FOX Stufenheck 1.8	JN	01.87 - 12.90	1781	B	76 kW	1660	181
FOX Van (5Z1) 1.2	CHFA	09.10 - 12.11	1198	B	44 kW	1639	73
FOX Variant 1.8	JN	09.86 - 12.90	1781	B	76 kW	1660	181
FRIDOLIN Kasten (147) 1.2	D	01.64 - 07.74	1192	B	25 kW	1643	95
FRIDOLIN Kasten (147) 1.3	AB	01.64 - 07.74	1285	B	32 kW	1642	88
GOL III 1.0 BiFuel	BJR	06.02 - 09.06	999	B/G	48 kW	1626	4
GOL III 1.0 Turbo	ASW	06.00 - 07.04	999	B	82 kW	1626	4
GOL III 1.0	AZN	03.99 - 09.06	999	B	48 kW	1626	4
GOL III 1.0	AZP	05.99 - 05.06	999	B	56 kW	1626	4
GOL III 1.0	BJR	03.99 - 09.06	999	B	48 kW	1626	4
GOL III 1.6 Flex	BJF	03.99 - 08.06	1595	B/E	67 kW	1669	234
GOL III 1.6 Álcool	UPD	09.99 - 08.05	1595	E	73 kW	1669	234
GOL III 1.6	BWX	05.03 - 08.05	1595	B	71 kW	1669	234
GOL III 1.6	UNF	01.02 - 08.06	1595	B	68 kW	1669	234
GOL III 1.6	UNF	09.99 - 08.05	1595	B	65 kW	1669	234
GOL III 1.8 Flex	BNY	02.05 - 08.05	1781	B/E	78 kW	1669	234
GOL III 1.8	UDH	09.99 - 09.03	1781	B	72 kW	1677	278
GOL III 1.9 D	1Y	06.02 - 06.06	1896	D	47 kW	1643	98
GOL III 1.9 D	BGG	06.02 - 06.06	1896	D	47 kW	1651	141
GOL III 2.0 GTI	112	03.99 - 05.02	1984	B	107 kW	1679	287
GOL III 2.0	UQG	01.00 - 12.02	1984	B	82 kW	1682	304
GOL II 1.0	AZN	12.96 - 07.01	999	B	40 kW	1626	4
GOL II 1.0	AZP	01.01 - 05.06	999	B	56 kW	1626	4
GOL II 1.6 (BW1, BX1)	BWX	12.99 - 06.10	1595	B	73 kW	1669	234
GOL II 1.6 (BW1, BX1)	UPD	12.99 - 06.10	1595	B	73 kW	1669	234
GOL II 1.6 D	BE	10.95 - 08.98	1588	D	40 kW	1638	69
GOL II 1.6 Álcool	UPD	10.96 - 12.06	1595	E	73 kW	1669	234
GOL II 1.6	HM	10.95 - 02.98	1595	B	57 kW	1659	179
GOL II 1.6	UNC	08.94 - 09.96	1595	B	53 kW	1678	279
GOL II 1.6	UNF	10.96 - 08.99	1595	B	65 kW	1669	234










GOL II 1.8 Álcool	UED	06.94 - 08.99	1781	E	75 kW	1658	176
GOL II 1.8	BNY	03.97 - 05.10	1781	B	73 kW	1669	234
GOL II 1.8	UDB	06.94 - 05.02	1781	B	72 kW	1677	278
GOL II 1.8	UDH	03.97 - 05.10	1781	B	73 kW	1677	278
GOL II 1.8	UDH	06.94 - 05.02	1781	B	72 kW	1677	278
GOL II 1.8	UDH	01.95 - 12.96	1781	B	66 kW	1677	278
GOL II 1.8	UDH	10.95 - 08.97	1781	B	68 kW	1677	278
GOL II 1.9 D	5AE	04.98 - 05.02	1896	D	51 kW	1649	128
GOL II 1.9 D	5AE	04.98 - 02.99	1896	D	44 kW	1649	128
GOL II 2.0 GTI	529	09.94 - 09.96	1984	B	80 kW	1684	317
GOL II 2.0 GTI	112	09.95 - 04.99	1984	B	107 kW	1679	287
GOL II 2.0 GTi	UQG	08.95 - 12.06	1984	B	82 kW	1682	304
GOL II 2.0	112	08.95 - 05.02	1984	B	104 kW	1679	287
GOL IV 1.0 City Total Flex	BTY	03.05 - 07.06	999	B/E	50 kW	1626	4
GOL IV 1.0 Flex	BNW	10.05 - 12.14	999	B/E	52 kW	1626	4
GOL IV 1.0	AZN	09.05 - 05.10	999	B	48 kW	1626	4
GOL IV 1.0	BTY	02.05 - 05.10	999	B	53 kW	1626	4
GOL IV 1.6 Total Flex	BJF	05.03 - 06.08	1595	B/E	71 kW	1669	234
GOL IV 1.6 Total Flex	BWX	05.03 - 06.08	1595	B/E	71 kW	1669	234
GOL IV 1.6 TotalFlex	BJF	08.03 - 05.10	1595	B/E	67 kW	1669	234
GOL IV 1.6 TotalFlex	UNF	09.05 - 05.08	1595	B/E	68 kW	1669	234
GOL IV 1.6	UNF	07.05 - 12.13	1595	B	68 kW	1669	234
GOL IV 1.8 Power Total Flex	BNY	02.05 - 06.08	1781	B/E	78 kW	1669	234
GOL IV 1.9 D	BGG	07.05 - 12.10	1896	D	47 kW	1651	141
GOL I 1.6 Álcool	UP	06.93 - 12.94	1595	E	60 kW	1665	205
GOL I 1.6	HM	07.85 - 12.96	1595	B	60 kW	1659	179
GOL I 1.6	HM	07.85 - 10.89	1595	B	57 kW	1659	179
GOL I 1.6	UZ	11.89 - 11.94	1555	B	54 kW	1642	89
GOL I 1.8 Álcool	UE	02.84 - 05.94	1781	E	75 kW	1658	176
GOL I 1.8	RM	05.84 - 09.94	1781	B	64 kW	1677	277
GOL I 1.8	UD	02.84 - 04.97	1781	B	72 kW	1677	278
GOL VIII 1.6 Total Flex (5U7)	CCRA	10.18 - 12.21	1598	B/E	76 kW	1638	71
GOL VIII 1.6 Total Flex (5U7)	CFZA	10.18 - 12.21	1598	B/E	76 kW	1638	71
GOL VII 1.6 Flex (5U5)	CCRA	01.16 - 12.18	1598	B/E	76 kW	1638	71
GOL VI 1.0 Flex	CPBA	08.12 - 12.16	999	B/E	56 kW	1626	4
GOL VI 1.6 Flex (5U3)	CCRA	08.12 - 04.16	1598	B/E	76 kW	1638	71
GOL VI 1.6	CFZA	08.16	1598	B	75 kW	1638	71
GOL V 1.0 Flex	CCNA	07.08 - 12.16	999	B/E	56 kW	1626	4
GOL V 1.0 Flex	CPBA	07.08 - 12.16	999	B/E	56 kW	1626	4
GOL V 1.0 Álcool	CCNA	05.10	999	E	51 kW	1626	4
GOL V 1.4	CNBA	12.10 - 06.13	1390	B	61 kW	1639	72
GOL V 1.6 16V Total Flex	CCRA	06.08	1598	B/E	74 kW	1638	71
GOL V 1.6 Flex (5U1)	CCRA	07.08 - 07.12	1598	B/E	76 kW	1638	71
GOL V 1.6 Total Flex	CCRA	07.09	1598	B/E	74 kW	1638	71
GOL V 1.6 Total Flex	CFZA	07.09	1598	B/E	74 kW	1638	71
GOL V 1.6	CCRA	09.08	1598	B	75 kW	1638	71
GOL V 1.6	CCRA	07.09	1598	B	74 kW	1638	71
GOL V 1.6	CFZA	09.08	1598	B	75 kW	1638	71
GOL V 1.6	CFZA	07.09	1598	B	74 kW	1638	71
GOLF ALLTRACK VII Variant (BA5, BV5) 1.6 TDI 4motion	CRKB	12.14 - 03.17	1598	D	81 kW	1649	125
GOLF ALLTRACK VII Variant (BA5, BV5) 1.6 TDI 4motion	CXXB	12.14 - 03.17	1598	D	81 kW	1649	125
GOLF ALLTRACK VII Variant (BA5, BV5) 1.8 TSI 4motion	CJSB	12.14 - 12.20	1798	B	132 kW	1684	311
GOLF ALLTRACK VII Variant (BA5, BV5) 2.0 TDI 4motion	CRBC	12.14 - 08.20	1968	D	110 kW	1672	252
GOLF ALLTRACK VII Variant (BA5, BV5) 2.0 TDI 4motion	CRLB	12.14 - 08.20	1968	D	110 kW	1672	250
GOLF ALLTRACK VII Variant (BA5, BV5) 2.0 TDI 4motion	CUNA	12.14 - 08.20	1968	D	135 kW	1672	250
GOLF ALLTRACK VII Variant (BA5, BV5) 2.0 TDI 4motion	DCYA	12.14 - 08.20	1968	D	110 kW	1673	259
GOLF ALLTRACK VII Variant (BA5, BV5) 2.0 TDI 4motion	DFGA	12.14 - 08.20	1968	D	110 kW	1672	250
GOLF ALLTRACK VII Variant (BA5, BV5) 2.0 TDI 4motion	DGCA	12.14 - 08.20	1968	D	135 kW	1673	259
GOLF ALLTRACK VII Variant (BA5, BV5) 2.0 TDI 4motion	DJGA	12.14 - 08.20	1968	D	135 kW	1673	259
GOLF ALLTRACK VII Variant (BA5, BV5) TSI	CJSB	02.19 - 08.20	1798	B	132 kW	1684	311
GOLF I (17) 1.1	FA	04.74 - 07.83	1093	B	37 kW	1626	5
GOLF I (17) 1.1	FJ	08.76 - 07.80	1093	B	38 kW	1626	5








	 ENGINE	 ccm	 kW	 1 POS			
GOLF I (17) 1.1	GG	04.74 - 07.83	1093	B	37 kW	1626	5
GOLF I (17) 1.3	GF	08.79 - 07.83	1272	B	44 kW	1631	34
GOLF I (17) 1.3	GS	08.82 - 12.83	1272	B	43 kW	1632	35
GOLF I (17) 1.5 D	CK	08.76 - 12.82	1471	D	37 kW	1639	74
GOLF I (17) 1.5	FC	09.74 - 12.75	1471	B	55 kW	1641	87
GOLF I (17) 1.5	FH	04.74 - 12.75	1471	B	51 kW	1640	81
GOLF I (17) 1.5	FX	09.77 - 12.80	1457	B	46 kW	1654	157
GOLF I (17) 1.5	JB	08.77 - 07.83	1457	B	51 kW	1653	152
GOLF I (17) 1.6 D	CR	08.80 - 12.84	1588	D	40 kW	1634	44
GOLF I (17) 1.6 D	JK	08.80 - 12.84	1588	D	40 kW	1634	46
GOLF I (17) 1.6 GTI	EG	08.76 - 07.82	1588	B	81 kW	1654	157
GOLF I (17) 1.6 TD	CY	03.82 - 12.83	1588	D	51 kW	1634	45
GOLF I (17) 1.6 TD	JR	08.83 - 07.85	1588	D	55 kW	1634	45
GOLF I (17) 1.6	EM	08.75 - 02.84	1588	B	55 kW	1653	152
GOLF I (17) 1.6	EW	01.83 - 02.84	1595	B	55 kW	1659	179
GOLF I (17) 1.6	FN	08.75 - 02.84	1588	B	55 kW	1654	157
GOLF I (17) 1.6	FN	09.75 - 12.80	1588	B	53 kW	1654	157
GOLF I (17) 1.6	FP	08.75 - 02.84	1588	B	55 kW	1653	152
GOLF I (17) 1.6	FT	08.75 - 07.77	1588	B	51 kW	1654	157
GOLF I (17) 1.6	HN	01.83 - 02.84	1595	B	55 kW	1675	265
GOLF I (17) 1.7	EN	09.80 - 12.84	1715	B	57 kW	1654	157
GOLF I (17) 1.8 GTI	DX	08.82 - 12.83	1781	B	82 kW	1673	260
GOLF I (17) 1.8 GTI	JJ	08.82 - 12.83	1781	B	82 kW	1675	268
GOLF I (17) 1.8	JH	09.82 - 12.84	1781	B	70 kW	1675	267
GOLF I Cabriolet (155) 1.3	HK	08.83 - 07.86	1272	B	40 kW	1632	37
GOLF I Cabriolet (155) 1.5	JB	01.79 - 11.83	1457	B	51 kW	1653	152
GOLF I Cabriolet (155) 1.6	EG	08.79 - 07.82	1588	B	81 kW	1654	157
GOLF I Cabriolet (155) 1.6	EM	08.79 - 07.83	1588	B	55 kW	1653	152
GOLF I Cabriolet (155) 1.6	EW	01.80 - 04.92	1595	B	55 kW	1659	179
GOLF I Cabriolet (155) 1.6	HN	01.80 - 04.92	1595	B	55 kW	1675	265
GOLF I Cabriolet (155) 1.6	RE	04.86 - 02.90	1595	B	53 kW	1677	276
GOLF I Cabriolet (155) 1.7	EN	01.80 - 07.84	1715	B	57 kW	1654	157
GOLF I Cabriolet (155) 1.8	2H	08.89 - 03.93	1781	B	72 kW	1663	200
GOLF I Cabriolet (155) 1.8	DX	08.82 - 12.89	1781	B	82 kW	1673	260
GOLF I Cabriolet (155) 1.8	DX	08.83 - 12.92	1781	B	82 kW	1673	260
GOLF I Cabriolet (155) 1.8	EV	08.82 - 12.89	1781	B	82 kW	1663	198
GOLF I Cabriolet (155) 1.8	EX	08.83 - 09.92	1781	B	66 kW	1674	262
GOLF I Cabriolet (155) 1.8	JH	08.83 - 04.93	1781	B	70 kW	1675	267
GOLF I Cabriolet (155) 1.8	KT	08.82 - 12.89	1781	B	82 kW	1676	271
GOLF I Cabriolet (155) 1.8	PB	08.82 - 12.89	1781	B	82 kW	1676	271
GOLF II (19E, 1G1) 1.0	GN	11.83 - 08.85	1043	B	33 kW	1632	35
GOLF II (19E, 1G1) 1.0	HZ	08.85 - 10.91	1043	B	37 kW	1632	38
GOLF II (19E, 1G1) 1.3 Cat	2G	06.86 - 12.92	1272	B	40 kW	1629	24
GOLF II (19E, 1G1) 1.3 Cat	MH	06.86 - 12.92	1272	B	40 kW	1629	23
GOLF II (19E, 1G1) 1.3 Cat	NZ	06.86 - 12.92	1272	B	40 kW	1632	39
GOLF II (19E, 1G1) 1.3	GT	08.83 - 10.86	1272	B	43 kW	1632	35
GOLF II (19E, 1G1) 1.3	HK	08.83 - 06.87	1272	B	40 kW	1632	37
GOLF II (19E, 1G1) 1.3	MH	08.83 - 06.87	1272	B	40 kW	1629	23
GOLF II (19E, 1G1) 1.3	NU	08.85 - 12.87	1272	B	37 kW	1632	38
GOLF II (19E, 1G1) 1.6 D	JP	08.83 - 10.91	1588	D	40 kW	1634	46
GOLF II (19E, 1G1) 1.6 D	ME	08.83 - 10.91	1588	D	40 kW	1641	85
GOLF II (19E, 1G1) 1.6 D	ME	08.83 - 10.91	1588	D	37 kW	1641	85
GOLF II (19E, 1G1) 1.6 TD	1V	08.89 - 10.91	1589	D	44 kW	1637	61
GOLF II (19E, 1G1) 1.6 TD	JR	08.83 - 10.91	1588	D	51 kW	1634	45
GOLF II (19E, 1G1) 1.6 TD	JR	08.83 - 07.85	1588	D	55 kW	1634	45
GOLF II (19E, 1G1) 1.6 TD	MF	08.83 - 10.91	1588	D	51 kW	1641	86
GOLF II (19E, 1G1) 1.6 TD	RA	04.89 - 10.91	1588	D	59 kW	1635	47
GOLF II (19E, 1G1) 1.6 TD	SB	04.89 - 10.91	1588	D	59 kW	1635	48
GOLF II (19E, 1G1) 1.6	ABN	08.83 - 07.92	1595	B	55 kW	1663	196
GOLF II (19E, 1G1) 1.6	EZA	08.86 - 07.91	1595	B	51 kW	1658	175
GOLF II (19E, 1G1) 1.6	EZ	08.83 - 07.92	1595	B	55 kW	1659	179
GOLF II (19E, 1G1) 1.6	HM	08.83 - 07.92	1595	B	55 kW	1659	179








GOLF II (19E, 1G1) 1.6	PN	10.86 - 12.92	1595	B	51 kW	1677	276
GOLF II (19E, 1G1) 1.6	PN	08.86 - 07.91	1595	B	51 kW	1677	276
GOLF II (19E, 1G1) 1.6	RF	02.86 - 10.91	1595	B	53 kW	1677	276
GOLF II (19E, 1G1) 1.8 GTI 16V	KR	02.86 - 06.90	1781	B	102 kW	1676	270
GOLF II (19E, 1G1) 1.8 GTI 16V	KR	08.86 - 07.88	1781	B	100 kW	1676	270
GOLF II (19E, 1G1) 1.8 GTI 16V	PL	02.86 - 10.91	1781	B	95 kW	1663	195
GOLF II (19E, 1G1) 1.8 GTI Cat	PF	01.87 - 12.92	1781	B	79 kW	1676	271
GOLF II (19E, 1G1) 1.8 GTI G60 Syncro	1H	08.88 - 12.91	1781	B	118 kW	1663	199
GOLF II (19E, 1G1) 1.8 GTI G60 Syncro	PG	08.88 - 12.91	1781	B	118 kW	1676	273
GOLF II (19E, 1G1) 1.8 GTI G60	PG	04.90 - 07.91	1781	B	118 kW	1676	273
GOLF II (19E, 1G1) 1.8 GTI	DX	08.83 - 10.91	1781	B	82 kW	1673	260
GOLF II (19E, 1G1) 1.8 GTI	EV	08.83 - 10.91	1781	B	82 kW	1663	198
GOLF II (19E, 1G1) 1.8 GTI	GZ	08.83 - 10.91	1781	B	82 kW	1675	267
GOLF II (19E, 1G1) 1.8 GTI	HT	01.85 - 07.91	1781	B	77 kW	1675	266
GOLF II (19E, 1G1) 1.8 GTI	PB	08.83 - 10.91	1781	B	82 kW	1676	271
GOLF II (19E, 1G1) 1.8 GTI	RD	08.85 - 10.87	1781	B	79 kW	1677	275
GOLF II (19E, 1G1) 1.8 GTI	RV	01.85 - 07.91	1781	B	77 kW	1656	167
GOLF II (19E, 1G1) 1.8 Syncro	1P	08.88 - 07.91	1781	B	72 kW	1676	271
GOLF II (19E, 1G1) 1.8 Syncro	GU	02.86 - 07.91	1781	B	66 kW	1674	263
GOLF II (19E, 1G1) 1.8 Syncro	GX	02.86 - 07.91	1781	B	66 kW	1675	264
GOLF II (19E, 1G1) 1.8 Syncro	RH	08.87 - 07.88	1781	B	62 kW	1677	276
GOLF II (19E, 1G1) 1.8 i Cat Syncro	GX	08.87 - 10.91	1781	B	66 kW	1675	264
GOLF II (19E, 1G1) 1.8 i Cat Syncro	RP	08.87 - 10.91	1781	B	66 kW	1663	196
GOLF II (19E, 1G1) 1.8 i Cat	GX	08.84 - 10.91	1781	B	66 kW	1675	264
GOLF II (19E, 1G1) 1.8 i Cat	RP	08.84 - 10.91	1781	B	66 kW	1663	196
GOLF II (19E, 1G1) 1.8	2K	08.86 - 12.92	1781	B	51 kW	1658	176
GOLF II (19E, 1G1) 1.8	7B	04.86 - 12.92	1781	B	75 kW	1658	176
GOLF II (19E, 1G1) 1.8	GU	08.84 - 10.91	1781	B	66 kW	1674	263
GOLF II (19E, 1G1) 1.8	GX	08.84 - 10.91	1781	B	66 kW	1675	264
GOLF II (19E, 1G1) 1.8	HV	08.84 - 10.91	1781	B	66 kW	1659	178
GOLF II (19E, 1G1) 1.8	PF	04.86 - 12.92	1781	B	75 kW	1676	271
GOLF II (19E, 1G1) 1.8	RH	08.86 - 01.90	1781	B	62 kW	1677	276
GOLF II (19E, 1G1) 1.8	RV	04.86 - 12.92	1781	B	75 kW	1656	167
GOLF II (19E, 1G1) 2.0 GTI	9A	09.89 - 12.92	1984	B	100 kW	1681	294
GOLF II Van (19E, 1G1) 1.3	HK	08.83 - 07.90	1272	B	40 kW	1632	37
GOLF II Van (19E, 1G1) 1.3	MH	08.83 - 07.90	1272	B	40 kW	1629	23
GOLF II Van (19E, 1G1) 1.3	NZ	08.83 - 07.90	1272	B	40 kW	1632	39
GOLF II Van (19E, 1G1) 1.6 D	JP	08.83 - 07.91	1588	D	40 kW	1634	46
GOLF II Van (19E, 1G1) 1.8 i	RP	08.87 - 07.91	1781	B	66 kW	1663	196
GOLF III (1H1) 1.3	2G	08.91 - 07.92	1272	B	40 kW	1629	24
GOLF III (1H1) 1.4	ABD	11.91 - 08.97	1390	B	40 kW	1630	27
GOLF III (1H1) 1.4	ABD	10.91 - 08.97	1390	B	44 kW	1630	27
GOLF III (1H1) 1.4	AEX	11.91 - 08.97	1390	B	40 kW	1635	52
GOLF III (1H1) 1.4	AEX	10.91 - 08.97	1390	B	44 kW	1635	52
GOLF III (1H1) 1.6	ABU	09.92 - 08.97	1598	B	55 kW	1635	51
GOLF III (1H1) 1.6	AEA	09.92 - 08.97	1598	B	55 kW	1635	52
GOLF III (1H1) 1.6	AEE	09.92 - 08.97	1598	B	55 kW	1635	52
GOLF III (1H1) 1.6	AEK	07.95 - 08.97	1595	B	74 kW	1664	202
GOLF III (1H1) 1.6	AFT	07.95 - 08.97	1595	B	74 kW	1668	224
GOLF III (1H1) 1.6	AKS	07.95 - 08.97	1595	B	74 kW	1666	216
GOLF III (1H1) 1.8 Syncro (1HX1)	ABS	01.93 - 08.97	1781	B	66 kW	1660	183
GOLF III (1H1) 1.8 Syncro (1HX1)	ADZ	01.93 - 08.97	1781	B	66 kW	1661	185
GOLF III (1H1) 1.8	AAM	08.91 - 08.97	1781	B	55 kW	1664	203
GOLF III (1H1) 1.8	ABS	08.91 - 07.98	1781	B	66 kW	1660	183
GOLF III (1H1) 1.8	ACC	08.91 - 07.98	1781	B	66 kW	1660	184
GOLF III (1H1) 1.8	ADD	08.91 - 07.98	1781	B	66 kW	1665	208
GOLF III (1H1) 1.8	ADZ	08.91 - 07.98	1781	B	66 kW	1661	185
GOLF III (1H1) 1.9 D	1Y	11.91 - 08.97	1896	D	47 kW	1643	98
GOLF III (1H1) 1.9 SDI	AEY	07.95 - 08.97	1896	D	47 kW	1647	114
GOLF III (1H1) 1.9 TD, GTD	AAZ	11.91 - 07.98	1896	D	55 kW	1644	99
GOLF III (1H1) 1.9 TDI Syncro (1HX1)	1Z	08.95 - 08.97	1896	D	66 kW	1644	101
GOLF III (1H1) 1.9 TDI Syncro (1HX1)	AHU	08.95 - 08.97	1896	D	66 kW	1645	104

			<b>ccm</b>		<b>kw</b>		<b>1 POS</b>
GOLF III (1H1) 1.9 TDI Syncro (1HX1)	ALE	08.95 - 08.97	1896	D	66 kW	1650	136
GOLF III (1H1) 1.9 TDI	1Z	08.93 - 08.97	1896	D	66 kW	1644	101
GOLF III (1H1) 1.9 TDI	AFN	04.96 - 08.97	1896	D	81 kW	1644	101
GOLF III (1H1) 1.9 TDI	AHU	08.93 - 08.97	1896	D	66 kW	1645	104
GOLF III (1H1) 1.9 TDI	ALE	08.93 - 08.97	1896	D	66 kW	1650	136
GOLF III (1H1) 2.0 GL	AEP	08.91 - 07.98	1984	B	79 kW	1681	297
GOLF III (1H1) 2.0 GTI 16V	ABF	08.91 - 08.97	1984	B	110 kW	1679	288
GOLF III (1H1) 2.0 Syncro (1HX1)	AGG	08.95 - 08.97	1984	B	85 kW	1681	298
GOLF III (1H1) 2.0	2E	11.91 - 07.98	1984	B	85 kW	1680	289
GOLF III (1H1) 2.0	ABA	11.91 - 07.98	1984	B	85 kW	1681	295
GOLF III (1H1) 2.0	ADC	11.91 - 07.98	1984	B	85 kW	1681	296
GOLF III (1H1) 2.0	ADY	11.91 - 07.98	1984	B	85 kW	1680	289
GOLF III (1H1) 2.0	AGG	11.91 - 07.98	1984	B	85 kW	1681	298
GOLF III (1H1) 2.0	AKR	11.91 - 07.98	1984	B	85 kW	1682	301
GOLF III (1H1) 2.8 VR6	AAA	01.92 - 07.98	2792	B	128 kW	1664	201
GOLF III (1H1) 2.8 VR6	AAA	08.95 - 09.97	2792	B	120 kW	1664	201
GOLF III (1H1) 2.9 VR6 Syncro (1HX1)	ABV	10.94 - 08.97	2861	B	140 kW	1678	280
GOLF III Cabriolet (1E7) 1.6	AEK	10.94 - 02.98	1595	B	74 kW	1664	202
GOLF III Cabriolet (1E7) 1.6	AFT	10.94 - 02.98	1595	B	74 kW	1668	224
GOLF III Cabriolet (1E7) 1.6	AKS	10.94 - 02.98	1595	B	74 kW	1666	216
GOLF III Cabriolet (1E7) 1.8	AAM	07.93 - 05.98	1781	B	55 kW	1664	203
GOLF III Cabriolet (1E7) 1.8	ABS	07.93 - 05.98	1781	B	66 kW	1660	183
GOLF III Cabriolet (1E7) 1.8	ADZ	07.93 - 05.98	1781	B	66 kW	1661	185
GOLF III Cabriolet (1E7) 1.8	ANN	07.93 - 05.98	1781	B	55 kW	1667	217
GOLF III Cabriolet (1E7) 1.8	ANP	07.93 - 05.98	1781	B	66 kW	1667	218
GOLF III Cabriolet (1E7) 1.9 TDI	1Z	08.95 - 05.98	1896	D	66 kW	1644	101
GOLF III Cabriolet (1E7) 1.9 TDI	AFN	07.96 - 05.98	1896	D	81 kW	1644	101
GOLF III Cabriolet (1E7) 1.9 TDI	AHU	08.95 - 05.98	1896	D	66 kW	1645	104
GOLF III Cabriolet (1E7) 1.9 TDI	ALE	08.95 - 05.98	1896	D	66 kW	1650	136
GOLF III Cabriolet (1E7) 2.0	2E	07.93 - 05.98	1984	B	85 kW	1680	289
GOLF III Cabriolet (1E7) 2.0	ABA	07.93 - 05.98	1984	B	85 kW	1681	295
GOLF III Cabriolet (1E7) 2.0	ADY	07.93 - 05.98	1984	B	85 kW	1680	289
GOLF III Cabriolet (1E7) 2.0	AGG	07.93 - 05.98	1984	B	85 kW	1681	298
GOLF III Cabriolet (1E7) 2.0	AKR	07.93 - 05.98	1984	B	85 kW	1682	301
GOLF III Van (1H1) 1.4	ABD	08.91 - 05.96	1390	B	44 kW	1630	27
GOLF III Van (1H1) 1.4	AEX	08.91 - 05.96	1390	B	44 kW	1635	52
GOLF III Van (1H1) 1.8	AAM	08.91 - 07.95	1781	B	55 kW	1664	203
GOLF III Van (1H1) 1.8	ABS	08.91 - 12.97	1781	B	66 kW	1660	183
GOLF III Van (1H1) 1.8	ADZ	08.91 - 12.97	1781	B	66 kW	1661	185
GOLF III Van (1H1) 1.9 D	AAZ	08.91 - 07.95	1896	D	55 kW	1644	99
GOLF III Van (1H1) 1.9 SDI	1Y	08.95 - 09.97	1896	D	47 kW	1643	98
GOLF III Van (1H1) 1.9 SDI	AEY	08.95 - 09.97	1896	D	47 kW	1647	114
GOLF III Van (1H1) 1.9 TDI	1Z	08.91 - 09.97	1896	D	66 kW	1644	101
GOLF III Van (1H1) 2.0 GTI	ABF	08.91 - 09.97	1984	B	110 kW	1679	288
GOLF III Van (1H1) 2.0	AGG	08.95 - 09.97	1984	B	85 kW	1681	298
GOLF III Variant (1H5) 1.4	ABD	07.93 - 04.99	1390	B	40 kW	1630	27
GOLF III Variant (1H5) 1.4	AEX	07.93 - 04.99	1390	B	40 kW	1635	52
GOLF III Variant (1H5) 1.4	AEX	07.93 - 04.99	1390	B	44 kW	1635	52
GOLF III Variant (1H5) 1.4	APQ	07.93 - 04.99	1390	B	44 kW	1635	52
GOLF III Variant (1H5) 1.6	AEK	07.94 - 04.99	1595	B	74 kW	1664	202
GOLF III Variant (1H5) 1.6	AFT	07.94 - 04.99	1595	B	74 kW	1668	224
GOLF III Variant (1H5) 1.6	AKS	07.94 - 04.99	1595	B	74 kW	1666	216
GOLF III Variant (1H5) 1.8 Syncro	ADZ	10.94 - 04.99	1781	B	66 kW	1661	185
GOLF III Variant (1H5) 1.8	AAM	07.93 - 04.99	1781	B	55 kW	1664	203
GOLF III Variant (1H5) 1.8	ABS	07.93 - 04.99	1781	B	66 kW	1660	183
GOLF III Variant (1H5) 1.8	ADZ	07.93 - 04.99	1781	B	66 kW	1661	185
GOLF III Variant (1H5) 1.8	ANN	07.93 - 04.99	1781	B	55 kW	1667	217
GOLF III Variant (1H5) 1.8	ANP	07.93 - 04.99	1781	B	66 kW	1667	218
GOLF III Variant (1H5) 1.9 D	1Y	07.93 - 04.99	1896	D	47 kW	1643	98
GOLF III Variant (1H5) 1.9 SDI	AEY	07.95 - 04.99	1896	D	47 kW	1647	114
GOLF III Variant (1H5) 1.9 TDI Syncro	1Z	07.95 - 04.99	1896	D	66 kW	1644	101















							
GOLF III Variant (1H5) 1.9 TDI Syncro	AHU	07.95 - 04.99	1896	D	66 kW	1645	104
GOLF III Variant (1H5) 1.9 TDI Syncro	ALE	07.95 - 04.99	1896	D	66 kW	1650	136
GOLF III Variant (1H5) 1.9 TDI	1Z	03.94 - 04.99	1896	D	66 kW	1644	101
GOLF III Variant (1H5) 1.9 TDI	AFN	04.96 - 04.99	1896	D	81 kW	1644	101
GOLF III Variant (1H5) 1.9 TDI	AHU	03.94 - 04.99	1896	D	66 kW	1645	104
GOLF III Variant (1H5) 1.9 TDI	ALE	03.94 - 04.99	1896	D	66 kW	1650	136
GOLF III Variant (1H5) 1.9 TD	AAZ	07.93 - 04.99	1896	D	55 kW	1644	99
GOLF III Variant (1H5) 2.0 Syncro	AGG	08.95 - 04.99	1984	B	85 kW	1681	298
GOLF III Variant (1H5) 2.0	2E	07.93 - 04.99	1984	B	85 kW	1680	289
GOLF III Variant (1H5) 2.0	ADY	07.93 - 04.99	1984	B	85 kW	1680	289
GOLF III Variant (1H5) 2.0	AEP	08.95 - 04.96	1984	B	79 kW	1681	297
GOLF III Variant (1H5) 2.0	AGG	07.93 - 04.99	1984	B	85 kW	1681	298
GOLF III Variant (1H5) 2.0	AKR	07.93 - 04.99	1984	B	85 kW	1682	301
GOLF III Variant (1H5) 2.9 VR6 Syncro	ABV	10.94 - 04.99	2861	B	140 kW	1678	280
GOLF IV (1J1) 1.4 16V	AHW	10.97 - 05.04	1390	B	55 kW	1638	67
GOLF IV (1J1) 1.4 16V	AKQ	10.97 - 05.04	1390	B	55 kW	1638	67
GOLF IV (1J1) 1.4 16V	APE	10.97 - 05.04	1390	B	55 kW	1638	67
GOLF IV (1J1) 1.4 16V	AXP	10.97 - 05.04	1390	B	55 kW	1638	67
GOLF IV (1J1) 1.4 16V	BCA	10.97 - 05.04	1390	B	55 kW	1638	67
GOLF IV (1J1) 1.6 16V	ATN	02.00 - 06.05	1598	B	77 kW	1638	67
GOLF IV (1J1) 1.6 16V	AUS	02.00 - 06.05	1598	B	77 kW	1638	67
GOLF IV (1J1) 1.6 16V	AZD	02.00 - 06.05	1598	B	77 kW	1638	67
GOLF IV (1J1) 1.6 16V	BCB	02.00 - 06.05	1598	B	77 kW	1638	67
GOLF IV (1J1) 1.6 FSI	BAD	01.02 - 06.05	1598	B	81 kW	1638	67
GOLF IV (1J1) 1.6 Total Flex	BAH	02.01 - 04.08	1598	B/E	76 kW	1633	43
GOLF IV (1J1) 1.6 Total Flex	BJA	02.01 - 04.08	1598	B/E	76 kW	1639	72
GOLF IV (1J1) 1.6 Total Flex	BPA	02.01 - 04.08	1598	B/E	76 kW	1639	72
GOLF IV (1J1) 1.6	AEH	08.97 - 05.04	1595	B	74 kW	1661	187
GOLF IV (1J1) 1.6	AKL	08.97 - 05.04	1595	B	74 kW	1661	187
GOLF IV (1J1) 1.6	APF	08.97 - 05.04	1595	B	74 kW	1661	187
GOLF IV (1J1) 1.6	AVU	08.00 - 06.05	1595	B	75 kW	1662	190
GOLF IV (1J1) 1.6	BAH	08.99 - 03.07	1598	B	74 kW	1633	43
GOLF IV (1J1) 1.6	BFQ	08.00 - 06.05	1595	B	75 kW	1662	190
GOLF IV (1J1) 1.6	BJH	08.00 - 06.05	1595	B	75 kW	1658	174
GOLF IV (1J1) 1.8 4motion	AGN	05.98 - 06.05	1781	B	92 kW	1667	220
GOLF IV (1J1) 1.8 T GTI	AUQ	08.01 - 03.07	1781	B	132 kW	1668	225
GOLF IV (1J1) 1.8 T GTI	AWP	08.01 - 03.07	1781	B	132 kW	1668	225
GOLF IV (1J1) 1.8 T	AGU	08.97 - 06.05	1781	B	110 kW	1668	225
GOLF IV (1J1) 1.8 T	AQA	08.97 - 06.05	1781	B	110 kW	1668	225
GOLF IV (1J1) 1.8 T	ARZ	08.97 - 06.05	1781	B	110 kW	1668	225
GOLF IV (1J1) 1.8 T	AUM	08.97 - 06.05	1781	B	110 kW	1668	225
GOLF IV (1J1) 1.8 T	AWW	08.97 - 06.05	1781	B	110 kW	1668	226
GOLF IV (1J1) 1.8	AGN	08.97 - 06.05	1781	B	92 kW	1667	220
GOLF IV (1J1) 1.8	BAF	08.97 - 06.05	1781	B	92 kW	1669	230
GOLF IV (1J1) 1.9 SDI	AGP	08.97 - 06.05	1896	D	50 kW	1647	115
GOLF IV (1J1) 1.9 SDI	AQM	08.97 - 06.05	1896	D	50 kW	1648	122
GOLF IV (1J1) 1.9 TDI 4motion	AGR	07.98 - 04.02	1896	D	66 kW	1644	102
GOLF IV (1J1) 1.9 TDI 4motion	AJM	09.99 - 06.01	1896	D	85 kW	1645	108
GOLF IV (1J1) 1.9 TDI 4motion	ARL	02.00 - 06.05	1896	D	110 kW	1651	138
GOLF IV (1J1) 1.9 TDI 4motion	ASZ	11.00 - 06.05	1896	D	96 kW	1645	107
GOLF IV (1J1) 1.9 TDI 4motion	ATD	09.00 - 06.05	1896	D	74 kW	1647	117
GOLF IV (1J1) 1.9 TDI 4motion	AUY	09.99 - 06.01	1896	D	85 kW	1651	138
GOLF IV (1J1) 1.9 TDI	AGR	09.97 - 06.05	1896	D	66 kW	1644	102
GOLF IV (1J1) 1.9 TDI	AHF	08.97 - 05.04	1896	D	81 kW	1644	102
GOLF IV (1J1) 1.9 TDI	AJM	12.98 - 09.03	1896	D	85 kW	1645	108
GOLF IV (1J1) 1.9 TDI	ALH	09.97 - 06.05	1896	D	66 kW	1645	105
GOLF IV (1J1) 1.9 TDI	ARL	05.00 - 06.05	1896	D	110 kW	1651	138
GOLF IV (1J1) 1.9 TDI	ASV	08.97 - 05.04	1896	D	81 kW	1647	116
GOLF IV (1J1) 1.9 TDI	ASZ	11.00 - 06.05	1896	D	96 kW	1645	107
GOLF IV (1J1) 1.9 TDI	ATD	09.00 - 12.06	1896	D	74 kW	1647	117
GOLF IV (1J1) 1.9 TDI	AUY	12.98 - 09.03	1896	D	85 kW	1651	138
GOLF IV (1J1) 1.9 TDI	AXR	09.00 - 12.06	1896	D	74 kW	1647	118



			<b>ccm</b>		<b>kw</b>		<b>1 POS</b>
GOLF IV (1J1) 1.9 TDI	BEW	09.00 - 12.06	1896	D	74 kW	1651	140
GOLF IV (1J1) 1.9 TD	AAZ	10.97 - 09.99	1896	D	55 kW	1644	99
GOLF IV (1J1) 2.0 4motion	AZH	10.00 - 06.05	1984	B	85 kW	1681	298
GOLF IV (1J1) 2.0 4motion	AZJ	10.00 - 06.05	1984	B	85 kW	1681	298
GOLF IV (1J1) 2.0 BiFuel	BEH	05.02 - 05.03	1984	B/G	85 kW	1682	301
GOLF IV (1J1) 2.0	AEG	09.97 - 12.07	1984	B	85 kW	1681	298
GOLF IV (1J1) 2.0	APK	09.97 - 12.07	1984	B	85 kW	1681	298
GOLF IV (1J1) 2.0	AQY	09.97 - 12.07	1984	B	85 kW	1681	298
GOLF IV (1J1) 2.0	AVH	09.97 - 12.07	1984	B	85 kW	1681	298
GOLF IV (1J1) 2.0	AZG	09.97 - 12.07	1984	B	85 kW	1681	298
GOLF IV (1J1) 2.0	AZJ	09.97 - 12.07	1984	B	85 kW	1681	298
GOLF IV (1J1) 2.0	BEJ	09.97 - 12.07	1984	B	85 kW	1682	301
GOLF IV (1J1) 2.0	BER	09.97 - 12.07	1984	B	85 kW	1682	301
GOLF IV (1J1) 2.0	BEV	09.97 - 12.07	1984	B	85 kW	1682	301
GOLF IV (1J1) 2.0	BHP	09.97 - 12.07	1984	B	85 kW	1682	301
GOLF IV (1J1) 2.3 V5 4motion	AGZ	12.98 - 10.00	2324	B	110 kW	1661	186
GOLF IV (1J1) 2.3 V5 4motion	AQN	10.00 - 06.05	2324	B	125 kW	1661	188
GOLF IV (1J1) 2.3 V5	AGZ	08.97 - 10.00	2324	B	110 kW	1661	186
GOLF IV (1J1) 2.3 V5	AQN	10.00 - 06.05	2324	B	125 kW	1661	188
GOLF IV (1J1) 2.8 VR6 4motion	AQP	03.99 - 06.05	2792	B	150 kW	1667	221
GOLF IV (1J1) 2.8 VR6 4motion	AUE	03.99 - 06.05	2792	B	150 kW	1662	189
GOLF IV (1J1) 2.8 VR6 4motion	BDE	03.99 - 06.05	2792	B	150 kW	1661	188
GOLF IV (1J1) 2.8 VR6	AFP	01.99 - 12.02	2792	B	130 kW	1669	234
GOLF IV (1J1) 2.8 VR6	AHA	01.99 - 12.02	2771	B	130 kW	1684	316
GOLF IV (1J1) 2.8 VR6	BDF	03.02 - 06.05	2792	B	147 kW	1669	229
GOLF IV (1J1) 3.2 R32 4motion	BFH	09.02 - 06.05	3189	B	177 kW	1686	329
GOLF IV (1J1) 3.2 R32 4motion	BJS	09.02 - 06.05	3189	B	177 kW	1686	328
GOLF IV (1J1) 3.2 R32 4motion	BML	09.02 - 06.05	3189	B	177 kW	1686	329
GOLF IV (9B3) 1.6 Total Flex	BAH	03.07 - 03.14	1598	B/E	74 kW	1633	43
GOLF IV (9B3) 1.6 Total Flex	BPA	03.07 - 03.14	1598	B/E	74 kW	1639	72
GOLF IV (9B3) 1.6 Total Flex	CCRA	05.08 - 06.14	1598	B/E	77 kW	1638	71
GOLF IV (9B3) 1.6	BAH	03.07 - 12.10	1598	B	74 kW	1633	43
GOLF IV (9B3) 1.6	CCRA	03.07 - 12.10	1598	B	74 kW	1638	71
GOLF IV (9B3) 1.6	CFZA	03.07 - 12.10	1598	B	74 kW	1638	71
GOLF IV (9B3) 1.8 GTI	AUQ	04.07 - 12.09	1781	B	142 kW	1668	225
GOLF IV (9B3) 1.8 GTI	AUQ	01.07 - 04.11	1781	B	132 kW	1668	225
GOLF IV (9B3) 2.0 Total Flex	CFEA	06.08 - 06.14	1984	B/E	88 kW	1683	309
GOLF IV (9B3) 2.0	BER	01.07 - 12.10	1984	B	85 kW	1682	301
GOLF IV (9B3) 2.0	BEV	01.07 - 12.10	1984	B	85 kW	1682	301
GOLF IV (9B3) 2.0	BHP	01.07 - 12.10	1984	B	85 kW	1682	301
GOLF IV (9B3) 2.0	CBPA	01.07 - 12.10	1984	B	85 kW	1681	298
GOLF IV Cabriolet (1E7) 1.6	AFT	06.98 - 06.02	1595	B	74 kW	1668	224
GOLF IV Cabriolet (1E7) 1.6	AKS	06.98 - 06.02	1595	B	74 kW	1666	216
GOLF IV Cabriolet (1E7) 1.8	AAM	06.98 - 06.02	1781	B	55 kW	1664	203
GOLF IV Cabriolet (1E7) 1.8	ADZ	06.98 - 06.02	1781	B	66 kW	1661	185
GOLF IV Cabriolet (1E7) 1.8	ANN	06.98 - 06.02	1781	B	55 kW	1667	217
GOLF IV Cabriolet (1E7) 1.8	ANP	06.98 - 06.02	1781	B	66 kW	1667	218
GOLF IV Cabriolet (1E7) 1.9 TDI	AFN	06.98 - 06.02	1896	D	81 kW	1644	101
GOLF IV Cabriolet (1E7) 1.9 TDI	AHU	06.98 - 06.02	1896	D	66 kW	1645	104
GOLF IV Cabriolet (1E7) 1.9 TDI	ALE	06.98 - 06.02	1896	D	66 kW	1650	136
GOLF IV Cabriolet (1E7) 1.9 TDI	AVG	06.98 - 06.02	1896	D	81 kW	1646	110
GOLF IV Cabriolet (1E7) 2.0	ABA	06.98 - 06.02	1984	B	85 kW	1681	295
GOLF IV Cabriolet (1E7) 2.0	AGG	06.98 - 06.02	1984	B	85 kW	1681	298
GOLF IV Cabriolet (1E7) 2.0	AKR	06.98 - 06.02	1984	B	85 kW	1682	301
GOLF IV Cabriolet (1E7) 2.0	ATU	06.98 - 06.02	1984	B	85 kW	1681	298
GOLF IV Cabriolet (1E7) 2.0	AWF	06.98 - 06.02	1984	B	85 kW	1681	298
GOLF IV Cabriolet (1E7) 2.0	AWG	06.98 - 06.02	1984	B	85 kW	1681	298
GOLF IV Van (1J1) 1.9 SDI	AQM	11.98 - 05.04	1896	D	50 kW	1648	122
GOLF IV Van (1J1) 1.9 TDI 4motion	AUY	01.00 - 04.01	1896	D	85 kW	1651	138
GOLF IV Van (1J1) 1.9 TDI	AGR	05.00 - 09.02	1896	D	66 kW	1644	102
GOLF IV Van (1J1) 1.9 TDI	AHF	10.97 - 05.04	1896	D	81 kW	1644	102
GOLF IV Van (1J1) 1.9 TDI	ASZ	04.01 - 05.04	1896	D	96 kW	1645	107



							
GOLF IV Variant (1J5) 1.4 16V	AHW	05.99 - 06.06	1390	B	55 kW	1638	67
GOLF IV Variant (1J5) 1.4 16V	AKQ	05.99 - 06.06	1390	B	55 kW	1638	67
GOLF IV Variant (1J5) 1.4 16V	APE	05.99 - 06.06	1390	B	55 kW	1638	67
GOLF IV Variant (1J5) 1.4 16V	AXP	05.99 - 06.06	1390	B	55 kW	1638	67
GOLF IV Variant (1J5) 1.4 16V	BCA	05.99 - 06.06	1390	B	55 kW	1638	67
GOLF IV Variant (1J5) 1.6 16V	ATN	02.00 - 06.06	1598	B	77 kW	1638	67
GOLF IV Variant (1J5) 1.6 16V	AUS	02.00 - 06.06	1598	B	77 kW	1638	67
GOLF IV Variant (1J5) 1.6 16V	AZD	02.00 - 06.06	1598	B	77 kW	1638	67
GOLF IV Variant (1J5) 1.6 16V	BCB	02.00 - 06.06	1598	B	77 kW	1638	67
GOLF IV Variant (1J5) 1.6 FSI	BAD	01.02 - 06.06	1598	B	81 kW	1638	67
GOLF IV Variant (1J5) 1.6	AEH	05.99 - 06.06	1595	B	74 kW	1661	187
GOLF IV Variant (1J5) 1.6	AKL	05.99 - 06.06	1595	B	74 kW	1661	187
GOLF IV Variant (1J5) 1.6	APF	05.99 - 06.06	1595	B	74 kW	1661	187
GOLF IV Variant (1J5) 1.6	AVU	08.00 - 06.06	1595	B	75 kW	1662	190
GOLF IV Variant (1J5) 1.6	BFQ	08.00 - 06.06	1595	B	75 kW	1662	190
GOLF IV Variant (1J5) 1.8 4motion	AGN	05.99 - 06.06	1781	B	92 kW	1667	220
GOLF IV Variant (1J5) 1.8 T	AGU	05.00 - 06.06	1781	B	110 kW	1668	225
GOLF IV Variant (1J5) 1.8 T	AQA	05.00 - 06.06	1781	B	110 kW	1668	225
GOLF IV Variant (1J5) 1.8 T	ARZ	05.00 - 06.06	1781	B	110 kW	1668	225
GOLF IV Variant (1J5) 1.8 T	AUM	05.00 - 06.06	1781	B	110 kW	1668	225
GOLF IV Variant (1J5) 1.8 T	AUQ	05.02 - 06.06	1781	B	132 kW	1668	225
GOLF IV Variant (1J5) 1.9 SDI	AGP	05.99 - 06.06	1896	D	50 kW	1647	115
GOLF IV Variant (1J5) 1.9 SDI	AQM	05.99 - 06.06	1896	D	50 kW	1648	122
GOLF IV Variant (1J5) 1.9 TDI 4motion	AGR	05.99 - 04.02	1896	D	66 kW	1644	102
GOLF IV Variant (1J5) 1.9 TDI 4motion	AJM	12.99 - 04.01	1896	D	85 kW	1645	108
GOLF IV Variant (1J5) 1.9 TDI 4motion	ARL	05.02 - 06.05	1896	D	110 kW	1651	138
GOLF IV Variant (1J5) 1.9 TDI 4motion	ASZ	11.00 - 06.06	1896	D	96 kW	1645	107
GOLF IV Variant (1J5) 1.9 TDI 4motion	ATD	09.00 - 06.06	1896	D	74 kW	1647	117
GOLF IV Variant (1J5) 1.9 TDI 4motion	AUY	12.99 - 04.01	1896	D	85 kW	1651	138
GOLF IV Variant (1J5) 1.9 TDI	AGR	05.99 - 06.06	1896	D	66 kW	1644	102
GOLF IV Variant (1J5) 1.9 TDI	AHF	05.99 - 05.06	1896	D	81 kW	1644	102
GOLF IV Variant (1J5) 1.9 TDI	AJM	08.99 - 05.06	1896	D	85 kW	1645	108
GOLF IV Variant (1J5) 1.9 TDI	ALH	05.99 - 06.06	1896	D	66 kW	1645	105
GOLF IV Variant (1J5) 1.9 TDI	ARL	06.01 - 06.06	1896	D	110 kW	1651	138
GOLF IV Variant (1J5) 1.9 TDI	ASV	05.99 - 05.06	1896	D	81 kW	1647	116
GOLF IV Variant (1J5) 1.9 TDI	ASZ	11.00 - 06.06	1896	D	96 kW	1645	107
GOLF IV Variant (1J5) 1.9 TDI	ATD	09.00 - 06.06	1896	D	74 kW	1647	117
GOLF IV Variant (1J5) 1.9 TDI	AUY	08.99 - 05.06	1896	D	85 kW	1651	138
GOLF IV Variant (1J5) 1.9 TDI	AXR	09.00 - 06.06	1896	D	74 kW	1647	118
GOLF IV Variant (1J5) 2.0 4motion	AZH	10.00 - 06.06	1984	B	85 kW	1681	298
GOLF IV Variant (1J5) 2.0 4motion	AZJ	10.00 - 06.06	1984	B	85 kW	1681	298
GOLF IV Variant (1J5) 2.0 Bi-Fuel	BEH	02.02 - 06.06	1984	B/G	85 kW	1682	301
GOLF IV Variant (1J5) 2.0	APK	05.99 - 06.06	1984	B	85 kW	1681	298
GOLF IV Variant (1J5) 2.0	AQY	05.99 - 06.06	1984	B	85 kW	1681	298
GOLF IV Variant (1J5) 2.0	AZJ	05.99 - 06.06	1984	B	85 kW	1681	298
GOLF IV Variant (1J5) 2.3 V5 4motion	AGZ	05.99 - 06.06	2324	B	110 kW	1661	186
GOLF IV Variant (1J5) 2.3 V5 4motion	AQN	10.00 - 06.06	2324	B	125 kW	1661	188
GOLF IV Variant (1J5) 2.3 V5	AGZ	05.99 - 06.06	2324	B	110 kW	1661	186
GOLF IV Variant (1J5) 2.3 V5	AQN	10.00 - 06.06	2324	B	125 kW	1661	188
GOLF IV Variant (1J5) 2.8 V6 4motion	AQP	05.99 - 06.06	2792	B	150 kW	1667	221
GOLF IV Variant (1J5) 2.8 V6 4motion	AUE	05.99 - 06.06	2792	B	150 kW	1662	189
GOLF IV Variant (1J5) 2.8 V6 4motion	BDE	05.99 - 06.06	2792	B	150 kW	1661	188
GOLF IV Variant (1J5) 2.8 V6	AFP	09.00 - 12.04	2792	B	130 kW	1669	234
GOLF Kasten/Schrägheck (1K1) TDI	BKC	11.03 - 02.06	1896	D	77 kW	1647	118
GOLF PLUS V (5M1, 521) 1.2 TSI	CBZA	05.10 - 12.13	1197	B	63 kW	1626	7
GOLF PLUS V (5M1, 521) 1.2 TSI	CBZB	11.09 - 12.13	1197	B	77 kW	1626	6
GOLF PLUS V (5M1, 521) 1.4 16V	BCA	01.05 - 11.06	1390	B	55 kW	1638	67
GOLF PLUS V (5M1, 521) 1.4 16V	BUD	05.06 - 12.13	1390	B	59 kW	1638	67
GOLF PLUS V (5M1, 521) 1.4 16V	CGGA	05.06 - 12.13	1390	B	59 kW	1638	67
GOLF PLUS V (5M1, 521) 1.4 FSI	BLN	07.05 - 11.06	1390	B	66 kW	1638	67
GOLF PLUS V (5M1, 521) 1.4 TSI	BLG	05.06 - 06.08	1390	B	125 kW	1638	67
GOLF PLUS V (5M1, 521) 1.4 TSI	BMV	05.06 - 06.08	1390	B	103 kW	1638	67

			<b>ccm</b>		<b>kw</b>		<b>1 POS</b>
GOLF PLUS V (5M1, 521) 1.4 TSI	CAVD	01.08 - 12.13	1390	B	118 kW	1638	67
GOLF PLUS V (5M1, 521) 1.4 TSI	CAXA	06.07 - 12.13	1390	B	90 kW	1638	67
GOLF PLUS V (5M1, 521) 1.4 TSI	CNWA	01.08 - 12.13	1390	B	118 kW	1638	67
GOLF PLUS V (5M1, 521) 1.4 TSI	CTHD	01.08 - 12.13	1390	B	118 kW	1638	67
GOLF PLUS V (5M1, 521) 1.6 BiFuel	CHGA	05.09 - 12.13	1595	B/G	75 kW	1662	193
GOLF PLUS V (5M1, 521) 1.6 FSI	BLF	12.04 - 05.08	1598	B	85 kW	1638	67
GOLF PLUS V (5M1, 521) 1.6 FSI	BLP	12.04 - 05.08	1598	B	85 kW	1638	67
GOLF PLUS V (5M1, 521) 1.6 MultiFuel	CCSA	11.07 - 12.13	1595	B/E	75 kW	1655	163
GOLF PLUS V (5M1, 521) 1.6 MultiFuel	CMXA	11.07 - 12.13	1595	B/E	75 kW	1655	164
GOLF PLUS V (5M1, 521) 1.6 TDI	CAYB	02.09 - 12.13	1598	D	66 kW	1652	146
GOLF PLUS V (5M1, 521) 1.6 TDI	CAYC	03.09 - 12.13	1598	D	77 kW	1652	146
GOLF PLUS V (5M1, 521) 1.6	BSE	05.05 - 12.13	1595	B	75 kW	1662	190
GOLF PLUS V (5M1, 521) 1.6	BSF	05.05 - 12.13	1595	B	75 kW	1662	190
GOLF PLUS V (5M1, 521) 1.6	CCSA	05.05 - 12.13	1595	B	75 kW	1655	163
GOLF PLUS V (5M1, 521) 1.6	CMXA	05.05 - 12.13	1595	B	75 kW	1655	164
GOLF PLUS V (5M1, 521) 1.9 TDI	BKC	01.05 - 01.09	1896	D	77 kW	1647	118
GOLF PLUS V (5M1, 521) 1.9 TDI	BLS	01.05 - 01.09	1896	D	77 kW	1651	143
GOLF PLUS V (5M1, 521) 1.9 TDI	BRU	05.05 - 12.08	1896	D	66 kW	1647	118
GOLF PLUS V (5M1, 521) 1.9 TDI	BXE	01.05 - 01.09	1896	D	77 kW	1647	118
GOLF PLUS V (5M1, 521) 1.9 TDI	BXF	05.05 - 12.08	1896	D	66 kW	1647	118
GOLF PLUS V (5M1, 521) 1.9 TDI	BXJ	05.05 - 12.08	1896	D	66 kW	1648	120
GOLF PLUS V (5M1, 521) 2.0 FSI	BLR	05.05 - 06.08	1984	B	110 kW	1680	291
GOLF PLUS V (5M1, 521) 2.0 FSI	BLY	05.05 - 06.08	1984	B	110 kW	1680	291
GOLF PLUS V (5M1, 521) 2.0 FSI	BVY	05.05 - 06.08	1984	B	110 kW	1680	291
GOLF PLUS V (5M1, 521) 2.0 FSI	BVZ	05.05 - 06.08	1984	B	110 kW	1680	291
GOLF PLUS V (5M1, 521) 2.0 TDI 16V	BKD	01.05 - 12.13	1968	D	103 kW	1654	159
GOLF PLUS V (5M1, 521) 2.0 TDI 16V	CBDB	01.05 - 12.13	1968	D	103 kW	1671	247
GOLF PLUS V (5M1, 521) 2.0 TDI 16V	CFHC	01.05 - 12.13	1968	D	103 kW	1671	247
GOLF PLUS V (5M1, 521) 2.0 TDI	AZV	05.05 - 12.13	1968	D	100 kW	1654	159
GOLF PLUS V (5M1, 521) 2.0 TDI	BMM	12.05 - 05.11	1968	D	103 kW	1654	160
GOLF PLUS V (5M1, 521) 2.0 TDI	CBDA	05.05 - 12.13	1968	D	100 kW	1671	247
GOLF PLUS V (5M1, 521) 2.0 TDI	CBDC	01.09 - 12.13	1968	D	81 kW	1671	247
GOLF PLUS V (5M1, 521) 2.0 TDI	CFHB	05.05 - 12.13	1968	D	100 kW	1662	191
GOLF PLUS V (5M1, 521) 2.0 TDI	CLCA	01.09 - 12.13	1968	D	81 kW	1671	247
GOLF PLUS Van (521) 1.2 TSi	CBZB	11.09 - 08.14	1197	B	77 kW	1626	6
GOLF PLUS Van (521) 1.4 TSi	CAVD	01.09 - 09.12	1390	B	118 kW	1638	67
GOLF PLUS Van (521) 1.4 TSi	CAXA	01.09 - 08.14	1390	B	90 kW	1638	67
GOLF PLUS Van (521) 1.6 TDi	CAYB	02.09 - 08.14	1598	D	66 kW	1652	146
GOLF PLUS Van (521) 1.6 TDi	CAYC	02.09 - 08.14	1598	D	77 kW	1652	146
GOLF PLUS Van (521) 2.0 TDi	CFHC	11.09 - 08.14	1968	D	103 kW	1671	247
GOLF SPORTSVAN VII (AM1, AN1) 1.0 TSI	CHZC	05.17 - 07.18	999	B	81 kW	1628	15
GOLF SPORTSVAN VII (AM1, AN1) 1.0 TSI	CHZD	05.15 - 08.20	999	B	85 kW	1628	15
GOLF SPORTSVAN VII (AM1, AN1) 1.0 TSI	CHZK	05.17 - 07.19	999	B	63 kW	1628	15
GOLF SPORTSVAN VII (AM1, AN1) 1.0 TSI	DKLB	05.17 - 07.19	999	B	63 kW	1628	15
GOLF SPORTSVAN VII (AM1, AN1) 1.0 TSI	DKRF	05.15 - 08.20	999	B	85 kW	1627	12
GOLF SPORTSVAN VII (AM1, AN1) 1.2 TSI	CYVA	05.14 - 11.17	1197	B	63 kW	1627	8
GOLF SPORTSVAN VII (AM1, AN1) 1.2 TSI	CYVB	04.14 - 11.17	1197	B	81 kW	1627	8
GOLF SPORTSVAN VII (AM1, AN1) 1.4 TSI MultiFuel	CPVB	04.14 - 11.17	1395	B/E	92 kW	1627	11
GOLF SPORTSVAN VII (AM1, AN1) 1.4 TSI	CPVB	04.14 - 08.20	1395	B	92 kW	1627	11
GOLF SPORTSVAN VII (AM1, AN1) 1.4 TSI	CZCA	04.14 - 08.20	1395	B	92 kW	1628	15
GOLF SPORTSVAN VII (AM1, AN1) 1.4 TSI	CZDA	02.14 - 07.18	1395	B	110 kW	1628	15
GOLF SPORTSVAN VII (AM1, AN1) 1.5 TSI	DACA	05.17 - 08.20	1495	B	96 kW	1627	11
GOLF SPORTSVAN VII (AM1, AN1) 1.5 TSI	DADA	05.17 - 08.20	1498	B	110 kW	1627	11
GOLF SPORTSVAN VII (AM1, AN1) 1.5 TSI	DPBA	05.17 - 08.20	1495	B	96 kW	1627	11
GOLF SPORTSVAN VII (AM1, AN1) 1.5 TSI	DPCA	05.17 - 08.20	1498	B	110 kW	1627	11
GOLF SPORTSVAN VII (AM1, AN1) 1.6 TDI	CRKA	02.14 - 07.18	1598	D	66 kW	1649	125
GOLF SPORTSVAN VII (AM1, AN1) 1.6 TDI	CRKB	02.14 - 11.16	1598	D	81 kW	1649	125
GOLF SPORTSVAN VII (AM1, AN1) 1.6 TDI	CXXA	02.14 - 07.18	1598	D	66 kW	1649	125
GOLF SPORTSVAN VII (AM1, AN1) 1.6 TDI	CXXB	02.14 - 11.16	1598	D	81 kW	1649	125
GOLF SPORTSVAN VII (AM1, AN1) 1.6 TDI	DBKA	02.14 - 11.16	1598	D	81 kW	1646	111
GOLF SPORTSVAN VII (AM1, AN1) 1.6 TDI	DDYA	11.16 - 08.20	1598	D	85 kW	1646	112
GOLF SPORTSVAN VII (AM1, AN1) 1.6 TDI	DDYB	02.14 - 07.18	1598	D	66 kW	1646	112












GOLF SPORTSVAN VII (AM1, AN1) 1.6 TDI	DGTE	11.16 - 08.20	1598	D	85 kW	1646	112
GOLF SPORTSVAN VII (AM1, AN1) 1.6	CWVA	05.14 - 11.16	1598	B	81 kW	1636	55
GOLF SPORTSVAN VII (AM1, AN1) 2.0 TDI	CRLB	02.14 - 08.20	1968	D	110 kW	1672	250
GOLF SPORTSVAN VII (AM1, AN1) 2.0 TDI	CRLD	05.14 - 11.17	1968	D	81 kW	1672	251
GOLF SPORTSVAN VII (AM1, AN1) 2.0 TDI	CRVA	05.14 - 11.17	1968	D	81 kW	1673	258
GOLF SPORTSVAN VII (AM1, AN1) 2.0 TDI	DCYA	02.14 - 08.20	1968	D	110 kW	1673	259
GOLF SPORTSVAN VII (AM1, AN1) 2.0 TDI	DCYB	05.14 - 11.17	1968	D	81 kW	1672	251
GOLF SPORTSVAN VII (AM1, AN1) 2.0 TDI	DFGA	02.14 - 08.20	1968	D	110 kW	1672	250
GOLF V (1K1) 1.4 16V	BCA	10.03 - 05.06	1390	B	55 kW	1638	67
GOLF V (1K1) 1.4 16V	BUD	05.06 - 11.08	1390	B	59 kW	1638	67
GOLF V (1K1) 1.4 FSI	BKG	10.03 - 07.06	1390	B	66 kW	1638	67
GOLF V (1K1) 1.4 FSI	BLN	10.03 - 07.06	1390	B	66 kW	1638	67
GOLF V (1K1) 1.4 TSI	BLG	11.05 - 11.08	1390	B	125 kW	1638	67
GOLF V (1K1) 1.4 TSI	BMV	05.06 - 11.08	1390	B	103 kW	1638	67
GOLF V (1K1) 1.4 TSI	CAXA	05.07 - 11.08	1390	B	90 kW	1638	67
GOLF V (1K1) 1.6 FSI	BAG	10.03 - 07.08	1598	B	85 kW	1638	67
GOLF V (1K1) 1.6 FSI	BLF	10.03 - 07.08	1598	B	85 kW	1638	67
GOLF V (1K1) 1.6 FSI	BLP	10.03 - 07.08	1598	B	85 kW	1638	67
GOLF V (1K1) 1.6 MultiFuel	CCSA	10.07 - 11.08	1595	B/E	75 kW	1655	163
GOLF V (1K1) 1.6	BGU	01.04 - 11.08	1595	B	75 kW	1662	190
GOLF V (1K1) 1.6	BSE	01.04 - 11.08	1595	B	75 kW	1662	190
GOLF V (1K1) 1.6	BSF	01.04 - 11.08	1595	B	75 kW	1662	190
GOLF V (1K1) 1.6	CCSA	01.04 - 11.08	1595	B	75 kW	1655	163
GOLF V (1K1) 1.9 TDI 4motion	BKC	08.04 - 11.08	1896	D	77 kW	1647	118
GOLF V (1K1) 1.9 TDI 4motion	BLS	08.04 - 11.08	1896	D	77 kW	1651	143
GOLF V (1K1) 1.9 TDI 4motion	BXE	08.04 - 11.08	1896	D	77 kW	1647	118
GOLF V (1K1) 1.9 TDI	BKC	10.03 - 11.08	1896	D	77 kW	1647	118
GOLF V (1K1) 1.9 TDI	BLS	10.03 - 11.08	1896	D	77 kW	1651	143
GOLF V (1K1) 1.9 TDI	BRU	05.04 - 11.08	1896	D	66 kW	1647	118
GOLF V (1K1) 1.9 TDI	BXE	10.03 - 11.08	1896	D	77 kW	1647	118
GOLF V (1K1) 1.9 TDI	BXF	05.04 - 11.08	1896	D	66 kW	1647	118
GOLF V (1K1) 1.9 TDI	BXJ	05.04 - 11.08	1896	D	66 kW	1648	120
GOLF V (1K1) 2.0 FSI 4motion	BLX	08.04 - 11.08	1984	B	110 kW	1680	291
GOLF V (1K1) 2.0 FSI 4motion	BVX	08.04 - 11.08	1984	B	110 kW	1680	291
GOLF V (1K1) 2.0 FSI	AXW	01.04 - 11.08	1984	B	110 kW	1680	291
GOLF V (1K1) 2.0 FSI	BLR	01.04 - 11.08	1984	B	110 kW	1680	291
GOLF V (1K1) 2.0 FSI	BLX	01.04 - 11.08	1984	B	110 kW	1680	291
GOLF V (1K1) 2.0 FSI	BLY	01.04 - 11.08	1984	B	110 kW	1680	291
GOLF V (1K1) 2.0 FSI	BVX	01.04 - 11.08	1984	B	110 kW	1680	291
GOLF V (1K1) 2.0 FSI	BVY	01.04 - 11.08	1984	B	110 kW	1680	291
GOLF V (1K1) 2.0 FSI	BVZ	01.04 - 11.08	1984	B	110 kW	1680	291
GOLF V (1K1) 2.0 GTI	AXX	10.04 - 02.09	1984	B	147 kW	1683	305
GOLF V (1K1) 2.0 GTI	BPY	10.04 - 02.09	1984	B	147 kW	1683	305
GOLF V (1K1) 2.0 GTI	BWA	10.04 - 02.09	1984	B	147 kW	1683	305
GOLF V (1K1) 2.0 GTI	BYD	09.06 - 02.09	1984	B	169 kW	1683	307
GOLF V (1K1) 2.0 GTI	CAWB	10.04 - 02.09	1984	B	147 kW	1683	307
GOLF V (1K1) 2.0 GTI	CBFA	10.04 - 02.09	1984	B	147 kW	1683	307
GOLF V (1K1) 2.0 GTI	CCTA	10.04 - 02.09	1984	B	147 kW	1683	307
GOLF V (1K1) 2.0 SDI	BDK	01.04 - 11.08	1968	D	55 kW	1669	232
GOLF V (1K1) 2.0 TDI 16V 4motion	BKD	08.04 - 11.08	1968	D	103 kW	1654	159
GOLF V (1K1) 2.0 TDI 16V	BKD	10.03 - 11.08	1968	D	103 kW	1654	159
GOLF V (1K1) 2.0 TDI 4motion	BMM	01.07 - 11.08	1968	D	103 kW	1654	160
GOLF V (1K1) 2.0 TDI	AZV	10.03 - 11.08	1968	D	100 kW	1654	159
GOLF V (1K1) 2.0 TDI	BMM	12.04 - 11.08	1968	D	103 kW	1654	160
GOLF V (1K1) 2.0 TDI	BMN	11.05 - 11.08	1968	D	125 kW	1655	161
GOLF V (1K1) 2.0	BEV	01.05 - 11.08	1984	B	85 kW	1682	301
GOLF V (1K1) 2.0	BHY	01.05 - 11.08	1984	B	85 kW	1682	301
GOLF V (1K1) 2.5	BGP	01.06 - 12.08	2480	B	112 kW	1682	302
GOLF V (1K1) 2.5	BGQ	01.06 - 12.08	2480	B	112 kW	1682	303
GOLF V (1K1) 2.5	CBTA	05.07 - 11.08	2480	B	125 kW	1682	303
GOLF V (1K1) 2.5	CBUA	05.07 - 11.08	2480	B	125 kW	1682	303
GOLF V (1K1) 3.2 R32 4motion	BUB	11.05 - 07.10	3189	B	184 kW	1686	329








			<b>ccm</b>		<b>kw</b>		<b>1</b> POS
GOLF V (1K1) 3.2 R32 4motion	CBRA	11.05 - 07.10	3189	B	184 kW	1686	329
GOLF V Variant (1K5) 1.4 TSI	BLG	06.07 - 07.09	1390	B	125 kW	1638	67
GOLF V Variant (1K5) 1.4 TSI	BMV	06.07 - 07.09	1390	B	103 kW	1638	67
GOLF V Variant (1K5) 1.4 TSI	CAVD	07.08 - 07.09	1390	B	118 kW	1638	67
GOLF V Variant (1K5) 1.4 TSI	CAXA	01.07 - 07.09	1390	B	90 kW	1638	67
GOLF V Variant (1K5) 1.4	BUD	06.07 - 07.09	1390	B	59 kW	1638	67
GOLF V Variant (1K5) 1.6 MultiFuel	CCSA	11.07 - 07.09	1595	B/E	75 kW	1655	163
GOLF V Variant (1K5) 1.6	BGU	06.07 - 07.09	1595	B	75 kW	1662	190
GOLF V Variant (1K5) 1.6	BSE	06.07 - 07.09	1595	B	75 kW	1662	190
GOLF V Variant (1K5) 1.6	BSF	06.07 - 07.09	1595	B	75 kW	1662	190
GOLF V Variant (1K5) 1.6	CCSA	06.07 - 07.09	1595	B	75 kW	1655	163
GOLF V Variant (1K5) 1.9 TDI 4motion	BLS	01.08 - 07.09	1896	D	77 kW	1651	143
GOLF V Variant (1K5) 1.9 TDI	BLS	06.07 - 07.09	1896	D	77 kW	1651	143
GOLF V Variant (1K5) 1.9 TDI	BXE	06.07 - 07.09	1896	D	77 kW	1647	118
GOLF V Variant (1K5) 2.0 TDI 16V	BKD	06.07 - 07.09	1968	D	103 kW	1654	159
GOLF V Variant (1K5) 2.0 TDI 16V	CBDB	06.07 - 07.09	1968	D	103 kW	1671	247
GOLF V Variant (1K5) 2.0 TDI	AZV	06.07 - 07.09	1968	D	100 kW	1654	159
GOLF V Variant (1K5) 2.0 TDI	BMM	06.07 - 07.09	1968	D	103 kW	1654	160
GOLF V Variant (1K5) 2.0 TDI	BVB	06.07 - 07.09	1968	D	96 kW	1670	240
GOLF V Variant (1K5) 2.0 TDI	CBDA	06.07 - 07.09	1968	D	100 kW	1671	247
GOLF V Variant (1K5) 2.0 TFSI	BWA	06.07 - 07.09	1984	B	147 kW	1683	305
GOLF V Variant (1K5) 2.0 TFSI	CAWB	06.07 - 07.09	1984	B	147 kW	1683	307
GOLF V Variant (1K5) 2.0 TFSI	CBFA	06.07 - 07.09	1984	B	147 kW	1683	307
GOLF V Variant (1K5) 2.0 TFSI	CCTA	06.07 - 07.09	1984	B	147 kW	1683	307
GOLF V Variant (1K5) 2.5	BTK	06.07 - 07.09	2480	B	110 kW	1682	303
GOLF V Variant (1K5) 2.5	CCCA	01.08 - 07.09	2480	B	125 kW	1682	303
GOLF VAN IV Variant (1J5) 1.4	AXP	05.00 - 06.06	1390	B	55 kW	1638	67
GOLF VAN IV Variant (1J5) 1.4	BCA	05.00 - 06.06	1390	B	55 kW	1638	67
GOLF VAN IV Variant (1J5) 1.6	AUS	05.00 - 06.06	1598	B	77 kW	1638	67
GOLF VAN IV Variant (1J5) 1.6	AZD	05.00 - 06.06	1598	B	77 kW	1638	67
GOLF VAN IV Variant (1J5) 1.6	BCB	05.00 - 06.06	1598	B	77 kW	1638	67
GOLF VAN IV Variant (1J5) 1.9 SDI	AQM	05.99 - 05.06	1896	D	50 kW	1648	122
GOLF VAN IV Variant (1J5) 1.9 TDI	AGR	05.99 - 05.06	1896	D	66 kW	1644	102
GOLF VAN IV Variant (1J5) 1.9 TDI	AHF	05.99 - 05.06	1896	D	81 kW	1644	102
GOLF VAN IV Variant (1J5) 1.9 TDI	AJM	05.99 - 04.02	1896	D	85 kW	1645	108
GOLF VAN IV Variant (1J5) 1.9 TDI	ALH	05.99 - 05.06	1896	D	66 kW	1645	105
GOLF VAN IV Variant (1J5) 1.9 TDI	ASV	05.99 - 05.06	1896	D	81 kW	1647	116
GOLF VAN IV Variant (1J5) 1.9 TDI	ASZ	04.01 - 05.06	1896	D	96 kW	1645	107
GOLF VAN IV Variant (1J5) 1.9 TDI	ATD	02.00 - 06.06	1896	D	74 kW	1647	117
GOLF VAN IV Variant (1J5) 1.9 TDI	AXR	02.00 - 06.06	1896	D	74 kW	1647	118
GOLF VAN VI Variant (AJ5) 1.2 TSi	CBZB	09.09 - 05.14	1197	B	77 kW	1626	6
GOLF VAN VI Variant (AJ5) 1.4 TSi	CAVD	07.09 - 10.12	1390	B	118 kW	1638	67
GOLF VAN VI Variant (AJ5) 1.4 TSi	CAXA	07.09 - 05.14	1390	B	90 kW	1638	67
GOLF VAN VI Variant (AJ5) 1.6 TDi BlueMotion	CAYC	07.09 - 05.14	1598	D	77 kW	1652	146
GOLF VAN VI Variant (AJ5) 1.6 TDi	CAYB	12.09 - 10.12	1598	D	66 kW	1652	146
GOLF VAN VI Variant (AJ5) 2.0 TDi	CBDB	07.09 - 05.14	1968	D	103 kW	1671	247
GOLF VAN VI Variant (AJ5) 2.0 TDi	CFHC	07.09 - 05.14	1968	D	103 kW	1671	247
GOLF VAN VII Variant (BA5) 1.2 TSi BlueMotion	CJZA	04.13 - 03.17	1197	B	77 kW	1627	8
GOLF VAN VII Variant (BA5) 1.2 TSi BlueMotion	CJZB	05.13 - 03.17	1197	B	63 kW	1627	8
GOLF VAN VII Variant (BA5) 1.2 TSi BlueMotion	CYVA	05.13 - 03.17	1197	B	63 kW	1627	8
GOLF VAN VII Variant (BA5) 1.4 TSi BlueMotion	CHPA	05.13 - 03.17	1395	B	103 kW	1628	15
GOLF VAN VII Variant (BA5) 1.4 TSi BlueMotion	CXSA	05.13 - 03.17	1395	B	90 kW	1628	15
GOLF VAN VII Variant (BA5) 1.6 TDi BlueMotion 4motion	CLHA	05.13 - 03.17	1598	D	77 kW	1649	125
GOLF VAN VII Variant (BA5) 1.6 TDi BlueMotion	CLHA	05.13 - 03.17	1598	D	77 kW	1649	125
GOLF VAN VII Variant (BA5) 1.6 TDi BlueMotion	CLHB	05.13 - 03.17	1598	D	66 kW	1649	125
GOLF VAN VII Variant (BA5) 1.6 TDi BlueMotion	CRKA	05.13 - 03.17	1598	D	66 kW	1649	125
GOLF VAN VII Variant (BA5) 1.6 TDi BlueMotion	CRKB	05.13 - 03.17	1598	D	81 kW	1649	125
GOLF VAN VII Variant (BA5) 1.6 TDi BlueMotion	CXXA	05.13 - 03.17	1598	D	66 kW	1649	125
GOLF VAN VII Variant (BA5) 2.0 TDi BlueMotion 4motion	CRBC	04.13 - 03.17	1968	D	110 kW	1672	252
GOLF VAN VII Variant (BA5) 2.0 TDi BlueMotion 4motion	CRLB	04.13 - 03.17	1968	D	110 kW	1672	250
GOLF VAN VII Variant (BA5) 2.0 TDi BlueMotion	CRBC	04.13 - 03.17	1968	D	110 kW	1672	252
GOLF VAN VII Variant (BA5) 2.0 TDi BlueMotion	CRLB	04.13 - 03.17	1968	D	110 kW	1672	250



							
GOLF VI (5K1) 1.2 TSI	CBZA	05.10 - 11.12	1197	B	63 kW	1626	7
GOLF VI (5K1) 1.2 TSI	CBZB	11.08 - 11.12	1197	B	77 kW	1626	6
GOLF VI (5K1) 1.4 TSI	CAVD	10.08 - 12.13	1390	B	118 kW	1638	67
GOLF VI (5K1) 1.4 TSI	CAXA	10.08 - 11.12	1390	B	90 kW	1638	67
GOLF VI (5K1) 1.4 TSI	CNWA	10.08 - 12.13	1390	B	118 kW	1638	67
GOLF VI (5K1) 1.4 TSI	CTHD	10.08 - 12.13	1390	B	118 kW	1638	67
GOLF VI (5K1) 1.4 TSI	CTKA	10.08 - 12.13	1390	B	118 kW	1638	67
GOLF VI (5K1) 1.4	CGGA	10.08 - 11.12	1390	B	59 kW	1638	67
GOLF VI (5K1) 1.6 BiFuel	CHGA	03.09 - 11.12	1595	B/G	75 kW	1662	193
GOLF VI (5K1) 1.6 MultiFuel	CCSA	10.08 - 11.12	1595	B/E	75 kW	1655	163
GOLF VI (5K1) 1.6 MultiFuel	CMXA	10.08 - 11.12	1595	B/E	75 kW	1655	164
GOLF VI (5K1) 1.6 TDI	CAYB	02.09 - 11.12	1598	D	66 kW	1652	146
GOLF VI (5K1) 1.6 TDI	CAYC	02.09 - 11.12	1598	D	77 kW	1652	146
GOLF VI (5K1) 1.6	BSE	10.08 - 11.12	1595	B	75 kW	1662	190
GOLF VI (5K1) 1.6	BSF	10.08 - 11.12	1595	B	75 kW	1662	190
GOLF VI (5K1) 1.6	CCSA	10.08 - 11.12	1595	B	75 kW	1655	163
GOLF VI (5K1) 1.6	CMXA	10.08 - 11.12	1595	B	75 kW	1655	164
GOLF VI (5K1) 1.8 TSI	CDAA	06.09 - 01.11	1798	B	118 kW	1678	282
GOLF VI (5K1) 2.0 GTI	CBFA	01.10 - 02.14	1984	B	149 kW	1683	307
GOLF VI (5K1) 2.0 GTI	CCTA	01.10 - 02.14	1984	B	149 kW	1683	307
GOLF VI (5K1) 2.0 GTi	CBFA	10.08 - 11.13	1984	B	147 kW	1683	307
GOLF VI (5K1) 2.0 GTi	CCTA	10.08 - 11.13	1984	B	147 kW	1683	307
GOLF VI (5K1) 2.0 GTi	CCZA	10.08 - 11.13	1984	B	147 kW	1683	307
GOLF VI (5K1) 2.0 GTi	CCZB	04.09 - 11.13	1984	B	155 kW	1683	307
GOLF VI (5K1) 2.0 GTi	CDLG	05.11 - 11.12	1984	B	173 kW	1683	308
GOLF VI (5K1) 2.0 R 4motion	CDLA	11.09 - 05.11	1984	B	195 kW	1683	305
GOLF VI (5K1) 2.0 R 4motion	CDLC	11.09 - 11.13	1984	B	188 kW	1683	307
GOLF VI (5K1) 2.0 R 4motion	CDLF	01.09 - 01.13	1984	B	199 kW	1683	307
GOLF VI (5K1) 2.0 R 4motion	CRZA	11.09 - 11.13	1984	B	188 kW	1683	308
GOLF VI (5K1) 2.0 TDI 4motion	CBAB	05.09 - 11.12	1968	D	103 kW	1662	191
GOLF VI (5K1) 2.0 TDI 4motion	CFFB	05.09 - 11.12	1968	D	103 kW	1662	191
GOLF VI (5K1) 2.0 TDI	CBAA	10.08 - 11.12	1968	D	100 kW	1662	191
GOLF VI (5K1) 2.0 TDI	CBAB	10.08 - 12.14	1968	D	103 kW	1662	191
GOLF VI (5K1) 2.0 TDI	CBBB	04.09 - 11.12	1968	D	125 kW	1662	191
GOLF VI (5K1) 2.0 TDI	CBDC	10.08 - 11.12	1968	D	81 kW	1671	247
GOLF VI (5K1) 2.0 TDI	CFFA	10.08 - 11.12	1968	D	100 kW	1662	191
GOLF VI (5K1) 2.0 TDI	CFFB	10.08 - 12.14	1968	D	103 kW	1662	191
GOLF VI (5K1) 2.0 TDI	CFGB	04.09 - 11.12	1968	D	125 kW	1662	191
GOLF VI (5K1) 2.0 TDI	CJAA	10.08 - 12.14	1968	D	103 kW	1671	247
GOLF VI (5K1) 2.0 TDI	CLCA	10.08 - 11.12	1968	D	81 kW	1671	247
GOLF VI (5K1) 2.0 TFSI 4motion	CRZA	09.11 - 11.13	1984	B	191 kW	1683	308
GOLF VI (5K1) 2.0	BEV	09.09 - 12.10	1984	B	86 kW	1682	301
GOLF VI (5K1) 2.5	CBTA	07.09 - 05.13	2480	B	125 kW	1682	303
GOLF VI (5K1) 2.5	CBUA	07.09 - 05.13	2480	B	125 kW	1682	303
GOLF VI Cabriolet (517) 1.2 TSI 16V	CJZA	11.13 - 05.16	1197	B	77 kW	1627	8
GOLF VI Cabriolet (517) 1.2 TSI 16V	CYVD	11.13 - 05.16	1197	B	77 kW	1627	8
GOLF VI Cabriolet (517) 1.2 TSI	CBZB	03.11 - 05.16	1197	B	77 kW	1626	6
GOLF VI Cabriolet (517) 1.4 TSI	CAVD	03.11 - 05.16	1390	B	118 kW	1638	67
GOLF VI Cabriolet (517) 1.4 TSI	CAXA	11.11 - 05.16	1390	B	90 kW	1638	67
GOLF VI Cabriolet (517) 1.4 TSI	CHPB	11.13 - 05.16	1395	B	110 kW	1628	15
GOLF VI Cabriolet (517) 1.4 TSI	CNWA	03.11 - 05.16	1390	B	118 kW	1638	67
GOLF VI Cabriolet (517) 1.4 TSI	CTHD	03.11 - 05.16	1390	B	118 kW	1638	67
GOLF VI Cabriolet (517) 1.4 TSI	CTKA	03.11 - 05.16	1390	B	118 kW	1638	67
GOLF VI Cabriolet (517) 1.4 TSI	CXSB	11.13 - 05.16	1395	B	92 kW	1628	15
GOLF VI Cabriolet (517) 1.4 TSI	CZCA	11.13 - 05.16	1395	B	92 kW	1628	15
GOLF VI Cabriolet (517) 1.4 TSI	CZDA	11.13 - 05.16	1395	B	110 kW	1628	15
GOLF VI Cabriolet (517) 1.6 TDI	CAYC	03.11 - 05.16	1598	D	77 kW	1652	146
GOLF VI Cabriolet (517) 2.0 GTI	CCZB	05.12 - 05.16	1984	B	155 kW	1683	307
GOLF VI Cabriolet (517) 2.0 R	CDLA	01.13 - 05.16	1984	B	195 kW	1683	305
GOLF VI Cabriolet (517) 2.0 TDI	CFHC	11.11 - 05.16	1968	D	103 kW	1671	247
GOLF VI Cabriolet (517) 2.0 TDI	CUUA	11.13 - 05.16	1968	D	81 kW	1673	258
GOLF VI Cabriolet (517) 2.0 TDI	CUUB	11.13 - 05.16	1968	D	110 kW	1673	258

			<b>ccm</b>		<b>kw</b>		<b>1</b> POS
GOLF VI Cabriolet (517) 2.0 TSI	CULC	11.13 - 05.16	1984	B	162 kW	1679	285
GOLF VI Van (5K1_) 1.2 TSi BlueMotion	CBZB	05.09 - 11.12	1197	B	77 kW	1626	6
GOLF VI Van (5K1_) 1.2 TSi	CBZA	05.10 - 11.12	1197	B	63 kW	1626	7
GOLF VI Van (5K1_) 1.4 TSi	CAVD	10.08 - 11.12	1390	B	118 kW	1638	67
GOLF VI Van (5K1_) 1.6 TDi BlueMotion	CAYC	05.09 - 11.12	1598	D	77 kW	1652	146
GOLF VI Van (5K1_) 1.6 TDi	CAYB	02.09 - 11.12	1598	D	66 kW	1652	146
GOLF VI Van (5K1_) 2.0 GTi	CCZB	02.09 - 11.12	1984	B	155 kW	1683	307
GOLF VI Van (5K1_) 2.0 TDi	CFFB	09.09 - 11.12	1968	D	103 kW	1662	191
GOLF VI Van (5K1_) 2.0 TDi	CFGB	05.10 - 11.12	1968	D	125 kW	1662	191
GOLF VI Van (5K1_) 2.0 TDi	CJAA	09.09 - 11.12	1968	D	103 kW	1671	247
GOLF VI Van (5K1_) 2.0 TSi R 4motion	CDLF	11.09 - 11.12	1984	B	199 kW	1683	307
GOLF VI Van (5K1_) TSi	CAXA	10.08 - 11.12	1390	B	90 kW	1638	67
GOLF VI Variant (AJ5) 1.2 TSi	CBZA	07.10 - 07.13	1197	B	63 kW	1626	7
GOLF VI Variant (AJ5) 1.2 TSi	CBZB	07.09 - 07.13	1197	B	77 kW	1626	6
GOLF VI Variant (AJ5) 1.4 TSi	CAVD	07.09 - 07.13	1390	B	118 kW	1638	67
GOLF VI Variant (AJ5) 1.4 TSi	CAXA	07.09 - 07.13	1390	B	90 kW	1638	67
GOLF VI Variant (AJ5) 1.4 TSi	CNWA	07.09 - 07.13	1390	B	118 kW	1638	67
GOLF VI Variant (AJ5) 1.4 TSi	CTHD	07.09 - 07.13	1390	B	118 kW	1638	67
GOLF VI Variant (AJ5) 1.4 TSi	CTKA	07.09 - 07.13	1390	B	118 kW	1638	67
GOLF VI Variant (AJ5) 1.4	BUD	07.09 - 07.13	1390	B	59 kW	1638	67
GOLF VI Variant (AJ5) 1.4	CGGA	07.09 - 07.13	1390	B	59 kW	1638	67
GOLF VI Variant (AJ5) 1.6 BiFuel	BSF	07.09 - 12.10	1595	B/G	75 kW	1662	190
GOLF VI Variant (AJ5) 1.6 MultiFuel	CCSA	07.10 - 07.13	1595	B/E	75 kW	1655	163
GOLF VI Variant (AJ5) 1.6 MultiFuel	CMXA	07.10 - 07.13	1595	B/E	75 kW	1655	164
GOLF VI Variant (AJ5) 1.6 TDi 4motion	CAYC	07.09 - 07.13	1598	D	77 kW	1652	146
GOLF VI Variant (AJ5) 1.6 TDi	CAYB	12.09 - 07.13	1598	D	66 kW	1652	146
GOLF VI Variant (AJ5) 1.6 TDi	CAYC	07.09 - 07.13	1598	D	77 kW	1652	146
GOLF VI Variant (AJ5) 1.6	BSE	07.09 - 07.13	1595	B	75 kW	1662	190
GOLF VI Variant (AJ5) 1.6	BSF	07.09 - 07.13	1595	B	75 kW	1662	190
GOLF VI Variant (AJ5) 1.6	CCSA	07.09 - 07.13	1595	B	75 kW	1655	163
GOLF VI Variant (AJ5) 1.6	CMXA	07.09 - 07.13	1595	B	75 kW	1655	164
GOLF VI Variant (AJ5) 2.0 TDi	CBDA	07.09 - 07.13	1968	D	100 kW	1671	247
GOLF VI Variant (AJ5) 2.0 TDi	CBDB	07.09 - 05.14	1968	D	103 kW	1671	247
GOLF VI Variant (AJ5) 2.0 TDi	CFHB	07.09 - 07.13	1968	D	100 kW	1662	191
GOLF VI Variant (AJ5) 2.0 TDi	CFHC	07.09 - 05.14	1968	D	103 kW	1671	247
GOLF VI Variant (AJ5) 2.0 TDi	CJAA	07.09 - 05.14	1968	D	103 kW	1671	247
GOLF VI Variant (AJ5) 2.0 TDi	CLCA	01.10 - 07.13	1968	D	81 kW	1671	247
GOLF VI Variant (AJ5) 2.0 TDi	CLCB	07.09 - 05.14	1968	D	103 kW	1671	247
GOLF VI Variant (AJ5) 2.0 TFSI	CCZA	07.09 - 07.13	1984	B	147 kW	1683	307
GOLF VI Variant (AJ5) 2.0	CBPA	01.11 - 07.14	1984	B	85 kW	1681	298
GOLF VI Variant (AJ5) 2.5	CBTA	07.09 - 07.14	2480	B	125 kW	1682	303
GOLF VI Variant (AJ5) 2.5	CBUA	07.09 - 07.14	2480	B	125 kW	1682	303
GOLF VI Variant (AJ5) 2.5	CCCA	07.09 - 07.14	2480	B	125 kW	1682	303
GOLF VII (5G1, BQ1, BE1, BE2) 1.0 TSi	CHZC	11.16 - 08.20	999	B	81 kW	1628	15
GOLF VII (5G1, BQ1, BE1, BE2) 1.0 TSi	CHZD	05.15 - 08.20	999	B	85 kW	1628	15
GOLF VII (5G1, BQ1, BE1, BE2) 1.0 TSi	CHZK	01.17 - 07.19	999	B	63 kW	1628	15
GOLF VII (5G1, BQ1, BE1, BE2) 1.0 TSi	DKLB	01.17 - 07.19	999	B	63 kW	1628	15
GOLF VII (5G1, BQ1, BE1, BE2) 1.0 TSi	DKRF	05.15 - 08.20	999	B	85 kW	1627	12
GOLF VII (5G1, BQ1, BE1, BE2) 1.2 TSi	CJZA	11.12 - 03.17	1197	B	77 kW	1627	8
GOLF VII (5G1, BQ1, BE1, BE2) 1.2 TSi	CJZB	08.12 - 03.17	1197	B	63 kW	1627	8
GOLF VII (5G1, BQ1, BE1, BE2) 1.2 TSi	CYVA	08.12 - 03.17	1197	B	63 kW	1627	8
GOLF VII (5G1, BQ1, BE1, BE2) 1.2 TSi	CYVB	04.14 - 03.17	1197	B	81 kW	1627	8
GOLF VII (5G1, BQ1, BE1, BE2) 1.4 GTE Hybrid	CUKB	05.14 - 12.20	1395	B	75 kW	1628	15
GOLF VII (5G1, BQ1, BE1, BE2) 1.4 GTE Hybrid	DGEA	05.14 - 12.20	1395	B	75 kW	1628	16
GOLF VII (5G1, BQ1, BE1, BE2) 1.4 TGI CNG	CPWA	06.13 - 07.18	1395	B/G	81 kW	1628	15
GOLF VII (5G1, BQ1, BE1, BE2) 1.4 TSi Flexfuel	CZDA	08.15 - 05.19	1395	B/E	110 kW	1628	15
GOLF VII (5G1, BQ1, BE1, BE2) 1.4 TSi MultiFuel	CPVA	11.12 - 03.17	1395	B/E	90 kW	1628	15
GOLF VII (5G1, BQ1, BE1, BE2) 1.4 TSi MultiFuel	CPVB		1395	B/E	92 kW	1627	11
GOLF VII (5G1, BQ1, BE1, BE2) 1.4 TSi	CHPA	08.12 - 03.17	1395	B	103 kW	1628	15
GOLF VII (5G1, BQ1, BE1, BE2) 1.4 TSi	CMBA	11.12 - 03.17	1395	B	90 kW	1628	15
GOLF VII (5G1, BQ1, BE1, BE2) 1.4 TSi	CPTA	08.12 - 03.17	1395	B	103 kW	1628	15
GOLF VII (5G1, BQ1, BE1, BE2) 1.4 TSi	CPVA	11.12 - 03.17	1395	B	90 kW	1628	15















							
GOLF VII (5G1, BQ1, BE1, BE2) 1.4 TSI	CPVB	05.14 - 12.20	1395	B	92 kW	1627	11
GOLF VII (5G1, BQ1, BE1, BE2) 1.4 TSI	CXSA	11.12 - 03.17	1395	B	90 kW	1628	15
GOLF VII (5G1, BQ1, BE1, BE2) 1.4 TSI	CZCA	05.14 - 12.20	1395	B	92 kW	1628	15
GOLF VII (5G1, BQ1, BE1, BE2) 1.4 TSI	CZDA	05.14 - 03.21	1395	B	110 kW	1628	15
GOLF VII (5G1, BQ1, BE1, BE2) 1.4 TSI	CZEA	05.14 - 03.21	1395	B	110 kW	1628	15
GOLF VII (5G1, BQ1, BE1, BE2) 1.5 TSI	DACA	05.17 - 08.20	1495	B	96 kW	1627	11
GOLF VII (5G1, BQ1, BE1, BE2) 1.5 TSI	DADA	04.17 - 08.20	1498	B	110 kW	1627	11
GOLF VII (5G1, BQ1, BE1, BE2) 1.5 TSI	DPBA	05.17 - 08.20	1495	B	96 kW	1627	11
GOLF VII (5G1, BQ1, BE1, BE2) 1.5 TSI	DPCA	04.17 - 08.20	1498	B	110 kW	1627	11
GOLF VII (5G1, BQ1, BE1, BE2) 1.6 TDI 4motion	CLHA	11.12 - 03.17	1598	D	77 kW	1649	125
GOLF VII (5G1, BQ1, BE1, BE2) 1.6 TDI 4motion	CRKB	01.13 - 03.17	1598	D	81 kW	1649	125
GOLF VII (5G1, BQ1, BE1, BE2) 1.6 TDI 4motion	CXXB	01.13 - 03.17	1598	D	81 kW	1649	125
GOLF VII (5G1, BQ1, BE1, BE2) 1.6 TDI	CLHA	08.12 - 03.17	1598	D	77 kW	1649	125
GOLF VII (5G1, BQ1, BE1, BE2) 1.6 TDI	CLHB	04.13 - 07.18	1598	D	66 kW	1649	125
GOLF VII (5G1, BQ1, BE1, BE2) 1.6 TDI	CRKA	04.13 - 07.18	1598	D	66 kW	1649	125
GOLF VII (5G1, BQ1, BE1, BE2) 1.6 TDI	CRKB	01.13 - 03.17	1598	D	81 kW	1649	125
GOLF VII (5G1, BQ1, BE1, BE2) 1.6 TDI	CXXA	04.13 - 07.18	1598	D	66 kW	1649	125
GOLF VII (5G1, BQ1, BE1, BE2) 1.6 TDI	CXXB	01.13 - 03.17	1598	D	81 kW	1649	125
GOLF VII (5G1, BQ1, BE1, BE2) 1.6 TDI	DBKA	01.13 - 03.17	1598	D	81 kW	1646	111
GOLF VII (5G1, BQ1, BE1, BE2) 1.6 TDI	DDYA	11.16 - 08.20	1598	D	85 kW	1646	112
GOLF VII (5G1, BQ1, BE1, BE2) 1.6 TDI	DDYB	04.13 - 07.18	1598	D	66 kW	1646	112
GOLF VII (5G1, BQ1, BE1, BE2) 1.6 TDI	DGTE	11.16 - 08.20	1598	D	85 kW	1646	112
GOLF VII (5G1, BQ1, BE1, BE2) 1.6	CWVA	05.14 - 03.21	1598	B	81 kW	1636	55
GOLF VII (5G1, BQ1, BE1, BE2) 1.8 TSI	CNSA	07.13 - 07.17	1798	B	125 kW	1684	316
GOLF VII (5G1, BQ1, BE1, BE2) 1.8 TSI	CNSB	07.13 - 07.17	1798	B	125 kW	1684	311
GOLF VII (5G1, BQ1, BE1, BE2) 1.8 TSI	CXBA	07.13 - 07.17	1798	B	125 kW	1684	312
GOLF VII (5G1, BQ1, BE1, BE2) 1.8 TSI	CXBB	07.13 - 07.17	1798	B	125 kW	1684	312
GOLF VII (5G1, BQ1, BE1, BE2) 2.0 GTD	CRGA	11.16 - 08.20	1968	D	130 kW	1673	258
GOLF VII (5G1, BQ1, BE1, BE2) 2.0 GTD	CUNA	04.13 - 08.20	1968	D	135 kW	1672	250
GOLF VII (5G1, BQ1, BE1, BE2) 2.0 GTD	DGCA	04.13 - 08.20	1968	D	135 kW	1673	259
GOLF VII (5G1, BQ1, BE1, BE2) 2.0 GTD	DJGA	04.13 - 08.20	1968	D	135 kW	1673	259
GOLF VII (5G1, BQ1, BE1, BE2) 2.0 GTI Clubsport S	CJXG	09.16 - 03.17	1984	B	228 kW	1679	285
GOLF VII (5G1, BQ1, BE1, BE2) 2.0 GTI Clubsport	CJXE	02.16 - 03.17	1984	B	195 kW	1679	285
GOLF VII (5G1, BQ1, BE1, BE2) 2.0 GTI TCR	CJXH	11.18 - 08.20	1984	B	213 kW	1679	285
GOLF VII (5G1, BQ1, BE1, BE2) 2.0 GTI TCR	DNUC	11.18 - 08.20	1984	B	213 kW	1679	285
GOLF VII (5G1, BQ1, BE1, BE2) 2.0 GTI	CHHA	04.13 - 08.20	1984	B	169 kW	1684	311
GOLF VII (5G1, BQ1, BE1, BE2) 2.0 GTI	CHHB	04.13 - 08.20	1984	B	162 kW	1684	311
GOLF VII (5G1, BQ1, BE1, BE2) 2.0 GTI	CNTA	11.13 - 03.17	1984	B	155 kW	1679	285
GOLF VII (5G1, BQ1, BE1, BE2) 2.0 GTI	CNTC	04.13 - 08.20	1984	B	162 kW	1678	283
GOLF VII (5G1, BQ1, BE1, BE2) 2.0 GTI	CXCA	11.13 - 03.17	1984	B	155 kW	1679	285
GOLF VII (5G1, BQ1, BE1, BE2) 2.0 GTI	CXCB	04.13 - 08.20	1984	B	162 kW	1679	285
GOLF VII (5G1, BQ1, BE1, BE2) 2.0 GTI	CXDA	04.13 - 08.20	1984	B	162 kW	1679	285
GOLF VII (5G1, BQ1, BE1, BE2) 2.0 GTI	CXDB	04.13 - 08.20	1984	B	169 kW	1684	316
GOLF VII (5G1, BQ1, BE1, BE2) 2.0 GTI	DKFA	09.18 - 03.21	1984	B	170 kW	1684	316
GOLF VII (5G1, BQ1, BE1, BE2) 2.0 GTI	DKTB	03.17 - 12.20	1984	B	180 kW	1684	315
GOLF VII (5G1, BQ1, BE1, BE2) 2.0 GTI	DLBA	03.17 - 12.20	1984	B	180 kW	1679	285
GOLF VII (5G1, BQ1, BE1, BE2) 2.0 R 360S 4motion	CJXC	09.16 - 03.17	1984	B	265 kW	1680	290
GOLF VII (5G1, BQ1, BE1, BE2) 2.0 R 4motion	CJXB	11.13 - 03.17	1984	B	206 kW	1684	313
GOLF VII (5G1, BQ1, BE1, BE2) 2.0 R 4motion	CJXC	11.13 - 08.20	1984	B	221 kW	1680	290
GOLF VII (5G1, BQ1, BE1, BE2) 2.0 R 4motion	CJXD	12.16 - 12.20	1984	B	213 kW	1679	285
GOLF VII (5G1, BQ1, BE1, BE2) 2.0 R 4motion	CJXG	12.16 - 08.20	1984	B	228 kW	1679	285
GOLF VII (5G1, BQ1, BE1, BE2) 2.0 R 4motion	CYFB	11.14 - 07.19	1984	B	215 kW	1684	313
GOLF VII (5G1, BQ1, BE1, BE2) 2.0 R 4motion	DJHA	12.16 - 08.20	1984	B	228 kW	1679	285
GOLF VII (5G1, BQ1, BE1, BE2) 2.0 R 4motion	DJHB	12.16 - 12.20	1984	B	213 kW	1679	285
GOLF VII (5G1, BQ1, BE1, BE2) 2.0 R 4motion	DJJA	11.14 - 07.19	1984	B	215 kW	1679	285
GOLF VII (5G1, BQ1, BE1, BE2) 2.0 R 4motion	DLRA	11.14 - 07.19	1984	B	215 kW	1679	285
GOLF VII (5G1, BQ1, BE1, BE2) 2.0 R 4motion	DNUC	12.16 - 12.20	1984	B	213 kW	1679	285
GOLF VII (5G1, BQ1, BE1, BE2) 2.0 R 4motion	DNUE	11.13 - 08.20	1984	B	221 kW	1679	285
GOLF VII (5G1, BQ1, BE1, BE2) 2.0 TDI 4motion	CKFC	11.12 - 08.20	1968	D	110 kW	1673	258
GOLF VII (5G1, BQ1, BE1, BE2) 2.0 TDI 4motion	CRBC	11.12 - 08.20	1968	D	110 kW	1672	252
GOLF VII (5G1, BQ1, BE1, BE2) 2.0 TDI 4motion	CRLB	11.12 - 08.20	1968	D	110 kW	1672	250
GOLF VII (5G1, BQ1, BE1, BE2) 2.0 TDI 4motion	CRMB	11.12 - 08.20	1968	D	110 kW	1673	258



	ENGINE	ccm	kW	1 POS			
GOLF VII (5G1, BQ1, BE1, BE2) 2.0 TDI 4motion	DCYA	11.12 - 08.20	1968	D	110 kW	1673	259
GOLF VII (5G1, BQ1, BE1, BE2) 2.0 TDI 4motion	DFGA	11.12 - 08.20	1968	D	110 kW	1672	250
GOLF VII (5G1, BQ1, BE1, BE2) 2.0 TDI	CKFC	08.12 - 08.20	1968	D	110 kW	1673	258
GOLF VII (5G1, BQ1, BE1, BE2) 2.0 TDI	CRBB	08.12 - 08.20	1968	D	105 kW	1662	194
GOLF VII (5G1, BQ1, BE1, BE2) 2.0 TDI	CRBC	08.12 - 08.20	1968	D	110 kW	1672	252
GOLF VII (5G1, BQ1, BE1, BE2) 2.0 TDI	CRLB	08.12 - 08.20	1968	D	110 kW	1672	250
GOLF VII (5G1, BQ1, BE1, BE2) 2.0 TDI	CRMB	08.12 - 08.20	1968	D	110 kW	1673	258
GOLF VII (5G1, BQ1, BE1, BE2) 2.0 TDI	CRUA	08.12 - 08.20	1968	D	110 kW	1673	259
GOLF VII (5G1, BQ1, BE1, BE2) 2.0 TDI	CRVA	11.12 - 08.20	1968	D	81 kW	1673	258
GOLF VII (5G1, BQ1, BE1, BE2) 2.0 TDI	CRVC	08.12 - 08.20	1968	D	105 kW	1673	258
GOLF VII (5G1, BQ1, BE1, BE2) 2.0 TDI	CYKB	11.12 - 08.20	1968	D	81 kW	1672	251
GOLF VII (5G1, BQ1, BE1, BE2) 2.0 TDI	DCYA	08.12 - 08.20	1968	D	110 kW	1673	259
GOLF VII (5G1, BQ1, BE1, BE2) 2.0 TDI	DCYB	11.12 - 08.20	1968	D	81 kW	1672	251
GOLF VII (5G1, BQ1, BE1, BE2) 2.0 TDI	DEJA	08.12 - 08.20	1968	D	110 kW	1655	165
GOLF VII (5G1, BQ1, BE1, BE2) 2.0 TDI	DEJB	11.12 - 08.20	1968	D	81 kW	1655	165
GOLF VII (5G1, BQ1, BE1, BE2) 2.0 TDI	DFGA	08.12 - 08.20	1968	D	110 kW	1672	250
GOLF VII (5G1, BQ1, BE1, BE2) 2.0 TDI	DFGB	11.12 - 08.20	1968	D	81 kW	1672	251
GOLF VII Van (5G1) 1.2 TSi BlueMotion	CJZA	11.12 - 03.17	1197	B	77 kW	1627	8
GOLF VII Van (5G1) 1.2 TSi BlueMotion	CJZB	08.12 - 03.17	1197	B	63 kW	1627	8
GOLF VII Van (5G1) 1.4 TSi BlueMotion	CHPA	08.12 - 03.17	1395	B	103 kW	1628	15
GOLF VII Van (5G1) 1.4 TSi BlueMotion	CXSA	05.13 - 03.17	1395	B	90 kW	1628	15
GOLF VII Van (5G1) 1.6 TDi BlueMotion	CLHA	08.12 - 03.17	1598	D	77 kW	1649	125
GOLF VII Van (5G1) 1.6 TDi BlueMotion	CRKA	04.13 - 11.14	1598	D	66 kW	1649	125
GOLF VII Van (5G1) 1.6 TDi BlueMotion	CRKB	11.13 - 03.17	1598	D	81 kW	1649	125
GOLF VII Van (5G1) 1.6 TDi BlueMotion	CXXB	11.13 - 03.17	1598	D	81 kW	1649	125
GOLF VII Van (5G1) 2.0 GTD	CUNA	04.13 - 03.17	1968	D	135 kW	1672	250
GOLF VII Van (5G1) 2.0 GTi	CHHA	04.15 - 03.17	1984	B	169 kW	1684	311
GOLF VII Van (5G1) 2.0 GTi	CHHB	04.13 - 03.17	1984	B	162 kW	1684	311
GOLF VII Van (5G1) 2.0 TDi BlueMotion 4motion	CRBC	05.13 - 05.14	1968	D	110 kW	1672	252
GOLF VII Van (5G1) 2.0 TDi BlueMotion	CKFC	05.13 - 05.14	1968	D	110 kW	1673	258
GOLF VII Variant (BA5, BV5) 1.0 TSi	CHZC	11.16 - 08.20	999	B	81 kW	1628	15
GOLF VII Variant (BA5, BV5) 1.0 TSi	CHZD	05.15 - 08.20	999	B	85 kW	1628	15
GOLF VII Variant (BA5, BV5) 1.0 TSi	CHZK	01.17 - 07.19	999	B	63 kW	1628	15
GOLF VII Variant (BA5, BV5) 1.0 TSi	DKLB	01.17 - 07.19	999	B	63 kW	1628	15
GOLF VII Variant (BA5, BV5) 1.0 TSi	DKRF	05.15 - 08.20	999	B	85 kW	1627	12
GOLF VII Variant (BA5, BV5) 1.2 TSi	CJZA	04.13 - 08.20	1197	B	77 kW	1627	8
GOLF VII Variant (BA5, BV5) 1.2 TSi	CJZB	05.13 - 03.17	1197	B	63 kW	1627	8
GOLF VII Variant (BA5, BV5) 1.2 TSi	CYVA	05.13 - 03.17	1197	B	63 kW	1627	8
GOLF VII Variant (BA5, BV5) 1.2 TSi	CYVB	04.14 - 03.17	1197	B	81 kW	1627	8
GOLF VII Variant (BA5, BV5) 1.4 TGI CNG	CPWA	09.13 - 07.18	1395	B/G	81 kW	1628	15
GOLF VII Variant (BA5, BV5) 1.4 TSi MultiFuel	CPVA	04.13 - 03.17	1395	B/E	90 kW	1628	15
GOLF VII Variant (BA5, BV5) 1.4 TSi MultiFuel	CPVB	05.14 - 03.17	1395	B/E	92 kW	1627	11
GOLF VII Variant (BA5, BV5) 1.4 TSi	CHPA	05.13 - 08.20	1395	B	103 kW	1628	15
GOLF VII Variant (BA5, BV5) 1.4 TSi	CHPB	05.14	1395	B	110 kW	1628	15
GOLF VII Variant (BA5, BV5) 1.4 TSi	CPVA	05.13 - 03.17	1395	B	90 kW	1628	15
GOLF VII Variant (BA5, BV5) 1.4 TSi	CPVB	05.14 - 02.21	1395	B	92 kW	1627	11
GOLF VII Variant (BA5, BV5) 1.4 TSi	CXSA	05.13 - 03.17	1395	B	90 kW	1628	15
GOLF VII Variant (BA5, BV5) 1.4 TSi	CZCA	05.14 - 02.21	1395	B	92 kW	1628	15
GOLF VII Variant (BA5, BV5) 1.4 TSi	CZDA	05.14	1395	B	110 kW	1628	15
GOLF VII Variant (BA5, BV5) 1.4 TSi	CZDD	05.14 - 02.21	1395	B	92 kW	1628	15
GOLF VII Variant (BA5, BV5) 1.5 TSi	DACA	07.17 - 08.20	1495	B	96 kW	1627	11
GOLF VII Variant (BA5, BV5) 1.5 TSi	DADA	04.17 - 08.20	1498	B	110 kW	1627	11
GOLF VII Variant (BA5, BV5) 1.5 TSi	DPBA	07.17 - 08.20	1495	B	96 kW	1627	11
GOLF VII Variant (BA5, BV5) 1.5 TSi	DPCA	04.17 - 08.20	1498	B	110 kW	1627	11
GOLF VII Variant (BA5, BV5) 1.6 TDi 4motion	CLHA	05.13 - 03.17	1598	D	77 kW	1649	125
GOLF VII Variant (BA5, BV5) 1.6 TDi 4motion	CRKB	05.13 - 03.17	1598	D	81 kW	1649	125
GOLF VII Variant (BA5, BV5) 1.6 TDi 4motion	CXXB	05.13 - 03.17	1598	D	81 kW	1649	125
GOLF VII Variant (BA5, BV5) 1.6 TDi	CLHA	05.13 - 03.17	1598	D	77 kW	1649	125
GOLF VII Variant (BA5, BV5) 1.6 TDi	CLHB	05.13 - 07.18	1598	D	66 kW	1649	125
GOLF VII Variant (BA5, BV5) 1.6 TDi	CRKA	05.13 - 07.18	1598	D	66 kW	1649	125
GOLF VII Variant (BA5, BV5) 1.6 TDi	CRKB	05.13 - 03.17	1598	D	81 kW	1649	125
GOLF VII Variant (BA5, BV5) 1.6 TDi	CXXA	05.13 - 07.18	1598	D	66 kW	1649	125



							
GOLF VII Variant (BA5, BV5) 1.6 TDI	CXXB	05.13 - 03.17	1598	D	81 kW	1649	125
GOLF VII Variant (BA5, BV5) 1.6 TDI	DBKA	05.13 - 03.17	1598	D	81 kW	1646	111
GOLF VII Variant (BA5, BV5) 1.6 TDI	DDYA	11.16 - 08.20	1598	D	85 kW	1646	112
GOLF VII Variant (BA5, BV5) 1.6 TDI	DDYB	05.13 - 07.18	1598	D	66 kW	1646	112
GOLF VII Variant (BA5, BV5) 1.6 TDI	DGTE	11.16 - 08.20	1598	D	85 kW	1646	112
GOLF VII Variant (BA5, BV5) 1.6	CWVA	05.14 - 03.21	1598	B	81 kW	1636	55
GOLF VII Variant (BA5, BV5) 1.8 TSI 4motion	CJSB	11.16 - 12.20	1798	B	132 kW	1684	311
GOLF VII Variant (BA5, BV5) 1.8 TSI 4motion	CXBA	07.17	1798	B	125 kW	1684	312
GOLF VII Variant (BA5, BV5) 1.8 TSI 4motion	CXBB	07.17	1798	B	125 kW	1684	312
GOLF VII Variant (BA5, BV5) 1.8 TSI	CNSA	07.13	1798	B	125 kW	1684	316
GOLF VII Variant (BA5, BV5) 1.8 TSI	CNSB	07.13	1798	B	125 kW	1684	311
GOLF VII Variant (BA5, BV5) 1.8 TSI	CXBA	07.13	1798	B	125 kW	1684	312
GOLF VII Variant (BA5, BV5) 1.8 TSI	CXBB	07.13	1798	B	125 kW	1684	312
GOLF VII Variant (BA5, BV5) 2.0 GTD	CUNA	01.15 - 07.19	1968	D	135 kW	1672	250
GOLF VII Variant (BA5, BV5) 2.0 GTD	DGCA	01.15 - 07.19	1968	D	135 kW	1673	259
GOLF VII Variant (BA5, BV5) 2.0 GTD	DJGA	01.15 - 07.19	1968	D	135 kW	1673	259
GOLF VII Variant (BA5, BV5) 2.0 R 360S 4motion	CJXC	09.16 - 03.17	1984	B	265 kW	1680	290
GOLF VII Variant (BA5, BV5) 2.0 R 4motion	CJXB	03.15 - 03.17	1984	B	206 kW	1684	313
GOLF VII Variant (BA5, BV5) 2.0 R 4motion	CJXC	03.15 - 08.20	1984	B	221 kW	1680	290
GOLF VII Variant (BA5, BV5) 2.0 R 4motion	CJXD	12.16 - 08.20	1984	B	213 kW	1679	285
GOLF VII Variant (BA5, BV5) 2.0 R 4motion	CJXG	12.16 - 08.20	1984	B	228 kW	1679	285
GOLF VII Variant (BA5, BV5) 2.0 R 4motion	DJHA	12.16 - 08.20	1984	B	228 kW	1679	285
GOLF VII Variant (BA5, BV5) 2.0 R 4motion	DJHB	12.16 - 08.20	1984	B	213 kW	1679	285
GOLF VII Variant (BA5, BV5) 2.0 R 4motion	DNUC	12.16 - 08.20	1984	B	213 kW	1679	285
GOLF VII Variant (BA5, BV5) 2.0 R 4motion	DNUE	03.15 - 08.20	1984	B	221 kW	1679	285
GOLF VII Variant (BA5, BV5) 2.0 TDI 4motion	CRBC	04.13 - 08.20	1968	D	110 kW	1672	252
GOLF VII Variant (BA5, BV5) 2.0 TDI 4motion	CRLB	04.13 - 08.20	1968	D	110 kW	1672	250
GOLF VII Variant (BA5, BV5) 2.0 TDI 4motion	DCYA	04.13 - 08.20	1968	D	110 kW	1673	259
GOLF VII Variant (BA5, BV5) 2.0 TDI 4motion	DFGA	04.13 - 08.20	1968	D	110 kW	1672	250
GOLF VII Variant (BA5, BV5) 2.0 TDI	CKFC	04.13	1968	D	110 kW	1673	258
GOLF VII Variant (BA5, BV5) 2.0 TDI	CRBC	04.13	1968	D	110 kW	1672	252
GOLF VII Variant (BA5, BV5) 2.0 TDI	CRLB	04.13	1968	D	110 kW	1672	250
GOLF VII Variant (BA5, BV5) 2.0 TDI	CRLD	05.13 - 08.20	1968	D	81 kW	1672	251
GOLF VII Variant (BA5, BV5) 2.0 TDI	CRUA	04.13	1968	D	110 kW	1673	259
GOLF VII Variant (BA5, BV5) 2.0 TDI	CRVA	05.13 - 08.20	1968	D	81 kW	1673	258
GOLF VII Variant (BA5, BV5) 2.0 TDI	CYKB	05.13 - 08.20	1968	D	81 kW	1672	251
GOLF VII Variant (BA5, BV5) 2.0 TDI	DCYA	04.13	1968	D	110 kW	1673	259
GOLF VII Variant (BA5, BV5) 2.0 TDI	DCYB	05.13 - 08.20	1968	D	81 kW	1672	251
GOLF VII Variant (BA5, BV5) 2.0 TDI	DEJA	04.13	1968	D	110 kW	1655	165
GOLF VII Variant (BA5, BV5) 2.0 TDI	DEJB	05.13 - 08.20	1968	D	81 kW	1655	165
GOLF VII Variant (BA5, BV5) 2.0 TDI	DFGA	04.13	1968	D	110 kW	1672	250
GOLF VII Variant (BA5, BV5) 2.0 TDI	DFGB	05.13 - 08.20	1968	D	81 kW	1672	251
GOLF VIII (CD1) 1.0 TSI	DLAA	02.20	999	B	81 kW	1628	18
GOLF VIII (CD1) 1.0 TSI	DLAB	02.20	999	B	66 kW	1628	18
GOLF VIII (CD1) 1.0 eTSI	DLAA	06.20	999	B	81 kW	1628	18
GOLF VIII (CD1) 1.4 GTE Plug-in Hybrid	DGEA	07.20	1395	B	80 kW	1628	16
GOLF VIII (CD1) 1.4 TSI eHybrid	DGEA	07.20	1395	B/E	150 kW	1628	16
GOLF VIII (CD1) 1.4 TSI	DJKA	01.21	1395	B	110 kW	1628	16
GOLF VIII (CD1) 1.5 TSI	DPBA	07.19	1495	B	96 kW	1627	11
GOLF VIII (CD1) 1.5 TSI	DPCA	07.19	1498	B	110 kW	1627	11
GOLF VIII (CD1) 1.5 eTSI	DFYA	12.19	1498	B	110 kW	1627	11
GOLF VIII (CD1) 1.5 eTSI	DPBA	11.20	1495	B/E	96 kW	1627	11
GOLF VIII (CD1) 2.0 GTI Clubsport	DNFC	10.20	1984	B	221 kW	1684	316
GOLF VIII (CD1) 2.0 GTI	DLBA	08.20	1984	B	180 kW	1679	285
GOLF VIII (CD1) 2.0 GTI	DNPA	08.20	1984	B	180 kW	1684	316
GOLF VIII (CD1) 2.0 GTI	DRNA	08.20	1984	B	180 kW	1684	316
GOLF VIII (CD1) 2.0 TDI	DSRB	08.19	1968	D	110 kW	1672	254
GOLF VIII (CD1) 2.0 TSI 4motion	DNNA	06.21	1984	B	140 kW	1684	316
GOLF VIII (CD1) 2.0 TSI R 4motion	DNFF	07.22	1984	B	245 kW	1684	316
GOLF VIII (CD1) 2.0 TSI R 4motion	DNFG	09.20	1984	B	235 kW	1684	316
GOLF VIII (CD1) 2.0 TSI R 4motion	DSFE	09.20	1984	B	235 kW	1684	316
GOLF VIII (CD1) 2.0 TSI R 4motion	DSFF	09.20	1984	B	235 kW	1684	316

			<b>ccm</b>		<b>kw</b>		<b>1 POS</b>
GOLF VIII (CD1) 2.0 TSI	DNNA	06.21	1984	B	140 kW	1684	316
GOLF VIII Variant (CG5) 1.0 TSI	DLAA	08.20	999	B	81 kW	1628	18
GOLF VIII Variant (CG5) 1.0 TSI	DLAB	08.20	999	B	66 kW	1628	18
GOLF VIII Variant (CG5) 1.0 eTSI	DLAA	09.20	999	B	81 kW	1628	18
GOLF VIII Variant (CG5) 1.4 TSI	DJKA	01.21	1395	B	110 kW	1628	16
GOLF VIII Variant (CG5) 1.5 TSI	DPBA	08.20	1495	B	96 kW	1627	11
GOLF VIII Variant (CG5) 1.5 TSI	DPCA	08.20	1498	B	110 kW	1627	11
GOLF VIII Variant (CG5) 1.5 eTSI	DFYA	12.20	1498	B	110 kW	1627	11
GOLF VIII Variant (CG5) 1.5 eTSI	DPBA	12.20	1495	B	96 kW	1627	11
GOLF VIII Variant (CG5) 2.0 GTI	DNPA	09.20	1984	B	180 kW	1684	316
GOLF VIII Variant (CG5) 2.0 TSI 4motion	DNNA	06.21	1984	B	140 kW	1684	316
GOLF VIII Variant (CG5) 2.0 TSI R 4motion	DNFG	06.21	1984	B	235 kW	1684	316
GOLF VIII Variant (CG5) 2.0 TSI	DNNA	06.21	1984	B	140 kW	1684	316
GOLF Van III Variant (1H5) 1.4	ABD	05.93 - 07.95	1390	B	44 kW	1630	27
GOLF Van III Variant (1H5) 1.4	AEX	05.93 - 07.95	1390	B	44 kW	1635	52
GOLF Van III Variant (1H5) 1.8	AAM	07.93 - 02.99	1781	B	55 kW	1664	203
GOLF Van III Variant (1H5) 1.8	ABS	08.93 - 12.99	1781	B	66 kW	1660	183
GOLF Van III Variant (1H5) 1.8	ADZ	08.93 - 12.99	1781	B	66 kW	1661	185
GOLF Van III Variant (1H5) 1.9 SDI	AEY	07.95 - 02.99	1896	D	47 kW	1647	114
GOLF Van III Variant (1H5) 1.9 TDI	1Z	08.93 - 12.99	1896	D	66 kW	1644	101
GOLF Van III Variant (1H5) 1.9 TDI	AFN	05.96 - 02.99	1896	D	81 kW	1644	101
GOLF Van III Variant (1H5) 1.9 TDI	AHU	08.93 - 12.99	1896	D	66 kW	1645	104
GOLF Van III Variant (1H5) 1.9	1Y	08.93 - 02.99	1896	D	47 kW	1643	98
ILTIS (183) 1.6 TD	1C	08.87 - 12.88	1588	D	51 kW	1636	58
ILTIS (183) 1.7	WL	03.79 - 12.88	1714	B	55 kW	1654	157
ILTIS (183) 1.7	YX	03.79 - 12.88	1714	B	55 kW	1654	157
JETTA CITY Stufenheck 2.0	BEV	09.06 - 12.09	1984	B	85 kW	1682	301
JETTA CITY Variant 2.0	BEV	09.06 - 12.09	1984	B	85 kW	1682	301
JETTA I (16) 1.1	FA	08.79 - 02.84	1093	B	37 kW	1626	5
JETTA I (16) 1.1	GG	08.79 - 02.84	1093	B	37 kW	1626	5
JETTA I (16) 1.3	GF	08.79 - 02.84	1272	B	44 kW	1631	34
JETTA I (16) 1.3	GS	08.82 - 02.84	1272	B	43 kW	1632	35
JETTA I (16) 1.5 D	CK	08.78 - 07.80	1471	D	37 kW	1639	74
JETTA I (16) 1.5	JB	08.78 - 02.84	1457	B	51 kW	1653	152
JETTA I (16) 1.6 D	CR	08.80 - 02.84	1588	D	40 kW	1634	44
JETTA I (16) 1.6 D	JK	08.80 - 02.84	1588	D	40 kW	1634	46
JETTA I (16) 1.6 GLI	EG	08.78 - 07.82	1588	B	81 kW	1654	157
JETTA I (16) 1.6 TD	CY	03.82 - 02.84	1588	D	51 kW	1634	45
JETTA I (16) 1.6	EM	08.81 - 07.83	1588	B	55 kW	1653	152
JETTA I (16) 1.6	EW	08.82 - 07.83	1595	B	55 kW	1659	179
JETTA I (16) 1.6	FR	08.78 - 02.84	1588	B	63 kW	1653	152
JETTA I (16) 1.7	EN	01.81 - 12.83	1715	B	57 kW	1654	157
JETTA I (16) 1.7	EN	08.80 - 12.87	1715	B	51 kW	1654	157
JETTA I (16) 1.8	2K	01.86 - 12.87	1781	B	54 kW	1658	176
JETTA I (16) 1.8	DX	08.82 - 02.84	1781	B	82 kW	1673	260
JETTA I (16) 1.8	JH	09.83 - 02.84	1781	B	70 kW	1675	267
JETTA I (16) 1.8	JJ	08.82 - 02.84	1781	B	82 kW	1675	268
JETTA II (19E, 1G2, 165) 1.3 Cat	2G	06.87 - 12.91	1272	B	40 kW	1629	24
JETTA II (19E, 1G2, 165) 1.3 Cat	MH	06.87 - 12.91	1272	B	40 kW	1629	23
JETTA II (19E, 1G2, 165) 1.3 Cat	NZ	06.87 - 12.91	1272	B	40 kW	1632	39
JETTA II (19E, 1G2, 165) 1.3	GT	01.84 - 10.86	1272	B	43 kW	1632	35
JETTA II (19E, 1G2, 165) 1.3	HK	01.84 - 06.87	1272	B	40 kW	1632	37
JETTA II (19E, 1G2, 165) 1.3	MH	01.84 - 06.87	1272	B	40 kW	1629	23
JETTA II (19E, 1G2, 165) 1.6 D	JP	01.84 - 10.91	1588	D	40 kW	1634	46
JETTA II (19E, 1G2, 165) 1.6 D	ME	01.84 - 10.91	1588	D	40 kW	1641	85
JETTA II (19E, 1G2, 165) 1.6 TD	1V	01.90 - 12.92	1589	D	44 kW	1637	61
JETTA II (19E, 1G2, 165) 1.6 TD	JR	01.84 - 10.91	1588	D	51 kW	1634	45
JETTA II (19E, 1G2, 165) 1.6 TD	MF	01.84 - 10.91	1588	D	51 kW	1641	86
JETTA II (19E, 1G2, 165) 1.6 TD	RA	04.89 - 10.91	1588	D	59 kW	1635	47
JETTA II (19E, 1G2, 165) 1.6 TD	SB	04.89 - 10.91	1588	D	59 kW	1635	48
JETTA II (19E, 1G2, 165) 1.6	ABN	01.84 - 07.92	1595	B	55 kW	1663	196
JETTA II (19E, 1G2, 165) 1.6	EZ	01.84 - 07.92	1595	B	55 kW	1659	179

















JETTA II (19E, 1G2, 165) 1.6	HM	01.84 - 07.92	1595	B	55 kW	1659	179
JETTA II (19E, 1G2, 165) 1.6	PN	10.86 - 10.91	1595	B	51 kW	1677	276
JETTA II (19E, 1G2, 165) 1.6	RF	03.86 - 10.91	1595	B	53 kW	1677	276
JETTA II (19E, 1G2, 165) 1.7	EN	08.83 - 07.85	1715	B	57 kW	1654	157
JETTA II (19E, 1G2, 165) 1.8 16V	KR	06.87 - 12.89	1781	B	102 kW	1676	270
JETTA II (19E, 1G2, 165) 1.8 16V	PL	08.86 - 10.91	1781	B	95 kW	1663	195
JETTA II (19E, 1G2, 165) 1.8 Cat	GX	08.87 - 10.91	1781	B	66 kW	1675	264
JETTA II (19E, 1G2, 165) 1.8 Cat	PF	01.87 - 12.92	1781	B	79 kW	1676	271
JETTA II (19E, 1G2, 165) 1.8 Cat	RP	08.87 - 10.91	1781	B	66 kW	1663	196
JETTA II (19E, 1G2, 165) 1.8 Syncro	1P	08.88 - 07.91	1781	B	72 kW	1676	271
JETTA II (19E, 1G2, 165) 1.8 Syncro	GU	08.87 - 12.88	1781	B	66 kW	1674	263
JETTA II (19E, 1G2, 165) 1.8 Syncro	GX	08.87 - 12.88	1781	B	66 kW	1675	264
JETTA II (19E, 1G2, 165) 1.8 Syncro	RH	08.87 - 07.88	1781	B	62 kW	1677	276
JETTA II (19E, 1G2, 165) 1.8 Syncro	RP	08.87 - 12.88	1781	B	66 kW	1663	196
JETTA II (19E, 1G2, 165) 1.8	2K	08.86 - 07.92	1781	B	51 kW	1658	176
JETTA II (19E, 1G2, 165) 1.8	EV	01.84 - 12.92	1781	B	82 kW	1663	198
JETTA II (19E, 1G2, 165) 1.8	GU	08.83 - 12.92	1781	B	66 kW	1674	263
JETTA II (19E, 1G2, 165) 1.8	GX	08.83 - 12.92	1781	B	66 kW	1675	264
JETTA II (19E, 1G2, 165) 1.8	GZ	01.84 - 12.92	1781	B	82 kW	1675	267
JETTA II (19E, 1G2, 165) 1.8	HT	09.84 - 12.92	1781	B	77 kW	1675	266
JETTA II (19E, 1G2, 165) 1.8	HV	08.83 - 12.92	1781	B	66 kW	1659	178
JETTA II (19E, 1G2, 165) 1.8	JH	08.84 - 07.88	1781	B	70 kW	1675	267
JETTA II (19E, 1G2, 165) 1.8	PB	01.84 - 12.92	1781	B	82 kW	1676	271
JETTA II (19E, 1G2, 165) 1.8	RD	08.85 - 10.87	1781	B	79 kW	1677	275
JETTA II (19E, 1G2, 165) 1.8	RH	08.86 - 01.90	1781	B	62 kW	1677	276
JETTA II (19E, 1G2, 165) 1.8	RV	09.84 - 12.92	1781	B	77 kW	1656	167
JETTA II (19E, 1G2, 165) 2.0	9A	08.89 - 12.92	1984	B	100 kW	1681	294
JETTA III (1K2) 1.4 TSI	BLG	07.06 - 10.10	1390	B	125 kW	1638	67
JETTA III (1K2) 1.4 TSI	BMV	07.06 - 10.10	1390	B	103 kW	1638	67
JETTA III (1K2) 1.4 TSI	CAVD	07.08 - 10.10	1390	B	118 kW	1638	67
JETTA III (1K2) 1.4 TSI	CAXA	05.07 - 10.10	1390	B	90 kW	1638	67
JETTA III (1K2) 1.6 FSI	BLF	09.05 - 10.10	1598	B	85 kW	1638	67
JETTA III (1K2) 1.6 MultiFuel	CCSA	01.08 - 10.10	1595	B/E	75 kW	1655	163
JETTA III (1K2) 1.6 TDI	CAYB	12.09 - 10.10	1598	D	66 kW	1652	146
JETTA III (1K2) 1.6 TDI	CAYC	06.09 - 10.10	1598	D	77 kW	1652	146
JETTA III (1K2) 1.6	BGU	09.04 - 12.12	1595	B	75 kW	1662	190
JETTA III (1K2) 1.6	BSE	09.04 - 12.12	1595	B	75 kW	1662	190
JETTA III (1K2) 1.6	BSF	09.04 - 12.12	1595	B	75 kW	1662	190
JETTA III (1K2) 1.6	CCSA	09.04 - 12.12	1595	B	75 kW	1655	163
JETTA III (1K2) 1.9 TDI	BKC	08.05 - 10.10	1896	D	77 kW	1647	118
JETTA III (1K2) 1.9 TDI	BLS	08.05 - 10.10	1896	D	77 kW	1651	143
JETTA III (1K2) 1.9 TDI	BRM	08.05 - 12.10	1896	D	74 kW	1651	142
JETTA III (1K2) 1.9 TDI	BXE	08.05 - 10.10	1896	D	77 kW	1647	118
JETTA III (1K2) 2.0 FSI	BLR	08.05 - 10.10	1984	B	110 kW	1680	291
JETTA III (1K2) 2.0 FSI	BLX	08.05 - 10.10	1984	B	110 kW	1680	291
JETTA III (1K2) 2.0 FSI	BLY	08.05 - 10.10	1984	B	110 kW	1680	291
JETTA III (1K2) 2.0 FSI	BVY	08.05 - 10.10	1984	B	110 kW	1680	291
JETTA III (1K2) 2.0 FSI	BVZ	08.05 - 10.10	1984	B	110 kW	1680	291
JETTA III (1K2) 2.0 TDI 16V	BKD	08.05 - 10.10	1968	D	103 kW	1654	159
JETTA III (1K2) 2.0 TDI 16V	CBDB	08.05 - 10.10	1968	D	103 kW	1671	247
JETTA III (1K2) 2.0 TDI 16V	CBEA	08.05 - 10.10	1968	D	103 kW	1662	191
JETTA III (1K2) 2.0 TDI 16V	CJAA	08.05 - 10.10	1968	D	103 kW	1671	247
JETTA III (1K2) 2.0 TDI	AZV	09.05 - 10.10	1968	D	100 kW	1654	159
JETTA III (1K2) 2.0 TDI	BMM	10.05 - 10.10	1968	D	103 kW	1654	160
JETTA III (1K2) 2.0 TDI	BMN	10.06 - 10.10	1968	D	125 kW	1655	161
JETTA III (1K2) 2.0 TDI	CBDA	09.05 - 10.10	1968	D	100 kW	1671	247
JETTA III (1K2) 2.0 TDI	CEGA	10.06 - 10.10	1968	D	125 kW	1671	247
JETTA III (1K2) 2.0 TFSI	AXX	06.05 - 10.10	1984	B	147 kW	1683	305
JETTA III (1K2) 2.0 TFSI	BPY	06.05 - 10.10	1984	B	147 kW	1683	305
JETTA III (1K2) 2.0 TFSI	BWA	06.05 - 10.10	1984	B	147 kW	1683	305
JETTA III (1K2) 2.0 TFSI	CAWA	07.08 - 10.10	1984	B	125 kW	1683	307
JETTA III (1K2) 2.0 TFSI	CAWB	06.05 - 10.10	1984	B	147 kW	1683	307








	ENGINE	00000	ccm		kW		1 POS
JETTA III (1K2) 2.0 TFSI	CBFA	06.05 - 10.10	1984	B	147 kW	1683	307
JETTA III (1K2) 2.0 TFSI	CCTA	06.05 - 10.10	1984	B	147 kW	1683	307
JETTA III (1K2) 2.0 TFSI	CCZA	06.05 - 10.10	1984	B	147 kW	1683	307
JETTA III (1K2) 2.0	BEV	05.05 - 10.10	1984	B	85 kW	1682	301
JETTA III (1K2) 2.0	BHY	05.05 - 10.10	1984	B	85 kW	1682	301
JETTA III (1K2) 2.5	BGP	09.04 - 10.10	2480	B	110 kW	1682	302
JETTA III (1K2) 2.5	BGQ	09.04 - 10.10	2480	B	110 kW	1682	303
JETTA III (1K2) 2.5	BTK	09.04 - 10.10	2480	B	110 kW	1682	303
JETTA III (1K2) 2.5	CBTA	07.07 - 10.10	2480	B	125 kW	1682	303
JETTA III (1K2) 2.5	CBUA	07.07 - 10.10	2480	B	125 kW	1682	303
JETTA III (1K2) 2.5	CCCA	07.07 - 10.10	2480	B	125 kW	1682	303
JETTA III (1K2) 2.8 VR6	AAA	10.09 - 10.10	2792	B	128 kW	1664	201
JETTA IV (162, 163, AV3, AV2) 1.2 TSI 16V	CYVD	08.14 - 12.17	1197	B	77 kW	1627	8
JETTA IV (162, 163, AV3, AV2) 1.2 TSI	CBZB	10.10 - 12.17	1197	B	77 kW	1626	6
JETTA IV (162, 163, AV3, AV2) 1.4 TSI Hybrid	CNLA	04.11	1395	E	125 kW	1628	15
JETTA IV (162, 163, AV3, AV2) 1.4 TSI Hybrid	CRJA	04.11	1395	E	125 kW	1628	15
JETTA IV (162, 163, AV3, AV2) 1.4 TSI	CAVA	04.11	1390	B	110 kW	1638	67
JETTA IV (162, 163, AV3, AV2) 1.4 TSI	CAVD	04.11	1390	B	118 kW	1638	67
JETTA IV (162, 163, AV3, AV2) 1.4 TSI	CAXA	05.11	1390	B	90 kW	1638	67
JETTA IV (162, 163, AV3, AV2) 1.4 TSI	CMSB	05.11	1390	B	90 kW	1638	67
JETTA IV (162, 163, AV3, AV2) 1.4 TSI	CTHA	04.11	1390	B	110 kW	1638	67
JETTA IV (162, 163, AV3, AV2) 1.4 TSI	CTHD	04.11	1390	B	118 kW	1638	67
JETTA IV (162, 163, AV3, AV2) 1.4 TSI	CZCA	08.14	1395	B	92 kW	1628	15
JETTA IV (162, 163, AV3, AV2) 1.4 TSI	CZDA	08.14	1395	B	110 kW	1628	15
JETTA IV (162, 163, AV3, AV2) 1.4 TSI	CZTA	08.14	1395	B	110 kW	1628	15
JETTA IV (162, 163, AV3, AV2) 1.6 MPI	CWVB	09.15 - 04.18	1598	B	66 kW	1636	55
JETTA IV (162, 163, AV3, AV2) 1.6 TDI	CAYC	04.10 - 07.15	1598	D	77 kW	1652	146
JETTA IV (162, 163, AV3, AV2) 1.6	CFNA	12.11	1598	B	77 kW	1638	67
JETTA IV (162, 163, AV3, AV2) 1.6	CFNB	03.13	1598	B	63 kW	1638	67
JETTA IV (162, 163, AV3, AV2) 1.6	CLRA	12.11	1598	B	77 kW	1638	67
JETTA IV (162, 163, AV3, AV2) 1.6	CWVA	09.15	1598	B	81 kW	1636	55
JETTA IV (162, 163, AV3, AV2) 1.8 TSI	CPKA	07.14	1798	B	125 kW	1684	312
JETTA IV (162, 163, AV3, AV2) 1.8 TSI	CPRA	07.14	1798	B	125 kW	1684	312
JETTA IV (162, 163, AV3, AV2) 2.0 Flex	CKJA	10.10 - 12.16	1984	B/E	88 kW	1682	304
JETTA IV (162, 163, AV3, AV2) 2.0 TDI	CFFB	02.11	1968	D	103 kW	1662	191
JETTA IV (162, 163, AV3, AV2) 2.0 TDI	CFHC	02.11	1968	D	103 kW	1671	247
JETTA IV (162, 163, AV3, AV2) 2.0 TDI	CJAA	02.11	1968	D	103 kW	1671	247
JETTA IV (162, 163, AV3, AV2) 2.0 TDI	CLCA	10.10	1968	D	81 kW	1671	247
JETTA IV (162, 163, AV3, AV2) 2.0 TDI	CLCB	02.11	1968	D	103 kW	1671	247
JETTA IV (162, 163, AV3, AV2) 2.0 TDI	CUUA	10.10	1968	D	81 kW	1673	258
JETTA IV (162, 163, AV3, AV2) 2.0 TDI	CUUB	07.14	1968	D	110 kW	1673	258
JETTA IV (162, 163, AV3, AV2) 2.0 TDI	CVCA	07.14	1968	D	110 kW	1672	253
JETTA IV (162, 163, AV3, AV2) 2.0 TDI	DELA	07.14	1968	D	110 kW	1658	174
JETTA IV (162, 163, AV3, AV2) 2.0 TFSI	CBFA	10.10	1984	B	147 kW	1683	307
JETTA IV (162, 163, AV3, AV2) 2.0 TFSI	CCTA	10.10	1984	B	147 kW	1683	307
JETTA IV (162, 163, AV3, AV2) 2.0 TFSI	CCZA	10.10	1984	B	147 kW	1683	307
JETTA IV (162, 163, AV3, AV2) 2.0 TSI	CPLA	12.12 - 12.17	1984	B	155 kW	1679	285
JETTA IV (162, 163, AV3, AV2) 2.0 TSI	CPPA	12.12 - 12.17	1984	B	155 kW	1679	285
JETTA IV (162, 163, AV3, AV2) 2.0	CBPA	01.08 - 12.17	1984	B	85 kW	1681	298
JETTA IV (162, 163, AV3, AV2) 2.0	CKJA	01.08 - 12.17	1984	B	85 kW	1682	304
JETTA IV (162, 163, AV3, AV2) 2.5	CBTA	04.10	2480	B	125 kW	1682	303
JETTA IV (162, 163, AV3, AV2) 2.5	CBUA	04.10	2480	B	125 kW	1682	303
JETTA IV (162, 163, AV3, AV2) 2.5	CCCA	04.10	2480	B	125 kW	1682	303
JETTA VII Stufenheck (BU3, BU4) 1.4 TSI	CZDA	12.17	1395	B	110 kW	1628	15
JETTA VII Stufenheck (BU3, BU4) 1.4 TSI	CZTA	12.17	1395	B	110 kW	1628	15
JETTA VII Stufenheck (BU3, BU4) 2.0 GLI	DKFA	12.18	1984	B	170 kW	1684	316
JETTA VII Stufenheck (BU3, BU4) 350 TSI	CXDB	12.18	1984	B	169 kW	1684	316
KAEFER Cabriolet (15) 1.6	AJ	09.75 - 12.80	1584	B	36 kW	1688	339
KAEFER Cabriolet (15) 1302 1.3	AC	08.70 - 07.74	1285	B	29 kW	1642	93
KAEFER Cabriolet (15) 1302 1.6	AF	08.70 - 07.74	1584	B	34 kW	1688	338
KAEFER Cabriolet (15) 1302,1303 1.6	AD	07.70 - 06.79	1584	B	37 kW	1688	337
KAEFER Cabriolet (15) 1302,1303 1.6	AS	07.70 - 06.79	1584	B	37 kW	1688	340








							
KAEFER Cabriolet (15) 1303 1.2	D	04.75 - 12.79	1192	B	25 kW	1643	95
KAEFER Cabriolet (15) 1303 1.3	AB	07.70 - 03.81	1285	B	32 kW	1642	88
KAEFER Cabriolet (15) 1303 1.3	AR	07.70 - 03.81	1285	B	32 kW	1642	94
KAEFER Cabriolet (15) 1500 1.5	H	01.66 - 12.70	1493	B	32 kW	1686	326
KAEFER Cabriolet (15) 1500 1.6	B	07.69 - 07.70	1584	B	35 kW	1688	341
KAEFER Cabriolet (15) Karmann 1.3	AC	07.64 - 07.70	1285	B	29 kW	1642	93
KAEFER 1200 1.2 (11)	D	01.60 - 12.85	1192	B	25 kW	1643	95
KAEFER 1200 L 1.6	AS	08.75 - 12.77	1584	B	37 kW	1688	340
KAEFER 1200	D	01.60 - 12.66	1192	B	26 kW	1643	95
KAEFER 1300 1.3 (11)	AB	01.70 - 01.73	1285	B	32 kW	1642	88
KAEFER 1300 1.3 (11)	AC	08.65 - 07.75	1285	B	29 kW	1642	93
KAEFER 1300 1.3 (11)	AR	01.70 - 01.73	1285	B	32 kW	1642	94
KAEFER 1302 1.2 (11)	D	08.69 - 08.72	1192	B	25 kW	1643	95
KAEFER 1302 1.3 (11)	AB	08.70 - 08.72	1285	B	32 kW	1642	88
KAEFER 1302 1.3	AC	08.70 - 07.75	1285	B	29 kW	1642	93
KAEFER 1302 1.6 (11)	AD	01.70 - 01.73	1584	B	37 kW	1688	337
KAEFER 1303 1.2 (13)	D	07.72 - 02.76	1192	B	25 kW	1643	95
KAEFER 1303 1.3 (13)	AB	08.72 - 07.75	1285	B	32 kW	1642	88
KAEFER 1303 1.3 (13)	AR	08.72 - 07.75	1285	B	32 kW	1642	94
KAEFER 1303 1.6 (13)	AD	08.72 - 12.79	1584	B	35 kW	1688	337
KAEFER 1303 LS, S 1.6 (13)	AD	08.72 - 12.79	1584	B	37 kW	1688	337
KAEFER 1303 LS, S 1.6 (13)	AJ	08.72 - 12.79	1584	B	37 kW	1688	339
KAEFER 1303 LS, S 1.6 (13)	AS	08.72 - 12.79	1584	B	37 kW	1688	340
KAEFER 1500 1.5 (11)	H	08.66 - 09.92	1493	B	32 kW	1686	326
KAEFER 1500 1.5 (11)	L	09.66 - 07.70	1493	B	29 kW	1686	326
KAEFER 1500 1.6	AD	07.70 - 01.73	1584	B	37 kW	1688	337
KAEFER 1500 1.6	AS	07.70 - 01.73	1584	B	37 kW	1688	340
KAEFER 1600 (Mexico)	AF	05.73 - 08.03	1584	B	34 kW	1688	338
KAEFER 1600	AF	01.84 - 10.86	1584	B	33 kW	1688	338
KARMANN GHIA Cabriolet (14, 34) 1200	D	08.60 - 12.64	1192	B	25 kW	1643	95
KARMANN GHIA Cabriolet (14, 34) 1500	H	01.66 - 12.69	1493	B	32 kW	1686	326
KARMANN GHIA Coupe (14, 34) 1200	D	08.55 - 07.60	1192	B	22 kW	1643	95
KARMANN GHIA Coupe (14, 34) 1200	D	08.60 - 07.65	1192	B	25 kW	1643	95
KARMANN GHIA Coupe (14, 34) 1300	AB	07.70 - 07.74	1285	B	32 kW	1642	88
KARMANN GHIA Coupe (14, 34) 1300	AR	07.70 - 07.74	1285	B	32 kW	1642	94
KARMANN GHIA Coupe (14, 34) 1500	H	01.66 - 12.69	1493	B	32 kW	1686	326
KARMANN GHIA Coupe (14, 34) 1600	AD	01.70 - 12.73	1584	B	37 kW	1688	337
KARMANN GHIA Coupe (14, 34) 1600	AD	07.71 - 07.74	1584	B	35 kW	1688	337
KARMANN GHIA Coupe (14, 34) 1600	AS	01.70 - 12.73	1584	B	37 kW	1688	340
LOAD UP (121, 122, BL1, BL2) 1.0 BlueMotion	CHYB	05.16 - 11.19	999	B	55 kW	1627	13
LOAD UP (121, 122, BL1, BL2) 1.0 EcoFuel	CPGA	12.14 - 08.20	999	B/G	50 kW	1628	20
LOAD UP (121, 122, BL1, BL2) 1.0 TSi BlueMotion	CHZA	05.16 - 09.18	999	B	66 kW	1628	15
LOAD UP (121, 122, BL1, BL2) 1.0	CHYA	12.14 - 11.19	999	B	44 kW	1627	13
LOAD UP (121, 122, BL1, BL2) 1.0	DAFA	12.14 - 11.19	999	B	44 kW	1628	14
LOGUS (5X1) 1.6	UVC	10.94 - 12.96	1595	B	56 kW	1669	234
LOGUS (5X1) 1.8	RM	12.92 - 05.94	1781	B	70 kW	1677	277
LOGUS (5X1) 2.0 Álcool	UUA	10.94 - 12.96	1984	E	92 kW	1684	317
LOGUS (5X1) 2.0 Álcool	UUA	01.94 - 09.94	1984	E	91 kW	1684	317
LOGUS (5X1) 2.0	ULA	01.94 - 09.94	1984	B	89 kW	1684	317
LOGUS (5X1) 2.0	URD	10.94 - 12.96	1984	B	90 kW	1684	317
LT 28-35 I Bus (281-363) 2.0	CH	04.75 - 09.83	1984	B	55 kW	1689	343
LT 28-35 I Bus (281-363) 2.4 D	1S	08.89 - 06.96	2383	D	51 kW	1637	64
LT 28-35 I Bus (281-363) 2.4 D	ACT	08.89 - 06.96	2383	D	51 kW	1637	64
LT 28-35 I Bus (281-363) 2.4 D	CP	01.79 - 07.92	2383	D	55 kW	1639	77
LT 28-35 I Bus (281-363) 2.4 D	DW	01.79 - 07.92	2383	D	55 kW	1640	80
LT 28-35 I Bus (281-363) 2.4 TD	1G	08.89 - 08.92	2384	D	68 kW	1637	60
LT 28-35 I Bus (281-363) 2.4 TD	ACL	09.92 - 06.96	2384	D	70 kW	1637	63
LT 28-35 I Bus (281-363) 2.4 TD	DV	12.82 - 07.89	2384	D	75 kW	1640	79
LT 28-35 I Bus (281-363) 2.4 i	1E	08.89 - 06.96	2383	B	69 kW	1636	59
LT 28-35 I Bus (281-363) 2.4	1E	08.88 - 12.95	2383	B	70 kW	1636	59
LT 28-35 I Bus (281-363) 2.4	DL	12.82 - 07.92	2384	B	66 kW	1641	82
LT 28-35 I Kasten (281-363) 2.0	CH	04.75 - 09.83	1984	B	55 kW	1689	343

			<b>ccm</b>		<b>kw</b>		<b>1 POS</b>
LT 28-35 I Kasten (281-363) 2.4 D	1S	07.90 - 05.96	2383	D	51 kW	1637	64
LT 28-35 I Kasten (281-363) 2.4 D	ACT	07.90 - 05.96	2383	D	51 kW	1637	64
LT 28-35 I Kasten (281-363) 2.4 D	CP	01.79 - 07.92	2383	D	55 kW	1639	77
LT 28-35 I Kasten (281-363) 2.4 D	DW	01.79 - 07.92	2383	D	55 kW	1640	80
LT 28-35 I Kasten (281-363) 2.4 D	DW	12.82 - 07.92	2383	D	57 kW	1640	80
LT 28-35 I Kasten (281-363) 2.4 TD Syncro	ACL	08.92 - 04.96	2384	D	70 kW	1637	63
LT 28-35 I Kasten (281-363) 2.4 TD	1G	08.88 - 08.92	2384	D	68 kW	1637	60
LT 28-35 I Kasten (281-363) 2.4 TD	ACL	06.92 - 05.96	2384	D	70 kW	1637	63
LT 28-35 I Kasten (281-363) 2.4 TD	DV	02.86 - 08.92	2384	D	75 kW	1640	79
LT 28-35 I Kasten (281-363) 2.4 i	1E	08.89 - 06.96	2383	B	69 kW	1636	59
LT 28-35 I Kasten (281-363) 2.4	DL	12.82 - 07.92	2384	B	66 kW	1641	82
LT 28-35 I Pritsche/Fahrgestell (281-363) 2.0	CH	04.75 - 09.83	1984	B	55 kW	1689	343
LT 28-35 I Pritsche/Fahrgestell (281-363) 2.4 D Syncro	1S	08.91 - 07.92	2383	D	51 kW	1637	64
LT 28-35 I Pritsche/Fahrgestell (281-363) 2.4 D Syncro	DW	08.91 - 07.92	2383	D	55 kW	1640	80
LT 28-35 I Pritsche/Fahrgestell (281-363) 2.4 D	1S	08.90 - 06.96	2383	D	51 kW	1637	64
LT 28-35 I Pritsche/Fahrgestell (281-363) 2.4 D	ACT	08.90 - 06.96	2383	D	51 kW	1637	64
LT 28-35 I Pritsche/Fahrgestell (281-363) 2.4 D	CP	12.78 - 02.91	2383	D	55 kW	1639	77
LT 28-35 I Pritsche/Fahrgestell (281-363) 2.4 D	DW	12.78 - 02.91	2383	D	55 kW	1640	80
LT 28-35 I Pritsche/Fahrgestell (281-363) 2.4 D	DW	12.82 - 07.92	2383	D	57 kW	1640	80
LT 28-35 I Pritsche/Fahrgestell (281-363) 2.4 Syncro	1E	08.92 - 07.94	2383	B	70 kW	1636	59
LT 28-35 I Pritsche/Fahrgestell (281-363) 2.4 Syncro	DL	08.91 - 07.92	2384	B	66 kW	1641	82
LT 28-35 I Pritsche/Fahrgestell (281-363) 2.4 TD Syncro	1G	08.91 - 07.92	2384	D	68 kW	1637	60
LT 28-35 I Pritsche/Fahrgestell (281-363) 2.4 TD Syncro	ACL	08.92 - 04.96	2384	D	70 kW	1637	63
LT 28-35 I Pritsche/Fahrgestell (281-363) 2.4 TD Syncro	DV	08.91 - 07.92	2384	D	75 kW	1640	79
LT 28-35 I Pritsche/Fahrgestell (281-363) 2.4 TD	1G	08.90 - 08.92	2384	D	68 kW	1637	60
LT 28-35 I Pritsche/Fahrgestell (281-363) 2.4 TD	ACL	08.92 - 06.96	2384	D	70 kW	1637	63
LT 28-35 I Pritsche/Fahrgestell (281-363) 2.4 TD	DV	12.82 - 09.93	2384	D	75 kW	1640	79
LT 28-35 I Pritsche/Fahrgestell (281-363) 2.4 i	1E	03.94 - 06.96	2383	B	69 kW	1636	59
LT 28-35 I Pritsche/Fahrgestell (281-363) 2.4	1E	08.88 - 04.96	2383	B	70 kW	1636	59
LT 28-35 I Pritsche/Fahrgestell (281-363) 2.4	DL	12.82 - 07.92	2384	B	66 kW	1641	82
LT 28-35 II Bus (2DB, 2DE, 2DK) 2.3	AGL	05.96 - 07.06	2295	B	105 kW	1689	347
LT 28-35 II Bus (2DB, 2DE, 2DK) 2.5 SDI	AGX	07.96 - 07.06	2461	D	55 kW	1665	207
LT 28-35 II Bus (2DB, 2DE, 2DK) 2.5 TDI	AHD	05.96 - 08.99	2461	D	75 kW	1665	207
LT 28-35 II Bus (2DB, 2DE, 2DK) 2.5 TDI	ANJ	05.99 - 07.06	2461	D	80 kW	1665	207
LT 28-35 II Bus (2DB, 2DE, 2DK) 2.5 TDI	APA	05.99 - 07.06	2461	D	66 kW	1665	207
LT 28-35 II Bus (2DB, 2DE, 2DK) 2.5 TDI	AVR	05.99 - 07.06	2461	D	80 kW	1665	207
LT 28-35 II Bus (2DB, 2DE, 2DK) 2.5 TDI	BBE	05.01 - 07.06	2461	D	61 kW	1665	207
LT 28-35 II Bus (2DB, 2DE, 2DK) 2.5 TDI	BBF	05.01 - 07.06	2461	D	70 kW	1665	207
LT 28-35 II Bus (2DB, 2DE, 2DK) 2.8 TDI	AGK	07.97 - 05.03	2799	D	92 kW	1690	349
LT 28-35 II Bus (2DB, 2DE, 2DK) 2.8 TDI	ATA	01.99 - 01.02	2799	D	96 kW	1690	349
LT 28-35 II Bus (2DB, 2DE, 2DK) 2.8 TDI	AUH	05.01 - 06.06	2799	D	116 kW	1690	349
LT 28-35 II Bus (2DB, 2DE, 2DK) 2.8 TDI	BCQ	05.01 - 06.06	2799	D	116 kW	1690	349
LT 28-46 II Kasten (2DA, 2DD, 2DH) 2.3	AGL	05.96 - 07.06	2295	B	105 kW	1689	347
LT 28-46 II Kasten (2DA, 2DD, 2DH) 2.5 SDI	AGX	09.96 - 07.06	2461	D	55 kW	1665	207
LT 28-46 II Kasten (2DA, 2DD, 2DH) 2.5 TDI	AHD	05.96 - 08.99	2461	D	75 kW	1665	207
LT 28-46 II Kasten (2DA, 2DD, 2DH) 2.5 TDI	ANJ	05.99 - 07.06	2461	D	80 kW	1665	207
LT 28-46 II Kasten (2DA, 2DD, 2DH) 2.5 TDI	APA	05.99 - 07.06	2461	D	66 kW	1665	207
LT 28-46 II Kasten (2DA, 2DD, 2DH) 2.5 TDI	AVR	05.99 - 07.06	2461	D	80 kW	1665	207
LT 28-46 II Kasten (2DA, 2DD, 2DH) 2.5 TDI	BBE	05.01 - 07.06	2461	D	61 kW	1665	207
LT 28-46 II Kasten (2DA, 2DD, 2DH) 2.5 TDI	BBF	05.01 - 07.06	2461	D	70 kW	1665	207
LT 28-46 II Kasten (2DA, 2DD, 2DH) 2.8 TDI	AGK	07.97 - 01.02	2799	D	92 kW	1690	349
LT 28-46 II Kasten (2DA, 2DD, 2DH) 2.8 TDI	ATA	01.99 - 07.06	2799	D	96 kW	1690	349
LT 28-46 II Kasten (2DA, 2DD, 2DH) 2.8 TDI	AUH	04.02 - 07.06	2799	D	116 kW	1690	349
LT 28-46 II Kasten (2DA, 2DD, 2DH) 2.8 TDI	BCQ	04.02 - 07.06	2799	D	116 kW	1690	349
LT 28-46 II Pritsche/Fahrgestell (2DC, 2DF, 2DG, 2DL, 2DM) 2.3	AGL	06.96 - 07.06	2295	B	105 kW	1689	347
LT 28-46 II Pritsche/Fahrgestell (2DC, 2DF, 2DG, 2DL, 2DM) 2.5 SDI	AGX	09.96 - 07.06	2461	D	55 kW	1665	207
LT 28-46 II Pritsche/Fahrgestell (2DC, 2DF, 2DG, 2DL, 2DM) 2.5 TDI	AHD	06.96 - 08.99	2461	D	75 kW	1665	207
LT 28-46 II Pritsche/Fahrgestell (2DC, 2DF, 2DG, 2DL, 2DM) 2.5 TDI	ANJ	05.99 - 07.06	2461	D	80 kW	1665	207
LT 28-46 II Pritsche/Fahrgestell (2DC, 2DF, 2DG, 2DL, 2DM) 2.5 TDI	APA	05.99 - 07.06	2461	D	66 kW	1665	207
LT 28-46 II Pritsche/Fahrgestell (2DC, 2DF, 2DG, 2DL, 2DM) 2.5 TDI	AVR	05.99 - 07.06	2461	D	80 kW	1665	207
LT 28-46 II Pritsche/Fahrgestell (2DC, 2DF, 2DG, 2DL, 2DM) 2.5 TDI	BBE	05.01 - 07.06	2461	D	61 kW	1665	207
LT 28-46 II Pritsche/Fahrgestell (2DC, 2DF, 2DG, 2DL, 2DM) 2.5 TDI	BBF	05.01 - 07.06	2461	D	70 kW	1665	207















							
LT 28-46 II Pritsche/Fahrgestell (2DC, 2DF, 2DG, 2DL, 2DM) 2.8 TDI	AGK	07.97 - 01.02	2799	D	92 kW	1690	349
LT 28-46 II Pritsche/Fahrgestell (2DC, 2DF, 2DG, 2DL, 2DM) 2.8 TDI	ATA	01.99 - 07.06	2799	D	96 kW	1690	349
LT 28-46 II Pritsche/Fahrgestell (2DC, 2DF, 2DG, 2DL, 2DM) 2.8 TDI	AUH	04.02 - 07.06	2799	D	116 kW	1690	349
LT 28-46 II Pritsche/Fahrgestell (2DC, 2DF, 2DG, 2DL, 2DM) 2.8 TDI	BCQ	04.02 - 07.06	2799	D	116 kW	1690	349
LT 40-55 I Kasten (291-512) 2.0	CH	04.75 - 09.83	1984	B	55 kW	1689	343
LT 40-55 I Kasten (291-512) 2.4 4WD	DL	12.82 - 07.92	2384	B	66 kW	1641	82
LT 40-55 I Kasten (291-512) 2.4 D 4WD	DW	01.79 - 03.86	2383	D	55 kW	1640	80
LT 40-55 I Kasten (291-512) 2.4 D	1S	07.90 - 05.96	2383	D	51 kW	1637	64
LT 40-55 I Kasten (291-512) 2.4 D	ACT	07.90 - 05.96	2383	D	51 kW	1637	64
LT 40-55 I Kasten (291-512) 2.4 D	CP	01.79 - 07.92	2383	D	55 kW	1639	77
LT 40-55 I Kasten (291-512) 2.4 D	DW	01.79 - 07.92	2383	D	55 kW	1640	80
LT 40-55 I Kasten (291-512) 2.4 D	DW	12.82 - 07.92	2383	D	57 kW	1640	80
LT 40-55 I Kasten (291-512) 2.4 TD 4WD	DV	08.78 - 07.92	2384	D	75 kW	1640	79
LT 40-55 I Kasten (291-512) 2.4 TD Syncro	ACL	08.92 - 04.96	2384	D	70 kW	1637	63
LT 40-55 I Kasten (291-512) 2.4 TD	1G	08.88 - 08.92	2384	D	68 kW	1637	60
LT 40-55 I Kasten (291-512) 2.4 TD	ACL	06.92 - 05.96	2384	D	70 kW	1637	63
LT 40-55 I Kasten (291-512) 2.4 TD	DV	02.86 - 08.92	2384	D	75 kW	1640	79
LT 40-55 I Kasten (291-512) 2.4 i	1E	01.93 - 06.96	2383	B	69 kW	1636	59
LT 40-55 I Kasten (291-512) 2.4	DL	12.82 - 07.92	2384	B	66 kW	1641	82
LT 40-55 I Pritsche/Fahrgestell (293-909) 2.0	CH	04.75 - 09.83	1984	B	55 kW	1689	343
LT 40-55 I Pritsche/Fahrgestell (293-909) 2.4 D	1S	08.90 - 06.96	2383	D	51 kW	1637	64
LT 40-55 I Pritsche/Fahrgestell (293-909) 2.4 D	ACT	08.90 - 06.96	2383	D	51 kW	1637	64
LT 40-55 I Pritsche/Fahrgestell (293-909) 2.4 D	CP	12.78 - 02.91	2383	D	55 kW	1639	77
LT 40-55 I Pritsche/Fahrgestell (293-909) 2.4 D	DW	12.78 - 02.91	2383	D	55 kW	1640	80
LT 40-55 I Pritsche/Fahrgestell (293-909) 2.4 D	DW	12.82 - 07.92	2383	D	57 kW	1640	80
LT 40-55 I Pritsche/Fahrgestell (293-909) 2.4 Syncro	DL	12.82 - 07.89	2384	B	66 kW	1641	82
LT 40-55 I Pritsche/Fahrgestell (293-909) 2.4 TD Syncro	1G	08.91 - 07.92	2384	D	68 kW	1637	60
LT 40-55 I Pritsche/Fahrgestell (293-909) 2.4 TD Syncro	ACL	08.92 - 04.96	2384	D	70 kW	1637	63
LT 40-55 I Pritsche/Fahrgestell (293-909) 2.4 TD Syncro	DV	08.91 - 07.92	2384	D	75 kW	1640	79
LT 40-55 I Pritsche/Fahrgestell (293-909) 2.4 TD	1G	08.88 - 07.91	2384	D	68 kW	1637	60
LT 40-55 I Pritsche/Fahrgestell (293-909) 2.4 TD	ACL	08.92 - 06.96	2384	D	70 kW	1637	63
LT 40-55 I Pritsche/Fahrgestell (293-909) 2.4 TD	DV	12.82 - 09.93	2384	D	75 kW	1640	79
LT 40-55 I Pritsche/Fahrgestell (293-909) 2.4 i	1E	03.94 - 06.96	2383	B	69 kW	1636	59
LT 40-55 I Pritsche/Fahrgestell (293-909) 2.4	1E	08.88 - 07.89	2383	B	70 kW	1636	59
LT 40-55 I Pritsche/Fahrgestell (293-909) 2.4	DL	08.85 - 07.89	2384	B	66 kW	1641	82
LUPO I (6X1, 6E1) 1.0	AER	09.98 - 07.05	999	B	37 kW	1626	2
LUPO I (6X1, 6E1) 1.0	AHT	10.98 - 05.00	997	B	37 kW	1627	9
LUPO I (6X1, 6E1) 1.0	ALD	09.98 - 07.05	999	B	37 kW	1626	3
LUPO I (6X1, 6E1) 1.0	ALL	09.98 - 07.05	999	B	37 kW	1626	2
LUPO I (6X1, 6E1) 1.0	ANV	09.98 - 07.05	999	B	37 kW	1626	3
LUPO I (6X1, 6E1) 1.0	AUC	09.98 - 07.05	999	B	37 kW	1626	3
LUPO I (6X1, 6E1) 1.2 TDI 3L	ANY	07.99 - 07.05	1191	D	45 kW	1633	42
LUPO I (6X1, 6E1) 1.2 TDI 3L	AYZ	07.99 - 07.05	1191	D	45 kW	1638	68
LUPO I (6X1, 6E1) 1.4 16V	AFK	08.99 - 07.05	1390	B	74 kW	1638	67
LUPO I (6X1, 6E1) 1.4 16V	AHW	09.98 - 07.05	1390	B	55 kW	1638	67
LUPO I (6X1, 6E1) 1.4 16V	AKQ	09.98 - 07.05	1390	B	55 kW	1638	67
LUPO I (6X1, 6E1) 1.4 16V	ANM	08.99 - 07.05	1390	B	74 kW	1638	67
LUPO I (6X1, 6E1) 1.4 16V	APE	09.98 - 07.05	1390	B	55 kW	1638	67
LUPO I (6X1, 6E1) 1.4 16V	AQQ	08.99 - 07.05	1390	B	74 kW	1638	67
LUPO I (6X1, 6E1) 1.4 16V	AUA	09.98 - 07.05	1390	B	55 kW	1638	67
LUPO I (6X1, 6E1) 1.4 16V	AUB	08.99 - 07.05	1390	B	74 kW	1638	67
LUPO I (6X1, 6E1) 1.4 16V	BBY	09.98 - 07.05	1390	B	55 kW	1638	67
LUPO I (6X1, 6E1) 1.4 FSI	ARR	02.01 - 07.05	1390	B	77 kW	1638	67
LUPO I (6X1, 6E1) 1.4 TDI	AMF	01.99 - 07.05	1422	D	55 kW	1645	106
LUPO I (6X1, 6E1) 1.4	AUD	10.00 - 07.05	1390	B	44 kW	1636	54
LUPO I (6X1, 6E1) 1.6 GTI	AVY	09.00 - 07.05	1598	B	92 kW	1638	67
LUPO I (6X1, 6E1) 1.7 SDI	AKU	09.98 - 07.05	1716	D	44 kW	1650	135
LUPO II (5Z1) 1.6	BLH	01.04 - 12.09	1598	B	74 kW	1639	72
MULTISPORTER TIVAN V (7HM, 7HN, 7HF, 7EF, 7EM, 7EN) 1.9 TDI	AXB	04.03 - 11.09	1896	D	77 kW	1651	138
NEW BEETLE (9C1, 1C1) 1.4	BCA	11.01 - 09.10	1390	B	55 kW	1638	67
NEW BEETLE (9C1, 1C1) 1.6	AWH	10.99 - 09.00	1595	B	74 kW	1668	224
NEW BEETLE (9C1, 1C1) 1.6	AYD	06.00 - 09.10	1595	B	75 kW	1668	228



			<b>ccm</b>		<b>kw</b>		<b>1 POS</b>
NEW BEETLE (9C1, 1C1) 1.6	BFS	06.00 - 09.10	1595	B	75 kW	1662	190
NEW BEETLE (9C1, 1C1) 1.8 T	AGU	10.99 - 09.10	1781	B	110 kW	1668	225
NEW BEETLE (9C1, 1C1) 1.8 T	APH	10.99 - 09.10	1781	B	110 kW	1668	225
NEW BEETLE (9C1, 1C1) 1.8 T	AVC	10.99 - 09.10	1781	B	110 kW	1668	225
NEW BEETLE (9C1, 1C1) 1.8 T	AWP	11.01 - 06.05	1781	B	132 kW	1668	225
NEW BEETLE (9C1, 1C1) 1.8 T	AWU	10.99 - 09.10	1781	B	110 kW	1668	225
NEW BEETLE (9C1, 1C1) 1.8 T	AWV	10.99 - 09.10	1781	B	110 kW	1668	225
NEW BEETLE (9C1, 1C1) 1.8 T	BKF	10.99 - 09.10	1781	B	110 kW	1668	225
NEW BEETLE (9C1, 1C1) 1.8 T	BNU	11.01 - 06.05	1781	B	132 kW	1668	225
NEW BEETLE (9C1, 1C1) 1.9 TDI	ALH	01.98 - 12.05	1896	D	66 kW	1645	105
NEW BEETLE (9C1, 1C1) 1.9 TDI	ATD	02.01 - 09.10	1896	D	74 kW	1647	117
NEW BEETLE (9C1, 1C1) 1.9 TDI	AXR	02.01 - 09.10	1896	D	74 kW	1647	118
NEW BEETLE (9C1, 1C1) 1.9 TDI	BEW	02.01 - 09.10	1896	D	74 kW	1651	140
NEW BEETLE (9C1, 1C1) 1.9 TDI	BSW	07.05 - 09.10	1896	D	77 kW	1648	124
NEW BEETLE (9C1, 1C1) 2.0	AEG	01.98 - 09.10	1984	B	85 kW	1681	298
NEW BEETLE (9C1, 1C1) 2.0	APK	01.98 - 09.10	1984	B	85 kW	1681	298
NEW BEETLE (9C1, 1C1) 2.0	AQY	01.98 - 09.10	1984	B	85 kW	1681	298
NEW BEETLE (9C1, 1C1) 2.0	AVH	01.98 - 09.10	1984	B	85 kW	1681	298
NEW BEETLE (9C1, 1C1) 2.0	AZG	01.98 - 09.10	1984	B	85 kW	1681	298
NEW BEETLE (9C1, 1C1) 2.0	AZJ	01.98 - 09.10	1984	B	85 kW	1681	298
NEW BEETLE (9C1, 1C1) 2.0	BEJ	01.98 - 09.10	1984	B	85 kW	1682	301
NEW BEETLE (9C1, 1C1) 2.0	BEJ	01.98 - 09.10	1984	B	85 kW	1682	301
NEW BEETLE (9C1, 1C1) 2.0	BER	01.98 - 09.10	1984	B	85 kW	1682	301
NEW BEETLE (9C1, 1C1) 2.0	BEV	01.98 - 09.10	1984	B	85 kW	1682	301
NEW BEETLE (9C1, 1C1) 2.0	BHP	01.98 - 09.10	1984	B	85 kW	1682	301
NEW BEETLE (9C1, 1C1) 2.0	BHP	01.98 - 09.10	1984	B	85 kW	1682	301
NEW BEETLE (9C1, 1C1) 2.0	CBPA	01.98 - 09.10	1984	B	85 kW	1681	298
NEW BEETLE (9C1, 1C1) 2.0	CBPA	01.98 - 09.10	1984	B	85 kW	1681	298
NEW BEETLE (9C1, 1C1) 2.3 V5	AQN	10.00 - 09.10	2324	B	125 kW	1661	188
NEW BEETLE (9C1, 1C1) 2.5	BPR	07.05 - 11.10	2480	B	110 kW	1682	302
NEW BEETLE (9C1, 1C1) 2.5	BPS	07.05 - 11.10	2480	B	110 kW	1682	302
NEW BEETLE (9C1, 1C1) 3.2 RSI 4motion (1C9)	AXJ	04.00 - 05.01	3189	B	165 kW	1686	330
NEW BEETLE Cabriolet (1Y7) 1.4	BCA	01.03 - 09.10	1390	B	55 kW	1638	67
NEW BEETLE Cabriolet (1Y7) 1.6	BFS	01.03 - 09.10	1595	B	75 kW	1662	190
NEW BEETLE Cabriolet (1Y7) 1.8 T	AWU	01.03 - 09.10	1781	B	110 kW	1668	225
NEW BEETLE Cabriolet (1Y7) 1.8 T	AWV	01.03 - 09.10	1781	B	110 kW	1668	225
NEW BEETLE Cabriolet (1Y7) 1.8 T	BKF	01.03 - 09.10	1781	B	110 kW	1668	225
NEW BEETLE Cabriolet (1Y7) 1.9 TDI	ALH	09.02 - 06.04	1896	D	66 kW	1645	105
NEW BEETLE Cabriolet (1Y7) 1.9 TDI	AXR	06.03 - 09.10	1896	D	74 kW	1647	118
NEW BEETLE Cabriolet (1Y7) 1.9 TDI	BEW	06.03 - 09.10	1896	D	74 kW	1651	140
NEW BEETLE Cabriolet (1Y7) 1.9 TDI	BSW	07.05 - 09.10	1896	D	77 kW	1648	124
NEW BEETLE Cabriolet (1Y7) 2.0	AQY	09.02 - 12.11	1984	B	85 kW	1681	298
NEW BEETLE Cabriolet (1Y7) 2.0	AZJ	09.02 - 12.11	1984	B	85 kW	1681	298
NEW BEETLE Cabriolet (1Y7) 2.0	BDC	09.02 - 12.11	1984	B	85 kW	1682	301
NEW BEETLE Cabriolet (1Y7) 2.0	BEV	09.02 - 12.11	1984	B	85 kW	1682	301
NEW BEETLE Cabriolet (1Y7) 2.0	BGD	09.02 - 12.11	1984	B	85 kW	1682	301
NEW BEETLE Cabriolet (1Y7) 2.5	BPR	07.05 - 10.10	2480	B	110 kW	1682	302
NEW BEETLE Cabriolet (1Y7) 2.5	BPS	07.05 - 10.10	2480	B	110 kW	1682	302
PARATI I Variant 1.6	FS	12.82 - 12.95	1588	B	53 kW	1654	157
PARATI I Variant 1.6	UZ	11.89 - 08.93	1555	B	54 kW	1642	89
PARATI I Variant 1.8 Álcool	UE	09.88 - 12.95	1781	E	75 kW	1658	176
PARATI I Variant 1.8	RM	08.91 - 07.94	1781	B	64 kW	1677	277
PARATI I Variant 1.8	RM	11.89 - 12.95	1781	B	72 kW	1677	277
PARATI I Variant Álcool	UP	06.93 - 12.95	1595	E	60 kW	1665	205
PARATI II Variant 1.0	AZP	08.97 - 09.03	999	B	51 kW	1626	4
PARATI II Variant 1.6 Mi	UNF	05.96 - 05.02	1595	B	68 kW	1669	234
PARATI II Variant 1.6 Álcool	UPD	01.97 - 08.05	1595	E	73 kW	1669	234
PARATI II Variant 1.6	AFX	08.95 - 07.99	1595	B	74 kW	1666	214
PARATI II Variant 1.6	UNC	08.95 - 08.96	1595	B	53 kW	1678	279
PARATI II Variant 1.6	UNF	10.96 - 07.99	1595	B	65 kW	1669	234
PARATI II Variant 1.8 Álcool	UED	08.95 - 07.99	1781	E	75 kW	1658	176
PARATI II Variant 1.8	UDB	08.95 - 07.99	1781	B	72 kW	1677	278









							
PARATI II Variant 1.8	UDH	08.95 - 07.99	1781	B	72 kW	1677	278
PARATI II Variant 2.0 Gti	112	10.96 - 07.00	1984	B	107 kW	1679	287
PARATI II Variant 2.0	UQG	10.96 - 07.99	1984	B	90 kW	1682	304
PARATI III Variant (5X5) 1.0	ASW	06.00	999	B	82 kW	1626	4
PARATI III Variant (5X5) 1.0	AZP	08.02	999	B	56 kW	1626	4
PARATI III Variant (5X5) 1.6 Flex	BJF	05.03 - 03.06	1595	B/E	71 kW	1669	234
PARATI III Variant (5X5) 1.6 Flex	BWX	05.03 - 03.06	1595	B/E	71 kW	1669	234
PARATI III Variant (5X5) 1.6 Álcool	UPD	08.99 - 08.05	1595	E	73 kW	1669	234
PARATI III Variant (5X5) 1.6	BJF	05.99	1595	B	67 kW	1669	234
PARATI III Variant (5X5) 1.6	UNF	07.03 - 07.05	1595	B	68 kW	1669	234
PARATI III Variant (5X5) 1.6	UNF	08.99 - 08.05	1595	B	65 kW	1669	234
PARATI III Variant (5X5) 1.8 Total Flex	BNY	02.05 - 12.08	1781	B/E	78 kW	1669	234
PARATI III Variant (5X5) 1.8	UDB	08.99 - 08.05	1781	B	72 kW	1677	278
PARATI III Variant (5X5) 1.8	UDH	05.99	1781	B	73 kW	1677	278
PARATI III Variant (5X5) 1.8	UDH	08.99 - 08.05	1781	B	72 kW	1677	278
PARATI III Variant (5X5) 1.9 D	1Y	08.02	1896	D	47 kW	1643	98
PARATI III Variant (5X5) 1.9 D	BGG	08.02	1896	D	47 kW	1651	141
PARATI III Variant (5X5) 2.0	UQG	07.03	1984	B	82 kW	1682	304
PARATI III Variant (5X5) 2.0	UQG	08.99 - 08.05	1984	B	90 kW	1682	304
PARATI IV Variant (5W5) 1.4	CNBA	12.10	1390	B	61 kW	1639	72
PARATI IV Variant (5W5) 1.6 Track Field Flex	BJF	04.06 - 10.12	1595	B/E	71 kW	1669	234
PARATI IV Variant (5W5) 1.6 Track Field Flex	BWX	04.06 - 10.12	1595	B/E	71 kW	1669	234
PASSAT ALLTRACK B7 (365) 1.8 TSI	CDAA	01.12 - 12.14	1798	B	118 kW	1678	282
PASSAT ALLTRACK B7 (365) 1.8 TSI	CDAB	01.12 - 12.14	1798	B	112 kW	1683	310
PASSAT ALLTRACK B7 (365) 2.0 TDI 4motion	CFFB	01.12 - 12.14	1968	D	103 kW	1662	191
PASSAT ALLTRACK B7 (365) 2.0 TDI 4motion	CFGB	01.12 - 12.14	1968	D	125 kW	1662	191
PASSAT ALLTRACK B7 (365) 2.0 TDI 4motion	CFGC	01.13 - 12.14	1968	D	130 kW	1662	191
PASSAT ALLTRACK B7 (365) 2.0 TDI	CFFB	01.12 - 12.14	1968	D	103 kW	1662	191
PASSAT ALLTRACK B7 (365) 2.0 TSI 4motion	CCZB	01.12 - 12.14	1984	B	155 kW	1683	307
PASSAT ALLTRACK B8 Variant (3G5, CB5) 1.4 TSI 4motion	CZEA	05.15	1395	B	110 kW	1628	15
PASSAT ALLTRACK B8 Variant (3G5, CB5) 2.0 TDI 4motion	CRLB	05.15 - 11.17	1968	D	110 kW	1672	250
PASSAT ALLTRACK B8 Variant (3G5, CB5) 2.0 TDI 4motion	CUAA	05.15	1968	D	176 kW	1672	253
PASSAT ALLTRACK B8 Variant (3G5, CB5) 2.0 TDI 4motion	CUPA	07.15	1968	D	135 kW	1673	259
PASSAT ALLTRACK B8 Variant (3G5, CB5) 2.0 TDI 4motion	DDAA	05.15	1968	D	140 kW	1673	258
PASSAT ALLTRACK B8 Variant (3G5, CB5) 2.0 TDI 4motion	DFCA	05.15	1968	D	140 kW	1672	251
PASSAT ALLTRACK B8 Variant (3G5, CB5) 2.0 TDI 4motion	DFEA	05.15 - 11.17	1968	D	110 kW	1672	251
PASSAT ALLTRACK B8 Variant (3G5, CB5) 2.0 TDI 4motion	DFGA	05.15 - 11.17	1968	D	110 kW	1672	250
PASSAT ALLTRACK B8 Variant (3G5, CB5) 2.0 TDI 4motion	DFGA	05.15 - 11.17	1968	D	110 kW	1672	250
PASSAT ALLTRACK B8 Variant (3G5, CB5) 2.0 TDI 4motion	DFHA	05.15	1968	D	140 kW	1672	250
PASSAT ALLTRACK B8 Variant (3G5, CB5) 2.0 TSI 4motion	CHHB	07.15	1984	B	162 kW	1684	311
PASSAT ALLTRACK B8 Variant (3G5, CB5) 2.0 TSI 4motion	CJXA	11.18	1984	B	206 kW	1679	285
PASSAT ALLTRACK B8 Variant (3G5, CB5) 2.0 TSI 4motion	DNFE	11.18	1984	B	206 kW	1684	316
PASSAT ALLTRACK B8 Variant (3G5, CB5) 2.0 TSI 4motion	DNUA	08.18	1984	B	200 kW	1679	285
PASSAT B1 (32) 1.3	FY	05.73 - 07.80	1272	B	40 kW	1632	36
PASSAT B1 (32) 1.3	FZ	01.78 - 07.80	1272	B	44 kW	1632	36
PASSAT B1 (32) 1.3	ZA	05.73 - 01.78	1297	B	40 kW	1633	41
PASSAT B1 (32) 1.3	ZF	05.73 - 01.78	1297	B	44 kW	1633	41
PASSAT B1 (32) 1.5 D	CK	08.77 - 07.80	1471	D	37 kW	1639	74
PASSAT B1 (32) 1.5	XS	08.74 - 08.75	1471	B	57 kW	1641	87
PASSAT B1 (32) 1.5	YJ	07.73 - 12.75	1471	B	55 kW	1635	49
PASSAT B1 (32) 1.5	ZB	07.73 - 12.75	1471	B	55 kW	1635	49
PASSAT B1 (32) 1.5	ZC	05.73 - 12.75	1471	B	63 kW	1635	49
PASSAT B1 (32) 1.6 D	CR	09.80 - 07.81	1588	D	40 kW	1634	44
PASSAT B1 (32) 1.6 GLI	YS	08.77 - 07.80	1588	B	81 kW	1653	156
PASSAT B1 (32) 1.6	FS	08.75 - 07.80	1588	B	53 kW	1654	157
PASSAT B1 (32) 1.6	WY	08.79 - 07.80	1588	B	55 kW	1654	157
PASSAT B1 (32) 1.6	WZ	08.79 - 07.80	1588	B	55 kW	1654	157
PASSAT B1 (32) 1.6	YG	08.75 - 11.80	1588	B	61 kW	1654	157
PASSAT B1 (32) 1.6	YH	08.75 - 11.80	1588	B	61 kW	1654	157
PASSAT B1 (32) 1.6	YK	08.75 - 11.80	1588	B	61 kW	1654	157
PASSAT B1 (32) 1.6	YP	08.75 - 07.80	1588	B	63 kW	1653	155
PASSAT B1 Stufenheck (32) 1.5 D	CK	10.79 - 12.82	1471	D	37 kW	1639	74

			<b>ccm</b>		<b>kw</b>		<b>1 POS</b>
PASSAT B1 Stufenheck (32) 1.5 Álcool	BI	11.79 - 07.82	1471	E	57 kW	1641	87
PASSAT B1 Stufenheck (32) 1.5	BR	07.74 - 07.82	1471	B	57 kW	1641	87
PASSAT B1 Stufenheck (32) 1.6	YN	05.73 - 07.77	1588	B	55 kW	1654	157
PASSAT B1 Variant (33) 1.3	FY	05.73 - 07.80	1272	B	40 kW	1632	36
PASSAT B1 Variant (33) 1.3	ZA	05.73 - 01.78	1297	B	40 kW	1633	41
PASSAT B1 Variant (33) 1.3	ZF	10.73 - 01.78	1297	B	44 kW	1633	41
PASSAT B1 Variant (33) 1.5 D	CK	02.77 - 07.80	1471	D	37 kW	1639	74
PASSAT B1 Variant (33) 1.5	XS	09.74 - 12.75	1471	B	57 kW	1641	87
PASSAT B1 Variant (33) 1.5	YJ	10.73 - 08.75	1471	B	55 kW	1635	49
PASSAT B1 Variant (33) 1.5	ZB	10.73 - 08.75	1471	B	55 kW	1635	49
PASSAT B1 Variant (33) 1.5	ZC	10.73 - 12.75	1471	B	63 kW	1635	49
PASSAT B1 Variant (33) 1.6 D	CR	02.79 - 07.80	1588	D	40 kW	1634	44
PASSAT B1 Variant (33) 1.6 i	YS	06.78 - 07.80	1588	B	81 kW	1653	156
PASSAT B1 Variant (33) 1.6	FS	02.76 - 08.79	1588	B	53 kW	1654	157
PASSAT B1 Variant (33) 1.6	YG	08.75 - 11.80	1588	B	61 kW	1654	157
PASSAT B1 Variant (33) 1.6	YH	08.75 - 11.80	1588	B	61 kW	1654	157
PASSAT B1 Variant (33) 1.6	YK	08.75 - 11.80	1588	B	61 kW	1654	157
PASSAT B1 Variant (33) 1.6	YN	02.76 - 07.80	1588	B	55 kW	1654	157
PASSAT B1 Variant (33) 1.6	YP	08.75 - 07.80	1588	B	63 kW	1653	155
PASSAT B2 (32B) 1.3	EP	08.80 - 07.86	1297	B	44 kW	1629	21
PASSAT B2 (32B) 1.3	EU	08.80 - 07.86	1297	B	44 kW	1631	33
PASSAT B2 (32B) 1.3	FY	08.80 - 07.83	1272	B	40 kW	1632	36
PASSAT B2 (32B) 1.3	FZ	08.80 - 07.86	1272	B	44 kW	1632	36
PASSAT B2 (32B) 1.6 D	CR	08.80 - 03.88	1588	D	40 kW	1634	44
PASSAT B2 (32B) 1.6 D	JK	08.80 - 03.88	1588	D	40 kW	1634	46
PASSAT B2 (32B) 1.6 TD	CY	01.82 - 03.88	1588	D	51 kW	1634	45
PASSAT B2 (32B) 1.6 TD	RA	05.86 - 03.88	1588	D	59 kW	1635	47
PASSAT B2 (32B) 1.6	DTA	08.86 - 03.88	1595	B	51 kW	1656	167
PASSAT B2 (32B) 1.6	DT	08.80 - 03.88	1595	B	55 kW	1656	166
PASSAT B2 (32B) 1.6	PP	08.86 - 03.88	1595	B	51 kW	1677	274
PASSAT B2 (32B) 1.6	RL	02.86 - 03.88	1595	B	53 kW	1677	276
PASSAT B2 (32B) 1.6	WV	09.79 - 03.88	1588	B	55 kW	1653	155
PASSAT B2 (32B) 1.6	WY	09.79 - 03.88	1588	B	55 kW	1654	157
PASSAT B2 (32B) 1.6	YN	09.79 - 03.88	1588	B	55 kW	1654	157
PASSAT B2 (32B) 1.6	YP	01.81 - 02.83	1588	B	63 kW	1653	155
PASSAT B2 (32B) 1.7	WT	09.81 - 12.83	1715	B	58 kW	1653	155
PASSAT B2 (32B) 1.8	DS	01.83 - 03.88	1781	B	66 kW	1656	166
PASSAT B2 (32B) 1.8	DZ	12.83 - 03.88	1781	B	82 kW	1656	168
PASSAT B2 (32B) 1.8	JN	01.83 - 03.88	1781	B	66 kW	1660	181
PASSAT B2 (32B) 1.8	JV	01.83 - 03.88	1781	B	66 kW	1676	269
PASSAT B2 (32B) 1.8	RM	05.86 - 03.88	1781	B	64 kW	1677	277
PASSAT B2 (32B) 1.9	WN	01.81 - 07.83	1921	B	85 kW	1653	154
PASSAT B2 (32B) 2.0	HP	08.83 - 03.88	1994	B	85 kW	1657	169
PASSAT B2 (32B) 2.0	JS	08.83 - 03.88	1994	B	85 kW	1657	169
PASSAT B2 (32B) 2.1	WE	01.81 - 12.83	2144	B	85 kW	1654	157
PASSAT B2 (32B) 2.2	KV	01.85 - 03.88	2226	B	100 kW	1658	172
PASSAT B2 (32B) 2.2	KX	08.85 - 03.88	2226	B	85 kW	1658	173
PASSAT B2 (32B) 2.2	KX	08.85 - 12.86	2226	B	82 kW	1658	173
PASSAT B2 (32B) 2.2	WE	09.82 - 12.83	2144	B	79 kW	1654	157
PASSAT B2 Stufenheck (32B) 1.6 D	JK	08.84 - 03.88	1588	D	40 kW	1634	46
PASSAT B2 Stufenheck (32B) 1.6 TD	CY	01.85 - 03.88	1588	D	51 kW	1634	45
PASSAT B2 Stufenheck (32B) 1.6 Álcool	UP	05.82 - 07.88	1595	E	59 kW	1665	205
PASSAT B2 Stufenheck (32B) 1.6	DTA	08.86 - 03.88	1595	B	51 kW	1656	167
PASSAT B2 Stufenheck (32B) 1.6	DT	08.84 - 03.88	1595	B	55 kW	1656	166
PASSAT B2 Stufenheck (32B) 1.6	JU	08.84 - 03.88	1595	B	55 kW	1657	171
PASSAT B2 Stufenheck (32B) 1.6	PP	08.86 - 03.88	1595	B	51 kW	1677	274
PASSAT B2 Stufenheck (32B) 1.6	RL	01.85 - 03.88	1595	B	53 kW	1677	276
PASSAT B2 Stufenheck (32B) 1.6	UC	05.82 - 06.89	1588	B	53 kW	1654	157
PASSAT B2 Stufenheck (32B) 1.6	UM	05.82 - 06.89	1588	B	53 kW	1654	157
PASSAT B2 Stufenheck (32B) 1.8 Álcool	UE	08.84 - 06.89	1781	E	73 kW	1658	176
PASSAT B2 Stufenheck (32B) 1.8	DS	01.85 - 03.88	1781	B	66 kW	1656	166
PASSAT B2 Stufenheck (32B) 1.8	DS	08.84 - 06.89	1781	B	72 kW	1656	166

















PASSAT B2 Stufenheck (32B) 1.8	JN	01.85 - 03.88	1781	B	66 kW	1660	181
PASSAT B2 Stufenheck (32B) 1.8	JN	08.84 - 12.85	1781	B	76 kW	1660	181
PASSAT B2 Stufenheck (32B) 1.8	RM	05.86 - 03.88	1781	B	64 kW	1677	277
PASSAT B2 Stufenheck (32B) 2.0	HP	08.84 - 07.85	1994	B	85 kW	1657	169
PASSAT B2 Stufenheck (32B) 2.0	JS	08.84 - 07.85	1994	B	85 kW	1657	169
PASSAT B2 Stufenheck (32B) 2.2	KX	01.85 - 03.88	2226	B	85 kW	1658	173
PASSAT B2 Stufenheck (32B) 2.2	KX	08.85 - 12.88	2226	B	88 kW	1658	173
PASSAT B2 Variant (33B) 1.3	EP	08.80 - 07.86	1297	B	44 kW	1629	21
PASSAT B2 Variant (33B) 1.3	EU	08.80 - 07.86	1297	B	44 kW	1631	33
PASSAT B2 Variant (33B) 1.3	FY	08.80 - 07.83	1272	B	40 kW	1632	36
PASSAT B2 Variant (33B) 1.3	FZ	08.80 - 07.86	1272	B	44 kW	1632	36
PASSAT B2 Variant (33B) 1.6 D	CR	08.80 - 03.88	1588	D	40 kW	1634	44
PASSAT B2 Variant (33B) 1.6 D	JK	08.80 - 03.88	1588	D	40 kW	1634	46
PASSAT B2 Variant (33B) 1.6 TD	CY	09.81 - 03.88	1588	D	51 kW	1634	45
PASSAT B2 Variant (33B) 1.6	DTA	08.86 - 03.88	1595	B	51 kW	1656	167
PASSAT B2 Variant (33B) 1.6	DT	08.83 - 03.88	1595	B	55 kW	1656	166
PASSAT B2 Variant (33B) 1.6	JU	08.83 - 03.88	1595	B	55 kW	1657	171
PASSAT B2 Variant (33B) 1.6	PP	08.86 - 03.88	1595	B	51 kW	1677	274
PASSAT B2 Variant (33B) 1.6	RL	02.86 - 03.88	1595	B	53 kW	1677	276
PASSAT B2 Variant (33B) 1.6	WV	08.80 - 07.83	1588	B	55 kW	1653	155
PASSAT B2 Variant (33B) 1.6	WY	08.80 - 07.83	1588	B	55 kW	1654	157
PASSAT B2 Variant (33B) 1.6	YN	08.80 - 07.83	1588	B	55 kW	1654	157
PASSAT B2 Variant (33B) 1.6	YP	01.81 - 02.83	1588	B	63 kW	1653	155
PASSAT B2 Variant (33B) 1.7	WT	09.81 - 12.83	1715	B	58 kW	1653	155
PASSAT B2 Variant (33B) 1.8 Syncro	DS	01.86 - 03.88	1781	B	66 kW	1656	166
PASSAT B2 Variant (33B) 1.8 Syncro	JN	01.86 - 03.88	1781	B	66 kW	1660	181
PASSAT B2 Variant (33B) 1.8	DS	01.83 - 03.88	1781	B	66 kW	1656	166
PASSAT B2 Variant (33B) 1.8	DZ	12.83 - 03.88	1781	B	82 kW	1656	168
PASSAT B2 Variant (33B) 1.8	JN	01.83 - 03.88	1781	B	66 kW	1660	181
PASSAT B2 Variant (33B) 1.8	JV	01.83 - 03.88	1781	B	66 kW	1676	269
PASSAT B2 Variant (33B) 1.8	RM	05.86 - 03.88	1781	B	64 kW	1677	277
PASSAT B2 Variant (33B) 1.9	WVN	01.81 - 07.83	1921	B	85 kW	1653	154
PASSAT B2 Variant (33B) 2.0 Syncro	HP	05.84 - 03.88	1994	B	85 kW	1657	169
PASSAT B2 Variant (33B) 2.0 Syncro	JS	05.84 - 03.88	1994	B	85 kW	1657	169
PASSAT B2 Variant (33B) 2.0	HP	08.83 - 03.88	1994	B	85 kW	1657	169
PASSAT B2 Variant (33B) 2.0	JS	08.83 - 03.88	1994	B	85 kW	1657	169
PASSAT B2 Variant (33B) 2.1	WE	01.81 - 07.83	2144	B	85 kW	1654	157
PASSAT B2 Variant (33B) 2.2 Syncro	HY	08.84 - 07.88	2226	B	100 kW	1657	170
PASSAT B2 Variant (33B) 2.2 Syncro	JT	08.85 - 03.88	2226	B	88 kW	1659	180
PASSAT B2 Variant (33B) 2.2 Syncro	JT	09.85 - 12.88	2226	B	88 kW	1659	180
PASSAT B2 Variant (33B) 2.2 Syncro	KX	08.85 - 03.88	2226	B	88 kW	1658	173
PASSAT B2 Variant (33B) 2.2 Syncro	KX	09.85 - 12.88	2226	B	88 kW	1658	173
PASSAT B2 Variant (33B) 2.2	KV	01.85 - 03.88	2226	B	100 kW	1658	172
PASSAT B2 Variant (33B) 2.2	KX	08.85 - 03.88	2226	B	85 kW	1658	173
PASSAT B2 Variant (33B) 2.2	WE	09.82 - 12.84	2144	B	79 kW	1654	157
PASSAT B3/B4 (315, 3A5) 1.8	AAM	10.93 - 12.96	1781	B	55 kW	1664	203
PASSAT B3/B4 (315, 3A5) 1.9 TD	AAZ	10.93 - 12.96	1896	D	55 kW	1644	99
PASSAT B3/B4 (315, 3A5) 2.0 Syncro	2E	09.89 - 10.93	1984	B	85 kW	1680	289
PASSAT B3/B4 (315, 3A5) 2.0	2E	08.91 - 12.95	1984	B	85 kW	1680	289
PASSAT B3/B4 (3A2, 35I) 1.6 TD	RA	08.88 - 09.93	1588	D	59 kW	1635	47
PASSAT B3/B4 (3A2, 35I) 1.6 TD	SB	08.88 - 09.93	1588	D	59 kW	1635	48
PASSAT B3/B4 (3A2, 35I) 1.6	1F	04.88 - 07.89	1595	B	53 kW	1660	182
PASSAT B3/B4 (3A2, 35I) 1.6	1F	04.88 - 07.92	1595	B	55 kW	1660	182
PASSAT B3/B4 (3A2, 35I) 1.6	ABN	04.88 - 07.92	1595	B	55 kW	1663	196
PASSAT B3/B4 (3A2, 35I) 1.6	AEK	10.94 - 08.96	1595	B	74 kW	1664	202
PASSAT B3/B4 (3A2, 35I) 1.6	AFT	10.94 - 08.96	1595	B	74 kW	1668	224
PASSAT B3/B4 (3A2, 35I) 1.6	EZ	04.88 - 07.89	1595	B	53 kW	1659	179
PASSAT B3/B4 (3A2, 35I) 1.6	EZ	04.88 - 07.92	1595	B	55 kW	1659	179
PASSAT B3/B4 (3A2, 35I) 1.6	RF	04.88 - 07.89	1595	B	53 kW	1677	276
PASSAT B3/B4 (3A2, 35I) 1.8 16V	KR	04.88 - 12.92	1781	B	100 kW	1676	270
PASSAT B3/B4 (3A2, 35I) 1.8 G60 Syncro	PG	08.88 - 08.96	1781	B	118 kW	1676	273
PASSAT B3/B4 (3A2, 35I) 1.8 G60	PG	08.91 - 10.93	1781	B	118 kW	1676	273








	 ENGINE	 00000	ccm		kW		 1 POS
PASSAT B3/B4 (3A2, 35I) 1.8 GL	KR	08.91 - 09.93	1781	B	102 kW	1676	270
PASSAT B3/B4 (3A2, 35I) 1.8	AAM	08.90 - 08.96	1781	B	55 kW	1664	203
PASSAT B3/B4 (3A2, 35I) 1.8	ABS	02.88 - 08.96	1781	B	66 kW	1660	183
PASSAT B3/B4 (3A2, 35I) 1.8	ADZ	02.88 - 08.96	1781	B	66 kW	1661	185
PASSAT B3/B4 (3A2, 35I) 1.8	PB	04.88 - 07.92	1781	B	82 kW	1676	271
PASSAT B3/B4 (3A2, 35I) 1.8	PF	04.88 - 07.93	1781	B	79 kW	1676	271
PASSAT B3/B4 (3A2, 35I) 1.8	RP	02.88 - 08.96	1781	B	66 kW	1663	196
PASSAT B3/B4 (3A2, 35I) 1.9 D	1Y	05.89 - 10.93	1896	D	50 kW	1643	98
PASSAT B3/B4 (3A2, 35I) 1.9 TDI	1Z	04.88 - 12.97	1896	D	66 kW	1644	101
PASSAT B3/B4 (3A2, 35I) 1.9 TDI	AFN	03.96 - 08.96	1896	D	81 kW	1644	101
PASSAT B3/B4 (3A2, 35I) 1.9 TDI	AHU	04.88 - 12.97	1896	D	66 kW	1645	104
PASSAT B3/B4 (3A2, 35I) 1.9 TD	AAZ	03.91 - 08.96	1896	D	55 kW	1644	99
PASSAT B3/B4 (3A2, 35I) 2.0 16V	9A	08.88 - 12.94	1984	B	100 kW	1681	294
PASSAT B3/B4 (3A2, 35I) 2.0 16V	ABF	01.94 - 08.96	1984	B	110 kW	1679	288
PASSAT B3/B4 (3A2, 35I) 2.0 Syncro	2E	10.90 - 08.96	1984	B	85 kW	1680	289
PASSAT B3/B4 (3A2, 35I) 2.0 Syncro	AAW	09.89 - 07.92	1984	B	81 kW	1684	317
PASSAT B3/B4 (3A2, 35I) 2.0 Syncro	ADY	10.90 - 08.96	1984	B	85 kW	1680	289
PASSAT B3/B4 (3A2, 35I) 2.0 Syncro	AGG	10.90 - 08.96	1984	B	85 kW	1681	298
PASSAT B3/B4 (3A2, 35I) 2.0	2E	02.90 - 12.97	1984	B	85 kW	1680	289
PASSAT B3/B4 (3A2, 35I) 2.0	ABA	02.90 - 12.97	1984	B	85 kW	1681	295
PASSAT B3/B4 (3A2, 35I) 2.0	ADY	02.90 - 12.97	1984	B	85 kW	1680	289
PASSAT B3/B4 (3A2, 35I) 2.0	AEP	03.95 - 08.96	1984	B	79 kW	1681	297
PASSAT B3/B4 (3A2, 35I) 2.0	AGG	02.90 - 12.97	1984	B	85 kW	1681	298
PASSAT B3/B4 (3A2, 35I) 2.8 VR6	AAA	06.91 - 12.97	2792	B	128 kW	1664	201
PASSAT B3/B4 Variant (3A5, 35I) 1.6 TD	RA	08.88 - 10.93	1588	D	59 kW	1635	47
PASSAT B3/B4 Variant (3A5, 35I) 1.6 TD	SB	08.88 - 10.93	1588	D	59 kW	1635	48
PASSAT B3/B4 Variant (3A5, 35I) 1.6	1F	04.88 - 07.89	1595	B	53 kW	1660	182
PASSAT B3/B4 Variant (3A5, 35I) 1.6	1F	04.88 - 07.91	1595	B	55 kW	1660	182
PASSAT B3/B4 Variant (3A5, 35I) 1.6	ABN	04.88 - 07.91	1595	B	55 kW	1663	196
PASSAT B3/B4 Variant (3A5, 35I) 1.6	AEK	07.94 - 12.95	1595	B	74 kW	1664	202
PASSAT B3/B4 Variant (3A5, 35I) 1.6	AFT	07.94 - 12.95	1595	B	74 kW	1668	224
PASSAT B3/B4 Variant (3A5, 35I) 1.6	EZ	04.88 - 07.89	1595	B	53 kW	1659	179
PASSAT B3/B4 Variant (3A5, 35I) 1.6	EZ	04.88 - 07.91	1595	B	55 kW	1659	179
PASSAT B3/B4 Variant (3A5, 35I) 1.6	RF	04.88 - 07.89	1595	B	53 kW	1677	276
PASSAT B3/B4 Variant (3A5, 35I) 1.8 16V	KR	04.88 - 12.89	1781	B	100 kW	1676	270
PASSAT B3/B4 Variant (3A5, 35I) 1.8 G60 Syncro	PG	08.88 - 05.97	1781	B	118 kW	1676	273
PASSAT B3/B4 Variant (3A5, 35I) 1.8	AAM	08.90 - 05.97	1781	B	55 kW	1664	203
PASSAT B3/B4 Variant (3A5, 35I) 1.8	ABS	02.88 - 05.97	1781	B	66 kW	1660	183
PASSAT B3/B4 Variant (3A5, 35I) 1.8	ADZ	02.88 - 05.97	1781	B	66 kW	1661	185
PASSAT B3/B4 Variant (3A5, 35I) 1.8	KR	08.91 - 09.93	1781	B	102 kW	1676	270
PASSAT B3/B4 Variant (3A5, 35I) 1.8	PB	04.88 - 07.92	1781	B	82 kW	1676	271
PASSAT B3/B4 Variant (3A5, 35I) 1.8	PF	04.88 - 07.90	1781	B	79 kW	1676	271
PASSAT B3/B4 Variant (3A5, 35I) 1.8	RP	02.88 - 05.97	1781	B	66 kW	1663	196
PASSAT B3/B4 Variant (3A5, 35I) 1.9 D	1Y	05.89 - 10.93	1896	D	50 kW	1643	98
PASSAT B3/B4 Variant (3A5, 35I) 1.9 TDI	1Z	10.93 - 06.97	1896	D	66 kW	1644	101
PASSAT B3/B4 Variant (3A5, 35I) 1.9 TDI	AFN	03.96 - 05.97	1896	D	81 kW	1644	101
PASSAT B3/B4 Variant (3A5, 35I) 1.9 TDI	AHU	10.93 - 06.97	1896	D	66 kW	1645	104
PASSAT B3/B4 Variant (3A5, 35I) 1.9 TD	AAZ	03.91 - 05.97	1896	D	55 kW	1644	99
PASSAT B3/B4 Variant (3A5, 35I) 2.0 16V	9A	08.88 - 09.93	1984	B	100 kW	1681	294
PASSAT B3/B4 Variant (3A5, 35I) 2.0 16V	ABF	01.94 - 05.97	1984	B	110 kW	1679	288
PASSAT B3/B4 Variant (3A5, 35I) 2.0 Syncro	2E	03.90 - 12.96	1984	B	85 kW	1680	289
PASSAT B3/B4 Variant (3A5, 35I) 2.0 Syncro	ADY	03.90 - 12.96	1984	B	85 kW	1680	289
PASSAT B3/B4 Variant (3A5, 35I) 2.0 Syncro	AGG	03.90 - 12.96	1984	B	85 kW	1681	298
PASSAT B3/B4 Variant (3A5, 35I) 2.0	2E	02.90 - 05.97	1984	B	85 kW	1680	289
PASSAT B3/B4 Variant (3A5, 35I) 2.0	2E	10.93 - 06.97	1984	B	85 kW	1680	289
PASSAT B3/B4 Variant (3A5, 35I) 2.0	ADY	02.90 - 05.97	1984	B	85 kW	1680	289
PASSAT B3/B4 Variant (3A5, 35I) 2.0	ADY	10.93 - 06.97	1984	B	85 kW	1680	289
PASSAT B3/B4 Variant (3A5, 35I) 2.0	AEP	03.95 - 08.96	1984	B	79 kW	1681	297
PASSAT B3/B4 Variant (3A5, 35I) 2.0	AGG	02.90 - 05.97	1984	B	85 kW	1681	298
PASSAT B3/B4 Variant (3A5, 35I) 2.0	AGG	10.93 - 06.97	1984	B	85 kW	1681	298
PASSAT B3/B4 Variant (3A5, 35I) 2.8 VR6	AAA	06.91 - 06.97	2792	B	128 kW	1664	201
PASSAT B3/B4 Variant (3A5, 35I) 2.9 VR6 Syncro	ABV	01.94 - 05.97	2861	B	135 kW	1678	280








							
PASSAT B5 (3B2) 1.6	ADP	10.96 - 11.00	1595	B	74 kW	1661	187
PASSAT B5 (3B2) 1.6	AHL	10.96 - 11.00	1595	B	74 kW	1667	222
PASSAT B5 (3B2) 1.6	ANA	10.96 - 11.00	1595	B	74 kW	1667	222
PASSAT B5 (3B2) 1.6	ARM	10.96 - 11.00	1595	B	74 kW	1667	222
PASSAT B5 (3B2) 1.8 Syncro/4motion	ADR	12.96 - 08.00	1781	B	92 kW	1667	220
PASSAT B5 (3B2) 1.8 Syncro/4motion	APT	12.96 - 08.00	1781	B	92 kW	1667	220
PASSAT B5 (3B2) 1.8 Syncro/4motion	ARG	12.96 - 08.00	1781	B	92 kW	1667	220
PASSAT B5 (3B2) 1.8 T	AEB	10.96 - 10.01	1781	B	110 kW	1668	225
PASSAT B5 (3B2) 1.8 T	ANB	10.96 - 10.01	1781	B	110 kW	1668	225
PASSAT B5 (3B2) 1.8 T	APU	10.96 - 10.01	1781	B	110 kW	1668	225
PASSAT B5 (3B2) 1.8 T	ATW	10.96 - 10.01	1781	B	110 kW	1658	174
PASSAT B5 (3B2) 1.8 T	AUG	10.96 - 10.01	1781	B	110 kW	1658	174
PASSAT B5 (3B2) 1.8	ADR	10.96 - 10.01	1781	B	92 kW	1667	220
PASSAT B5 (3B2) 1.8	AFY	01.97 - 11.00	1781	B	85 kW	1667	220
PASSAT B5 (3B2) 1.8	APT	10.96 - 10.01	1781	B	92 kW	1667	220
PASSAT B5 (3B2) 1.8	ARG	10.96 - 10.01	1781	B	92 kW	1667	220
PASSAT B5 (3B2) 1.9 TDI 4motion	ATJ	08.99 - 11.00	1896	D	85 kW	1645	108
PASSAT B5 (3B2) 1.9 TDI Syncro/4motion	AFN	06.97 - 08.00	1896	D	81 kW	1644	101
PASSAT B5 (3B2) 1.9 TDI Syncro/4motion	AVG	06.97 - 08.00	1896	D	81 kW	1646	110
PASSAT B5 (3B2) 1.9 TDI	AFN	10.96 - 10.01	1896	D	81 kW	1644	101
PASSAT B5 (3B2) 1.9 TDI	AHH	10.96 - 11.00	1896	D	66 kW	1644	103
PASSAT B5 (3B2) 1.9 TDI	AHU	10.96 - 11.00	1896	D	66 kW	1645	104
PASSAT B5 (3B2) 1.9 TDI	AJM	08.98 - 11.00	1896	D	85 kW	1645	108
PASSAT B5 (3B2) 1.9 TDI	ATJ	08.98 - 11.00	1896	D	85 kW	1645	108
PASSAT B5 (3B2) 1.9 TDI	AVB	02.00 - 11.00	1896	D	74 kW	1646	109
PASSAT B5 (3B2) 1.9 TDI	AVG	10.96 - 10.01	1896	D	81 kW	1646	110
PASSAT B5 (3B2) 2.0 4motion	ASU	04.00 - 11.00	1984	B	88 kW	1682	304
PASSAT B5 (3B2) 2.0	ASU	04.00 - 11.00	1984	B	88 kW	1682	304
PASSAT B5 (3B2) 2.0	AUZ	04.00 - 11.00	1984	B	88 kW	1682	304
PASSAT B5 (3B2) 2.3 VR5 Syncro/4motion	AGZ	10.97 - 11.00	2324	B	110 kW	1661	186
PASSAT B5 (3B2) 2.3 VR5	AGZ	10.96 - 11.00	2324	B	110 kW	1661	186
PASSAT B5 (3B2) 2.5 TDI Syncro/4motion	AFB	12.98 - 11.00	2496	D	110 kW	1643	96
PASSAT B5 (3B2) 2.5 TDI Syncro/4motion	AKN	12.98 - 11.00	2496	D	110 kW	1643	96
PASSAT B5 (3B2) 2.5 TDI	AFB	07.98 - 11.00	2496	D	110 kW	1643	96
PASSAT B5 (3B2) 2.5 TDI	AKN	07.98 - 11.00	2496	D	110 kW	1643	96
PASSAT B5 (3B2) 2.8 V6 4motion	ATX	09.99 - 11.00	2771	B	140 kW	1678	284
PASSAT B5 (3B2) 2.8 V6 Syncro/4motion	ACK	10.96 - 10.01	2771	B	142 kW	1678	284
PASSAT B5 (3B2) 2.8 V6 Syncro/4motion	AHA	10.96 - 10.01	2771	B	142 kW	1684	316
PASSAT B5 (3B2) 2.8 V6 Syncro/4motion	ALG	10.96 - 10.01	2771	B	142 kW	1678	284
PASSAT B5 (3B2) 2.8 V6 Syncro/4motion	APR	10.96 - 10.01	2771	B	142 kW	1678	284
PASSAT B5 (3B2) 2.8 V6 Syncro/4motion	AQD	10.96 - 10.01	2771	B	142 kW	1678	284
PASSAT B5 (3B2) 2.8 V6	ACK	08.96 - 11.00	2771	B	142 kW	1678	284
PASSAT B5 (3B2) 2.8 V6	AGE	05.97 - 09.99	2771	B	132 kW	1678	284
PASSAT B5 (3B2) 2.8 V6	AHA	08.96 - 11.00	2771	B	142 kW	1684	316
PASSAT B5 (3B2) 2.8 V6	APR	08.96 - 11.00	2771	B	142 kW	1678	284
PASSAT B5 (3B2) 2.8 V6	AQD	08.96 - 11.00	2771	B	142 kW	1678	284
PASSAT B5 (3B2) 2.8 V6	ATX	09.99 - 11.00	2771	B	140 kW	1678	284
PASSAT B5 (3B2) 2.8 V6	BBG	09.99 - 11.00	2771	B	140 kW	1678	284
PASSAT B5 Variant (3B5) 1.6	ADP	06.97 - 11.00	1595	B	74 kW	1661	187
PASSAT B5 Variant (3B5) 1.6	AHL	06.97 - 11.00	1595	B	74 kW	1667	222
PASSAT B5 Variant (3B5) 1.6	ANA	06.97 - 11.00	1595	B	74 kW	1667	222
PASSAT B5 Variant (3B5) 1.6	ARM	06.97 - 11.00	1595	B	74 kW	1667	222
PASSAT B5 Variant (3B5) 1.8 Syncro/4motion	ADR	06.97 - 11.00	1781	B	92 kW	1667	220
PASSAT B5 Variant (3B5) 1.8 Syncro/4motion	APT	06.97 - 11.00	1781	B	92 kW	1667	220
PASSAT B5 Variant (3B5) 1.8 Syncro/4motion	ARG	06.97 - 11.00	1781	B	92 kW	1667	220
PASSAT B5 Variant (3B5) 1.8 T	AEB	05.97 - 10.01	1781	B	110 kW	1668	225
PASSAT B5 Variant (3B5) 1.8 T	ANB	05.97 - 10.01	1781	B	110 kW	1668	225
PASSAT B5 Variant (3B5) 1.8 T	APU	05.97 - 10.01	1781	B	110 kW	1668	225
PASSAT B5 Variant (3B5) 1.8 T	ATW	05.97 - 10.01	1781	B	110 kW	1658	174
PASSAT B5 Variant (3B5) 1.8 T	AUG	05.97 - 10.01	1781	B	110 kW	1658	174
PASSAT B5 Variant (3B5) 1.8	ADR	05.97 - 10.01	1781	B	92 kW	1667	220
PASSAT B5 Variant (3B5) 1.8	AFY	06.97 - 11.00	1781	B	85 kW	1667	220

			<b>ccm</b>		<b>kW</b>		<b>1 POS</b>
PASSAT B5 Variant (3B5) 1.8	APT	05.97 - 10.01	1781	B	92 kW	1667	220
PASSAT B5 Variant (3B5) 1.8	ARG	05.97 - 10.01	1781	B	92 kW	1667	220
PASSAT B5 Variant (3B5) 1.9 TDI 4motion	AJM	08.99 - 11.00	1896	D	85 kW	1645	108
PASSAT B5 Variant (3B5) 1.9 TDI 4motion	ATJ	08.99 - 11.00	1896	D	85 kW	1645	108
PASSAT B5 Variant (3B5) 1.9 TDI Syncro/4motion	AFN	06.97 - 08.00	1896	D	81 kW	1644	101
PASSAT B5 Variant (3B5) 1.9 TDI Syncro/4motion	AVG	06.97 - 08.00	1896	D	81 kW	1646	110
PASSAT B5 Variant (3B5) 1.9 TDI	AFN	06.97 - 10.01	1896	D	81 kW	1644	101
PASSAT B5 Variant (3B5) 1.9 TDI	AHH	06.97 - 11.00	1896	D	66 kW	1644	103
PASSAT B5 Variant (3B5) 1.9 TDI	AHU	06.97 - 11.00	1896	D	66 kW	1645	104
PASSAT B5 Variant (3B5) 1.9 TDI	AJM	08.98 - 11.00	1896	D	85 kW	1645	108
PASSAT B5 Variant (3B5) 1.9 TDI	ATJ	08.98 - 11.00	1896	D	85 kW	1645	108
PASSAT B5 Variant (3B5) 1.9 TDI	AVB	02.00 - 11.00	1896	D	74 kW	1646	109
PASSAT B5 Variant (3B5) 1.9 TDI	AVG	06.97 - 10.01	1896	D	81 kW	1646	110
PASSAT B5 Variant (3B5) 2.0 4motion	ASU	04.00 - 11.00	1984	B	88 kW	1682	304
PASSAT B5 Variant (3B5) 2.0 4motion	AUZ	04.00 - 11.00	1984	B	88 kW	1682	304
PASSAT B5 Variant (3B5) 2.0	ASU	04.00 - 11.00	1984	B	88 kW	1682	304
PASSAT B5 Variant (3B5) 2.0	AUZ	04.00 - 11.00	1984	B	88 kW	1682	304
PASSAT B5 Variant (3B5) 2.3 VR5 Syncro/4motion	AGZ	10.97 - 11.00	2324	B	110 kW	1661	186
PASSAT B5 Variant (3B5) 2.3 VR5	AGZ	06.97 - 11.00	2324	B	110 kW	1661	186
PASSAT B5 Variant (3B5) 2.5 TDI Syncro/4motion	AFB	12.98 - 11.00	2496	D	110 kW	1643	96
PASSAT B5 Variant (3B5) 2.5 TDI Syncro/4motion	AKN	12.98 - 11.00	2496	D	110 kW	1643	96
PASSAT B5 Variant (3B5) 2.5 TDI	AFB	07.98 - 11.00	2496	D	110 kW	1643	96
PASSAT B5 Variant (3B5) 2.5 TDI	AKN	07.98 - 11.00	2496	D	110 kW	1643	96
PASSAT B5 Variant (3B5) 2.8 Syncro	AGE	05.97 - 09.99	2771	B	132 kW	1678	284
PASSAT B5 Variant (3B5) 2.8 V6 4motion	ATX	09.99 - 11.00	2771	B	140 kW	1678	284
PASSAT B5 Variant (3B5) 2.8 V6 Syncro/4motion	ACK	06.97 - 11.00	2771	B	142 kW	1678	284
PASSAT B5 Variant (3B5) 2.8 V6 Syncro/4motion	AHA	06.97 - 11.00	2771	B	142 kW	1684	316
PASSAT B5 Variant (3B5) 2.8 V6 Syncro/4motion	ALG	06.97 - 11.00	2771	B	142 kW	1678	284
PASSAT B5 Variant (3B5) 2.8 V6 Syncro/4motion	APR	06.97 - 11.00	2771	B	142 kW	1678	284
PASSAT B5 Variant (3B5) 2.8 V6 Syncro/4motion	AQD	06.97 - 11.00	2771	B	142 kW	1678	284
PASSAT B5 Variant (3B5) 2.8 V6 Syncro/4motion	ATQ	06.97 - 11.00	2771	B	142 kW	1678	284
PASSAT B5 Variant (3B5) 2.8 V6	ACK	06.97 - 11.00	2771	B	142 kW	1678	284
PASSAT B5 Variant (3B5) 2.8 V6	AGE	09.97 - 09.99	2771	B	132 kW	1678	284
PASSAT B5 Variant (3B5) 2.8 V6	AHA	06.97 - 11.00	2771	B	142 kW	1684	316
PASSAT B5 Variant (3B5) 2.8 V6	APR	06.97 - 11.00	2771	B	142 kW	1678	284
PASSAT B5 Variant (3B5) 2.8 V6	AQD	06.97 - 11.00	2771	B	142 kW	1678	284
PASSAT B5 Variant (3B5) 2.8 V6	ATQ	06.97 - 11.00	2771	B	142 kW	1678	284
PASSAT B5 Variant (3B5) 2.8 V6	ATX	01.99 - 12.01	2771	B	140 kW	1678	284
PASSAT B5 Variant (3B5) 2.8 V6	BBG	01.99 - 12.01	2771	B	140 kW	1678	284
PASSAT B5.5 (3B3) 1.6	ALZ	11.00 - 05.05	1595	B	75 kW	1662	190
PASSAT B5.5 (3B3) 1.8 T 20V	AWL	11.00 - 05.05	1781	B	110 kW	1658	174
PASSAT B5.5 (3B3) 1.8 T 20V	AWT	11.00 - 05.05	1781	B	110 kW	1668	225
PASSAT B5.5 (3B3) 1.8 T 4motion	AWM	09.03 - 12.05	1781	B	125 kW	1668	225
PASSAT B5.5 (3B3) 1.8 T	AWM	02.01 - 11.05	1781	B	125 kW	1668	225
PASSAT B5.5 (3B3) 1.8	AFY	11.00 - 03.05	1781	B	85 kW	1667	220
PASSAT B5.5 (3B3) 1.9 TDI 4motion	AVF	11.00 - 05.05	1896	D	96 kW	1648	123
PASSAT B5.5 (3B3) 1.9 TDI	AVB	11.00 - 05.05	1896	D	74 kW	1646	109
PASSAT B5.5 (3B3) 1.9 TDI	AVF	11.00 - 05.05	1896	D	96 kW	1648	123
PASSAT B5.5 (3B3) 1.9 TDI	AWX	11.00 - 05.05	1896	D	96 kW	1648	123
PASSAT B5.5 (3B3) 2.0 4motion	AZM	11.00 - 05.05	1984	B	85 kW	1681	298
PASSAT B5.5 (3B3) 2.0 TDI	BGW	09.03 - 05.05	1968	D	100 kW	1669	232
PASSAT B5.5 (3B3) 2.0 TDI	BHW	09.03 - 05.05	1968	D	100 kW	1669	232
PASSAT B5.5 (3B3) 2.0	ALT	11.01 - 05.05	1984	B	96 kW	1678	284
PASSAT B5.5 (3B3) 2.0	AZM	11.00 - 05.05	1984	B	85 kW	1681	298
PASSAT B5.5 (3B3) 2.0	BFF	11.00 - 05.05	1984	B	85 kW	1682	304
PASSAT B5.5 (3B3) 2.3 V5 4motion	AZX	11.00 - 05.05	2324	B	125 kW	1669	229
PASSAT B5.5 (3B3) 2.3 V5	AZX	11.00 - 05.05	2324	B	125 kW	1669	229
PASSAT B5.5 (3B3) 2.5 TDI 4motion	AFB	11.00 - 05.05	2496	D	110 kW	1643	96
PASSAT B5.5 (3B3) 2.5 TDI 4motion	AKN	11.00 - 05.05	2496	D	110 kW	1643	96
PASSAT B5.5 (3B3) 2.5 TDI 4motion	BAU	01.03 - 05.05	2496	D	132 kW	1643	97
PASSAT B5.5 (3B3) 2.5 TDI 4motion	BDH	01.03 - 05.05	2496	D	132 kW	1643	97
PASSAT B5.5 (3B3) 2.5 TDI	AFB	11.00 - 05.05	2496	D	110 kW	1643	96








							
PASSAT B5.5 (3B3) 2.5 TDI	AKN	11.00 - 05.05	2496	D	110 kW	1643	96
PASSAT B5.5 (3B3) 2.5 TDI	BDG	05.03 - 05.05	2496	D	120 kW	1643	97
PASSAT B5.5 (3B3) 2.8 4motion	AMX	11.00 - 05.05	2771	B	142 kW	1678	284
PASSAT B5.5 (3B3) 2.8 4motion	ATQ	11.00 - 05.05	2771	B	142 kW	1678	284
PASSAT B5.5 (3B3) 2.8 4motion	BBG	10.00 - 05.05	2771	B	140 kW	1678	284
PASSAT B5.5 (3B3) 2.8	AMX	05.02 - 05.03	2771	B	142 kW	1678	284
PASSAT B5.5 (3B3) 2.8	ATQ	05.02 - 05.03	2771	B	142 kW	1678	284
PASSAT B5.5 (3B3) 2.8	BBG	10.00 - 05.05	2771	B	140 kW	1678	284
PASSAT B5.5 (3B3) 4.0 W8 4motion	BDN	09.01 - 05.05	3999	B	202 kW	1686	327
PASSAT B5.5 (3B3) 4.0 W8 4motion	BDP	09.01 - 05.05	3999	B	202 kW	1686	327
PASSAT B5.5 Variant (3B6) 1.6	ALZ	11.00 - 05.05	1595	B	75 kW	1662	190
PASSAT B5.5 Variant (3B6) 1.8 4motion	AWM	11.03 - 05.05	1781	B	125 kW	1668	225
PASSAT B5.5 Variant (3B6) 1.8 T 20V	AWT	10.00 - 05.05	1781	B	110 kW	1668	225
PASSAT B5.5 Variant (3B6) 1.8 T	AWM	09.00 - 08.05	1781	B	125 kW	1668	225
PASSAT B5.5 Variant (3B6) 1.9 TDI 4motion	AVF	11.00 - 05.05	1896	D	96 kW	1648	123
PASSAT B5.5 Variant (3B6) 1.9 TDI	AVB	11.00 - 05.05	1896	D	74 kW	1646	109
PASSAT B5.5 Variant (3B6) 1.9 TDI	AVF	11.00 - 05.05	1896	D	96 kW	1648	123
PASSAT B5.5 Variant (3B6) 1.9 TDI	AWX	11.00 - 05.05	1896	D	96 kW	1648	123
PASSAT B5.5 Variant (3B6) 2.0 4motion	AZM	11.00 - 05.05	1984	B	85 kW	1681	298
PASSAT B5.5 Variant (3B6) 2.0 TDI	BGW	09.03 - 08.05	1968	D	100 kW	1669	232
PASSAT B5.5 Variant (3B6) 2.0 TDI	BHW	09.03 - 08.05	1968	D	100 kW	1669	232
PASSAT B5.5 Variant (3B6) 2.0	ALT	11.01 - 05.05	1984	B	96 kW	1678	284
PASSAT B5.5 Variant (3B6) 2.0	AZM	11.00 - 05.05	1984	B	85 kW	1681	298
PASSAT B5.5 Variant (3B6) 2.3 VR5 4motion	AZX	11.00 - 05.05	2324	B	125 kW	1669	229
PASSAT B5.5 Variant (3B6) 2.3 VR5	AZX	11.00 - 05.05	2324	B	125 kW	1669	229
PASSAT B5.5 Variant (3B6) 2.5 TDI 4motion	AFB	11.00 - 05.05	2496	D	110 kW	1643	96
PASSAT B5.5 Variant (3B6) 2.5 TDI 4motion	AKN	11.00 - 05.05	2496	D	110 kW	1643	96
PASSAT B5.5 Variant (3B6) 2.5 TDI 4motion	BAU	01.03 - 05.05	2496	D	132 kW	1643	97
PASSAT B5.5 Variant (3B6) 2.5 TDI 4motion	BDH	01.03 - 05.05	2496	D	132 kW	1643	97
PASSAT B5.5 Variant (3B6) 2.5 TDI	AFB	11.00 - 05.05	2496	D	110 kW	1643	96
PASSAT B5.5 Variant (3B6) 2.5 TDI	AKN	11.00 - 05.05	2496	D	110 kW	1643	96
PASSAT B5.5 Variant (3B6) 2.5 TDI	BDG	05.03 - 05.05	2496	D	120 kW	1643	97
PASSAT B5.5 Variant (3B6) 2.8 4motion	AMX	10.00 - 08.05	2771	B	142 kW	1678	284
PASSAT B5.5 Variant (3B6) 2.8 4motion	ATQ	10.00 - 08.05	2771	B	142 kW	1678	284
PASSAT B5.5 Variant (3B6) 2.8 4motion	BBG	10.00 - 05.05	2771	B	140 kW	1678	284
PASSAT B5.5 Variant (3B6) 2.8	ATQ	10.00 - 08.05	2771	B	142 kW	1678	284
PASSAT B5.5 Variant (3B6) 2.8	BBG	10.00 - 05.05	2771	B	140 kW	1678	284
PASSAT B5.5 Variant (3B6) 4.0 W8 4motion	BDN	09.01 - 09.04	3999	B	202 kW	1686	327
PASSAT B5.5 Variant (3B6) 4.0 W8 4motion	BDP	09.01 - 09.04	3999	B	202 kW	1686	327
PASSAT B6 (3C2) 1.4 TSI EcoFuel	CDGA	01.09 - 07.10	1390	B/G	110 kW	1639	76
PASSAT B6 (3C2) 1.4 TSI	CAXA	05.07 - 07.10	1390	B	90 kW	1638	67
PASSAT B6 (3C2) 1.6 FSI	BLF	03.05 - 06.08	1598	B	85 kW	1638	67
PASSAT B6 (3C2) 1.6 TDI	CAYC	08.09 - 07.10	1598	D	77 kW	1652	146
PASSAT B6 (3C2) 1.6	BSE	05.05 - 07.10	1595	B	75 kW	1662	190
PASSAT B6 (3C2) 1.6	BSF	05.05 - 07.10	1595	B	75 kW	1662	190
PASSAT B6 (3C2) 1.8 TSI	BZB	05.07 - 07.10	1798	B	118 kW	1683	307
PASSAT B6 (3C2) 1.8 TSI	CDAA	05.07 - 07.10	1798	B	118 kW	1678	282
PASSAT B6 (3C2) 1.8 TSI	CDAB	11.09 - 07.10	1798	B	112 kW	1683	310
PASSAT B6 (3C2) 1.8 TSI	CGYA	11.09 - 07.10	1798	B	112 kW	1683	310
PASSAT B6 (3C2) 1.9 TDI	BKC	03.05 - 07.10	1896	D	77 kW	1647	118
PASSAT B6 (3C2) 1.9 TDI	BLS	03.05 - 07.10	1896	D	77 kW	1651	143
PASSAT B6 (3C2) 1.9 TDI	BXE	03.05 - 07.10	1896	D	77 kW	1647	118
PASSAT B6 (3C2) 2.0 BlueTDI	CBAC	01.09 - 11.10	1968	D	105 kW	1671	247
PASSAT B6 (3C2) 2.0 FSI 4motion	BLX	09.05 - 07.10	1984	B	110 kW	1680	291
PASSAT B6 (3C2) 2.0 FSI 4motion	BLY	09.05 - 07.10	1984	B	110 kW	1680	291
PASSAT B6 (3C2) 2.0 FSI 4motion	BVX	09.05 - 07.10	1984	B	110 kW	1680	291
PASSAT B6 (3C2) 2.0 FSI	BLR	03.05 - 07.10	1984	B	110 kW	1680	291
PASSAT B6 (3C2) 2.0 FSI	BLY	03.05 - 07.10	1984	B	110 kW	1680	291
PASSAT B6 (3C2) 2.0 FSI	BVY	03.05 - 07.10	1984	B	110 kW	1680	291
PASSAT B6 (3C2) 2.0 FSI	BVZ	03.05 - 07.10	1984	B	110 kW	1680	291
PASSAT B6 (3C2) 2.0 FSI	CCTB	08.07 - 07.10	1984	B	125 kW	1683	307
PASSAT B6 (3C2) 2.0 TDI 16V 4motion	BKP	03.05 - 08.10	1968	D	103 kW	1670	236



			<b>ccm</b>		<b>kw</b>		<b>1</b> <b>POS</b>
PASSAT B6 (3C2) 2.0 TDI 16V 4motion	CBAB	03.05 - 08.10	1968	D	103 kW	1662	191
PASSAT B6 (3C2) 2.0 TDI 16V	BKP	03.05 - 12.11	1968	D	103 kW	1670	236
PASSAT B6 (3C2) 2.0 TDI 16V	CBAB	03.05 - 12.11	1968	D	103 kW	1662	191
PASSAT B6 (3C2) 2.0 TDI 4motion	BMP	03.05 - 05.09	1968	D	103 kW	1670	237
PASSAT B6 (3C2) 2.0 TDI 4motion	CBBB	05.09 - 07.10	1968	D	125 kW	1662	191
PASSAT B6 (3C2) 2.0 TDI	BMA	03.05 - 11.10	1968	D	100 kW	1670	236
PASSAT B6 (3C2) 2.0 TDI	BMP	03.05 - 05.09	1968	D	103 kW	1670	237
PASSAT B6 (3C2) 2.0 TDI	BMR	08.05 - 07.10	1968	D	125 kW	1670	236
PASSAT B6 (3C2) 2.0 TDI	BUZ	08.05 - 05.09	1968	D	120 kW	1670	239
PASSAT B6 (3C2) 2.0 TDI	BVE	08.05 - 07.06	1968	D	90 kW	1670	239
PASSAT B6 (3C2) 2.0 TDI	BWV	11.05 - 05.07	1968	D	88 kW	1670	239
PASSAT B6 (3C2) 2.0 TDI	CBAA	03.05 - 11.10	1968	D	100 kW	1662	191
PASSAT B6 (3C2) 2.0 TDI	CBBB	08.05 - 07.10	1968	D	125 kW	1662	191
PASSAT B6 (3C2) 2.0 TDI	CBDC	11.08 - 07.10	1968	D	81 kW	1671	247
PASSAT B6 (3C2) 2.0 TFSI	AXX	07.05 - 11.10	1984	B	147 kW	1683	305
PASSAT B6 (3C2) 2.0 TFSI	BPY	07.05 - 11.10	1984	B	147 kW	1683	305
PASSAT B6 (3C2) 2.0 TFSI	BWA	07.05 - 11.10	1984	B	147 kW	1683	305
PASSAT B6 (3C2) 2.0 TFSI	CAWB	07.05 - 11.10	1984	B	147 kW	1683	307
PASSAT B6 (3C2) 2.0 TFSI	CBFA	07.05 - 11.10	1984	B	147 kW	1683	307
PASSAT B6 (3C2) 2.0 TFSI	CCTA	07.05 - 11.10	1984	B	147 kW	1683	307
PASSAT B6 (3C2) 2.0 TFSI	CCZA	07.05 - 11.10	1984	B	147 kW	1683	307
PASSAT B6 (3C2) 3.2 FSI 4motion	AXZ	09.05 - 11.10	3168	B	184 kW	1689	342
PASSAT B6 (3C2) 3.6 FSI 4motion	BLV	09.05 - 07.10	3580	B	206 kW	1689	344
PASSAT B6 (3C2) 3.6 FSI	BLV	06.05 - 07.10	3580	B	206 kW	1689	344
PASSAT B6 (3C2) 3.6 R36 4motion	BWS	04.07 - 07.10	3597	B	220 kW	1689	344
PASSAT B6 Variant (3C5) 1.4 TSI EcoFuel	CDGA	01.09 - 11.10	1390	B/G	110 kW	1639	76
PASSAT B6 Variant (3C5) 1.4 TSI	CAXA	05.07 - 11.10	1390	B	90 kW	1638	67
PASSAT B6 Variant (3C5) 1.6 FSI	BLF	08.05 - 06.08	1598	B	85 kW	1638	67
PASSAT B6 Variant (3C5) 1.6 TDI	CAYC	08.09 - 11.10	1598	D	77 kW	1652	146
PASSAT B6 Variant (3C5) 1.6	BSE	08.05 - 11.10	1595	B	75 kW	1662	190
PASSAT B6 Variant (3C5) 1.6	BSF	08.05 - 11.10	1595	B	75 kW	1662	190
PASSAT B6 Variant (3C5) 1.8 TSI	BZB	05.07 - 10.11	1798	B	118 kW	1683	307
PASSAT B6 Variant (3C5) 1.8 TSI	CDAA	05.07 - 10.11	1798	B	118 kW	1678	282
PASSAT B6 Variant (3C5) 1.8 TSI	CDAB	11.09 - 11.10	1798	B	112 kW	1683	310
PASSAT B6 Variant (3C5) 1.8 TSI	CGYA	11.09 - 11.10	1798	B	112 kW	1683	310
PASSAT B6 Variant (3C5) 1.9 TDI	BKC	08.05 - 11.10	1896	D	77 kW	1647	118
PASSAT B6 Variant (3C5) 1.9 TDI	BLS	08.05 - 11.10	1896	D	77 kW	1651	143
PASSAT B6 Variant (3C5) 1.9 TDI	BXE	08.05 - 11.10	1896	D	77 kW	1647	118
PASSAT B6 Variant (3C5) 2.0 BlueTDI	CBAC	01.09 - 11.10	1968	D	105 kW	1671	247
PASSAT B6 Variant (3C5) 2.0 FSI 4motion	BLX	09.05 - 11.10	1984	B	110 kW	1680	291
PASSAT B6 Variant (3C5) 2.0 FSI 4motion	BLY	09.05 - 11.10	1984	B	110 kW	1680	291
PASSAT B6 Variant (3C5) 2.0 FSI 4motion	BVX	09.05 - 11.10	1984	B	110 kW	1680	291
PASSAT B6 Variant (3C5) 2.0 FSI	BLR	08.05 - 11.10	1984	B	110 kW	1680	291
PASSAT B6 Variant (3C5) 2.0 FSI	BLY	08.05 - 11.10	1984	B	110 kW	1680	291
PASSAT B6 Variant (3C5) 2.0 FSI	BVY	08.05 - 11.10	1984	B	110 kW	1680	291
PASSAT B6 Variant (3C5) 2.0 FSI	BVZ	08.05 - 11.10	1984	B	110 kW	1680	291
PASSAT B6 Variant (3C5) 2.0 TDI 16V 4motion	BKP	08.05 - 11.10	1968	D	103 kW	1670	236
PASSAT B6 Variant (3C5) 2.0 TDI 16V 4motion	CBAB	08.05 - 11.10	1968	D	103 kW	1662	191
PASSAT B6 Variant (3C5) 2.0 TDI 16V	BKP	08.05 - 11.10	1968	D	103 kW	1670	236
PASSAT B6 Variant (3C5) 2.0 TDI 16V	CBAB	08.05 - 11.10	1968	D	103 kW	1662	191
PASSAT B6 Variant (3C5) 2.0 TDI 4motion	BMP	08.05 - 05.09	1968	D	103 kW	1670	237
PASSAT B6 Variant (3C5) 2.0 TDI 4motion	CBBB	05.09 - 11.10	1968	D	125 kW	1662	191
PASSAT B6 Variant (3C5) 2.0 TDI	BMA	08.05 - 11.10	1968	D	100 kW	1670	236
PASSAT B6 Variant (3C5) 2.0 TDI	BMP	08.05 - 05.09	1968	D	103 kW	1670	237
PASSAT B6 Variant (3C5) 2.0 TDI	BMR	08.05 - 11.10	1968	D	125 kW	1670	236
PASSAT B6 Variant (3C5) 2.0 TDI	BUZ	08.05 - 05.09	1968	D	120 kW	1670	239
PASSAT B6 Variant (3C5) 2.0 TDI	BVE	08.05 - 02.06	1968	D	90 kW	1670	239
PASSAT B6 Variant (3C5) 2.0 TDI	BWV	11.05 - 05.07	1968	D	88 kW	1670	239
PASSAT B6 Variant (3C5) 2.0 TDI	CBAA	08.05 - 11.10	1968	D	100 kW	1662	191
PASSAT B6 Variant (3C5) 2.0 TDI	CBBB	08.05 - 11.10	1968	D	125 kW	1662	191
PASSAT B6 Variant (3C5) 2.0 TDI	CBDC	11.08 - 11.10	1968	D	81 kW	1671	247
PASSAT B6 Variant (3C5) 2.0 TFSI	AXX	08.05 - 12.10	1984	B	147 kW	1683	305








PASSAT B6 Variant (3C5) 2.0 TFSI	BPY	08.05 - 12.10	1984	B	147 kW	1683	305
PASSAT B6 Variant (3C5) 2.0 TFSI	BWA	08.05 - 12.10	1984	B	147 kW	1683	305
PASSAT B6 Variant (3C5) 2.0 TFSI	CAWB	08.05 - 12.10	1984	B	147 kW	1683	307
PASSAT B6 Variant (3C5) 2.0 TFSI	CBFA	08.05 - 12.10	1984	B	147 kW	1683	307
PASSAT B6 Variant (3C5) 2.0 TFSI	CCTA	08.05 - 12.10	1984	B	147 kW	1683	307
PASSAT B6 Variant (3C5) 2.0 TFSI	CCZA	08.05 - 12.10	1984	B	147 kW	1683	307
PASSAT B6 Variant (3C5) 3.2 FSI 4motion	AXZ	11.05 - 11.10	3168	B	184 kW	1689	342
PASSAT B6 Variant (3C5) 3.6 FSI 4motion	BLV	09.05 - 11.10	3580	B	206 kW	1689	344
PASSAT B6 Variant (3C5) 3.6 FSI	BLV	09.05 - 11.10	3580	B	206 kW	1689	344
PASSAT B6 Variant (3C5) 3.6 R36 4motion	BWS	04.07 - 11.10	3597	B	220 kW	1689	344
PASSAT B7 (362) 1.4 TSI EcoFuel	CDGA	08.10 - 12.14	1390	B/G	110 kW	1639	76
PASSAT B7 (362) 1.4 TSI MultiFuel	CKMA	11.10 - 12.14	1390	B/E	118 kW	1639	75
PASSAT B7 (362) 1.4 TSI	CAXA	08.10 - 12.14	1390	B	90 kW	1638	67
PASSAT B7 (362) 1.4 TSI	CTHD	11.12 - 12.14	1390	B	118 kW	1638	67
PASSAT B7 (362) 1.6 TDI	CAYC	08.10 - 12.14	1598	D	77 kW	1652	146
PASSAT B7 (362) 1.8 TSI	CDAA	08.10 - 12.14	1798	B	118 kW	1678	282
PASSAT B7 (362) 1.8 TSI	CDAB	02.11 - 12.14	1798	B	112 kW	1683	310
PASSAT B7 (362) 2.0 TDI 4motion	CFFB	08.10 - 12.14	1968	D	103 kW	1662	191
PASSAT B7 (362) 2.0 TDI 4motion	CFGB	08.10 - 01.13	1968	D	125 kW	1662	191
PASSAT B7 (362) 2.0 TDI 4motion	CFGC	01.13 - 12.14	1968	D	130 kW	1662	191
PASSAT B7 (362) 2.0 TDI	CFFA	08.10 - 12.14	1968	D	100 kW	1662	191
PASSAT B7 (362) 2.0 TDI	CFFB	08.10 - 12.14	1968	D	103 kW	1662	191
PASSAT B7 (362) 2.0 TDI	CFGB	08.10 - 12.14	1968	D	125 kW	1662	191
PASSAT B7 (362) 2.0 TDI	CFGC	12.12 - 12.14	1968	D	130 kW	1662	191
PASSAT B7 (362) 2.0 TDI	CLLA	08.10 - 12.14	1968	D	125 kW	1671	247
PASSAT B7 (362) 2.0 TSI	CCZB	11.10 - 12.14	1984	B	155 kW	1683	307
PASSAT B7 (362) 3.6 FSI 4motion	BWS	01.11 - 12.14	3597	B	220 kW	1689	344
PASSAT B7 (A32, A33) 1.8 TSI	CPKA	06.13	1798	B	125 kW	1684	312
PASSAT B7 (A32, A33) 1.8 TSI	CPRA	06.13	1798	B	125 kW	1684	312
PASSAT B7 (A32, A33) 2.0 TDI	CFFB	04.11 - 06.15	1968	D	103 kW	1662	191
PASSAT B7 (A32, A33) 2.0 TDI	CKRA	04.11 - 06.15	1968	D	103 kW	1672	249
PASSAT B7 (A32, A33) 2.0 TDI	CVCA	06.14	1968	D	110 kW	1672	253
PASSAT B7 (A32, A33) 2.0 TDI	DEKA	06.14	1968	D	110 kW	1658	174
PASSAT B7 (A32, A33) 2.0 TSI	DDSA	07.17	1984	B	130 kW	1679	285
PASSAT B7 (A32, A33) 2.5	CBTA	01.11	2480	B	125 kW	1682	303
PASSAT B7 (A32, A33) 2.5	CBUA	01.11	2480	B	125 kW	1682	303
PASSAT B7 (A32, A33) 2.5	CCCA	01.11	2480	B	125 kW	1682	303
PASSAT B7 (A32, A33) 3.6 FSI	CDVB	04.11	3598	B	206 kW	1689	345
PASSAT B7 (A32, A33) 3.6 FSI	CDVB	04.11 - 09.15	3598	B	209 kW	1689	345
PASSAT B7 Kasten/Kombi (365) 1.4 TSI BlueMotion	CAXA	08.10 - 12.14	1390	B	90 kW	1638	67
PASSAT B7 Kasten/Kombi (365) 1.6 TDi BlueMotion	CAYC	08.10 - 12.14	1598	D	77 kW	1652	146
PASSAT B7 Kasten/Kombi (365) 1.8 TFSi	CDAA	08.10 - 12.14	1798	B	118 kW	1678	282
PASSAT B7 Kasten/Kombi (365) 2.0 TDi BlueMotion	CFFB	08.10 - 12.14	1968	D	103 kW	1662	191
PASSAT B7 Kasten/Kombi (365) 2.0 TDi BlueMotion	CFGB	08.10 - 12.14	1968	D	125 kW	1662	191
PASSAT B7 Kasten/Kombi (365) 2.0 TDi BlueMotion	CLLA	08.10 - 12.14	1968	D	125 kW	1671	247
PASSAT B7 Kasten/Kombi (365) 2.0 TFSI	CCZB	11.10 - 12.14	1984	B	155 kW	1683	307
PASSAT B7 Kasten/Kombi (365) 3.6 FSi 4motion	BWS	01.11 - 12.14	3597	B	220 kW	1689	344
PASSAT B7 Variant (365) 1.4 TSI EcoFuel	CDGA	08.10 - 12.14	1390	B/G	110 kW	1639	76
PASSAT B7 Variant (365) 1.4 TSI MultiFuel	CKMA	11.10 - 12.14	1390	B/E	118 kW	1639	75
PASSAT B7 Variant (365) 1.4 TSI	CAXA	08.10 - 12.14	1390	B	90 kW	1638	67
PASSAT B7 Variant (365) 1.4 TSI	CTHD	11.12 - 12.14	1390	B	118 kW	1638	67
PASSAT B7 Variant (365) 1.6 TDI	CAYC	08.10 - 12.14	1598	D	77 kW	1652	146
PASSAT B7 Variant (365) 1.8 TSI	CDAA	08.10 - 12.14	1798	B	118 kW	1678	282
PASSAT B7 Variant (365) 1.8 TSI	CDAB	02.11 - 12.14	1798	B	112 kW	1683	310
PASSAT B7 Variant (365) 2.0 TDI 4motion	CFFB	08.10 - 12.14	1968	D	103 kW	1662	191
PASSAT B7 Variant (365) 2.0 TDI 4motion	CFGB	08.10 - 01.13	1968	D	125 kW	1662	191
PASSAT B7 Variant (365) 2.0 TDI 4motion	CFGC	01.13 - 12.14	1968	D	130 kW	1662	191
PASSAT B7 Variant (365) 2.0 TDI	CFFA	08.10 - 12.14	1968	D	100 kW	1662	191
PASSAT B7 Variant (365) 2.0 TDI	CFFB	08.10 - 12.14	1968	D	103 kW	1662	191
PASSAT B7 Variant (365) 2.0 TDI	CFGB	08.10 - 12.14	1968	D	125 kW	1662	191
PASSAT B7 Variant (365) 2.0 TDI	CFGC	12.12 - 12.14	1968	D	130 kW	1662	191
PASSAT B7 Variant (365) 2.0 TDI	CLLA	08.10 - 12.14	1968	D	125 kW	1671	247

			<b>ccm</b>		<b>kw</b>		<b>1 POS</b>
PASSAT B7 Variant (365) 2.0 TSI	CCZB	11.10 - 12.15	1984	B	155 kW	1683	307
PASSAT B7 Variant (365) 3.6 FSI 4motion	BWS	01.11 - 12.14	3597	B	220 kW	1689	344
PASSAT B8 (3G2, CB2) 1.4 GTE Hybrid	CUKC	06.15	1395	B/E	85 kW	1628	15
PASSAT B8 (3G2, CB2) 1.4 TSI 4motion	CZEA	02.15	1395	B	110 kW	1628	15
PASSAT B8 (3G2, CB2) 1.4 TSI	CZCA	11.14	1395	B	92 kW	1628	15
PASSAT B8 (3G2, CB2) 1.4 TSI	CZDA	11.14	1395	B	110 kW	1628	15
PASSAT B8 (3G2, CB2) 1.4 TSI	CZEA	11.14	1395	B	110 kW	1628	15
PASSAT B8 (3G2, CB2) 1.5 TSI	DADA	08.18	1498	B	110 kW	1627	11
PASSAT B8 (3G2, CB2) 1.5 TSI	DPCA	08.18	1498	B	110 kW	1627	11
PASSAT B8 (3G2, CB2) 1.6 TDI	DCXA	08.14	1598	D	88 kW	1649	125
PASSAT B8 (3G2, CB2) 1.6 TDI	DCZA	08.14	1598	D	88 kW	1653	151
PASSAT B8 (3G2, CB2) 1.8 TSI	CJSA	02.15	1798	B	132 kW	1680	290
PASSAT B8 (3G2, CB2) 1.8 TSI	CJSC	02.15	1798	B	132 kW	1684	312
PASSAT B8 (3G2, CB2) 2.0 TDI 4motion	CRLB	08.14	1968	D	110 kW	1672	250
PASSAT B8 (3G2, CB2) 2.0 TDI 4motion	CUAA	08.14	1968	D	176 kW	1672	253
PASSAT B8 (3G2, CB2) 2.0 TDI 4motion	DDAA	11.14	1968	D	140 kW	1673	258
PASSAT B8 (3G2, CB2) 2.0 TDI 4motion	DFCA	11.14	1968	D	140 kW	1672	251
PASSAT B8 (3G2, CB2) 2.0 TDI 4motion	DFEA	08.14	1968	D	110 kW	1672	251
PASSAT B8 (3G2, CB2) 2.0 TDI 4motion	DFGA	08.14	1968	D	110 kW	1672	250
PASSAT B8 (3G2, CB2) 2.0 TDI 4motion	DFHA	11.14	1968	D	140 kW	1672	250
PASSAT B8 (3G2, CB2) 2.0 TDI	CRGA	05.16	1968	D	130 kW	1673	258
PASSAT B8 (3G2, CB2) 2.0 TDI	CRLB	11.14	1968	D	110 kW	1672	250
PASSAT B8 (3G2, CB2) 2.0 TDI	CRLD	01.16 - 05.17	1968	D	81 kW	1672	251
PASSAT B8 (3G2, CB2) 2.0 TDI	CUPA	07.15	1968	D	135 kW	1673	259
PASSAT B8 (3G2, CB2) 2.0 TDI	DBGA	11.14	1968	D	110 kW	1673	259
PASSAT B8 (3G2, CB2) 2.0 TDI	DBGB	01.16 - 05.17	1968	D	81 kW	1672	251
PASSAT B8 (3G2, CB2) 2.0 TDI	DDAA	11.14	1968	D	140 kW	1673	258
PASSAT B8 (3G2, CB2) 2.0 TDI	DFCA	11.14	1968	D	140 kW	1672	251
PASSAT B8 (3G2, CB2) 2.0 TDI	DFGA	11.14	1968	D	110 kW	1672	250
PASSAT B8 (3G2, CB2) 2.0 TDI	DFGB	01.16 - 05.17	1968	D	81 kW	1672	251
PASSAT B8 (3G2, CB2) 2.0 TDI	DFHA	11.14	1968	D	140 kW	1672	250
PASSAT B8 (3G2, CB2) 2.0 TDI	DSRA	11.14	1968	D	110 kW	1672	254
PASSAT B8 (3G2, CB2) 2.0 TDI	DSRB	11.14	1968	D	110 kW	1672	254
PASSAT B8 (3G2, CB2) 2.0 TSI 4motion	CJXA	05.15	1984	B	206 kW	1679	285
PASSAT B8 (3G2, CB2) 2.0 TSI 4motion	DNFE	05.15	1984	B	206 kW	1684	316
PASSAT B8 (3G2, CB2) 2.0 TSI 4motion	DNUA	09.18	1984	B	200 kW	1679	285
PASSAT B8 (3G2, CB2) 2.0 TSI	CHHB	02.15	1984	B	162 kW	1684	311
PASSAT B8 (3G2, CB2) 2.0 TSI	CXDA	02.15	1984	B	162 kW	1679	285
PASSAT B8 (3G2, CB2) 2.0 TSI	CZPB	11.18	1984	B	140 kW	1684	315
PASSAT B8 (3G2, CB2) 2.0 TSI	DKZA	11.18	1984	B	140 kW	1684	315
PASSAT B8 (3G2, CB2) 2.0 TSI	DNNA	11.18	1984	B	140 kW	1684	316
PASSAT B8 (3G2, CB2) 2.0 TSI	DRFA	11.18	1984	B	140 kW	1679	285
PASSAT B8 Variant (3G5, CB5) 1.4 GTE Hybrid	CUKC	06.15	1395	E	160 kW	1628	15
PASSAT B8 Variant (3G5, CB5) 1.4 TSI 4motion	CZEA	02.15	1395	B	110 kW	1628	15
PASSAT B8 Variant (3G5, CB5) 1.4 TSI	CZCA	11.14	1395	B	92 kW	1628	15
PASSAT B8 Variant (3G5, CB5) 1.4 TSI	CZDA	11.14	1395	B	110 kW	1628	15
PASSAT B8 Variant (3G5, CB5) 1.4 TSI	CZEA	11.14	1395	B	110 kW	1628	15
PASSAT B8 Variant (3G5, CB5) 1.5 TSI	DADA	08.18	1498	B	110 kW	1627	11
PASSAT B8 Variant (3G5, CB5) 1.5 TSI	DPCA	08.18	1498	B	110 kW	1627	11
PASSAT B8 Variant (3G5, CB5) 1.6 TDI	DCXA	08.14	1598	D	88 kW	1649	125
PASSAT B8 Variant (3G5, CB5) 1.6 TDI	DCZA	08.14	1598	D	88 kW	1653	151
PASSAT B8 Variant (3G5, CB5) 1.8 TSI	CJSA	02.15	1798	B	132 kW	1680	290
PASSAT B8 Variant (3G5, CB5) 1.8 TSI	CJSC	02.15	1798	B	132 kW	1684	312
PASSAT B8 Variant (3G5, CB5) 2.0 TDI 4motion	CRLB	08.14	1968	D	110 kW	1672	250
PASSAT B8 Variant (3G5, CB5) 2.0 TDI 4motion	CUAA	08.14	1968	D	176 kW	1672	253
PASSAT B8 Variant (3G5, CB5) 2.0 TDI 4motion	DDAA	11.14	1968	D	140 kW	1673	258
PASSAT B8 Variant (3G5, CB5) 2.0 TDI 4motion	DFCA	11.14	1968	D	140 kW	1672	251
PASSAT B8 Variant (3G5, CB5) 2.0 TDI 4motion	DFEA	08.14	1968	D	110 kW	1672	251
PASSAT B8 Variant (3G5, CB5) 2.0 TDI 4motion	DFGA	08.14	1968	D	110 kW	1672	250
PASSAT B8 Variant (3G5, CB5) 2.0 TDI 4motion	DFHA	11.14	1968	D	140 kW	1672	250
PASSAT B8 Variant (3G5, CB5) 2.0 TDI	CRLB	11.14	1968	D	110 kW	1672	250
PASSAT B8 Variant (3G5, CB5) 2.0 TDI	CUPA	07.15	1968	D	135 kW	1673	259

















PASSAT B8 Variant (3G5, CB5) 2.0 TDI	DBGA	11.14	1968	D	110 kW	1673	259
PASSAT B8 Variant (3G5, CB5) 2.0 TDI	DDAA	11.14	1968	D	140 kW	1673	258
PASSAT B8 Variant (3G5, CB5) 2.0 TDI	DFCA	11.14	1968	D	140 kW	1672	251
PASSAT B8 Variant (3G5, CB5) 2.0 TDI	DFGA	11.14	1968	D	110 kW	1672	250
PASSAT B8 Variant (3G5, CB5) 2.0 TDI	DFGB	01.16 - 07.18	1968	D	81 kW	1672	251
PASSAT B8 Variant (3G5, CB5) 2.0 TDI	DFHA	11.14	1968	D	140 kW	1672	250
PASSAT B8 Variant (3G5, CB5) 2.0 TDI	DSRA	11.14	1968	D	110 kW	1672	254
PASSAT B8 Variant (3G5, CB5) 2.0 TDI	DSRB	11.14	1968	D	110 kW	1672	254
PASSAT B8 Variant (3G5, CB5) 2.0 TSI 4motion	CJXA	05.15	1984	B	206 kW	1679	285
PASSAT B8 Variant (3G5, CB5) 2.0 TSI 4motion	DNFE	05.15	1984	B	206 kW	1684	316
PASSAT B8 Variant (3G5, CB5) 2.0 TSI 4motion	DNUA	09.18	1984	B	200 kW	1679	285
PASSAT B8 Variant (3G5, CB5) 2.0 TSI	CHHB	08.14	1984	B	162 kW	1684	311
PASSAT B8 Variant (3G5, CB5) 2.0 TSI	CXDA	08.14	1984	B	162 kW	1679	285
PASSAT B8 Variant (3G5, CB5) 2.0 TSI	CZPB	11.18	1984	B	140 kW	1684	315
PASSAT B8 Variant (3G5, CB5) 2.0 TSI	DKZA	11.18	1984	B	140 kW	1684	315
PASSAT B8 Variant (3G5, CB5) 2.0 TSI	DNNA	11.18	1984	B	140 kW	1684	316
PASSAT B8 Variant (3G5, CB5) 2.0 TSI	DRFA	11.18	1984	B	140 kW	1679	285
PASSAT B8 Variant (3G5, CB5) 2.0 TSI	DUNA	11.18	1984	B	140 kW	1626	1
PASSAT CC B6 (357) 1.4 TSI MultiFuel	CKMA	01.11 - 01.12	1390	B/E	118 kW	1639	75
PASSAT CC B6 (357) 1.8 TSI	BZB	06.08 - 01.12	1798	B	118 kW	1683	307
PASSAT CC B6 (357) 1.8 TSI	CDAA	06.08 - 01.12	1798	B	118 kW	1678	282
PASSAT CC B6 (357) 1.8 TSI	CDAB	11.08 - 05.10	1798	B	112 kW	1683	310
PASSAT CC B6 (357) 1.8 TSI	CGYA	11.08 - 05.10	1798	B	112 kW	1683	310
PASSAT CC B6 (357) 2.0 BlueTDI	CBAC	05.09 - 11.10	1968	D	105 kW	1671	247
PASSAT CC B6 (357) 2.0 TDI 4motion	CBAB	08.09 - 01.12	1968	D	103 kW	1662	191
PASSAT CC B6 (357) 2.0 TDI 4motion	CBBB	11.09 - 01.12	1968	D	125 kW	1662	191
PASSAT CC B6 (357) 2.0 TDI 4motion	CFFB	08.09 - 01.12	1968	D	103 kW	1662	191
PASSAT CC B6 (357) 2.0 TDI 4motion	CFGB	11.09 - 01.12	1968	D	125 kW	1662	191
PASSAT CC B6 (357) 2.0 TDI	CBAA	06.08 - 05.11	1968	D	100 kW	1662	191
PASSAT CC B6 (357) 2.0 TDI	CBAB	06.08 - 01.12	1968	D	103 kW	1662	191
PASSAT CC B6 (357) 2.0 TDI	CBBA	05.08 - 05.11	1968	D	120 kW	1671	247
PASSAT CC B6 (357) 2.0 TDI	CBBB	06.08 - 01.12	1968	D	125 kW	1662	191
PASSAT CC B6 (357) 2.0 TDI	CFFA	06.08 - 05.11	1968	D	100 kW	1662	191
PASSAT CC B6 (357) 2.0 TDI	CFFB	06.08 - 01.12	1968	D	103 kW	1662	191
PASSAT CC B6 (357) 2.0 TDI	CFGB	06.08 - 01.12	1968	D	125 kW	1662	191
PASSAT CC B6 (357) 2.0 TDI	CLLA	06.08 - 01.12	1968	D	125 kW	1671	247
PASSAT CC B6 (357) 2.0 TFSI	CAWB	06.08 - 01.12	1984	B	147 kW	1683	307
PASSAT CC B6 (357) 2.0 TFSI	CBFA	06.08 - 01.12	1984	B	147 kW	1683	307
PASSAT CC B6 (357) 2.0 TFSI	CCTA	06.08 - 01.12	1984	B	147 kW	1683	307
PASSAT CC B6 (357) 2.0 TFSI	CCZA	06.08 - 01.12	1984	B	147 kW	1683	307
PASSAT CC B6 (357) 2.0 TSI	CCZB	11.09 - 01.12	1984	B	155 kW	1683	307
PASSAT CC B6 (357) 3.6 FSI 4motion	BLV	06.08 - 01.12	3580	B	206 kW	1689	344
PASSAT CC B6 (357) 3.6 FSI 4motion	BWS	02.08 - 01.12	3597	B	220 kW	1689	344
PASSAT CC B6 (357) 3.6 FSI 4motion	CNNA	06.08 - 01.12	3580	B	206 kW	1689	345
PASSAT CC B6 (357) 3.6 FSI	BLV	06.08 - 01.12	3580	B	206 kW	1689	344
PASSAT CC B6 (357) 3.6 FSI	CNNA	06.08 - 01.12	3580	B	206 kW	1689	345
PHAETON (3D1, 3D2, 3D3, 3D4, 3D6, 3D7, 3D8, 3D9) 3.0 V6 TDI 4motion	BMK	09.04 - 05.07	2967	D	165 kW	1685	318
PHAETON (3D1, 3D2, 3D3, 3D4, 3D6, 3D7, 3D8, 3D9) 3.0 V6 TDI 4motion	CARA	06.07 - 11.08	2967	D	171 kW	1685	318
PHAETON (3D1, 3D2, 3D3, 3D4, 3D6, 3D7, 3D8, 3D9) 3.0 V6 TDI 4motion	CARB	11.08 - 03.16	2967	D	176 kW	1686	325
PHAETON (3D1, 3D2, 3D3, 3D4, 3D6, 3D7, 3D8, 3D9) 3.0 V6 TDI 4motion	CEXA	11.08 - 03.16	2967	D	176 kW	1685	318
PHAETON (3D1, 3D2, 3D3, 3D4, 3D6, 3D7, 3D8, 3D9) 3.0 V6 TDI 4motion	CEXB	11.13 - 03.16	2967	D	180 kW	1685	318
PHAETON (3D1, 3D2, 3D3, 3D4, 3D6, 3D7, 3D8, 3D9) 3.0 V6	CPFA	04.12 - 03.16	2975	B	184 kW	1686	329
PHAETON (3D1, 3D2, 3D3, 3D4, 3D6, 3D7, 3D8, 3D9) 3.2 V6 4motion	BKL	02.04 - 11.08	3189	B	177 kW	1686	329
PHAETON (3D1, 3D2, 3D3, 3D4, 3D6, 3D7, 3D8, 3D9) 3.2 V6 4motion	BRK	02.04 - 11.08	3189	B	177 kW	1686	329
PHAETON (3D1, 3D2, 3D3, 3D4, 3D6, 3D7, 3D8, 3D9) 3.2 V6	AYT	04.02 - 05.05	3189	B	177 kW	1686	329
PHAETON (3D1, 3D2, 3D3, 3D4, 3D6, 3D7, 3D8, 3D9) 3.2 V6	BKL	04.02 - 05.05	3189	B	177 kW	1686	329
PHAETON (3D1, 3D2, 3D3, 3D4, 3D6, 3D7, 3D8, 3D9) 3.6 V6 4motion	CHNA	11.08 - 03.16	3597	B	206 kW	1689	344
PHAETON (3D1, 3D2, 3D3, 3D4, 3D6, 3D7, 3D8, 3D9) 3.6 V6 4motion	CMVA	11.08 - 03.16	3597	B	206 kW	1689	344
PHAETON (3D1, 3D2, 3D3, 3D4, 3D6, 3D7, 3D8, 3D9) 4.2 V8 4motion	BGH	05.03 - 03.16	4172	B	246 kW	1687	333
PHAETON (3D1, 3D2, 3D3, 3D4, 3D6, 3D7, 3D8, 3D9) 4.2 V8 4motion	BGJ	05.03 - 03.16	4172	B	246 kW	1687	333
PHAETON (3D1, 3D2, 3D3, 3D4, 3D6, 3D7, 3D8, 3D9) 5.0 V10 TDI 4motion	AJS	11.02 - 10.06	4921	D	230 kW	1666	215
PHAETON (3D1, 3D2, 3D3, 3D4, 3D6, 3D7, 3D8, 3D9) 6.0 W12 4motion	BAN	04.02 - 12.06	5998	B	309 kW	1686	330








			<b>ccm</b>		<b>kw</b>		<b>1 POS</b>
PHAETON (3D1, 3D2, 3D3, 3D4, 3D6, 3D7, 3D8, 3D9) 6.0 W12 4motion	BAP	04.02 - 12.06	5998	B	309 kW	1686	328
PHAETON (3D1, 3D2, 3D3, 3D4, 3D6, 3D7, 3D8, 3D9) 6.0 W12 4motion	BRN	05.05 - 03.16	5998	B	331 kW	1686	330
PHAETON (3D1, 3D2, 3D3, 3D4, 3D6, 3D7, 3D8, 3D9) 6.0 W12 4motion	BTT	05.05 - 03.16	5998	B	331 kW	1686	330
POINTER Pick-up 1.8	UDH	06.02 - 12.10	1781	B	73 kW	1677	278
POINTER Variant 1.8	UDH	06.02 - 03.06	1781	B	73 kW	1677	278
POINTER 1.6	UN	06.94 - 04.98	1595	B	57 kW	1658	176
POINTER 1.8	RP	11.93 - 12.96	1781	B	65 kW	1663	196
POINTER 1.8	UDH	06.02 - 07.05	1781	B	73 kW	1677	278
POINTER 1.8	UDH	08.05	1781	B	73 kW	1677	278
POINTER 2.0 Álcool	URD	11.93 - 10.94	1984	E	91 kW	1684	317
POINTER 2.0 Álcool	UUA	10.94 - 12.96	1984	E	92 kW	1684	317
POINTER 2.0 Álcool	UUA	11.93 - 10.94	1984	E	91 kW	1684	317
POINTER 2.0	529	10.94 - 12.03	1984	B	82 kW	1684	317
POINTER 2.0	529	06.94 - 04.98	1984	B	85 kW	1684	317
POINTER 2.0	ULB	11.93 - 12.03	1984	B	88 kW	1684	317
POLO (6N2) 1.0	ALD	10.99 - 09.01	999	B	37 kW	1626	3
POLO (6N2) 1.0	AUC	10.99 - 09.01	999	B	37 kW	1626	3
POLO (6N2) 1.4 16V	AFK	10.99 - 09.01	1390	B	74 kW	1638	67
POLO (6N2) 1.4 16V	AHW	10.99 - 09.01	1390	B	55 kW	1638	67
POLO (6N2) 1.4 16V	APE	10.99 - 09.01	1390	B	55 kW	1638	67
POLO (6N2) 1.4 16V	AQQ	10.99 - 09.01	1390	B	74 kW	1638	67
POLO (6N2) 1.4 16V	AUA	10.99 - 09.01	1390	B	55 kW	1638	67
POLO (6N2) 1.4 16V	AUB	10.99 - 09.01	1390	B	74 kW	1638	67
POLO (6N2) 1.4 TDI	AMF	10.99 - 09.01	1422	D	55 kW	1645	106
POLO (6N2) 1.4 TDI	ATL	01.00 - 10.00	1422	D	66 kW	1651	137
POLO (6N2) 1.4	AKK	10.99 - 09.01	1390	B	44 kW	1636	54
POLO (6N2) 1.4	AKP	10.99 - 09.01	1390	B	40 kW	1636	54
POLO (6N2) 1.4	ANX	10.99 - 09.01	1390	B	40 kW	1635	52
POLO (6N2) 1.4	AUD	10.99 - 09.01	1390	B	44 kW	1636	54
POLO (6N2) 1.6 16V GTI	ARC	10.99 - 09.01	1598	B	92 kW	1638	67
POLO (6N2) 1.6 16V GTI	AVY	10.99 - 09.01	1598	B	92 kW	1638	67
POLO (6N2) 1.7 SDI	AKU	10.99 - 09.01	1716	D	44 kW	1650	135
POLO (6N2) 1.9 D	AEF	10.99 - 09.01	1896	D	47 kW	1646	113
POLO (6N2) 1.9 SDI	AGD	10.99 - 09.01	1896	D	47 kW	1650	133
POLO (6N2) 1.9 SDI	ASX	10.99 - 09.01	1896	D	47 kW	1650	135
POLO (86) 0.9	HA	09.75 - 09.81	895	B	29 kW	1626	5
POLO (86) 1.1	HB	03.75 - 09.81	1093	B	37 kW	1626	5
POLO (86) 1.1	HC	03.75 - 09.81	1093	B	44 kW	1626	5
POLO (86) 1.3	HH	12.76 - 09.81	1272	B	44 kW	1632	36
POLO (9N_ 9A_) 1.0	ARA	07.02 - 01.04	999	B	58 kW	1626	4
POLO (9N_ 9A_) 1.2 12V	AZQ	10.01 - 07.07	1198	B	47 kW	1638	67
POLO (9N_ 9A_) 1.2 12V	BME	10.01 - 07.07	1198	B	47 kW	1638	67
POLO (9N_ 9A_) 1.2 12V	BZG	05.07 - 11.09	1198	B	51 kW	1638	67
POLO (9N_ 9A_) 1.2	AWY	01.02 - 05.07	1198	B	40 kW	1636	56
POLO (9N_ 9A_) 1.2	BBM	05.07 - 11.09	1198	B	44 kW	1639	73
POLO (9N_ 9A_) 1.2	BMD	01.02 - 05.07	1198	B	40 kW	1639	73
POLO (9N_ 9A_) 1.4 16V	AUA	10.01 - 05.08	1390	B	55 kW	1638	67
POLO (9N_ 9A_) 1.4 16V	AUB	10.01 - 05.08	1390	B	74 kW	1638	67
POLO (9N_ 9A_) 1.4 16V	BBY	10.01 - 05.08	1390	B	55 kW	1638	67
POLO (9N_ 9A_) 1.4 16V	BBZ	10.01 - 05.08	1390	B	74 kW	1638	67
POLO (9N_ 9A_) 1.4 16V	BKY	10.01 - 05.08	1390	B	55 kW	1638	67
POLO (9N_ 9A_) 1.4 16V	BUD	05.06 - 11.09	1390	B	59 kW	1638	67
POLO (9N_ 9A_) 1.4 BiFuel	BUD	05.06 - 11.09	1390	B/G	60 kW	1638	67
POLO (9N_ 9A_) 1.4 FSI	AXU	02.02 - 07.06	1390	B	63 kW	1638	67
POLO (9N_ 9A_) 1.4 TDI	AMF	10.01 - 06.05	1422	D	55 kW	1645	106
POLO (9N_ 9A_) 1.4 TDI	BAY	10.01 - 06.05	1422	D	55 kW	1652	145
POLO (9N_ 9A_) 1.4 TDI	BMS	04.05 - 11.09	1422	D	59 kW	1652	145
POLO (9N_ 9A_) 1.4 TDI	BNM	04.05 - 11.09	1422	D	51 kW	1652	145
POLO (9N_ 9A_) 1.4 TDI	BNV	04.05 - 11.09	1422	D	59 kW	1652	145
POLO (9N_ 9A_) 1.4 TDI	BWB	04.05 - 11.09	1422	D	51 kW	1652	145
POLO (9N_ 9A_) 1.4	BLM	08.02 - 11.09	1390	B	61 kW	1639	73
POLO (9N_ 9A_) 1.6 16V	BTS	05.06 - 11.09	1598	B	77 kW	1638	67








							
POLO (9N_, 9A_) 1.6 Flex	BPA	12.04 - 10.14	1598	B/E	76 kW	1639	72
POLO (9N_, 9A_) 1.6 Flex	CCRA	06.08 - 04.09	1598	B/E	74 kW	1638	71
POLO (9N_, 9A_) 1.6 Flex	CCRA	12.04 - 10.14	1598	B/E	76 kW	1638	71
POLO (9N_, 9A_) 1.6	BAH	05.02 - 07.06	1598	B	74 kW	1633	43
POLO (9N_, 9A_) 1.8 GTI	BJX	09.05 - 11.09	1781	B	110 kW	1668	225
POLO (9N_, 9A_) 1.8 GTI Cup Edition	BBU	05.06 - 11.09	1781	B	132 kW	1668	225
POLO (9N_, 9A_) 1.9 SDI	ASY	10.01 - 11.09	1896	D	47 kW	1648	122
POLO (9N_, 9A_) 1.9 TDI	ASZ	11.03 - 11.09	1896	D	96 kW	1645	107
POLO (9N_, 9A_) 1.9 TDI	ATD	10.01 - 11.09	1896	D	74 kW	1647	117
POLO (9N_, 9A_) 1.9 TDI	AXR	10.01 - 11.09	1896	D	74 kW	1647	118
POLO (9N_, 9A_) 1.9 TDI	BLT	11.03 - 11.09	1896	D	96 kW	1648	119
POLO (9N_, 9A_) 1.9 TDI	BMT	10.01 - 11.09	1896	D	74 kW	1648	120
POLO (9N_, 9A_) 2.0 Total Flex	CFEA	10.08 - 01.13	1984	B/E	88 kW	1683	309
POLO (9N_, 9A_) 2.0	BBX	04.02 - 01.12	1984	B	85 kW	1682	299
POLO CLASSIC (86C, 80) 1.0	AAK	01.85 - 09.94	1043	B	33 kW	1631	30
POLO CLASSIC (86C, 80) 1.0	AAU	01.85 - 09.94	1043	B	33 kW	1629	25
POLO CLASSIC (86C, 80) 1.0	ACM	01.85 - 09.94	1043	B	33 kW	1631	31
POLO CLASSIC (86C, 80) 1.0	GL	01.85 - 10.86	1043	B	29 kW	1629	22
POLO CLASSIC (86C, 80) 1.0	HZ	01.85 - 09.94	1043	B	33 kW	1632	38
POLO CLASSIC (86C, 80) 1.0	HZ	01.85 - 09.94	1043	B	33 kW	1632	38
POLO CLASSIC (86C, 80) 1.3 Cat	MH	07.87 - 09.94	1272	B	40 kW	1629	23
POLO CLASSIC (86C, 80) 1.3 Cat	NZ	07.87 - 09.94	1272	B	40 kW	1632	39
POLO CLASSIC (86C, 80) 1.3 D	MN	08.86 - 12.88	1272	D	33 kW	1630	28
POLO CLASSIC (86C, 80) 1.3	HK	01.85 - 07.87	1272	B	40 kW	1632	37
POLO CLASSIC (86C, 80) 1.3	MH	01.85 - 07.87	1272	B	40 kW	1629	23
POLO CLASSIC (86C, 80) 1.4 D	1W	10.90 - 09.94	1398	D	35 kW	1630	29
POLO Coupe (86C, 80) 1.0 Cat	AAK	08.89 - 09.94	1043	B	33 kW	1631	30
POLO Coupe (86C, 80) 1.0 Cat	AAU	08.89 - 09.94	1043	B	33 kW	1629	25
POLO Coupe (86C, 80) 1.0 Cat	ACM	08.89 - 09.94	1043	B	33 kW	1631	31
POLO Coupe (86C, 80) 1.0	GL	05.82 - 10.86	1043	B	29 kW	1629	22
POLO Coupe (86C, 80) 1.0	HZ	08.85 - 01.92	1043	B	33 kW	1632	38
POLO Coupe (86C, 80) 1.1	HB	10.81 - 07.83	1093	B	37 kW	1626	5
POLO Coupe (86C, 80) 1.3 Cat	2G	07.87 - 08.94	1272	B	40 kW	1629	24
POLO Coupe (86C, 80) 1.3 Cat	3F	10.89 - 09.94	1272	B	55 kW	1632	39
POLO Coupe (86C, 80) 1.3 Cat	AAV	07.87 - 08.94	1272	B	40 kW	1630	26
POLO Coupe (86C, 80) 1.3 Cat	MH	07.87 - 08.94	1272	B	40 kW	1629	23
POLO Coupe (86C, 80) 1.3 Cat	NZ	07.87 - 08.94	1272	B	40 kW	1632	39
POLO Coupe (86C, 80) 1.3 D	MN	08.86 - 08.90	1272	D	33 kW	1630	28
POLO Coupe (86C, 80) 1.3 G40	PY	01.87 - 08.90	1272	B	85 kW	1633	40
POLO Coupe (86C, 80) 1.3 G40	PY	08.90 - 09.94	1272	B	83 kW	1633	40
POLO Coupe (86C, 80) 1.3	3F	03.91 - 09.94	1272	B	57 kW	1632	39
POLO Coupe (86C, 80) 1.3	GK	09.82 - 09.89	1272	B	55 kW	1629	22
POLO Coupe (86C, 80) 1.3	GT	08.82 - 07.88	1272	B	43 kW	1632	35
POLO Coupe (86C, 80) 1.3	HH	10.81 - 07.83	1272	B	44 kW	1632	36
POLO Coupe (86C, 80) 1.3	HK	08.83 - 06.87	1272	B	40 kW	1632	37
POLO Coupe (86C, 80) 1.3	MH	08.83 - 06.87	1272	B	40 kW	1629	23
POLO Coupe (86C, 80) 1.4 D	1W	08.90 - 09.94	1398	D	35 kW	1630	29
POLO II (86C, 80) 0.9	HA	10.81 - 12.81	895	B	29 kW	1626	5
POLO II (86C, 80) 1.0 Cat	AAK	08.89 - 09.94	1043	B	33 kW	1631	30
POLO II (86C, 80) 1.0 Cat	AAU	08.89 - 09.94	1043	B	33 kW	1629	25
POLO II (86C, 80) 1.0 Cat	ACM	08.89 - 09.94	1043	B	33 kW	1631	31
POLO II (86C, 80) 1.0	GL	10.81 - 10.86	1043	B	29 kW	1629	22
POLO II (86C, 80) 1.0	HZ	08.85 - 01.92	1043	B	33 kW	1632	38
POLO II (86C, 80) 1.1	HB	10.81 - 09.89	1093	B	37 kW	1626	5
POLO II (86C, 80) 1.3 Cat	2G	07.87 - 09.94	1272	B	40 kW	1629	24
POLO II (86C, 80) 1.3 Cat	3F	10.89 - 03.91	1272	B	55 kW	1632	39
POLO II (86C, 80) 1.3 Cat	AAV	07.87 - 09.94	1272	B	40 kW	1630	26
POLO II (86C, 80) 1.3 Cat	MH	07.87 - 09.94	1272	B	40 kW	1629	23
POLO II (86C, 80) 1.3 Cat	NZ	07.87 - 09.94	1272	B	40 kW	1632	39
POLO II (86C, 80) 1.3 D	MN	08.86 - 07.90	1272	D	33 kW	1630	28
POLO II (86C, 80) 1.3	3F	10.90 - 08.94	1272	B	56 kW	1632	39
POLO II (86C, 80) 1.3	GK	09.82 - 09.89	1272	B	55 kW	1629	22

			<b>ccm</b>		<b>kw</b>		<b>1 POS</b>
POLO II (86C, 80) 1.3	GT	08.82 - 07.88	1272	B	43 kW	1632	35
POLO II (86C, 80) 1.3	HH	10.81 - 07.83	1272	B	44 kW	1632	36
POLO II (86C, 80) 1.3	HJ	08.82 - 07.88	1272	B	43 kW	1632	36
POLO II (86C, 80) 1.3	HK	08.83 - 07.88	1272	B	40 kW	1632	37
POLO II (86C, 80) 1.3	HW	08.83 - 07.85	1272	B	37 kW	1632	35
POLO II (86C, 80) 1.3	MH	08.83 - 07.88	1272	B	40 kW	1629	23
POLO II (86C, 80) 1.4 D	1W	10.90 - 09.94	1398	D	35 kW	1630	29
POLO III (6N1) 1.7 SDI	AHG	04.97 - 10.99	1716	D	42 kW	1650	135
POLO III (6N1) 100 1.4 16V	AFH	04.96 - 10.99	1390	B	74 kW	1636	53
POLO III (6N1) 120 1.6 16V GTI	AJV	09.98 - 10.99	1598	B	88 kW	1638	67
POLO III (6N1) 45 1.0	AEV	10.94 - 09.96	1043	B	33 kW	1631	32
POLO III (6N1) 50 1.0	AER	09.96 - 10.99	999	B	37 kW	1626	2
POLO III (6N1) 50 1.0	ALL	09.96 - 10.99	999	B	37 kW	1626	2
POLO III (6N1) 55 1.3	ADX	10.94 - 04.97	1296	B	40 kW	1637	65
POLO III (6N1) 55 1.4	AEX	08.95 - 10.99	1390	B	40 kW	1635	52
POLO III (6N1) 55 1.4	ANX	08.95 - 10.99	1390	B	40 kW	1635	52
POLO III (6N1) 60 1.4	AEX	07.95 - 10.99	1390	B	44 kW	1635	52
POLO III (6N1) 60 1.4	AKV	07.95 - 10.99	1390	B	44 kW	1635	52
POLO III (6N1) 60 1.4	APQ	07.95 - 10.99	1390	B	44 kW	1635	52
POLO III (6N1) 60 1.7 SDI	AKU	08.97 - 10.99	1716	D	44 kW	1650	135
POLO III (6N1) 64 1.9 D	AEF	10.94 - 10.99	1896	D	47 kW	1646	113
POLO III (6N1) 64 1.9 SDI	AGD	07.96 - 10.99	1896	D	47 kW	1650	133
POLO III (6N1) 75 1.6 4motion	AEA	08.95 - 10.99	1598	B	55 kW	1635	52
POLO III (6N1) 75 1.6	AEA	10.94 - 10.99	1598	B	55 kW	1635	52
POLO III (6N1) 75 1.6	AEE	10.94 - 10.99	1598	B	55 kW	1635	52
POLO III (6N1) 75 1.6	AHS	10.94 - 10.99	1598	B	55 kW	1635	52
POLO III CLASSIC (6V2) 1.0 MI	AZP	02.01 - 12.01	999	B	52 kW	1626	4
POLO III CLASSIC (6V2) 1.4	AGY	05.96 - 07.02	1390	B	62 kW	1638	66
POLO III CLASSIC (6V2) 1.6	AKL	05.96 - 09.01	1595	B	65 kW	1661	187
POLO III CLASSIC (6V2) 1.6	BAH	11.02 - 12.07	1598	B	74 kW	1633	43
POLO III CLASSIC (6V2) 1.6	CCRA	11.02 - 12.07	1598	B	74 kW	1638	71
POLO III CLASSIC (6V2) 1.8	AFV	08.00 - 07.02	1781	B	82 kW	1666	213
POLO III CLASSIC (6V2) 1.9 SDI	AEY	06.96 - 09.01	1896	D	48 kW	1647	114
POLO III CLASSIC (6V2) 1.9 TDI	AHU	01.97 - 07.06	1896	D	67 kW	1645	104
POLO III CLASSIC (6V2) 100 1.6	AEH	12.95 - 05.05	1595	B	74 kW	1661	187
POLO III CLASSIC (6V2) 100 1.6	AFT	12.95 - 05.05	1595	B	74 kW	1668	224
POLO III CLASSIC (6V2) 100 1.6	AKL	12.95 - 05.05	1595	B	74 kW	1661	187
POLO III CLASSIC (6V2) 100 1.6	APF	12.95 - 05.05	1595	B	74 kW	1661	187
POLO III CLASSIC (6V2) 100 1.6	AUR	12.95 - 05.05	1595	B	74 kW	1668	224
POLO III CLASSIC (6V2) 110 1.9 TDI	AFN	06.98 - 01.02	1896	D	81 kW	1644	101
POLO III CLASSIC (6V2) 110 1.9 TDI	ASV	06.98 - 01.02	1896	D	81 kW	1647	116
POLO III CLASSIC (6V2) 2.0	ADC	08.99 - 09.01	1984	B	85 kW	1681	296
POLO III CLASSIC (6V2) 2.0	ADC	01.02 - 12.03	1984	B	81 kW	1681	296
POLO III CLASSIC (6V2) 54 1.4	ANX	01.98 - 08.99	1390	B	40 kW	1635	52
POLO III CLASSIC (6V2) 57 1.7 SDI	AKW	07.97 - 09.01	1715	D	42 kW	1650	135
POLO III CLASSIC (6V2) 60 1.4	AEX	12.95 - 09.01	1390	B	44 kW	1635	52
POLO III CLASSIC (6V2) 60 1.4	AKK	12.95 - 09.01	1390	B	44 kW	1636	54
POLO III CLASSIC (6V2) 60 1.4	AKV	12.95 - 09.01	1390	B	44 kW	1635	52
POLO III CLASSIC (6V2) 60 1.4	ANW	12.95 - 09.01	1390	B	44 kW	1636	54
POLO III CLASSIC (6V2) 60 1.4	APQ	12.95 - 09.01	1390	B	44 kW	1635	52
POLO III CLASSIC (6V2) 60 1.4	AUD	12.95 - 09.01	1390	B	44 kW	1636	54
POLO III CLASSIC (6V2) 64 1.9 D	1Y	01.96 - 11.09	1896	D	47 kW	1643	98
POLO III CLASSIC (6V2) 64 1.9 SDI	AEY	12.95 - 08.99	1896	D	47 kW	1647	114
POLO III CLASSIC (6V2) 68 1.9 SDI	AGP	08.99 - 01.02	1896	D	50 kW	1647	115
POLO III CLASSIC (6V2) 68 1.9 SDI	AQM	08.99 - 01.02	1896	D	50 kW	1648	122
POLO III CLASSIC (6V2) 75 1.4 16V	APE	10.99 - 09.01	1390	B	55 kW	1638	67
POLO III CLASSIC (6V2) 75 1.4 16V	AUA	10.99 - 09.01	1390	B	55 kW	1638	67
POLO III CLASSIC (6V2) 75 1.6	1F	11.95 - 09.97	1595	B	55 kW	1660	182
POLO III CLASSIC (6V2) 75 1.6	AEE	11.95 - 09.01	1598	B	55 kW	1635	52
POLO III CLASSIC (6V2) 75 1.6	ALM	11.95 - 09.01	1598	B	55 kW	1635	52
POLO III CLASSIC (6V2) 90 1.8	ABS	01.97 - 12.05	1781	B	66 kW	1660	183
POLO III CLASSIC (6V2) 90 1.8	ADD	01.97 - 12.05	1781	B	66 kW	1665	208










							
POLO III CLASSIC (6V2) 90 1.8	ADZ	01.97 - 12.05	1781	B	66 kW	1661	185
POLO III CLASSIC (6V2) 90 1.9 TDI	AGR	09.96 - 09.01	1896	D	66 kW	1644	102
POLO III CLASSIC (6V2) 90 1.9 TDI	AHU	09.96 - 09.01	1896	D	66 kW	1645	104
POLO III CLASSIC (6V2) 90 1.9 TDI	ALE	09.96 - 09.01	1896	D	66 kW	1650	136
POLO III CLASSIC (6V2) 90 1.9 TDI	ALH	09.96 - 09.01	1896	D	66 kW	1645	105
POLO IV Stufenheck (9A4, 9A2, 9N2, 9A6) 1.0	ARA	02.03 - 10.03	999	B	58 kW	1626	4
POLO IV Stufenheck (9A4, 9A2, 9N2, 9A6) 1.4 TDI	AMF	07.03 - 06.05	1422	D	55 kW	1645	106
POLO IV Stufenheck (9A4, 9A2, 9N2, 9A6) 1.4 TDI	BAY	07.03 - 06.05	1422	D	55 kW	1652	145
POLO IV Stufenheck (9A4, 9A2, 9N2, 9A6) 1.4	BBY	11.02 - 04.12	1390	B	55 kW	1638	67
POLO IV Stufenheck (9A4, 9A2, 9N2, 9A6) 1.4	BBZ	11.03 - 06.05	1390	B	74 kW	1638	67
POLO IV Stufenheck (9A4, 9A2, 9N2, 9A6) 1.4	BKY	11.02 - 04.12	1390	B	55 kW	1638	67
POLO IV Stufenheck (9A4, 9A2, 9N2, 9A6) 1.4	BLM	12.03 - 08.10	1390	B	61 kW	1639	73
POLO IV Stufenheck (9A4, 9A2, 9N2, 9A6) 1.6 Flex	BPA	12.04 - 10.14	1598	B/E	76 kW	1639	72
POLO IV Stufenheck (9A4, 9A2, 9N2, 9A6) 1.6 Flex	CCRA	12.04 - 10.14	1598	B/E	76 kW	1638	71
POLO IV Stufenheck (9A4, 9A2, 9N2, 9A6) 1.6 Flex	CCRA	05.08 - 10.14	1598	B/E	77 kW	1638	71
POLO IV Stufenheck (9A4, 9A2, 9N2, 9A6) 1.6 Total Flex	BPA	10.04 - 06.06	1598	B/E	74 kW	1639	72
POLO IV Stufenheck (9A4, 9A2, 9N2, 9A6) 1.6 Total Flex	CCRA	10.04 - 06.06	1598	B/E	74 kW	1638	71
POLO IV Stufenheck (9A4, 9A2, 9N2, 9A6) 1.6	BAH	09.02	1598	B	74 kW	1633	43
POLO IV Stufenheck (9A4, 9A2, 9N2, 9A6) 1.6	BPA	09.02	1598	B	74 kW	1639	72
POLO IV Stufenheck (9A4, 9A2, 9N2, 9A6) 1.6	CCRA	09.02	1598	B	74 kW	1638	71
POLO IV Stufenheck (9A4, 9A2, 9N2, 9A6) 1.6	CFZA	09.02	1598	B	74 kW	1638	71
POLO IV Stufenheck (9A4, 9A2, 9N2, 9A6) 1.9 SDI	ASY	09.02 - 04.12	1896	D	47 kW	1648	122
POLO IV Stufenheck (9A4, 9A2, 9N2, 9A6) 1.9 TDI	ATD	09.02	1896	D	74 kW	1647	117
POLO IV Stufenheck (9A4, 9A2, 9N2, 9A6) 2.0 Flex	BBX	05.08 - 12.14	1984	B/E	88 kW	1682	299
POLO IV Stufenheck (9A4, 9A2, 9N2, 9A6) 2.0 Flex	CFEA	05.08 - 12.14	1984	B/E	88 kW	1683	309
POLO IV Stufenheck (9A4, 9A2, 9N2, 9A6) 2.0	BBX	09.02	1984	B	85 kW	1682	299
POLO IV Stufenheck (9A4, 9A2, 9N2, 9A6) 2.0	CFEA	09.02	1984	B	85 kW	1683	309
POLO IV Stufenheck (9N4) 1.4 TDi	AMF	01.03 - 12.07	1422	D	55 kW	1645	106
POLO IV Stufenheck (9N4) 1.4	BLM	01.03 - 12.10	1390	B	61 kW	1639	73
POLO IV Stufenheck (9N4) 1.6 Classic	BCD	09.04 - 12.06	1595	B	74 kW	1658	174
POLO IV Stufenheck (9N4) 1.6	BAH	09.02 - 05.05	1598	B	74 kW	1633	43
POLO IV Stufenheck (9N4) 1.6	BTS	01.07 - 12.10	1598	B	77 kW	1638	67
POLO IV Stufenheck (9N4) 1.9 TDI	ATD	07.03 - 12.10	1896	D	74 kW	1647	117
POLO Kasten/Schrägheck (86CF) 1.0	AAU	08.92 - 07.94	1043	B	33 kW	1629	25
POLO Kasten/Schrägheck (86CF) 1.3	AAV	08.92 - 07.94	1272	B	40 kW	1630	26
POLO Kasten/Schrägheck (86CF) 1.4 D	1W	08.92 - 07.94	1398	D	35 kW	1630	29
POLO PLAYA 1.0	ALD	05.99 - 05.02	999	B	37 kW	1626	3
POLO PLAYA 1.4	AGY	05.96 - 07.02	1390	B	62 kW	1638	66
POLO PLAYA 1.6	AFX	01.98 - 08.00	1595	B	74 kW	1666	214
POLO PLAYA 1.6	AKL	10.99 - 10.04	1595	B	76 kW	1661	187
POLO PLAYA 1.8	ADZ	01.95 - 10.99	1781	B	66 kW	1661	185
POLO PLAYA 1.8	AFV	01.99 - 12.03	1781	B	82 kW	1666	213
POLO V (6R1, 6C1) 1.0 TSI	CHZB	11.14	999	B	70 kW	1627	10
POLO V (6R1, 6C1) 1.0 TSI	CHZC	11.14	999	B	81 kW	1628	15
POLO V (6R1, 6C1) 1.0	CHYA	01.14	999	B	44 kW	1627	13
POLO V (6R1, 6C1) 1.0	CHYB	01.14	999	B	55 kW	1627	13
POLO V (6R1, 6C1) 1.2 TDI	CFWA	10.09	1199	D	55 kW	1649	125
POLO V (6R1, 6C1) 1.2 TSI 16V	CJZC	02.14 - 10.17	1197	B	66 kW	1627	8
POLO V (6R1, 6C1) 1.2 TSI	CBZB	11.09	1197	B	77 kW	1626	6
POLO V (6R1, 6C1) 1.2 TSI	CBZC	05.11 - 05.14	1197	B	66 kW	1626	7
POLO V (6R1, 6C1) 1.2 TSI	CJZD	01.14	1197	B	81 kW	1627	8
POLO V (6R1, 6C1) 1.2	CGPA	06.09	1198	B	51 kW	1638	67
POLO V (6R1, 6C1) 1.2	CGPB	06.09	1198	B	44 kW	1638	67
POLO V (6R1, 6C1) 1.2	CJLA	01.10	1198	B	55 kW	1638	67
POLO V (6R1, 6C1) 1.4 (6R1)	CDDA	03.09 - 05.14	1390	B	63 kW	1639	72
POLO V (6R1, 6C1) 1.4 (6R1)	CGGB	03.09 - 05.14	1390	B	63 kW	1638	67
POLO V (6R1, 6C1) 1.4 (6R1)	CLPA	03.09 - 05.14	1390	B	63 kW	1638	67
POLO V (6R1, 6C1) 1.4 BiFuel	CMAA	03.10 - 01.11	1390	B/G	60 kW	1639	76
POLO V (6R1, 6C1) 1.4 GTI	CAVE	05.10	1390	B	132 kW	1638	67
POLO V (6R1, 6C1) 1.4 GTI	CTHE	05.10	1390	B	132 kW	1638	67
POLO V (6R1, 6C1) 1.4 TDI	CUSA	03.14 - 10.17	1422	D	55 kW	1652	148
POLO V (6R1, 6C1) 1.4 TDI	CUSB	02.14	1422	D	66 kW	1652	148








			<b>ccm</b>		<b>kw</b>		<b>1</b>	<b>POS</b>
POLO V (6R1, 6C1) 1.4 TDI	CUTA	05.14	1422	D	77 kW	1652	148	
POLO V (6R1, 6C1) 1.4 TDI	CYZA	05.14	1422	D	77 kW	1652	149	
POLO V (6R1, 6C1) 1.4 TDI	CYZB	03.14 - 10.17	1422	D	55 kW	1652	149	
POLO V (6R1, 6C1) 1.4 TSI	CPTA	10.12 - 05.14	1395	B	103 kW	1628	15	
POLO V (6R1, 6C1) 1.4 TSI	CZEA	05.14 - 10.17	1395	B	110 kW	1628	15	
POLO V (6R1, 6C1) 1.5 TDI GT	CWXB	09.15 - 06.19	1498	D	77 kW	1642	90	
POLO V (6R1, 6C1) 1.5 TDI GT	CWXC	04.17 - 03.20	1498	D	81 kW	1642	91	
POLO V (6R1, 6C1) 1.5 TDI	CWXA	07.14 - 03.20	1498	D	66 kW	1642	90	
POLO V (6R1, 6C1) 1.6 BiFuel	CNKA	01.11 - 05.14	1598	B/G	60 kW	1639	76	
POLO V (6R1, 6C1) 1.6 TDI	CAYA	06.09	1598	D	55 kW	1652	146	
POLO V (6R1, 6C1) 1.6 TDI	CAYB	06.09	1598	D	66 kW	1652	146	
POLO V (6R1, 6C1) 1.6 TDI	CAYC	06.09	1598	D	77 kW	1652	146	
POLO V (6R1, 6C1) 1.6 TDI	CLNA	06.09	1598	D	77 kW	1652	146	
POLO V (6R1, 6C1) 1.6	CFNA	01.10	1598	B	77 kW	1638	67	
POLO V (6R1, 6C1) 1.6	CLSA	01.10	1598	B	77 kW	1638	67	
POLO V (6R1, 6C1) 1.6	CWVA	07.14 - 10.17	1598	B	81 kW	1636	55	
POLO V (6R1, 6C1) 1.6	CWVB	07.14 - 10.17	1598	B	66 kW	1636	55	
POLO V (6R1, 6C1) 1.8 GTI 230	DAJA	04.16	1798	B	169 kW	1684	311	
POLO V (6R1, 6C1) 1.8 GTI	DAJA	11.14	1798	B	141 kW	1684	311	
POLO V (6R1, 6C1) 1.8 GTI	DAJB	11.14	1798	B	141 kW	1680	290	
POLO V (6R1, 6C1) 2.0 R WRC	CDLJ	08.13 - 05.14	1984	B	162 kW	1683	307	
POLO V Stufenheck (602, 604, 612, 614) 1.2 TSI	CBZB	10.13	1197	B	77 kW	1626	6	
POLO V Stufenheck (602, 604, 612, 614) 1.4 TSI	CZCA	05.16	1395	B	92 kW	1628	15	
POLO V Stufenheck (602, 604, 612, 614) 1.4	CLPA	12.10	1390	B	63 kW	1638	67	
POLO V Stufenheck (602, 604, 612, 614) 1.5 TDI	CWXB	02.14	1498	D	77 kW	1642	90	
POLO V Stufenheck (602, 604, 612, 614) 1.5 TDI	CWXC	08.16	1498	D	81 kW	1642	91	
POLO V Stufenheck (602, 604, 612, 614) 1.6 TDI	CLNA	07.10	1598	D	77 kW	1652	146	
POLO V Stufenheck (602, 604, 612, 614) 1.6	CFNA	05.10	1598	B	77 kW	1638	67	
POLO V Stufenheck (602, 604, 612, 614) 1.6	CFNB	11.10	1598	B	63 kW	1638	67	
POLO V Stufenheck (602, 604, 612, 614) 1.6	CLSA	05.10	1598	B	77 kW	1638	67	
POLO V Stufenheck (602, 604, 612, 614) 1.6	CWVA	05.15	1598	B	81 kW	1636	55	
POLO V Stufenheck (602, 604, 612, 614) 1.6	CWVB	07.14	1598	B	66 kW	1636	55	
POLO VI (AW1, BZ1, AE1) 1.0 MPI	DFNA	09.18	999	B	59 kW	1628	14	
POLO VI (AW1, BZ1, AE1) 1.0 MPI	DSGB	09.18	999	B	59 kW	1628	14	
POLO VI (AW1, BZ1, AE1) 1.0 MPI	DSGD	09.18	999	B	59 kW	1628	19	
POLO VI (AW1, BZ1, AE1) 1.0 TGI	DBYA	09.17	999	B/G	66 kW	1628	16	
POLO VI (AW1, BZ1, AE1) 1.0 TSI	CHZA	06.17	999	B	70 kW	1628	15	
POLO VI (AW1, BZ1, AE1) 1.0 TSI	CHZJ	09.17	999	B	85 kW	1627	10	
POLO VI (AW1, BZ1, AE1) 1.0 TSI	CHZL	06.17	999	B	70 kW	1627	10	
POLO VI (AW1, BZ1, AE1) 1.0 TSI	DKJA	09.17	999	B	85 kW	1628	16	
POLO VI (AW1, BZ1, AE1) 1.0 TSI	DKLA	06.17	999	B	70 kW	1627	10	
POLO VI (AW1, BZ1, AE1) 1.0 TSI	DKRF	09.17	999	B	85 kW	1627	12	
POLO VI (AW1, BZ1, AE1) 1.0 TSI	DLAA	07.20	999	B	81 kW	1628	18	
POLO VI (AW1, BZ1, AE1) 1.0 TSI	DLAC	06.17	999	B	70 kW	1628	18	
POLO VI (AW1, BZ1, AE1) 1.0	CHYB	06.17 - 08.21	999	B	55 kW	1627	13	
POLO VI (AW1, BZ1, AE1) 1.0	CHYC	08.17 - 02.20	999	B	48 kW	1628	14	
POLO VI (AW1, BZ1, AE1) 1.0	DFNB	08.17 - 02.20	999	B	48 kW	1628	14	
POLO VI (AW1, BZ1, AE1) 1.5 TSI	DADA	10.18 - 08.21	1498	B	110 kW	1627	11	
POLO VI (AW1, BZ1, AE1) 1.5 TSI	DPCA	10.18 - 08.21	1498	B	110 kW	1627	11	
POLO VI (AW1, BZ1, AE1) 1.6 MPI	CWVB	12.17	1598	B	66 kW	1636	55	
POLO VI (AW1, BZ1, AE1) 1.6 TDI	DGTC	11.17 - 07.19	1598	D	59 kW	1652	149	
POLO VI (AW1, BZ1, AE1) 1.6 TDI	DGTD	11.17 - 02.21	1598	D	70 kW	1652	149	
POLO VI (AW1, BZ1, AE1) 2.0 GTI	CZPC	11.17	1984	B	147 kW	1679	285	
POLO VI (AW1, BZ1, AE1) 2.0 GTI	DKZC	11.17	1984	B	147 kW	1679	285	
POLO VI (AW1, BZ1, AE1) GTI	DNND	04.21	1984	B	152 kW	1684	316	
POLO VIVO Schrägheck (6R1, 6RS) 1.0	CHZC	11.17	999	B	81 kW	1628	15	
POLO VIVO Schrägheck (6R1, 6RS) 1.4	CLPA	07.17	1390	B	63 kW	1638	67	
POLO VIVO Schrägheck (6R1, 6RS) 1.4	CLPB	07.17	1390	B	55 kW	1639	72	
POLO VIVO Schrägheck (6R1, 6RS) 1.6	CLSA	08.17	1598	B	77 kW	1638	67	
POLO VIVO Schrägheck (6S1, 6S3) 1.4	CLPA	02.10 - 09.17	1390	B	63 kW	1638	67	
POLO VIVO Schrägheck (6S1, 6S3) 1.4	CLPB	02.10 - 09.17	1390	B	55 kW	1639	72	
POLO VIVO Schrägheck (6S1, 6S3) 1.6 16V	CLSA	02.10 - 09.17	1598	B	77 kW	1638	67	








							
POLO VIVO Stufenheck (6S2, 6S4) 1.4	CLPA	02.10 - 09.17	1390	B	63 kW	1638	67
POLO VIVO Stufenheck (6S2, 6S4) 1.4	CLPB	02.10 - 09.17	1390	B	55 kW	1639	72
POLO VIVO Stufenheck (6S2, 6S4) 1.6	CLSA	02.10 - 09.17	1598	B	77 kW	1638	67
POLO Van (6R) 1.0 TSI	CHZB	11.14	999	B	70 kW	1627	10
POLO Van (6R) 1.0 TSI	CHZC	11.14 - 10.17	999	B	81 kW	1628	15
POLO Van (6R) 1.0	CHYA	01.14	999	B	44 kW	1627	13
POLO Van (6R) 1.0	CHYB	01.14	999	B	55 kW	1627	13
POLO Van (6R) 1.2 BlueMotion	CGPA	03.09 - 05.14	1198	B	51 kW	1638	67
POLO Van (6R) 1.2 TDi BlueMotion	CFWA	10.09 - 05.14	1199	D	55 kW	1649	125
POLO Van (6R) 1.2 TSI	CJZC	02.14	1197	B	66 kW	1627	8
POLO Van (6R) 1.2 TSI	CJZD	01.14	1197	B	81 kW	1627	8
POLO Van (6R) 1.2 TSi BlueMotion	CBZB	11.09 - 05.14	1197	B	77 kW	1626	6
POLO Van (6R) 1.2 TSi	CBZC	05.11 - 05.14	1197	B	66 kW	1626	7
POLO Van (6R) 1.2	CGPB	03.09 - 05.14	1198	B	44 kW	1638	67
POLO Van (6R) 1.4 GTi	CAVE	05.10 - 05.14	1390	B	132 kW	1638	67
POLO Van (6R) 1.4 TDI	CUSA	03.14	1422	D	55 kW	1652	148
POLO Van (6R) 1.4 TDI	CUSB	02.14	1422	D	66 kW	1652	148
POLO Van (6R) 1.4 TDI	CUTA	03.14 - 10.17	1422	D	77 kW	1652	148
POLO Van (6R) 1.4 TDI	CYZB	03.14	1422	D	55 kW	1652	149
POLO Van (6R) 1.4 TSI	CZEA	05.14	1395	B	110 kW	1628	15
POLO Van (6R) 1.4	CGGB	03.09 - 05.14	1390	B	63 kW	1638	67
POLO Van (6R) 1.6 TDi BlueMotion	CAYB	06.09 - 05.14	1598	D	66 kW	1652	146
POLO Van (6R) 1.6 TDi	CAYA	06.09 - 05.14	1598	D	55 kW	1652	146
POLO Van (6R) 1.6 TDi	CAYC	06.09 - 05.14	1598	D	77 kW	1652	146
POLO Van Kasten/Kombi (6V5) 1.4	AEX	08.97 - 12.99	1390	B	44 kW	1635	52
POLO Van Kasten/Kombi (6V5) 1.4	AUA	06.00 - 09.01	1390	B	55 kW	1638	67
POLO Van Kasten/Kombi (6V5) 1.6	AEE	09.97 - 12.98	1598	B	55 kW	1635	52
POLO Van Kasten/Kombi (6V5) 1.7 SDI	AKU	08.97 - 12.99	1716	D	44 kW	1650	135
POLO Van Kasten/Kombi (6V5) 1.9 SDI	AEY	05.96 - 08.96	1896	D	47 kW	1647	114
POLO Van Kasten/Kombi (6V5) 1.9 SDI	AGP	10.99 - 09.01	1896	D	50 kW	1647	115
POLO Van Kasten/Kombi (6V5) 1.9 SDI	AQM	10.99 - 09.01	1896	D	50 kW	1648	122
POLO Van Kasten/Schrägheck (6N1) 1.0	AEV	10.94 - 12.99	1043	B	33 kW	1631	32
POLO Variant (6V5) 1.4 16V	APE	10.99 - 09.01	1390	B	55 kW	1638	67
POLO Variant (6V5) 1.4 16V	AUA	10.99 - 09.01	1390	B	55 kW	1638	67
POLO Variant (6V5) 1.4	AEX	05.97 - 09.01	1390	B	44 kW	1635	52
POLO Variant (6V5) 1.4	AKK	05.97 - 09.01	1390	B	44 kW	1636	54
POLO Variant (6V5) 1.4	AKV	05.97 - 09.01	1390	B	44 kW	1635	52
POLO Variant (6V5) 1.4	ANW	05.97 - 09.01	1390	B	44 kW	1636	54
POLO Variant (6V5) 1.4	ANX	01.98 - 08.99	1390	B	40 kW	1635	52
POLO Variant (6V5) 1.4	APQ	05.97 - 09.01	1390	B	44 kW	1635	52
POLO Variant (6V5) 1.4	AUD	05.97 - 09.01	1390	B	44 kW	1636	54
POLO Variant (6V5) 1.6	AEE	05.97 - 09.01	1598	B	55 kW	1635	52
POLO Variant (6V5) 1.6	AEH	05.97 - 09.01	1595	B	74 kW	1661	187
POLO Variant (6V5) 1.6	AFT	05.97 - 09.01	1595	B	74 kW	1668	224
POLO Variant (6V5) 1.6	AKL	05.97 - 09.01	1595	B	74 kW	1661	187
POLO Variant (6V5) 1.6	ALM	05.97 - 09.01	1598	B	55 kW	1635	52
POLO Variant (6V5) 1.6	APF	05.97 - 09.01	1595	B	74 kW	1661	187
POLO Variant (6V5) 1.6	AUR	05.97 - 09.01	1595	B	74 kW	1668	224
POLO Variant (6V5) 1.7 SDI	AKW	08.97 - 09.01	1715	D	42 kW	1650	135
POLO Variant (6V5) 1.8	ADZ	05.97 - 09.01	1781	B	66 kW	1661	185
POLO Variant (6V5) 1.9 SDI	AEY	06.97 - 09.01	1896	D	47 kW	1647	114
POLO Variant (6V5) 1.9 SDI	AGP	08.99 - 09.01	1896	D	50 kW	1647	115
POLO Variant (6V5) 1.9 SDI	AQM	08.99 - 09.01	1896	D	50 kW	1648	122
POLO Variant (6V5) 1.9 TDI	AFN	06.98 - 09.01	1896	D	81 kW	1644	101
POLO Variant (6V5) 1.9 TDI	AGR	05.97 - 09.01	1896	D	66 kW	1644	102
POLO Variant (6V5) 1.9 TDI	AHU	05.97 - 09.01	1896	D	66 kW	1645	104
POLO Variant (6V5) 1.9 TDI	ALE	05.97 - 09.01	1896	D	66 kW	1650	136
POLO Variant (6V5) 1.9 TDI	ALH	05.97 - 09.01	1896	D	66 kW	1645	105
POLO Variant (6V5) 1.9 TDI	ASV	06.98 - 09.01	1896	D	81 kW	1647	116
QUANTUM Variant 1.8 Álcool	UEE	01.97 - 12.01	1781	E	76 kW	1678	279
QUANTUM Variant 1.8 Álcool	UE	09.85 - 03.94	1781	E	75 kW	1658	176
QUANTUM Variant 1.8	UDB	10.96 - 01.98	1781	B	74 kW	1677	278



			<b>ccm</b>		<b>kw</b>		<b>1 POS</b>
QUANTUM Variant 1.8	UDB	03.93 - 09.96	1781	B	71 kW	1677	278
QUANTUM Variant 2.0 Álcool	ABA	09.98 - 07.00	1984	E	87 kW	1681	295
QUANTUM Variant 2.0 Álcool	URA	09.94 - 12.96	1984	E	92 kW	1684	317
QUANTUM Variant 2.0 Álcool	UR	09.85 - 08.93	1984	E	82 kW	1684	317
QUANTUM Variant 2.0	ABA	08.90 - 07.05	1984	B	82 kW	1681	295
QUANTUM Variant 2.0	DDR	08.89 - 07.90	1984	B	92 kW	1684	317
QUANTUM Variant 2.0	UQB	01.92 - 08.93	1984	B	92 kW	1684	317
QUANTUM Variant 2.0	UQC	09.93 - 09.96	1984	B	88 kW	1684	317
QUANTUM Variant 2.0	UQF	10.96 - 08.98	1984	B	86 kW	1684	317
QUANTUM Variant 2.0	UQH	08.93 - 12.01	1984	B	84 kW	1684	317
QUANTUM Variant 2.0	UQ	09.85 - 08.93	1984	B	108 kW	1684	317
QUANTUM Variant 2.0	UQ	09.85 - 08.93	1984	B	74 kW	1684	317
QUANTUM Variant 2.0	URF	10.96 - 08.98	1984	B	86 kW	1684	317
SANTANA (32B) 1.3	EP	08.83 - 07.84	1297	B	44 kW	1629	21
SANTANA (32B) 1.3	FZ	08.81 - 07.83	1272	B	44 kW	1632	36
SANTANA (32B) 1.6 D	CR	08.81 - 12.84	1588	D	40 kW	1634	44
SANTANA (32B) 1.6 D	JK	08.81 - 12.84	1588	D	40 kW	1634	46
SANTANA (32B) 1.6 TD	CY	09.81 - 12.84	1588	D	51 kW	1634	45
SANTANA (32B) 1.6	DT	08.81 - 12.84	1595	B	55 kW	1656	166
SANTANA (32B) 1.6	WV	08.81 - 12.84	1588	B	55 kW	1653	155
SANTANA (32B) 1.6	YP	08.81 - 12.82	1588	B	63 kW	1653	155
SANTANA (32B) 1.7	WT	09.81 - 12.83	1715	B	58 kW	1653	155
SANTANA (32B) 1.8	DS	01.83 - 12.84	1781	B	66 kW	1656	166
SANTANA (32B) 1.8	JN	09.83 - 12.85	1781	B	66 kW	1660	181
SANTANA (32B) 1.9	WN	08.81 - 07.83	1921	B	85 kW	1653	154
SANTANA (32B) 2.0	HP	08.83 - 12.84	1994	B	85 kW	1657	169
SANTANA (32B) 2.0	JS	08.83 - 12.84	1994	B	85 kW	1657	169
SANTANA (32B) 2.1	WE	08.82 - 12.83	2144	B	85 kW	1654	157
SANTANA (32B) 2.2	KX	09.84 - 12.85	2226	B	88 kW	1658	173
SANTANA (32B) 2.2	WE	09.82 - 12.84	2144	B	79 kW	1654	157
SANTANA 1.8 GL	DSN	02.84 - 07.94	1781	B	72 kW	1658	176
SANTANA 1.8 GL	JN	05.91 - 07.94	1781	B	68 kW	1660	181
SANTANA 1.8 i	AFE	01.95 - 09.12	1781	B	72 kW	1666	212
SANTANA 1.8 Álcool	UEE	01.97 - 05.06	1781	E	76 kW	1678	279
SANTANA 1.8 Álcool	UE	02.84 - 03.94	1781	E	75 kW	1658	176
SANTANA 1.8	JV	01.95 - 12.99	1781	B	66 kW	1676	269
SANTANA 1.8	UDB	10.96 - 12.06	1781	B	74 kW	1677	278
SANTANA 1.8	UDB	02.93 - 09.06	1781	B	71 kW	1677	278
SANTANA 2.0 Álcool	URA	09.94 - 12.96	1984	E	92 kW	1684	317
SANTANA 2.0 Álcool	UR	02.84 - 08.94	1984	E	84 kW	1684	317
SANTANA 2.0	UQB	01.90 - 08.93	1984	B	92 kW	1684	317
SANTANA 2.0	UQC	09.93 - 09.96	1984	B	88 kW	1684	317
SANTANA 2.0	UQF	10.96 - 08.98	1984	B	86 kW	1684	317
SANTANA 2.0	UQH	03.97 - 07.07	1984	B	84 kW	1684	317
SANTANA 2.0	UQ	02.84 - 08.93	1984	B	73 kW	1684	317
SAVEIRO I (147) 1.6 D	ME	10.90 - 11.97	1588	D	39 kW	1641	85
SAVEIRO I (147) 1.6 D	SB	08.91 - 07.96	1588	D	59 kW	1635	48
SAVEIRO I (147) 1.6 Álcool	HM	07.85 - 10.89	1595	E	60 kW	1659	179
SAVEIRO I (147) 1.6 Álcool	UP	07.85 - 10.89	1595	E	60 kW	1665	205
SAVEIRO I (147) 1.6	1F	08.90 - 07.96	1595	B	55 kW	1660	182
SAVEIRO I (147) 1.6	EW	08.90 - 07.96	1595	B	55 kW	1659	179
SAVEIRO I (147) 1.6	UC	04.93 - 11.96	1588	B	53 kW	1654	157
SAVEIRO I (147) 1.6	UN	09.86 - 10.89	1595	B	53 kW	1658	176
SAVEIRO I (147) 1.6	UZ	11.89 - 08.93	1555	B	57 kW	1642	89
SAVEIRO I (147) 1.6	UZ	09.91 - 11.97	1555	B	56 kW	1642	89
SAVEIRO I (147) 1.8 Álcool	UE	11.89 - 11.96	1781	E	75 kW	1658	176
SAVEIRO I (147) 1.8	UD	07.95 - 06.97	1781	B	65 kW	1677	278
SAVEIRO II (9U7) 1.6 Álcool	UP	07.97 - 01.00	1595	E	73 kW	1665	205
SAVEIRO II (9U7) 1.6	1F	07.97 - 02.02	1595	B	55 kW	1660	182
SAVEIRO II (9U7) 1.6	EW	07.97 - 02.02	1595	B	55 kW	1659	179
SAVEIRO II (9U7) 1.6	UNF	03.96 - 11.01	1595	B	68 kW	1669	234
SAVEIRO II (9U7) 1.6	UNF	11.96 - 09.03	1595	B	65 kW	1669	234








SAVEIRO II (9U7) 1.8	UDH	01.96 - 12.99	1781	B	72 kW	1677	278
SAVEIRO II (9U7) 1.8	UDH	08.96 - 02.02	1781	B	73 kW	1677	278
SAVEIRO II (9U7) 1.9 D	1Y	02.98 - 02.02	1896	D	47 kW	1643	98
SAVEIRO II (9U7) 2.0	UQG	07.97 - 01.00	1984	B	82 kW	1682	304
SAVEIRO III 1.6 Flex	BJF	05.03 - 03.06	1595	B/E	73 kW	1669	234
SAVEIRO III 1.6 Álcool	BWX	02.00 - 09.03	1595	E	73 kW	1669	234
SAVEIRO III 1.6 Álcool	UPD	02.00 - 09.03	1595	E	73 kW	1669	234
SAVEIRO III 1.6	BJF	03.02 - 07.10	1595	B	68 kW	1669	234
SAVEIRO III 1.8 City Total Flex	BNY	02.05 - 08.05	1781	B/E	78 kW	1669	234
SAVEIRO III 1.8 Fun	UDH	02.00 - 08.05	1781	B	72 kW	1677	278
SAVEIRO III 1.8	UDH	03.02 - 09.05	1781	B	73 kW	1677	278
SAVEIRO III 1.9 D	BGG	07.02 - 09.05	1896	D	47 kW	1651	141
SAVEIRO III 2.0 TSI	UQG	02.00 - 08.05	1984	B	82 kW	1682	304
SAVEIRO IV 1.6 Flex	BJF	09.05 - 08.09	1595	B/E	73 kW	1669	234
SAVEIRO IV 1.6 Flex	BWX	09.05 - 08.09	1595	B/E	73 kW	1669	234
SAVEIRO IV 1.8 Flex	BNY	09.05 - 08.09	1781	B/E	78 kW	1669	234
SAVEIRO IV 1.8	UDH	04.06 - 03.07	1781	B	74 kW	1677	278
SAVEIRO V (5U8, 5U9) 1.6 Cross Flex	CCRA	09.09	1598	B/E	76 kW	1638	71
SAVEIRO V (5U8, 5U9) 1.6 Total Flex	CCRA	09.09	1598	B/E	74 kW	1638	71
SAVEIRO V (5U8, 5U9) 1.6	CCRA	09.09	1598	B	74 kW	1638	71
SAVEIRO V (5U8, 5U9) 1.6	CFZA	09.09	1598	B	74 kW	1638	71
SAVEIRO VI (5UA, 5UB, 5UC) 1.6 Total Flex	CCRA	01.14 - 10.16	1598	B/E	76 kW	1638	71
SAVEIRO VI (5UA, 5UB, 5UC) 1.6 Total Flex	CFZA	01.14 - 10.16	1598	B/E	76 kW	1638	71
SAVEIRO VII (5UD, 5UE, 5UF) 1.6 Total Flex	CCRA	01.16	1598	B/E	76 kW	1638	71
SAVEIRO VII (5UD, 5UE, 5UF) 1.6	CFZA	01.16	1598	B	74 kW	1638	71
SCIROCCO (53) 1.1	FA	04.74 - 07.79	1093	B	37 kW	1626	5
SCIROCCO (53) 1.3	GF	08.79 - 07.80	1272	B	44 kW	1631	34
SCIROCCO (53) 1.5	EH	09.77 - 12.78	1457	B	57 kW	1654	157
SCIROCCO (53) 1.5	FC	02.74 - 08.75	1471	B	55 kW	1641	87
SCIROCCO (53) 1.5	FD	02.74 - 12.77	1471	B	63 kW	1640	81
SCIROCCO (53) 1.5	FH	02.74 - 12.75	1471	B	51 kW	1640	81
SCIROCCO (53) 1.5	JB	08.77 - 07.80	1457	B	51 kW	1653	152
SCIROCCO (53) 1.5	YJ	02.74 - 08.75	1471	B	55 kW	1635	49
SCIROCCO (53) 1.5	ZB	02.74 - 08.75	1471	B	55 kW	1635	49
SCIROCCO (53) 1.6	EE	09.76 - 12.77	1588	B	60 kW	1654	157
SCIROCCO (53) 1.6	EG	06.76 - 07.80	1588	B	81 kW	1654	157
SCIROCCO (53) 1.6	FN	08.75 - 07.79	1588	B	55 kW	1654	157
SCIROCCO (53) 1.6	FP	08.75 - 07.79	1588	B	55 kW	1653	152
SCIROCCO (53) 1.6	FR	08.75 - 07.80	1588	B	63 kW	1653	152
SCIROCCO (53) 1.6	FT	08.75 - 07.77	1588	B	51 kW	1654	157
SCIROCCO (53B) 1.3	GF	08.80 - 12.83	1272	B	44 kW	1631	34
SCIROCCO (53B) 1.3	HK	08.83 - 07.84	1272	B	40 kW	1632	37
SCIROCCO (53B) 1.5	JB	08.80 - 12.83	1457	B	51 kW	1653	152
SCIROCCO (53B) 1.6	EG	08.80 - 07.82	1588	B	81 kW	1654	157
SCIROCCO (53B) 1.6	EWA	08.83 - 07.84	1595	B	51 kW	1674	261
SCIROCCO (53B) 1.6	EW	01.83 - 12.89	1595	B	55 kW	1659	179
SCIROCCO (53B) 1.6	FR	08.80 - 04.84	1588	B	63 kW	1653	152
SCIROCCO (53B) 1.6	RE	04.86 - 07.90	1595	B	53 kW	1677	276
SCIROCCO (53B) 1.7	EN	08.80 - 07.83	1715	B	57 kW	1654	157
SCIROCCO (53B) 1.8 16V	KR	10.85 - 07.89	1781	B	102 kW	1676	270
SCIROCCO (53B) 1.8 16V	PL	03.86 - 07.92	1781	B	95 kW	1663	195
SCIROCCO (53B) 1.8 16V	PL	09.85 - 12.88	1781	B	92 kW	1663	195
SCIROCCO (53B) 1.8	DX	08.82 - 12.89	1781	B	82 kW	1673	260
SCIROCCO (53B) 1.8	EV	08.82 - 12.89	1781	B	82 kW	1663	198
SCIROCCO (53B) 1.8	EX	08.83 - 07.92	1781	B	66 kW	1674	262
SCIROCCO (53B) 1.8	JH	11.85 - 07.92	1781	B	70 kW	1675	267
SCIROCCO (53B) 1.8	JJ	08.82 - 12.89	1781	B	82 kW	1675	268
SCIROCCO (53B) 1.8	PB	08.82 - 12.89	1781	B	82 kW	1676	271
SCIROCCO III (137, 138) 1.4 TSI	CAVD	05.08 - 11.17	1390	B	118 kW	1638	67
SCIROCCO III (137, 138) 1.4 TSI	CAXA	08.08 - 11.17	1390	B	90 kW	1638	67
SCIROCCO III (137, 138) 1.4 TSI	CMSB	08.08 - 11.17	1390	B	90 kW	1638	67
SCIROCCO III (137, 138) 1.4 TSI	CNWA	05.08 - 11.17	1390	B	118 kW	1638	67

			<b>ccm</b>		<b>kW</b>		<b>1 POS</b>
SCIROCCO III (137, 138) 1.4 TSI	CTHD	05.08 - 11.17	1390	B	118 kW	1638	67
SCIROCCO III (137, 138) 1.4 TSI	CTKA	05.08 - 11.17	1390	B	118 kW	1638	67
SCIROCCO III (137, 138) 1.4 TSI	CXSB	11.13 - 11.17	1395	B	92 kW	1628	15
SCIROCCO III (137, 138) 1.4 TSI	CZCA	11.13 - 11.17	1395	B	92 kW	1628	15
SCIROCCO III (137, 138) 1.4 TSI	CZDA	07.15 - 11.17	1395	B	110 kW	1628	15
SCIROCCO III (137, 138) 1.4 TSI	CZDC	07.15 - 11.17	1395	B	96 kW	1628	15
SCIROCCO III (137, 138) 2.0 R	CDLA	11.09 - 11.17	1984	B	195 kW	1683	305
SCIROCCO III (137, 138) 2.0 R	CDLC	11.09 - 11.17	1984	B	188 kW	1683	307
SCIROCCO III (137, 138) 2.0 R	CDLK	05.14 - 11.17	1984	B	206 kW	1683	308
SCIROCCO III (137, 138) 2.0 TDI	CBBB	05.09 - 11.17	1968	D	125 kW	1662	191
SCIROCCO III (137, 138) 2.0 TDI	CBDB	08.08 - 11.17	1968	D	103 kW	1671	247
SCIROCCO III (137, 138) 2.0 TDI	CFGB	05.09 - 11.17	1968	D	125 kW	1662	191
SCIROCCO III (137, 138) 2.0 TDI	CFGC	01.13 - 11.17	1968	D	130 kW	1662	191
SCIROCCO III (137, 138) 2.0 TDI	CFHB	11.10 - 11.17	1968	D	100 kW	1662	191
SCIROCCO III (137, 138) 2.0 TDI	CFHC	08.08 - 11.17	1968	D	103 kW	1671	247
SCIROCCO III (137, 138) 2.0 TDI	CUUB	11.13 - 11.17	1968	D	110 kW	1673	258
SCIROCCO III (137, 138) 2.0 TDI	CUWA	05.14 - 11.17	1968	D	135 kW	1672	252
SCIROCCO III (137, 138) 2.0 TDI	CUXA	05.14 - 11.17	1968	D	135 kW	1672	253
SCIROCCO III (137, 138) 2.0 TFSI	CAWB	05.08 - 11.09	1984	B	147 kW	1683	307
SCIROCCO III (137, 138) 2.0 TSI	CCZB	11.09 - 11.17	1984	B	155 kW	1683	307
SCIROCCO III (137, 138) 2.0 TSI	CULA	11.13 - 11.17	1984	B	132 kW	1684	316
SCIROCCO III (137, 138) 2.0 TSI	CULC	11.13 - 11.17	1984	B	162 kW	1679	285
SCIROCCO Van (137) 1.4 TSI	CAVD	06.08 - 05.14	1390	B	118 kW	1638	67
SCIROCCO Van (137) 1.4 TSI	CAXA	08.08 - 05.14	1390	B	90 kW	1638	67
SCIROCCO Van (137) 2.0 TDI	CBBB	05.09 - 05.14	1968	D	125 kW	1662	191
SCIROCCO Van (137) 2.0 TDI	CBDB	08.08 - 05.14	1968	D	103 kW	1671	247
SCIROCCO Van (137) 2.0 TDI	CFGB	05.09 - 05.14	1968	D	125 kW	1662	191
SCIROCCO Van (137) 2.0 TDI	CFHC	08.08 - 05.14	1968	D	103 kW	1671	247
SCIROCCO Van (137) 2.0 TFSI	CCZB	11.09 - 05.14	1984	B	155 kW	1683	307
SENDA 1.6 D	JP	09.90 - 11.97	1588	D	40 kW	1634	46
SENDA 1.6	UN	03.89 - 11.97	1595	B	60 kW	1658	176
SHARAN (7M8, 7M9, 7M6) 1.8 T 20V	AJH	09.97 - 03.10	1781	B	110 kW	1668	225
SHARAN (7M8, 7M9, 7M6) 1.8 T 20V	AWC	09.97 - 03.10	1781	B	110 kW	1668	225
SHARAN (7M8, 7M9, 7M6) 1.9 TDI 4motion	AUY	03.00 - 03.10	1896	D	85 kW	1651	138
SHARAN (7M8, 7M9, 7M6) 1.9 TDI 4motion	BVK	03.00 - 03.10	1896	D	85 kW	1648	121
SHARAN (7M8, 7M9, 7M6) 1.9 TDI	1Z	09.95 - 03.10	1896	D	66 kW	1644	101
SHARAN (7M8, 7M9, 7M6) 1.9 TDI	AFN	09.96 - 04.00	1896	D	81 kW	1644	101
SHARAN (7M8, 7M9, 7M6) 1.9 TDI	AHU	09.95 - 03.10	1896	D	66 kW	1645	104
SHARAN (7M8, 7M9, 7M6) 1.9 TDI	ANU	09.95 - 03.10	1896	D	66 kW	1651	138
SHARAN (7M8, 7M9, 7M6) 1.9 TDI	ASZ	11.02 - 03.10	1896	D	96 kW	1645	107
SHARAN (7M8, 7M9, 7M6) 1.9 TDI	AUY	04.00 - 03.10	1896	D	85 kW	1651	138
SHARAN (7M8, 7M9, 7M6) 1.9 TDI	AVG	09.96 - 04.00	1896	D	81 kW	1646	110
SHARAN (7M8, 7M9, 7M6) 1.9 TDI	BTB	06.05 - 03.10	1896	D	110 kW	1651	138
SHARAN (7M8, 7M9, 7M6) 1.9 TDI	BVK	04.00 - 03.10	1896	D	85 kW	1648	121
SHARAN (7M8, 7M9, 7M6) 2.0 LPG	ATM	04.06 - 03.10	1984	B/G	85 kW	1681	298
SHARAN (7M8, 7M9, 7M6) 2.0 TDI	BRT	11.05 - 03.10	1968	D	103 kW	1670	237
SHARAN (7M8, 7M9, 7M6) 2.0 TDI	BVH	11.05 - 03.10	1968	D	100 kW	1670	237
SHARAN (7M8, 7M9, 7M6) 2.0	ADY	09.95 - 03.10	1984	B	85 kW	1680	289
SHARAN (7M8, 7M9, 7M6) 2.0	ATM	09.95 - 03.10	1984	B	85 kW	1681	298
SHARAN (7M8, 7M9, 7M6) 2.8 V6 24V 4motion	AYL	04.00 - 03.10	2792	B	150 kW	1661	188
SHARAN (7M8, 7M9, 7M6) 2.8 V6 24V	AYL	04.00 - 03.10	2792	B	150 kW	1661	188
SHARAN (7M8, 7M9, 7M6) 2.8 VR6 Syncro	AAA	11.96 - 04.00	2792	B	128 kW	1664	201
SHARAN (7M8, 7M9, 7M6) 2.8 VR6 Syncro	AMY	11.96 - 04.00	2792	B	128 kW	1664	201
SHARAN (7M8, 7M9, 7M6) 2.8 VR6	AAA	09.95 - 04.00	2792	B	128 kW	1664	201
SHARAN (7M8, 7M9, 7M6) 2.8 VR6	AMY	09.95 - 04.00	2792	B	128 kW	1664	201
SHARAN (7N1, 7N2) 1.4 TSI	CAVA	05.10	1390	B	110 kW	1638	67
SHARAN (7N1, 7N2) 1.4 TSI	CNWB	05.10	1390	B	110 kW	1638	67
SHARAN (7N1, 7N2) 1.4 TSI	CTHA	05.10	1390	B	110 kW	1638	67
SHARAN (7N1, 7N2) 1.4 TSI	CZDA	05.15	1395	B	110 kW	1628	15
SHARAN (7N1, 7N2) 1.4 TSI	DJKA	05.15	1395	B	110 kW	1628	15
SHARAN (7N1, 7N2) 1.8 TSI	CDAA	11.11	1798	B	118 kW	1678	282
SHARAN (7N1, 7N2) 2.0 TDI 4motion	CFFB	05.11 - 11.15	1968	D	103 kW	1662	191








SHARAN (7N1, 7N2) 2.0 TDI 4motion	CUVC	05.15	1968	D	110 kW	1672	252
SHARAN (7N1, 7N2) 2.0 TDI 4motion	DFLA	05.15	1968	D	110 kW	1662	194
SHARAN (7N1, 7N2) 2.0 TDI 4motion	DFMA	05.16	1968	D	135 kW	1662	194
SHARAN (7N1, 7N2) 2.0 TDI 4motion	DLTA	05.15	1968	D	110 kW	1658	174
SHARAN (7N1, 7N2) 2.0 TDI 4motion	DLUB	11.18	1968	D	130 kW	1658	174
SHARAN (7N1, 7N2) 2.0 TDI	CFFA	05.10	1968	D	100 kW	1662	191
SHARAN (7N1, 7N2) 2.0 TDI	CFFB	05.10	1968	D	103 kW	1662	191
SHARAN (7N1, 7N2) 2.0 TDI	CFFE	05.11 - 07.19	1968	D	85 kW	1671	247
SHARAN (7N1, 7N2) 2.0 TDI	CFGB	08.10	1968	D	125 kW	1662	191
SHARAN (7N1, 7N2) 2.0 TDI	CFGC	01.13	1968	D	130 kW	1662	191
SHARAN (7N1, 7N2) 2.0 TDI	CUVA	05.11 - 07.19	1968	D	85 kW	1672	249
SHARAN (7N1, 7N2) 2.0 TDI	CUVC	05.15 - 10.20	1968	D	110 kW	1672	252
SHARAN (7N1, 7N2) 2.0 TDI	CUWA	05.15	1968	D	135 kW	1672	252
SHARAN (7N1, 7N2) 2.0 TDI	DFLA	05.15 - 10.20	1968	D	110 kW	1662	194
SHARAN (7N1, 7N2) 2.0 TDI	DFLD	05.11 - 07.19	1968	D	85 kW	1662	194
SHARAN (7N1, 7N2) 2.0 TDI	DFMA	05.15	1968	D	135 kW	1662	194
SHARAN (7N1, 7N2) 2.0 TDI	DLTA	05.15 - 10.20	1968	D	110 kW	1658	174
SHARAN (7N1, 7N2) 2.0 TDI	DLTC	05.11 - 07.19	1968	D	85 kW	1658	174
SHARAN (7N1, 7N2) 2.0 TDI	DLUB	01.13	1968	D	130 kW	1658	174
SHARAN (7N1, 7N2) 2.0 TFSI	CCZA	12.10 - 11.15	1984	B	147 kW	1683	307
SHARAN (7N1, 7N2) 2.0 TSI	DEDA	05.15	1984	B	162 kW	1684	311
SHARAN VAN (7M_) 1.9 TDI (7M6, 7M9)	AUY	04.00 - 03.10	1896	D	85 kW	1651	138
SHARAN VAN (7M_) 1.9 TDI (7M8)	AFN	09.96 - 05.03	1896	D	81 kW	1644	101
SHARAN VAN (7M_) 1.9 TDI (7M8, 7M9)	AHU	09.96 - 05.03	1896	D	66 kW	1645	104
SHARAN VAN (7M_) 1.9 TDI (7M8, 7M9)	ANU	09.96 - 05.03	1896	D	66 kW	1651	138
SHARAN VAN (7M_) 1.9 TDI (7M9)	ASZ	11.02 - 05.03	1896	D	96 kW	1645	107
SHARAN VAN (7M_) 2.0 (7M8, 7M9)	ADY	09.96 - 07.02	1984	B	85 kW	1680	289
SHARAN VAN (7M_) 2.0 (7M8, 7M9)	ATM	09.96 - 07.02	1984	B	85 kW	1681	298
SHARAN VAN (7M_) 2.8 VR6 (7M8)	AAA	09.96 - 04.00	2792	B	128 kW	1664	201
SHARAN VAN (7M_) 2.8 VR6 (7M9)	AYL	08.01 - 05.03	2792	B	150 kW	1661	188
SHARAN VAN (7N1, 7N2) 1.4 TSI	CAVA	05.10 - 11.15	1390	B	110 kW	1638	67
SHARAN VAN (7N1, 7N2) 1.4 TSI	CTHA	05.10 - 11.15	1390	B	110 kW	1638	67
SHARAN VAN (7N1, 7N2) 2.0 TDI	CFFA	05.10 - 05.11	1968	D	100 kW	1662	191
SHARAN VAN (7N1, 7N2) 2.0 TDI	CFFB	05.10 - 11.15	1968	D	103 kW	1662	191
SHARAN VAN (7N1, 7N2) 2.0 TDI	CFFE	05.11 - 11.15	1968	D	85 kW	1671	247
SHARAN VAN (7N1, 7N2) 2.0 TDI	CFGB	08.10 - 01.13	1968	D	125 kW	1662	191
SHARAN VAN (7N1, 7N2) 2.0 TSI	CCZA	12.10 - 11.15	1984	B	147 kW	1683	307
SP-1 / SP-2 1.6	AD	06.72 - 12.74	1584	B	48 kW	1688	337
SPACEFOX / SPACE CROSS (5Z6, 5Z7, 5Z9) 1.6 Total Flex	BPA	03.06 - 12.19	1598	B/E	76 kW	1639	72
SPACEFOX / SPACE CROSS (5Z6, 5Z7, 5Z9) 1.6 Total Flex	CCRA	03.06 - 12.19	1598	B/E	76 kW	1638	71
SPACEFOX / SPACE CROSS (5Z6, 5Z7, 5Z9) 1.6	BAH	03.06	1598	B	74 kW	1633	43
SPACEFOX / SPACE CROSS (5Z6, 5Z7, 5Z9) 1.6	BLH	03.06	1598	B	74 kW	1639	72
SPACEFOX / SPACE CROSS (5Z6, 5Z7, 5Z9) 1.9 SDI	ASY	11.07 - 11.10	1896	D	47 kW	1648	122
SPACEFOX / SPACE CROSS Variant 1.6 MSI	CFZA	10.15	1598	B	74 kW	1638	71
T-CROSS (C11) 1.0 TSI	DLAA	06.20	999	B	81 kW	1628	18
T-CROSS (C11) 1.0 TSI	CHZL	12.18	999	B	70 kW	1627	10
T-CROSS (C11) 1.0 TSI	DKJA	12.18	999	B	85 kW	1628	16
T-CROSS (C11) 1.0 TSI	DKLA	12.18	999	B	70 kW	1627	10
T-CROSS (C11) 1.0 TSI	DKRF	12.18	999	B	85 kW	1627	12
T-CROSS (C11) 1.0 TSI	DLAC	12.18	999	B	70 kW	1628	18
T-CROSS (C11) 1.5 TSI	DADA	01.20	1498	B	110 kW	1627	11
T-CROSS (C11) 1.5 TSI	DPCA	01.20	1498	B	110 kW	1627	11
T-CROSS (C11) 1.6 TDI	DGTD	12.18	1598	D	70 kW	1652	149
T-ROC (A11, D11) 1.0 TSI	CHZJ	07.17 - 11.20	999	B	85 kW	1627	10
T-ROC (A11, D11) 1.0 TSI	DKRF	07.17 - 11.20	999	B	85 kW	1627	12
T-ROC (A11, D11) 1.0 TSI	DLAA	09.20	999	B	81 kW	1628	18
T-ROC (A11, D11) 1.4 TSI	DJKA	08.20	1395	B	110 kW	1628	16
T-ROC (A11, D11) 1.5 TSI 4motion	DADA	05.18 - 11.19	1498	B	110 kW	1627	11
T-ROC (A11, D11) 1.5 TSI 4motion	DPCA	05.18 - 11.19	1498	B	110 kW	1627	11
T-ROC (A11, D11) 1.5 TSI	DADA	11.17	1498	B	110 kW	1627	11
T-ROC (A11, D11) 1.5 TSI	DPCA	11.17	1498	B	110 kW	1627	11
T-ROC (A11, D11) 1.6 TDI	DGTE	03.18 - 06.21	1598	D	85 kW	1646	112

		 ccm	 kW	 1 POS			
T-ROC (A11, D11) 2.0 R 4motion	DNFC	09.19	1984	B	221 kW	1684	316
T-ROC (A11, D11) 2.0 R 4motion	DNUE	09.19	1984	B	221 kW	1679	285
T-ROC (A11, D11) 2.0 TDI 4motion	DFFA	09.17	1968	D	110 kW	1672	253
T-ROC (A11, D11) 2.0 TDI 4motion	DFHA	07.19 - 06.21	1968	D	140 kW	1672	250
T-ROC (A11, D11) 2.0 TDI	DFFA	03.18	1968	D	110 kW	1672	253
T-ROC (A11, D11) 2.0 TSI 4motion	CZPB	07.17	1984	B	140 kW	1684	315
T-ROC (A11, D11) 2.0 TSI 4motion	DKZA	07.17	1984	B	140 kW	1684	315
T-ROC (A11, D11) 2.0 TSI 4motion	DNNA	07.17	1984	B	140 kW	1684	316
T-ROC Cabriolet (AC7, AC8) 1.0 TSI	CHZJ	12.19 - 10.20	999	B	85 kW	1627	10
T-ROC Cabriolet (AC7, AC8) 1.0 TSI	DKRF	12.19 - 10.20	999	B	85 kW	1627	12
T-ROC Cabriolet (AC7, AC8) 1.0 TSI	DLAA	09.20	999	B	81 kW	1628	18
T-ROC Cabriolet (AC7, AC8) 1.5 TSI	DADA	12.19	1498	B	110 kW	1627	11
T-ROC Cabriolet (AC7, AC8) 1.5 TSI	DPCA	12.19	1498	B	110 kW	1627	11
TAIGO (CS1) 1.0 TSI	DLAA	09.21	999	B	81 kW	1628	18
TAIGO (CS1) 1.0 TSI	DLAC	09.21	999	B	70 kW	1628	18
TAIGO (CS1) 1.5 TSI	DPCA	09.21	1498	B	110 kW	1627	11
TAOS (CL1, CP1, CQ1) 1.4 TSI 4motion	DJKA	05.21	1395	B	110 kW	1628	16
TAOS (CL1, CP1, CQ1) 1.4 TSI	DJKA	10.20	1395	B	110 kW	1628	16
TAOS (CL1, CP1, CQ1) 1.6 MPI	DWYA	07.21	1598	B	81 kW	1636	57
TARO 2.4 D 4x4	2L	07.94 - 03.97	2446	D	58 kW	1690	348
TARO 2.4 D 4x4	2L	04.89 - 03.97	2446	D	61 kW	1690	348
TARO 2.4 D	2L	09.91 - 07.94	2446	D	59 kW	1690	348
TARO 2.4 D	2L	07.94 - 03.97	2446	D	58 kW	1690	348
TARO 2.4 D	2L	06.89 - 03.97	2446	D	61 kW	1690	348
TIGUAN (5N_) 1.4 TSI 4motion	BWK	09.07 - 07.18	1390	B	110 kW	1638	67
TIGUAN (5N_) 1.4 TSI 4motion	CAVA	09.07 - 07.18	1390	B	110 kW	1638	67
TIGUAN (5N_) 1.4 TSI 4motion	CAVD	05.11 - 07.18	1390	B	118 kW	1638	67
TIGUAN (5N_) 1.4 TSI 4motion	CTHA	09.07 - 07.18	1390	B	110 kW	1638	67
TIGUAN (5N_) 1.4 TSI 4motion	CTHD	05.11 - 07.18	1390	B	118 kW	1638	67
TIGUAN (5N_) 1.4 TSI	BWK	05.08 - 07.18	1390	B	110 kW	1638	67
TIGUAN (5N_) 1.4 TSI	BWK	05.08 - 07.18	1390	B	110 kW	1638	67
TIGUAN (5N_) 1.4 TSI	CAVA	05.08 - 07.18	1390	B	110 kW	1638	67
TIGUAN (5N_) 1.4 TSI	CAVD	05.11 - 07.18	1390	B	118 kW	1638	67
TIGUAN (5N_) 1.4 TSI	CAXA	08.10 - 07.18	1390	B	90 kW	1638	67
TIGUAN (5N_) 1.4 TSI	CTHA	05.08 - 07.18	1390	B	110 kW	1638	67
TIGUAN (5N_) 1.4 TSI	CTHD	05.11 - 07.18	1390	B	118 kW	1638	67
TIGUAN (5N_) 1.4 TSI	CZDA	05.15 - 07.18	1395	B	110 kW	1628	15
TIGUAN (5N_) 1.4 TSI	CZDB	05.15 - 07.18	1395	B	92 kW	1628	15
TIGUAN (5N_) 2.0 TDI 4motion	CBAA	11.07 - 07.18	1968	D	100 kW	1662	191
TIGUAN (5N_) 2.0 TDI 4motion	CBAB	09.07 - 07.18	1968	D	103 kW	1662	191
TIGUAN (5N_) 2.0 TDI 4motion	CBBA	02.08 - 08.09	1968	D	120 kW	1671	247
TIGUAN (5N_) 2.0 TDI 4motion	CBBB	09.07 - 07.18	1968	D	125 kW	1662	191
TIGUAN (5N_) 2.0 TDI 4motion	CFFA	11.07 - 07.18	1968	D	100 kW	1662	191
TIGUAN (5N_) 2.0 TDI 4motion	CFFB	09.07 - 07.18	1968	D	103 kW	1662	191
TIGUAN (5N_) 2.0 TDI 4motion	CFGB	09.07 - 07.18	1968	D	125 kW	1662	191
TIGUAN (5N_) 2.0 TDI 4motion	CFGC	11.12 - 07.18	1968	D	130 kW	1662	191
TIGUAN (5N_) 2.0 TDI 4motion	CLJA	09.07 - 07.18	1968	D	103 kW	1662	191
TIGUAN (5N_) 2.0 TDI 4motion	CUVC	05.15 - 07.18	1968	D	110 kW	1672	252
TIGUAN (5N_) 2.0 TDI 4motion	CUWA	05.15 - 07.18	1968	D	135 kW	1672	252
TIGUAN (5N_) 2.0 TDI	CBAB	03.08 - 07.18	1968	D	103 kW	1662	191
TIGUAN (5N_) 2.0 TDI	CFFB	03.08 - 07.18	1968	D	103 kW	1662	191
TIGUAN (5N_) 2.0 TDI	CFFD	05.10 - 07.18	1968	D	81 kW	1671	247
TIGUAN (5N_) 2.0 TDI	CUVC	05.15 - 07.18	1968	D	110 kW	1672	252
TIGUAN (5N_) 2.0 TDI	CUVE	05.10 - 07.18	1968	D	81 kW	1672	253
TIGUAN (5N_) 2.0 TFSI 4motion	CAWA	09.07 - 07.18	1984	B	125 kW	1683	307
TIGUAN (5N_) 2.0 TFSI 4motion	CAWB	09.07 - 07.18	1984	B	147 kW	1683	307
TIGUAN (5N_) 2.0 TFSI 4motion	CCTA	09.07 - 07.18	1984	B	147 kW	1683	307
TIGUAN (5N_) 2.0 TFSI 4motion	CCTB	09.07 - 07.18	1984	B	125 kW	1683	307
TIGUAN (5N_) 2.0 TFSI 4motion	CCZA	09.07 - 07.18	1984	B	147 kW	1683	307
TIGUAN (5N_) 2.0 TFSI 4motion	CCZC	09.07 - 07.18	1984	B	125 kW	1678	281
TIGUAN (5N_) 2.0 TFSI	CAWB	11.07 - 07.18	1984	B	147 kW	1683	307
TIGUAN (5N_) 2.0 TFSI	CCTA	11.07 - 07.18	1984	B	147 kW	1683	307

















TIGUAN (5N_) 2.0 TSI 4motion	CCZB	05.11 - 07.18	1984	B	155 kW	1683	307
TIGUAN (5N_) 2.0 TSI 4motion	CCZD	05.11 - 07.18	1984	B	132 kW	1683	307
TIGUAN (AD1, AX1) 1.4 TSI 4motion	CZDA	05.16 - 07.18	1395	B	110 kW	1628	15
TIGUAN (AD1, AX1) 1.4 TSI 4motion	CZEA	05.16 - 07.18	1395	B	110 kW	1628	15
TIGUAN (AD1, AX1) 1.4 TSI	CZCA	01.16	1395	B	92 kW	1628	15
TIGUAN (AD1, AX1) 1.4 TSI	CZDA	05.16	1395	B	110 kW	1628	15
TIGUAN (AD1, AX1) 1.4 TSI	CZDB	01.16	1395	B	92 kW	1628	15
TIGUAN (AD1, AX1) 1.4 TSI	CZEA	05.16	1395	B	110 kW	1628	15
TIGUAN (AD1, AX1) 1.4 TSI	DJVA	05.16	1395	B	110 kW	1628	17
TIGUAN (AD1, AX1) 1.4 eHybrid	DGEA	11.20	1395	E	110 kW	1628	16
TIGUAN (AD1, AX1) 1.5 TSI	DACA	11.18 - 08.19	1495	B	96 kW	1627	11
TIGUAN (AD1, AX1) 1.5 TSI	DACB	11.18 - 08.19	1498	B	96 kW	1627	11
TIGUAN (AD1, AX1) 1.5 TSI	DACB	07.18	1498	B	96 kW	1627	11
TIGUAN (AD1, AX1) 1.5 TSI	DADA	11.18	1498	B	110 kW	1627	11
TIGUAN (AD1, AX1) 1.5 TSI	DPBE	07.18	1498	B	96 kW	1627	11
TIGUAN (AD1, AX1) 1.5 TSI	DPCA	11.18	1498	B	110 kW	1627	11
TIGUAN (AD1, AX1) 1.6 TDI	DGDB	05.16 - 06.20	1598	D	85 kW	1652	150
TIGUAN (AD1, AX1) 2.0 TDI 4motion	CRFD	06.16 - 07.20	1968	D	105 kW	1672	251
TIGUAN (AD1, AX1) 2.0 TDI 4motion	CRGB	08.16 - 07.20	1968	D	130 kW	1672	251
TIGUAN (AD1, AX1) 2.0 TDI 4motion	CUAA	05.16 - 07.20	1968	D	176 kW	1672	253
TIGUAN (AD1, AX1) 2.0 TDI 4motion	DBGC	01.16 - 06.21	1968	D	110 kW	1663	197
TIGUAN (AD1, AX1) 2.0 TDI 4motion	DFGA	01.16 - 06.21	1968	D	110 kW	1672	250
TIGUAN (AD1, AX1) 2.0 TDI 4motion	DFHA	04.16 - 07.20	1968	D	140 kW	1672	250
TIGUAN (AD1, AX1) 2.0 TDI	CYKC	08.16 - 07.20	1968	D	81 kW	1672	251
TIGUAN (AD1, AX1) 2.0 TDI	DFGA	01.16	1968	D	110 kW	1672	250
TIGUAN (AD1, AX1) 2.0 TDI	DFGC	05.16 - 07.19	1968	D	85 kW	1672	251
TIGUAN (AD1, AX1) 2.0 TSI 4motion	CHHB	06.16	1984	B	162 kW	1684	311
TIGUAN (AD1, AX1) 2.0 TSI 4motion	CZPA	01.16	1984	B	132 kW	1679	285
TIGUAN (AD1, AX1) 2.0 TSI 4motion	DKTA	09.18 - 07.20	1984	B	169 kW	1684	315
TIGUAN (AD1, AX1) 2.0 TSI 4motion	DKZA	09.18	1984	B	140 kW	1684	315
TIGUAN (AD1, AX1) 2.0 TSI 4motion	DNNA	09.18	1984	B	140 kW	1684	316
TIGUAN (AD1, AX1) 2.0 TSI 4motion	DNPA	01.21	1984	B	180 kW	1684	316
TIGUAN (AD1, AX1) 2.0 TSI R 4motion	DNFG	11.20	1984	B	235 kW	1684	316
TIGUAN (AD1, AX1) 2.0 TSI R 4motion	DSFE	11.20	1984	B	235 kW	1684	316
TIGUAN ALLSPACE (BW2, BJ2) 1.4 TSI	CZDA	06.17	1395	B	110 kW	1628	15
TIGUAN ALLSPACE (BW2, BJ2) 1.4 TSI	CZDA	07.17	1395	B	110 kW	1628	15
TIGUAN ALLSPACE (BW2, BJ2) 1.4 TSI	CZEA	06.17	1395	B	110 kW	1628	15
TIGUAN ALLSPACE (BW2, BJ2) 1.5 TSI	DADA	09.18	1498	B	110 kW	1627	11
TIGUAN ALLSPACE (BW2, BJ2) 1.5 TSI	DPCA	09.18	1498	B	110 kW	1627	11
TIGUAN ALLSPACE (BW2, BJ2) 2.0 TDI 4motion	CUAA	06.17 - 09.20	1968	D	176 kW	1672	253
TIGUAN ALLSPACE (BW2, BJ2) 2.0 TDI 4motion	DBGC	06.17	1968	D	110 kW	1663	197
TIGUAN ALLSPACE (BW2, BJ2) 2.0 TDI 4motion	DFGA	06.17	1968	D	110 kW	1672	250
TIGUAN ALLSPACE (BW2, BJ2) 2.0 TDI 4motion	DFHA	06.17 - 07.21	1968	D	140 kW	1672	250
TIGUAN ALLSPACE (BW2, BJ2) 2.0 TDI	DFGA	06.17	1968	D	110 kW	1672	250
TIGUAN ALLSPACE (BW2, BJ2) 2.0 TSI 4motion	CXDA	07.17	1984	B	162 kW	1679	285
TIGUAN ALLSPACE (BW2, BJ2) 2.0 TSI 4motion	DGUA	04.17	1984	B	137 kW	1684	316
TIGUAN ALLSPACE (BW2, BJ2) 2.0 TSI 4motion	DGVA	03.17	1984	B	132 kW	1684	316
TIGUAN ALLSPACE (BW2, BJ2) 2.0 TSI 4motion	DNJA	07.17	1984	B	162 kW	1679	285
TIGUAN ALLSPACE (BW2, BJ2) 2.0 TSI 4motion	DNLA	09.18	1984	B	140 kW	1684	316
TIGUAN ALLSPACE (BW2, BJ2) 2.0 TSI 4motion	DNNA	09.18	1984	B	140 kW	1684	316
TIGUAN ALLSPACE (BW2, BJ2) 2.0 TSI 4motion	DNPA	09.20	1984	B	180 kW	1684	316
TIGUAN ALLSPACE (BW2, BJ2) 2.0 TSI 4motion	DPJA	03.20	1984	B	136 kW	1684	316
TIGUAN ALLSPACE (BW2, BJ2) 2.0 TSI 4motion	DTEA	04.17	1984	B	137 kW	1684	316
TIGUAN ALLSPACE (BW2, BJ2) 2.0 TSI	DGUA	04.17	1984	B	137 kW	1684	316
TIGUAN ALLSPACE (BW2, BJ2) 2.0 TSI	DTEA	04.17	1984	B	137 kW	1684	316
TIGUAN Kasten/SUV (AD1) TDI BlueMotion	DFHA	01.16 - 07.20	1968	D	140 kW	1672	250
TIGUAN VAN (5N_) 1.4 TSI (5N1)	CAVA	05.08 - 05.10	1390	B	110 kW	1638	67
TIGUAN VAN (5N_) 1.4 TSI (5N1)	CAXA	08.10 - 05.11	1390	B	90 kW	1638	67
TIGUAN VAN (5N_) 1.4 TSI (5N2)	CTHD	09.12 - 07.18	1390	B	118 kW	1638	67
TIGUAN VAN (5N_) 1.4 TSI 4motion (5N2)	CTHD	09.12 - 07.18	1390	B	118 kW	1638	67
TIGUAN VAN (5N_) 2.0 TDI (5N1)	CFFD	05.10 - 07.11	1968	D	81 kW	1671	247
TIGUAN VAN (5N_) 2.0 TDI (5N1, 5N2)	CFFB	11.09 - 07.18	1968	D	103 kW	1662	191

			<b>ccm</b>		<b>kW</b>		<b>1 POS</b>
TIGUAN VAN (5N_) 2.0 TDI 4motion (5N1, 5N2)	CBAB	11.07 - 07.18	1968	D	103 kW	1662	191
TIGUAN VAN (5N_) 2.0 TDI 4motion (5N1, 5N2)	CFFB	11.07 - 07.18	1968	D	103 kW	1662	191
TIGUAN VAN (5N_) 2.0 TDI 4motion (5N1, 5N2)	CFGB	05.10 - 05.13	1968	D	125 kW	1662	191
TIGUAN VAN (5N_) 2.0 TDI 4motion (5N1, 5N2)	CLJA	11.07 - 07.18	1968	D	103 kW	1662	191
TIGUAN VAN (5N_) 2.0 TDI 4motion (5N2)	CFGC	11.12 - 07.18	1968	D	130 kW	1662	191
TIGUAN VAN (5N_) 2.0 TSI 4motion (5N1)	CCZA	11.09 - 05.11	1984	B	147 kW	1683	307
TIGUAN VAN (5N_) 2.0 TSI 4motion (5N1)	CCZC	11.09 - 05.11	1984	B	125 kW	1678	281
TIGUAN VAN (5N_) 2.0 TSI 4motion (5N2)	CCZB	05.11 - 07.18	1984	B	155 kW	1683	307
TOUAREG (7LA, 7L6, 7L7) 2.5 R5 TDI	BAC	01.03 - 05.10	2461	D	128 kW	1670	235
TOUAREG (7LA, 7L6, 7L7) 2.5 R5 TDI	BLK	08.03 - 05.10	2461	D	120 kW	1670	235
TOUAREG (7LA, 7L6, 7L7) 2.5 R5 TDI	BPD	08.03 - 05.10	2461	D	120 kW	1670	238
TOUAREG (7LA, 7L6, 7L7) 2.5 R5 TDI	BPE	01.03 - 05.10	2461	D	128 kW	1670	238
TOUAREG (7LA, 7L6, 7L7) 3.0 TDI	BUN	04.06 - 05.10	2967	D	155 kW	1685	318
TOUAREG (7LA, 7L6, 7L7) 3.0 TDI	CASB	04.06 - 05.10	2967	D	155 kW	1685	318
TOUAREG (7LA, 7L6, 7L7) 3.0 V6 TDI	BKS	11.04 - 05.10	2967	D	165 kW	1685	318
TOUAREG (7LA, 7L6, 7L7) 3.0 V6 TDI	CASA	01.07 - 12.12	2967	D	176 kW	1685	318
TOUAREG (7LA, 7L6, 7L7) 3.0 V6 TDI	CASC	01.07 - 12.12	2967	D	176 kW	1685	318
TOUAREG (7LA, 7L6, 7L7) 3.0 V6 TDI	CATA	11.04 - 05.10	2967	D	165 kW	1685	318
TOUAREG (7LA, 7L6, 7L7) 3.2 V6	AZZ	10.02 - 05.10	3189	B	162 kW	1686	329
TOUAREG (7LA, 7L6, 7L7) 3.2 V6	BAA	10.02 - 05.10	3189	B	162 kW	1686	329
TOUAREG (7LA, 7L6, 7L7) 3.2 V6	BKJ	10.02 - 05.10	3189	B	162 kW	1686	329
TOUAREG (7LA, 7L6, 7L7) 3.2 V6	BMV	10.02 - 05.10	3189	B	162 kW	1686	329
TOUAREG (7LA, 7L6, 7L7) 3.2 V6	BMV	11.04 - 11.06	3189	B	177 kW	1686	329
TOUAREG (7LA, 7L6, 7L7) 3.2 V6	BMX	10.02 - 05.10	3189	B	162 kW	1686	329
TOUAREG (7LA, 7L6, 7L7) 3.2 V6	BRJ	10.02 - 05.10	3189	B	162 kW	1686	329
TOUAREG (7LA, 7L6, 7L7) 3.6 V6 FSI	BHK	10.05 - 05.10	3597	B	206 kW	1689	344
TOUAREG (7LA, 7L6, 7L7) 3.6 V6 FSI	BHL	10.05 - 05.10	3597	B	206 kW	1689	345
TOUAREG (7LA, 7L6, 7L7) 4.2 V8 FSI	BAR	01.06 - 05.10	4163	B	257 kW	1687	332
TOUAREG (7LA, 7L6, 7L7) 4.2 V8	AXQ	12.02 - 12.07	4172	B	228 kW	1687	333
TOUAREG (7LA, 7L6, 7L7) 4.2 V8	BHX	12.02 - 12.07	4172	B	228 kW	1687	333
TOUAREG (7LA, 7L6, 7L7) 5.0 R50 TDI	CBWA	08.07 - 05.10	4921	D	257 kW	1671	245
TOUAREG (7LA, 7L6, 7L7) 5.0 V10 TDI	AYH	10.02 - 01.13	4921	D	230 kW	1666	215
TOUAREG (7LA, 7L6, 7L7) 5.0 V10 TDI	BKW	10.02 - 01.13	4921	D	230 kW	1669	234
TOUAREG (7LA, 7L6, 7L7) 5.0 V10 TDI	BLE	10.02 - 01.13	4921	D	230 kW	1671	245
TOUAREG (7LA, 7L6, 7L7) 5.0 V10 TDI	BWF	10.02 - 01.13	4921	D	230 kW	1671	242
TOUAREG (7LA, 7L6, 7L7) 6.0 W12	BJN	08.04 - 05.10	5998	B	331 kW	1686	330
TOUAREG (7LA, 7L6, 7L7) 6.0 W12	CFRA	08.04 - 05.10	5998	B	331 kW	1686	330
TOUAREG (7P5, 7P6) 3.0 V6 TDI	CASA	01.10 - 03.18	2967	D	176 kW	1685	318
TOUAREG (7P5, 7P6) 3.0 V6 TDI	CASD	01.10 - 03.18	2967	D	150 kW	1685	318
TOUAREG (7P5, 7P6) 3.0 V6 TDI	CATA	06.10 - 03.18	2967	D	165 kW	1685	318
TOUAREG (7P5, 7P6) 3.0 V6 TDI	CJGD	11.10 - 12.18	2967	D	180 kW	1685	320
TOUAREG (7P5, 7P6) 3.0 V6 TDI	CJMA	01.10 - 03.18	2967	D	150 kW	1685	320
TOUAREG (7P5, 7P6) 3.0 V6 TDI	CNRB	01.10 - 03.18	2967	D	176 kW	1685	320
TOUAREG (7P5, 7P6) 3.0 V6 TDI	CRCA	11.10 - 12.18	2967	D	180 kW	1685	320
TOUAREG (7P5, 7P6) 3.0 V6 TDI	CRCD	01.10 - 03.18	2967	D	150 kW	1685	321
TOUAREG (7P5, 7P6) 3.0 V6 TDI	CVVA	09.14 - 03.18	2967	D	193 kW	1685	323
TOUAREG (7P5, 7P6) 3.0 V6 TDI	CVWA	01.10 - 03.18	2967	D	150 kW	1685	321
TOUAREG (7P5, 7P6) 3.0 V6 TSI Hybrid	CGEA	04.10 - 03.18	2995	B/E	245 kW	1687	331
TOUAREG (7P5, 7P6) 3.0 V6 TSI Hybrid	CGFA	04.10 - 03.18	2995	B/E	245 kW	1687	336
TOUAREG (7P5, 7P6) 3.0 V6 TSI	CJTA	08.10 - 03.18	2995	B	213 kW	1687	335
TOUAREG (7P5, 7P6) 3.0 V6 TSI	CYJA	01.15 - 03.18	2995	B	235 kW	1687	336
TOUAREG (7P5, 7P6) 3.6 V6 FSI	CGRA	04.10 - 03.18	3597	B	206 kW	1689	344
TOUAREG (7P5, 7P6) 3.6 V6 FSI	CMTA	08.10 - 03.18	3597	B	183 kW	1689	344
TOUAREG (7P5, 7P6) 4.2 V8 FSI	CGNA	01.11 - 03.18	4163	B	265 kW	1687	334
TOUAREG (7P5, 7P6) 4.2 V8 TDI	CKDA	01.10 - 03.18	4134	D	250 kW	1685	318
TOUAREG (CR7) 2.0 TFSi 4motion	CYRC	05.18	1984	B	183 kW	1679	285
TOUAREG (CR7) 2.0 TSI 4motion	CYRB	09.18	1984	B	185 kW	1684	314
TOUAREG (CR7) 2.0 TSI 4motion	DMFA	08.18	1984	B	180 kW	1679	285
TOUAREG (CR7) 2.0 TSI 4motion	DNEA	08.18	1984	B	180 kW	1684	316
TOUAREG (CR7) 3.0 R 4motion	DCBE	09.20	2995	E	250 kW	1687	333
TOUAREG (CR7) 3.0 TDI 4motion	CVMD	01.18	2967	D	183 kW	1685	322
TOUAREG (CR7) 3.0 TDI 4motion	DENA	11.17	2967	D	210 kW	1685	324

















							
			ccm				
TOUAREG (CR7) 3.0 TDI 4motion	DEND	05.18	2967	D	170 kW	1686	325
TOUAREG (CR7) 3.0 TDI 4motion	DPYC	05.18	2967	D	170 kW	1686	325
TOUAREG (CR7) 3.0 TDI 4motion	DPYD	11.17	2967	D	210 kW	1686	325
TOUAREG (CR7) 3.0 TDI	CVMC	11.17	2967	D	190 kW	1686	325
TOUAREG (CR7) 3.0 TSI 4motion	DCBE	03.18	2995	B	250 kW	1687	333
TOUAREG (CR7) 3.0 eHybrid 4motion	DCBE	11.20	2995	B/E	280 kW	1687	333
TOUAREG (CR7) 4.0 V8 TDI 4motion	DMVB	06.19	3956	D	310 kW	1686	325
TOUAREG (CR7) eHybrid 4motion	DFKA	11.20	1984	E	270 kW	1684	316
TOUAREG VAN (7P5) 3.0 TDI 4motion	CRCA	05.11 - 12.14	2967	D	180 kW	1685	320
TOURAN (1T1, 1T2) 1.4 TSI EcoFuel	CDGA	05.09 - 05.10	1390	G	110 kW	1639	76
TOURAN (1T1, 1T2) 1.4 TSI	BLG	11.06 - 05.10	1390	B	125 kW	1638	67
TOURAN (1T1, 1T2) 1.4 TSI	BMV	02.06 - 05.10	1390	B	103 kW	1638	67
TOURAN (1T1, 1T2) 1.4 TSI	CAVB	11.06 - 05.10	1390	B	125 kW	1638	67
TOURAN (1T1, 1T2) 1.4 TSI	CAVC	02.06 - 05.10	1390	B	103 kW	1638	67
TOURAN (1T1, 1T2) 1.6 BiFuel	BSF	11.06 - 05.10	1595	B/G	75 kW	1662	190
TOURAN (1T1, 1T2) 1.6 FSI	BAG	02.03 - 01.07	1598	B	85 kW	1638	67
TOURAN (1T1, 1T2) 1.6 FSI	BLF	02.03 - 01.07	1598	B	85 kW	1638	67
TOURAN (1T1, 1T2) 1.6 FSI	BLP	02.03 - 01.07	1598	B	85 kW	1638	67
TOURAN (1T1, 1T2) 1.6	BGU	07.03 - 05.10	1595	B	75 kW	1662	190
TOURAN (1T1, 1T2) 1.6	BSE	07.03 - 05.10	1595	B	75 kW	1662	190
TOURAN (1T1, 1T2) 1.6	BSF	07.03 - 05.10	1595	B	75 kW	1662	190
TOURAN (1T1, 1T2) 1.9 TDI	AVQ	02.03 - 05.10	1896	D	74 kW	1647	118
TOURAN (1T1, 1T2) 1.9 TDI	BKC	08.03 - 05.10	1896	D	77 kW	1647	118
TOURAN (1T1, 1T2) 1.9 TDI	BLS	08.03 - 05.10	1896	D	77 kW	1651	143
TOURAN (1T1, 1T2) 1.9 TDI	BRU	11.04 - 05.10	1896	D	66 kW	1647	118
TOURAN (1T1, 1T2) 1.9 TDI	BXE	08.03 - 05.10	1896	D	77 kW	1647	118
TOURAN (1T1, 1T2) 1.9 TDI	BXF	11.04 - 05.10	1896	D	66 kW	1647	118
TOURAN (1T1, 1T2) 1.9 TDI	BXJ	11.04 - 05.10	1896	D	66 kW	1648	120
TOURAN (1T1, 1T2) 2.0 EcoFuel	BSX	02.06 - 05.09	1984	G	80 kW	1681	298
TOURAN (1T1, 1T2) 2.0 FSI	AXW	10.03 - 01.07	1984	B	110 kW	1680	291
TOURAN (1T1, 1T2) 2.0 FSI	BLR	10.03 - 01.07	1984	B	110 kW	1680	291
TOURAN (1T1, 1T2) 2.0 FSI	BLX	10.03 - 01.07	1984	B	110 kW	1680	291
TOURAN (1T1, 1T2) 2.0 FSI	BLY	10.03 - 01.07	1984	B	110 kW	1680	291
TOURAN (1T1, 1T2) 2.0 FSI	BVY	10.03 - 01.07	1984	B	110 kW	1680	291
TOURAN (1T1, 1T2) 2.0 FSI	BVZ	10.03 - 01.07	1984	B	110 kW	1680	291
TOURAN (1T1, 1T2) 2.0 TDI 16V	BKD	08.03 - 05.10	1968	D	103 kW	1654	159
TOURAN (1T1, 1T2) 2.0 TDI	AZV	02.03 - 05.10	1968	D	100 kW	1654	159
TOURAN (1T1, 1T2) 2.0 TDI	BMM	12.05 - 05.10	1968	D	103 kW	1654	160
TOURAN (1T1, 1T2) 2.0 TDI	BMN	12.05 - 05.10	1968	D	125 kW	1655	161
TOURAN (1T1, 1T2) 2.0 TDI	CFJA	12.05 - 05.10	1968	D	125 kW	1671	247
TOURAN (1T3) 1.2 TSI	CBZB	05.10 - 05.15	1197	B	77 kW	1626	6
TOURAN (1T3) 1.4 TSI EcoFuel	CDGA	05.10 - 05.15	1390	B/G	110 kW	1639	76
TOURAN (1T3) 1.4 TSI	CAVB	05.10 - 05.15	1390	B	125 kW	1638	67
TOURAN (1T3) 1.4 TSI	CAVC	05.10 - 05.15	1390	B	103 kW	1638	67
TOURAN (1T3) 1.4 TSI	CTHB	05.10 - 05.15	1390	B	125 kW	1638	67
TOURAN (1T3) 1.4 TSI	CTHC	05.10 - 05.15	1390	B	103 kW	1638	67
TOURAN (1T3) 1.6 TDI	CAYB	05.10 - 05.15	1598	D	66 kW	1652	146
TOURAN (1T3) 1.6 TDI	CAYC	05.10 - 05.15	1598	D	77 kW	1652	146
TOURAN (1T3) 2.0 TDI	CFHC	05.10 - 05.15	1968	D	103 kW	1671	247
TOURAN (1T3) 2.0 TDI	CFHF	11.10 - 05.15	1968	D	81 kW	1671	247
TOURAN (1T3) 2.0 TDI	CFJA	05.10 - 01.13	1968	D	125 kW	1671	247
TOURAN (1T3) 2.0 TDI	CFJB	01.13 - 05.15	1968	D	130 kW	1671	247
TOURAN (1T3) 2.0 TDI	CLCA	11.10 - 05.15	1968	D	81 kW	1671	247
TOURAN (5T1) 1.2 TSI	CYVB	05.15	1197	B	81 kW	1627	8
TOURAN (5T1) 1.4 TSI	CZDA	05.15	1395	B	110 kW	1628	15
TOURAN (5T1) 1.5 TSI	DADA	11.18	1498	B	110 kW	1627	11
TOURAN (5T1) 1.5 TSI	DPCA	11.18	1498	B	110 kW	1627	11
TOURAN (5T1) 1.6 TDI	CRKB	05.15 - 05.16	1598	D	81 kW	1649	125
TOURAN (5T1) 1.6 TDI	DGDA	05.16	1598	D	85 kW	1646	112
TOURAN (5T1) 1.8 TSI	CJSA	11.15	1798	B	132 kW	1680	290
TOURAN (5T1) 2.0 TDI	CFHF	11.15 - 07.19	1968	D	81 kW	1671	247
TOURAN (5T1) 2.0 TDI	CRVA	11.15 - 07.19	1968	D	81 kW	1673	258

			<b>ccm</b>		<b>kw</b>		<b>1 POS</b>
TOURAN (5T1) 2.0 TDI	CYKB	11.15 - 07.19	1968	D	81 kW	1672	251
TOURAN (5T1) 2.0 TDI	DFEA	05.15	1968	D	110 kW	1672	251
TOURAN (5T1) 2.0 TDI	DFEB	11.15 - 07.19	1968	D	81 kW	1672	251
TOURAN (5T1) 2.0 TDI	DFGA	05.15	1968	D	110 kW	1672	250
TOURAN (5T1) 2.0 TDI	DFGB	11.15 - 07.19	1968	D	81 kW	1672	251
TOURAN (5T1) 2.0 TDI	DFGC	02.19	1968	D	85 kW	1672	251
TOURAN (5T1) 2.0 TDI	DFHA	11.15 - 07.19	1968	D	140 kW	1672	250
TOURAN VAN (1T1, 1T2) 1.9 TDI	AVQ	10.03 - 05.05	1896	D	74 kW	1647	118
TOURAN VAN (1T1, 1T2) 1.9 TDI	BKC	08.03 - 11.06	1896	D	77 kW	1647	118
TOURAN VAN (1T1, 1T2) 1.9 TDI	BRU	11.04 - 05.10	1896	D	66 kW	1647	118
TOURAN VAN (1T1, 1T2) 1.9 TDI	BXE	08.03 - 11.06	1896	D	77 kW	1647	118
TOURAN VAN (1T1, 1T2) 1.9 TDI	BXF	11.04 - 05.10	1896	D	66 kW	1647	118
TOURAN VAN (1T1, 1T2) 1.9 TDI	BXJ	11.04 - 05.10	1896	D	66 kW	1648	120
TOURAN VAN (1T1, 1T2) 2.0 EcoFuel	BSX	02.06 - 11.06	1984	B/G	80 kW	1681	298
TOURAN VAN (1T1, 1T2) 2.0 FSI	BLR	05.04 - 01.07	1984	B	110 kW	1680	291
TOURAN VAN (1T1, 1T2) 2.0 FSI	BLX	05.04 - 01.07	1984	B	110 kW	1680	291
TOURAN VAN (1T1, 1T2) 2.0 FSI	BLY	05.04 - 01.07	1984	B	110 kW	1680	291
TOURAN VAN (1T1, 1T2) 2.0 FSI	BVY	05.04 - 01.07	1984	B	110 kW	1680	291
TOURAN VAN (1T1, 1T2) 2.0 FSI	BVZ	05.04 - 01.07	1984	B	110 kW	1680	291
TOURAN VAN (1T1, 1T2) 2.0 TDI	AZV	02.03 - 05.10	1968	D	100 kW	1654	159
TOURAN VAN (1T1, 1T2) 2.0 TDi	BKD	08.03 - 05.10	1968	D	103 kW	1654	159
TOURAN VAN (1T1, 1T2) 2.0 TDi	BMM	12.05 - 05.10	1968	D	103 kW	1654	160
TOURAN VAN (1T1, 1T2) FSI	BAG	02.03 - 11.06	1598	B	85 kW	1638	67
TOURAN VAN (1T1, 1T2) FSI	BLF	02.03 - 11.06	1598	B	85 kW	1638	67
TOURAN VAN (1T1, 1T2) FSI	BLP	02.03 - 11.06	1598	B	85 kW	1638	67
TOURAN VAN (1T3) 1.2 TSi	CBZB	05.10 - 05.15	1197	B	77 kW	1626	6
TOURAN VAN (1T3) 1.4 TSi	CAVB	05.10 - 05.15	1390	B	125 kW	1638	67
TOURAN VAN (1T3) 1.4 TSi	CAVC	05.10 - 05.15	1390	B	103 kW	1638	67
TOURAN VAN (1T3) 1.4 TSi	CTHB	05.10 - 05.15	1390	B	125 kW	1638	67
TOURAN VAN (1T3) 1.4 TSi	CTHC	05.10 - 05.15	1390	B	103 kW	1638	67
TOURAN VAN (1T3) 1.4 TSi EcoFuel	CDGA	05.10 - 05.15	1390	B/G	110 kW	1639	76
TOURAN VAN (1T3) 1.6 TDI	CAYB	05.10 - 05.15	1598	D	66 kW	1652	146
TOURAN VAN (1T3) 1.6 TDI	CAYC	05.10 - 05.15	1598	D	77 kW	1652	146
TOURAN VAN (1T3) 2.0 TDI	CFHC	05.10 - 05.15	1968	D	103 kW	1671	247
TOURAN VAN (1T3) 2.0 TDi	CFJA	05.10 - 01.13	1968	D	125 kW	1671	247
TRANSPORTER CALIFORNIA T4 Camper (7DJ, 7DK, 70J) 1.9 TD	ABL	07.94 - 04.02	1896	D	50 kW	1649	130
TRANSPORTER CALIFORNIA T4 Camper (7DJ, 7DK, 70J) 2.5 TDI	AHY	07.99 - 04.03	2461	D	111 kW	1665	207
TRANSPORTER CALIFORNIA T4 Camper (7DJ, 7DK, 70J) 2.5 TDI	AJT	05.98 - 04.03	2461	D	65 kW	1665	207
TRANSPORTER CALIFORNIA T4 Camper (7DJ, 7DK, 70J) 2.5 TDI	AXG	07.99 - 04.03	2461	D	111 kW	1665	207
TRANSPORTER CALIFORNIA T4 Camper (7DJ, 7DK, 70J) 2.5 TDI	AYC	04.01 - 04.03	2461	D	75 kW	1665	207
TRANSPORTER CALIFORNIA T4 Camper (7DJ, 7DK, 70J) 2.5 TDI	AYY	05.98 - 04.03	2461	D	65 kW	1665	207
TRANSPORTER CALIFORNIA T4 Camper (7DJ, 7DK, 70J) 2.5	APL	05.99 - 04.03	2461	B	85 kW	1667	219
TRANSPORTER CALIFORNIA T4 Camper (7DJ, 7DK, 70J) 2.5	AVT	05.99 - 04.03	2461	B	85 kW	1668	223
TRANSPORTER CALIFORNIA T4 Camper (7DJ, 7DK, 70J) 2.8 VR6	AES	07.96 - 05.00	2792	B	103 kW	1665	210
TRANSPORTER CALIFORNIA T4 Camper (7DJ, 7DK, 70J) 2.8 VR6	AMV	05.00 - 04.01	2792	B	150 kW	1669	229
TRANSPORTER CALIFORNIA T5 Camper (7EC, 7EF, 7EG, 7HF) 1.9 TDI	AXB	05.07 - 11.09	1896	D	77 kW	1651	138
TRANSPORTER CALIFORNIA T5 Camper (7EC, 7EF, 7EG, 7HF) 1.9 TDI	AXC	05.07 - 11.09	1896	D	63 kW	1651	138
TRANSPORTER CALIFORNIA T5 Camper (7EC, 7EF, 7EG, 7HF) 1.9 TDI	BRS	05.07 - 11.09	1896	D	75 kW	1651	143
TRANSPORTER CALIFORNIA T5 Camper (7EC, 7EF, 7EG, 7HF) 2.0 TDI 4motion	CAAC	10.09 - 08.15	1968	D	103 kW	1671	247
TRANSPORTER CALIFORNIA T5 Camper (7EC, 7EF, 7EG, 7HF) 2.0 TDI 4motion	CAAE	05.10 - 08.15	1968	D	100 kW	1671	247
TRANSPORTER CALIFORNIA T5 Camper (7EC, 7EF, 7EG, 7HF) 2.0 TDI 4motion	CCHA	10.09 - 08.15	1968	D	103 kW	1671	247
TRANSPORTER CALIFORNIA T5 Camper (7EC, 7EF, 7EG, 7HF) 2.0 TDI 4motion	CCHB	05.10 - 08.15	1968	D	100 kW	1671	247
TRANSPORTER CALIFORNIA T5 Camper (7EC, 7EF, 7EG, 7HF) 2.0 TDI 4motion	CFCA	01.10 - 08.15	1968	D	132 kW	1671	247
TRANSPORTER CALIFORNIA T5 Camper (7EC, 7EF, 7EG, 7HF) 2.0 TDI	CAAA	09.09 - 08.15	1968	D	62 kW	1671	247
TRANSPORTER CALIFORNIA T5 Camper (7EC, 7EF, 7EG, 7HF) 2.0 TDI	CAAB	09.09 - 08.15	1968	D	75 kW	1671	247
TRANSPORTER CALIFORNIA T5 Camper (7EC, 7EF, 7EG, 7HF) 2.0 TDI	CAAC	09.09 - 08.15	1968	D	103 kW	1671	247
TRANSPORTER CALIFORNIA T5 Camper (7EC, 7EF, 7EG, 7HF) 2.0 TDI	CAAD	05.11 - 08.15	1968	D	84 kW	1671	247
TRANSPORTER CALIFORNIA T5 Camper (7EC, 7EF, 7EG, 7HF) 2.0 TDI	CAAE	05.10 - 08.15	1968	D	100 kW	1671	247
TRANSPORTER CALIFORNIA T5 Camper (7EC, 7EF, 7EG, 7HF) 2.0 TDI	CCHA	09.09 - 08.15	1968	D	103 kW	1671	247
TRANSPORTER CALIFORNIA T5 Camper (7EC, 7EF, 7EG, 7HF) 2.0 TDI	CCHB	05.10 - 08.15	1968	D	100 kW	1671	247
TRANSPORTER CALIFORNIA T5 Camper (7EC, 7EF, 7EG, 7HF) 2.0 TDI	CFCA	09.09 - 08.15	1968	D	132 kW	1671	247
TRANSPORTER CALIFORNIA T5 Camper (7EC, 7EF, 7EG, 7HF) 2.0 TSI 4motion	CJKA	07.11 - 08.15	1984	B	150 kW	1683	307















							
TRANSPORTER CALIFORNIA T5 Camper (7EC, 7EF, 7EG, 7HF) 2.0 TSI	CJKA	05.11 - 08.15	1984	B	150 kW	1683	307
TRANSPORTER CALIFORNIA T5 Camper (7EC, 7EF, 7EG, 7HF) 2.0 TSI	CJKB	07.12 - 08.15	1984	B	110 kW	1683	307
TRANSPORTER CALIFORNIA T5 Camper (7EC, 7EF, 7EG, 7HF) 2.5 TDI 4motion	AXD	05.07 - 11.09	2461	D	96 kW	1670	235
TRANSPORTER CALIFORNIA T5 Camper (7EC, 7EF, 7EG, 7HF) 2.5 TDI 4motion	AXE	05.07 - 11.09	2461	D	128 kW	1668	227
TRANSPORTER CALIFORNIA T5 Camper (7EC, 7EF, 7EG, 7HF) 2.5 TDI 4motion	BNZ	05.07 - 11.09	2461	D	96 kW	1670	238
TRANSPORTER CALIFORNIA T5 Camper (7EC, 7EF, 7EG, 7HF) 2.5 TDI 4motion	BPC	05.07 - 11.09	2461	D	128 kW	1670	238
TRANSPORTER CALIFORNIA T5 Camper (7EC, 7EF, 7EG, 7HF) 2.5 TDI	AXD	05.07 - 11.09	2461	D	96 kW	1670	235
TRANSPORTER CALIFORNIA T5 Camper (7EC, 7EF, 7EG, 7HF) 2.5 TDI	AXE	05.07 - 11.09	2461	D	128 kW	1668	227
TRANSPORTER CALIFORNIA T5 Camper (7EC, 7EF, 7EG, 7HF) 2.5 TDI	BNZ	05.07 - 11.09	2461	D	96 kW	1670	238
TRANSPORTER CALIFORNIA T5 Camper (7EC, 7EF, 7EG, 7HF) 2.5 TDI	BPC	05.07 - 11.09	2461	D	128 kW	1670	238
TRANSPORTER CALIFORNIA T5 Camper (7EC, 7EF, 7EG, 7HF) 2.5 TDI	BLJ	05.07 - 11.09	2461	D	120 kW	1670	235
TRANSPORTER CALIFORNIA T6 Camper (SGC, SGG, SHC) 2.0 TDI 4motion	CAAC	06.15 - 12.19	1968	D	103 kW	1671	247
TRANSPORTER CALIFORNIA T6 Camper (SGC, SGG, SHC) 2.0 TDI 4motion	CFCA	06.15 - 12.19	1968	D	132 kW	1671	247
TRANSPORTER CALIFORNIA T6 Camper (SGC, SGG, SHC) 2.0 TDI 4motion	CXEB	06.15	1968	D	150 kW	1673	256
TRANSPORTER CALIFORNIA T6 Camper (SGC, SGG, SHC) 2.0 TDI 4motion	CXEC	08.18	1968	D	146 kW	1672	254
TRANSPORTER CALIFORNIA T6 Camper (SGC, SGG, SHC) 2.0 TDI 4motion	CXFA	08.15	1968	D	110 kW	1673	256
TRANSPORTER CALIFORNIA T6 Camper (SGC, SGG, SHC) 2.0 TDI 4motion	CXHA	08.15	1968	D	110 kW	1673	256
TRANSPORTER CALIFORNIA T6 Camper (SGC, SGG, SHC) 2.0 TDI	CAAB	04.15 - 12.19	1968	D	75 kW	1671	247
TRANSPORTER CALIFORNIA T6 Camper (SGC, SGG, SHC) 2.0 TDI	CAAC	04.15 - 12.19	1968	D	103 kW	1671	247
TRANSPORTER CALIFORNIA T6 Camper (SGC, SGG, SHC) 2.0 TDI	CFCA	04.15 - 12.19	1968	D	132 kW	1671	247
TRANSPORTER CALIFORNIA T6 Camper (SGC, SGG, SHC) 2.0 TDI	CXEB	06.15	1968	D	150 kW	1673	256
TRANSPORTER CALIFORNIA T6 Camper (SGC, SGG, SHC) 2.0 TDI	CXEC	08.18	1968	D	146 kW	1672	254
TRANSPORTER CALIFORNIA T6 Camper (SGC, SGG, SHC) 2.0 TDI	CXFA	04.15	1968	D	110 kW	1673	256
TRANSPORTER CALIFORNIA T6 Camper (SGC, SGG, SHC) 2.0 TDI	CXGA	04.15 - 07.19	1968	D	62 kW	1673	255
TRANSPORTER CALIFORNIA T6 Camper (SGC, SGG, SHC) 2.0 TDI	CXGB	04.15 - 12.19	1968	D	75 kW	1673	255
TRANSPORTER CALIFORNIA T6 Camper (SGC, SGG, SHC) 2.0 TDI	CXGD	10.19	1968	D	66 kW	1672	254
TRANSPORTER CALIFORNIA T6 Camper (SGC, SGG, SHC) 2.0 TDI	CXHA	04.15	1968	D	110 kW	1673	256
TRANSPORTER CALIFORNIA T6 Camper (SGC, SGG, SHC) 2.0 TDI	CXHB	05.16 - 08.19	1968	D	84 kW	1672	254
TRANSPORTER CALIFORNIA T6 Camper (SGC, SGG, SHC) 2.0 TDI	CXHC	07.19	1968	D	81 kW	1672	254
TRANSPORTER CALIFORNIA T6 Camper (SGC, SGG, SHC) 2.0 TSI 4motion	CJKA	06.15 - 07.19	1984	B	150 kW	1683	307
TRANSPORTER CALIFORNIA T6 Camper (SGC, SGG, SHC) 2.0 TSI	CJKA	04.15 - 07.19	1984	B	150 kW	1683	307
TRANSPORTER CALIFORNIA T6 Camper (SGC, SGG, SHC) 2.0 TSI	CJKB	04.15 - 07.19	1984	B	110 kW	1683	307
TRANSPORTER GRAND CALIFORNIA Camper (SCB, SCC) 2.0 TDI 4motion	DAUA	04.19	1968	D	103 kW	1673	256
TRANSPORTER GRAND CALIFORNIA Camper (SCB, SCC) 2.0 TDI 4motion	DAVA	04.19	1968	D	130 kW	1673	256
TRANSPORTER GRAND CALIFORNIA Camper (SCB, SCC) 2.0 TDI	DAUA	04.19	1968	D	103 kW	1673	256
TRANSPORTER GRAND CALIFORNIA Camper (SCB, SCC) 2.0 TDI	DAVA	04.19	1968	D	130 kW	1673	256
TRANSPORTER I Bus (22, 24, 25, 28) 1.2	D	11.62 - 08.66	1192	B	25 kW	1643	95
TRANSPORTER I Bus (22, 24, 25, 28) 1.5	H	07.66 - 07.67	1493	B	32 kW	1686	326
TRANSPORTER I Bus (22, 24, 25, 28) 1.6	B	06.66 - 07.67	1584	B	35 kW	1688	341
TRANSPORTER I Kasten (21, 23) 1.2	D	02.62 - 07.67	1192	B	25 kW	1643	95
TRANSPORTER I Kasten (21, 23) 1.2	D	06.59 - 12.66	1192	B	26 kW	1643	95
TRANSPORTER I Kasten (21, 23) 1.5	H	02.62 - 12.68	1493	B	32 kW	1686	326
TRANSPORTER I Kasten (21, 23) 1.6	B	08.64 - 12.68	1584	B	35 kW	1688	341
TRANSPORTER I Pritsche/Fahrgestell (26) 1.2	D	01.50 - 03.62	1192	B	25 kW	1643	95
TRANSPORTER I Pritsche/Fahrgestell (26) 1.5	H	06.66 - 10.70	1493	B	32 kW	1686	326
TRANSPORTER I Pritsche/Fahrgestell (26) 1.6	B	08.64 - 12.68	1584	B	35 kW	1688	341
TRANSPORTER II Bus 1.6	AD	08.70 - 04.79	1584	B	37 kW	1688	337
TRANSPORTER II Bus 1.6	AF	08.67 - 07.70	1584	B	34 kW	1688	338
TRANSPORTER II Bus 1.6	AS	08.70 - 04.79	1584	B	37 kW	1688	340
TRANSPORTER II Bus 1.7	CA	08.71 - 10.73	1679	B	49 kW	1689	346
TRANSPORTER II Bus 1.7	CB	08.71 - 10.73	1679	B	49 kW	1689	346
TRANSPORTER II Bus 1.8	AP	11.73 - 07.75	1795	B	50 kW	1690	350
TRANSPORTER II Bus 2.0	CJ	08.75 - 04.79	1970	B	51 kW	1690	351
TRANSPORTER II Bus 2.0	GD	08.75 - 04.79	1970	B	51 kW	1690	351
TRANSPORTER II Bus 2.0	GE	08.75 - 04.79	1970	B	51 kW	1690	351
TRANSPORTER II Kasten 1.6	AD	08.70 - 07.79	1584	B	37 kW	1688	337
TRANSPORTER II Kasten 1.6	AS	08.70 - 07.79	1584	B	37 kW	1688	340
TRANSPORTER II Kasten 1.6	B	08.68 - 07.79	1584	B	35 kW	1688	341
TRANSPORTER II Kasten 1.7	CA	08.71 - 12.73	1679	B	49 kW	1689	346
TRANSPORTER II Kasten 1.7	CB	08.71 - 12.73	1679	B	49 kW	1689	346
TRANSPORTER II Kasten 1.8	AP	11.73 - 07.75	1795	B	50 kW	1690	350
TRANSPORTER II Kasten 2.0	CJ	08.76 - 07.79	1970	B	51 kW	1690	351

			<b>ccm</b>		<b>kw</b>		<b>1</b> <b>POS</b>
TRANSPORTER II Kasten 2.0	GD	08.76 - 07.79	1970	B	51 kW	1690	351
TRANSPORTER II Kasten 2.0	GE	08.76 - 07.79	1970	B	51 kW	1690	351
TRANSPORTER II Pritsche/Fahrgestell 1.6	AD	08.68 - 07.79	1584	B	37 kW	1688	337
TRANSPORTER II Pritsche/Fahrgestell 1.6	AS	08.68 - 07.79	1584	B	37 kW	1688	340
TRANSPORTER III Bus 1.6 D	CS	01.81 - 07.87	1588	D	37 kW	1640	78
TRANSPORTER III Bus 1.6 D	CS	09.81 - 12.83	1588	D	37 kW	1640	78
TRANSPORTER III Bus 1.6 TD Syncro	JX	03.86 - 07.92	1588	D	51 kW	1641	83
TRANSPORTER III Bus 1.6 TD	JX	08.84 - 07.92	1588	D	51 kW	1641	83
TRANSPORTER III Bus 1.7 D	KY	10.86 - 07.92	1715	D	42 kW	1653	153
TRANSPORTER III Bus 1.9 Syncro	DG	02.85 - 07.92	1913	B	57 kW	1690	352
TRANSPORTER III Bus 1.9	DF	08.82 - 07.92	1913	B	44 kW	1690	351
TRANSPORTER III Bus 1.9	DG	08.82 - 07.92	1913	B	57 kW	1690	352
TRANSPORTER III Bus 1.9	DH	01.83 - 12.86	1913	B	61 kW	1690	352
TRANSPORTER III Bus 1.9	DH	09.84 - 12.85	1913	B	60 kW	1690	352
TRANSPORTER III Bus 1.9	GW	08.83 - 07.85	1913	B	66 kW	1690	352
TRANSPORTER III Bus 2.0	CU	05.79 - 12.83	1970	B	51 kW	1690	351
TRANSPORTER III Bus 2.0	CV	05.79 - 12.83	1970	B	51 kW	1690	351
TRANSPORTER III Bus 2.1 Cat	MV	04.87 - 07.92	2109	B	70 kW	1690	352
TRANSPORTER III Bus 2.1 Syncro	DJ	01.86 - 07.92	2109	B	82 kW	1690	352
TRANSPORTER III Bus 2.1 Syncro	MV	08.85 - 07.92	2109	B	70 kW	1690	352
TRANSPORTER III Bus 2.1 Syncro	SR	10.86 - 07.92	2109	B	64 kW	1690	352
TRANSPORTER III Bus 2.1 i	SS	07.89 - 07.92	2109	B	68 kW	1690	351
TRANSPORTER III Bus 2.1	DJ	08.84 - 07.92	2109	B	82 kW	1690	352
TRANSPORTER III Bus 2.1	MV	08.85 - 07.92	2109	B	70 kW	1690	352
TRANSPORTER III Bus 2.1	MV	09.85 - 12.88	2109	B	71 kW	1690	352
TRANSPORTER III Bus 2.1	SR	10.86 - 07.92	2109	B	64 kW	1690	352
TRANSPORTER III Kasten 1.6 D	CS	01.81 - 07.87	1588	D	37 kW	1640	78
TRANSPORTER III Kasten 1.6 TD Syncro	JX	03.86 - 07.92	1588	D	51 kW	1641	83
TRANSPORTER III Kasten 1.6 TD	JX	10.84 - 07.92	1588	D	51 kW	1641	83
TRANSPORTER III Kasten 1.7 D	KY	08.84 - 07.92	1715	D	42 kW	1653	153
TRANSPORTER III Kasten 1.9 Syncro	DG	11.84 - 07.92	1913	B	57 kW	1690	352
TRANSPORTER III Kasten 1.9	DF	10.82 - 07.92	1913	B	44 kW	1690	351
TRANSPORTER III Kasten 1.9	DG	10.82 - 07.92	1913	B	57 kW	1690	352
TRANSPORTER III Kasten 1.9	DH	01.84 - 02.89	1913	B	61 kW	1690	352
TRANSPORTER III Kasten 1.9	GW	08.83 - 02.89	1913	B	66 kW	1690	352
TRANSPORTER III Kasten 2.0	CU	05.79 - 04.86	1970	B	51 kW	1690	351
TRANSPORTER III Kasten 2.1 Syncro	DJ	03.86 - 07.92	2109	B	82 kW	1690	352
TRANSPORTER III Kasten 2.1 Syncro	MV	08.85 - 12.92	2109	B	70 kW	1690	352
TRANSPORTER III Kasten 2.1 i	SS	07.89 - 07.92	2109	B	68 kW	1690	351
TRANSPORTER III Kasten 2.1	DJ	03.86 - 07.92	2109	B	82 kW	1690	352
TRANSPORTER III Kasten 2.1	MV	08.85 - 12.92	2109	B	70 kW	1690	352
TRANSPORTER III Pritsche/Fahrgestell 1.6 D	CS	01.81 - 07.87	1588	D	37 kW	1640	78
TRANSPORTER III Pritsche/Fahrgestell 1.6 TD Syncro	JX	03.86 - 07.92	1588	D	51 kW	1641	83
TRANSPORTER III Pritsche/Fahrgestell 1.6 TD	JX	10.84 - 07.92	1588	D	51 kW	1641	83
TRANSPORTER III Pritsche/Fahrgestell 1.6 TD	JX	08.85 - 07.87	1588	D	51 kW	1641	83
TRANSPORTER III Pritsche/Fahrgestell 1.7 D	KY	07.89 - 07.92	1715	D	42 kW	1653	153
TRANSPORTER III Pritsche/Fahrgestell 1.7 D	KY	08.85 - 07.87	1715	D	42 kW	1653	153
TRANSPORTER III Pritsche/Fahrgestell 1.9 Syncro	DG	12.84 - 07.92	1913	B	57 kW	1690	352
TRANSPORTER III Pritsche/Fahrgestell 1.9	DF	09.82 - 07.92	1913	B	44 kW	1690	351
TRANSPORTER III Pritsche/Fahrgestell 1.9	DG	08.82 - 07.92	1913	B	57 kW	1690	352
TRANSPORTER III Pritsche/Fahrgestell 1.9	DH	01.84 - 02.89	1913	B	61 kW	1690	352
TRANSPORTER III Pritsche/Fahrgestell 2.0	CU	05.79 - 04.86	1970	B	51 kW	1690	351
TRANSPORTER III Pritsche/Fahrgestell 2.1 Syncro	DJ	03.86 - 07.92	2109	B	82 kW	1690	352
TRANSPORTER III Pritsche/Fahrgestell 2.1 Syncro	MV	08.85 - 12.92	2109	B	70 kW	1690	352
TRANSPORTER III Pritsche/Fahrgestell 2.1 i	SS	07.89 - 07.92	2109	B	68 kW	1690	351
TRANSPORTER III Pritsche/Fahrgestell 2.1	DJ	03.86 - 07.92	2109	B	82 kW	1690	352
TRANSPORTER III Pritsche/Fahrgestell 2.1	MV	08.85 - 12.92	2109	B	70 kW	1690	352
TRANSPORTER IV Bus (70B, 70C, 7DB, 7DK, 70J, 70K, 7DC, 7DJ) 1.8	ACB	09.94 - 12.96	1781	B	62 kW	1664	204
TRANSPORTER IV Bus (70B, 70C, 7DB, 7DK, 70J, 70K, 7DC, 7DJ) 1.8	PD	12.90 - 07.92	1781	B	49 kW	1676	272
TRANSPORTER IV Bus (70B, 70C, 7DB, 7DK, 70J, 70K, 7DC, 7DJ) 1.9 D	1X	09.90 - 12.95	1896	D	44 kW	1649	127
TRANSPORTER IV Bus (70B, 70C, 7DB, 7DK, 70J, 70K, 7DC, 7DJ) 1.9 TD	ABL	10.92 - 04.03	1896	D	50 kW	1649	130
TRANSPORTER IV Bus (70B, 70C, 7DB, 7DK, 70J, 70K, 7DC, 7DJ) 2.0	AAC	09.90 - 04.03	1968	B	62 kW	1664	202












							
TRANSPORTER IV Bus (70B, 70C, 7DB, 7DK, 70J, 70K, 7DC, 7DJ) 2.4 D Syncro	AAB	10.92 - 04.99	2370	D	57 kW	1649	129
TRANSPORTER IV Bus (70B, 70C, 7DB, 7DK, 70J, 70K, 7DC, 7DJ) 2.4 D	AAB	09.90 - 08.04	2370	D	57 kW	1649	129
TRANSPORTER IV Bus (70B, 70C, 7DB, 7DK, 70J, 70K, 7DC, 7DJ) 2.4 D	AJA	05.97 - 06.03	2370	D	55 kW	1650	134
TRANSPORTER IV Bus (70B, 70C, 7DB, 7DK, 70J, 70K, 7DC, 7DJ) 2.5 Syncro	AAF	08.92 - 04.03	2461	B	81 kW	1665	206
TRANSPORTER IV Bus (70B, 70C, 7DB, 7DK, 70J, 70K, 7DC, 7DJ) 2.5 Syncro	ACU	08.92 - 04.03	2461	B	81 kW	1665	206
TRANSPORTER IV Bus (70B, 70C, 7DB, 7DK, 70J, 70K, 7DC, 7DJ) 2.5 Syncro	AEN	08.92 - 04.03	2461	B	81 kW	1665	209
TRANSPORTER IV Bus (70B, 70C, 7DB, 7DK, 70J, 70K, 7DC, 7DJ) 2.5 Syncro	AET	05.95 - 04.03	2461	B	85 kW	1668	223
TRANSPORTER IV Bus (70B, 70C, 7DB, 7DK, 70J, 70K, 7DC, 7DJ) 2.5 Syncro	AEU	08.92 - 04.03	2461	B	81 kW	1666	211
TRANSPORTER IV Bus (70B, 70C, 7DB, 7DK, 70J, 70K, 7DC, 7DJ) 2.5 Syncro	APL	05.95 - 04.03	2461	B	85 kW	1667	219
TRANSPORTER IV Bus (70B, 70C, 7DB, 7DK, 70J, 70K, 7DC, 7DJ) 2.5 Syncro	AVT	05.95 - 04.03	2461	B	85 kW	1668	223
TRANSPORTER IV Bus (70B, 70C, 7DB, 7DK, 70J, 70K, 7DC, 7DJ) 2.5 TDI Syncro	ACV	01.96 - 04.03	2461	D	75 kW	1665	207
TRANSPORTER IV Bus (70B, 70C, 7DB, 7DK, 70J, 70K, 7DC, 7DJ) 2.5 TDI Syncro	AXL	01.96 - 04.03	2461	D	75 kW	1665	207
TRANSPORTER IV Bus (70B, 70C, 7DB, 7DK, 70J, 70K, 7DC, 7DJ) 2.5 TDI	ACV	09.95 - 04.03	2461	D	75 kW	1665	207
TRANSPORTER IV Bus (70B, 70C, 7DB, 7DK, 70J, 70K, 7DC, 7DJ) 2.5 TDI	AHY	05.98 - 04.03	2461	D	111 kW	1665	207
TRANSPORTER IV Bus (70B, 70C, 7DB, 7DK, 70J, 70K, 7DC, 7DJ) 2.5 TDI	AJT	05.98 - 04.03	2461	D	65 kW	1665	207
TRANSPORTER IV Bus (70B, 70C, 7DB, 7DK, 70J, 70K, 7DC, 7DJ) 2.5 TDI	AUF	09.95 - 04.03	2461	D	75 kW	1665	207
TRANSPORTER IV Bus (70B, 70C, 7DB, 7DK, 70J, 70K, 7DC, 7DJ) 2.5 TDI	AXG	05.98 - 04.03	2461	D	111 kW	1665	207
TRANSPORTER IV Bus (70B, 70C, 7DB, 7DK, 70J, 70K, 7DC, 7DJ) 2.5 TDI	AYC	09.95 - 04.03	2461	D	75 kW	1665	207
TRANSPORTER IV Bus (70B, 70C, 7DB, 7DK, 70J, 70K, 7DC, 7DJ) 2.5 TDI	AYY	05.98 - 04.03	2461	D	65 kW	1665	207
TRANSPORTER IV Bus (70B, 70C, 7DB, 7DK, 70J, 70K, 7DC, 7DJ) 2.5	AAF	09.90 - 08.04	2461	B	81 kW	1665	206
TRANSPORTER IV Bus (70B, 70C, 7DB, 7DK, 70J, 70K, 7DC, 7DJ) 2.5	ACU	09.90 - 08.04	2461	B	81 kW	1665	206
TRANSPORTER IV Bus (70B, 70C, 7DB, 7DK, 70J, 70K, 7DC, 7DJ) 2.5	AEN	09.90 - 08.04	2461	B	81 kW	1665	209
TRANSPORTER IV Bus (70B, 70C, 7DB, 7DK, 70J, 70K, 7DC, 7DJ) 2.5	AET	08.96 - 04.03	2461	B	85 kW	1668	223
TRANSPORTER IV Bus (70B, 70C, 7DB, 7DK, 70J, 70K, 7DC, 7DJ) 2.5	AEU	09.90 - 08.04	2461	B	81 kW	1666	211
TRANSPORTER IV Bus (70B, 70C, 7DB, 7DK, 70J, 70K, 7DC, 7DJ) 2.5	APL	08.96 - 04.03	2461	B	85 kW	1667	219
TRANSPORTER IV Bus (70B, 70C, 7DB, 7DK, 70J, 70K, 7DC, 7DJ) 2.5	AVT	08.96 - 04.03	2461	B	85 kW	1668	223
TRANSPORTER IV Bus (70B, 70C, 7DB, 7DK, 70J, 70K, 7DC, 7DJ) 2.8 VR6	AES	11.95 - 12.01	2792	B	103 kW	1665	210
TRANSPORTER IV Bus (70B, 70C, 7DB, 7DK, 70J, 70K, 7DC, 7DJ) 2.8 VR6	AMV	04.00 - 04.03	2792	B	150 kW	1669	229
TRANSPORTER IV Bus (70B, 70C, 7DB, 7DK, 70J, 70K, 7DC, 7DJ) 2.8 VR6	AXK	04.00 - 04.03	2792	B	150 kW	1658	174
TRANSPORTER IV Kasten (70A, 70H, 7DA, 7DH) 1.8	PD	12.90 - 07.92	1781	B	49 kW	1676	272
TRANSPORTER IV Kasten (70A, 70H, 7DA, 7DH) 1.9 D	1X	07.90 - 12.95	1896	D	45 kW	1649	127
TRANSPORTER IV Kasten (70A, 70H, 7DA, 7DH) 1.9 D	1X	09.90 - 12.95	1896	D	44 kW	1649	127
TRANSPORTER IV Kasten (70A, 70H, 7DA, 7DH) 1.9 TD	ABL	10.92 - 04.03	1896	D	50 kW	1649	130
TRANSPORTER IV Kasten (70A, 70H, 7DA, 7DH) 2.0	AAC	07.90 - 04.03	1968	B	62 kW	1664	202
TRANSPORTER IV Kasten (70A, 70H, 7DA, 7DH) 2.4 D Syncro	AAB	10.92 - 04.99	2370	D	57 kW	1649	129
TRANSPORTER IV Kasten (70A, 70H, 7DA, 7DH) 2.4 D	AAB	07.90 - 04.99	2370	D	57 kW	1649	129
TRANSPORTER IV Kasten (70A, 70H, 7DA, 7DH) 2.4 D	AJA	08.97 - 04.03	2370	D	55 kW	1650	134
TRANSPORTER IV Kasten (70A, 70H, 7DA, 7DH) 2.5 Syncro	AAF	11.92 - 11.01	2461	B	81 kW	1665	206
TRANSPORTER IV Kasten (70A, 70H, 7DA, 7DH) 2.5 Syncro	AAF	11.92 - 11.01	2461	B	81 kW	1665	206
TRANSPORTER IV Kasten (70A, 70H, 7DA, 7DH) 2.5 Syncro	ACU	11.92 - 11.01	2461	B	81 kW	1665	206
TRANSPORTER IV Kasten (70A, 70H, 7DA, 7DH) 2.5 Syncro	AEN	11.92 - 11.01	2461	B	81 kW	1665	209
TRANSPORTER IV Kasten (70A, 70H, 7DA, 7DH) 2.5 Syncro	AET	05.95 - 04.03	2461	B	85 kW	1668	223
TRANSPORTER IV Kasten (70A, 70H, 7DA, 7DH) 2.5 Syncro	AEU	11.92 - 11.01	2461	B	81 kW	1666	211
TRANSPORTER IV Kasten (70A, 70H, 7DA, 7DH) 2.5 Syncro	APL	05.95 - 04.03	2461	B	85 kW	1667	219
TRANSPORTER IV Kasten (70A, 70H, 7DA, 7DH) 2.5 Syncro	AVT	05.95 - 04.03	2461	B	85 kW	1668	223
TRANSPORTER IV Kasten (70A, 70H, 7DA, 7DH) 2.5 TDI Syncro	ACV	09.95 - 04.03	2461	D	75 kW	1665	207
TRANSPORTER IV Kasten (70A, 70H, 7DA, 7DH) 2.5 TDI Syncro	AXL	09.95 - 04.03	2461	D	75 kW	1665	207
TRANSPORTER IV Kasten (70A, 70H, 7DA, 7DH) 2.5 TDI	ACV	09.95 - 04.03	2461	D	75 kW	1665	207
TRANSPORTER IV Kasten (70A, 70H, 7DA, 7DH) 2.5 TDI	AHY	09.00 - 04.03	2461	D	111 kW	1665	207
TRANSPORTER IV Kasten (70A, 70H, 7DA, 7DH) 2.5 TDI	AJT	12.98 - 04.03	2461	D	65 kW	1665	207
TRANSPORTER IV Kasten (70A, 70H, 7DA, 7DH) 2.5 TDI	AUF	09.95 - 04.03	2461	D	75 kW	1665	207
TRANSPORTER IV Kasten (70A, 70H, 7DA, 7DH) 2.5 TDI	AXG	09.00 - 04.03	2461	D	111 kW	1665	207
TRANSPORTER IV Kasten (70A, 70H, 7DA, 7DH) 2.5 TDI	AYC	09.95 - 04.03	2461	D	75 kW	1665	207
TRANSPORTER IV Kasten (70A, 70H, 7DA, 7DH) 2.5 TDI	AYY	12.98 - 04.03	2461	D	65 kW	1665	207
TRANSPORTER IV Kasten (70A, 70H, 7DA, 7DH) 2.5	AAF	11.90 - 04.03	2461	B	81 kW	1665	206
TRANSPORTER IV Kasten (70A, 70H, 7DA, 7DH) 2.5	ACU	11.90 - 04.03	2461	B	81 kW	1665	206
TRANSPORTER IV Kasten (70A, 70H, 7DA, 7DH) 2.5	AEN	11.90 - 04.03	2461	B	81 kW	1665	209
TRANSPORTER IV Kasten (70A, 70H, 7DA, 7DH) 2.5	AET	08.96 - 04.03	2461	B	85 kW	1668	223
TRANSPORTER IV Kasten (70A, 70H, 7DA, 7DH) 2.5	AEU	11.90 - 04.03	2461	B	81 kW	1666	211
TRANSPORTER IV Kasten (70A, 70H, 7DA, 7DH) 2.5	APL	08.96 - 04.03	2461	B	85 kW	1667	219
TRANSPORTER IV Kasten (70A, 70H, 7DA, 7DH) 2.5	AVT	08.96 - 04.03	2461	B	85 kW	1668	223
TRANSPORTER IV Kasten (70A, 70H, 7DA, 7DH) 2.8 VR6	AES	05.96 - 05.00	2792	B	103 kW	1665	210

			<b>ccm</b>		<b>kw</b>		<b>1 POS</b>
TRANSPORTER IV Kasten (70A, 70H, 7DA, 7DH) 2.8 VR6	AMV	06.00 - 04.03	2792	B	150 kW	1669	229
TRANSPORTER IV Kasten (70A, 70H, 7DA, 7DH) 2.8 VR6	AXK	06.00 - 04.03	2792	B	150 kW	1658	174
TRANSPORTER IV Pritsche/Fahrgestell (70E, 70L, 70M, 7DE, 7DL 1.8	PD	12.90 - 07.92	1781	B	49 kW	1676	272
TRANSPORTER IV Pritsche/Fahrgestell (70E, 70L, 70M, 7DE, 7DL 1.9 D	1X	07.90 - 12.95	1896	D	45 kW	1649	127
TRANSPORTER IV Pritsche/Fahrgestell (70E, 70L, 70M, 7DE, 7DL 1.9 D	1X	09.90 - 12.95	1896	D	44 kW	1649	127
TRANSPORTER IV Pritsche/Fahrgestell (70E, 70L, 70M, 7DE, 7DL 1.9 TD	ABL	10.92 - 04.03	1896	D	50 kW	1649	130
TRANSPORTER IV Pritsche/Fahrgestell (70E, 70L, 70M, 7DE, 7DL 2.0	AAC	07.90 - 04.03	1968	B	62 kW	1664	202
TRANSPORTER IV Pritsche/Fahrgestell (70E, 70L, 70M, 7DE, 7DL 2.4 D Syncro	AAB	10.92 - 04.99	2370	D	57 kW	1649	129
TRANSPORTER IV Pritsche/Fahrgestell (70E, 70L, 70M, 7DE, 7DL 2.4 D	AAB	09.90 - 04.99	2370	D	57 kW	1649	129
TRANSPORTER IV Pritsche/Fahrgestell (70E, 70L, 70M, 7DE, 7DL 2.4 D	AJA	08.97 - 04.03	2370	D	55 kW	1650	134
TRANSPORTER IV Pritsche/Fahrgestell (70E, 70L, 70M, 7DE, 7DL 2.5 Syncro	AAF	11.92 - 11.01	2461	B	81 kW	1665	206
TRANSPORTER IV Pritsche/Fahrgestell (70E, 70L, 70M, 7DE, 7DL 2.5 Syncro	ACU	11.92 - 11.01	2461	B	81 kW	1665	206
TRANSPORTER IV Pritsche/Fahrgestell (70E, 70L, 70M, 7DE, 7DL 2.5 Syncro	AEN	11.92 - 11.01	2461	B	81 kW	1665	209
TRANSPORTER IV Pritsche/Fahrgestell (70E, 70L, 70M, 7DE, 7DL 2.5 Syncro	AET	05.95 - 04.03	2461	B	85 kW	1668	223
TRANSPORTER IV Pritsche/Fahrgestell (70E, 70L, 70M, 7DE, 7DL 2.5 Syncro	AEU	11.92 - 11.01	2461	B	81 kW	1666	211
TRANSPORTER IV Pritsche/Fahrgestell (70E, 70L, 70M, 7DE, 7DL 2.5 Syncro	APL	05.95 - 04.03	2461	B	85 kW	1667	219
TRANSPORTER IV Pritsche/Fahrgestell (70E, 70L, 70M, 7DE, 7DL 2.5 Syncro	AVT	05.95 - 04.03	2461	B	85 kW	1668	223
TRANSPORTER IV Pritsche/Fahrgestell (70E, 70L, 70M, 7DE, 7DL 2.5 TDI Syncro	ACV	05.98 - 04.03	2461	D	75 kW	1665	207
TRANSPORTER IV Pritsche/Fahrgestell (70E, 70L, 70M, 7DE, 7DL 2.5 TDI Syncro	AXL	05.98 - 04.03	2461	D	75 kW	1665	207
TRANSPORTER IV Pritsche/Fahrgestell (70E, 70L, 70M, 7DE, 7DL 2.5 TDI	ACV	09.95 - 04.03	2461	D	75 kW	1665	207
TRANSPORTER IV Pritsche/Fahrgestell (70E, 70L, 70M, 7DE, 7DL 2.5 TDI	AJT	05.98 - 04.03	2461	D	65 kW	1665	207
TRANSPORTER IV Pritsche/Fahrgestell (70E, 70L, 70M, 7DE, 7DL 2.5 TDI	AUF	09.95 - 04.03	2461	D	75 kW	1665	207
TRANSPORTER IV Pritsche/Fahrgestell (70E, 70L, 70M, 7DE, 7DL 2.5 TDI	AYC	09.95 - 04.03	2461	D	75 kW	1665	207
TRANSPORTER IV Pritsche/Fahrgestell (70E, 70L, 70M, 7DE, 7DL 2.5 TDI	AYY	05.98 - 04.03	2461	D	65 kW	1665	207
TRANSPORTER IV Pritsche/Fahrgestell (70E, 70L, 70M, 7DE, 7DL 2.5	AAF	11.90 - 04.03	2461	B	81 kW	1665	206
TRANSPORTER IV Pritsche/Fahrgestell (70E, 70L, 70M, 7DE, 7DL 2.5	ACU	11.90 - 04.03	2461	B	81 kW	1665	206
TRANSPORTER IV Pritsche/Fahrgestell (70E, 70L, 70M, 7DE, 7DL 2.5	AEN	11.90 - 04.03	2461	B	81 kW	1665	209
TRANSPORTER IV Pritsche/Fahrgestell (70E, 70L, 70M, 7DE, 7DL 2.5	AET	08.96 - 04.03	2461	B	85 kW	1668	223
TRANSPORTER IV Pritsche/Fahrgestell (70E, 70L, 70M, 7DE, 7DL 2.5	AEU	11.90 - 04.03	2461	B	81 kW	1666	211
TRANSPORTER IV Pritsche/Fahrgestell (70E, 70L, 70M, 7DE, 7DL 2.5	APL	08.96 - 04.03	2461	B	85 kW	1667	219
TRANSPORTER IV Pritsche/Fahrgestell (70E, 70L, 70M, 7DE, 7DL 2.5	AVT	08.96 - 04.03	2461	B	85 kW	1668	223
TRANSPORTER IV Pritsche/Fahrgestell (70E, 70L, 70M, 7DE, 7DL 2.8 VR6	AMV	06.00 - 04.03	2792	B	150 kW	1669	229
TRANSPORTER IV Pritsche/Fahrgestell (70E, 70L, 70M, 7DE, 7DL 2.8	AES	05.96 - 05.00	2792	B	103 kW	1665	210
TRANSPORTER KOMBI Bus (T2) 1.4 Flex	BTJ	08.04 - 11.13	1390	B/E	59 kW	1639	72
TRANSPORTER KOMBI Bus (T2) 1.4	BTJ	01.06	1390	B	57 kW	1639	72
TRANSPORTER KOMBI Kasten (T2) 1.4 Flex	BTJ	01.06 - 12.12	1390	B/E	59 kW	1639	72
TRANSPORTER KOMBI Kasten (T2) 1.6 D	BE	02.81 - 12.86	1588	D	40 kW	1638	69
TRANSPORTER KOMBI Pritsche/Fahrgestell (T2) 1.6 D	BE	02.81 - 12.86	1588	D	40 kW	1638	69
TRANSPORTER MICROBUS / VOLKSIEBUS 1.8	AAX	09.95 - 12.99	1781	B	70 kW	1658	176
TRANSPORTER MICROBUS / VOLKSIEBUS 2.3	AFU	06.95 - 07.02	2309	B	90 kW	1684	317
TRANSPORTER MICROBUS / VOLKSIEBUS 2.5	ADV	06.95 - 12.99	2553	B	100 kW	1684	317
TRANSPORTER MULTIVAN T7 (STM, STN) 1.4 e-Hybrid	DGEA	08.21	1395	B/E	160 kW	1628	16
TRANSPORTER MULTIVAN T7 (STM, STN) 2.0 Tsi	DRNB	10.21	1984	B	150 kW	1684	316
TRANSPORTER MULTIVAN V (7HM, 7HN, 7HF, 7EF, 7EM, 7EN) 1.9 TDI	AXC	04.03 - 11.09	1896	D	63 kW	1651	138
TRANSPORTER MULTIVAN V (7HM, 7HN, 7HF, 7EF, 7EM, 7EN) 1.9 TDI	BRR	01.06 - 11.09	1896	D	62 kW	1651	143
TRANSPORTER MULTIVAN V (7HM, 7HN, 7HF, 7EF, 7EM, 7EN) 1.9 TDI	BRS	06.06 - 11.09	1896	D	75 kW	1651	143
TRANSPORTER MULTIVAN V (7HM, 7HN, 7HF, 7EF, 7EM, 7EN) 2.0 BITDI 4motion	CFCA	09.09 - 08.15	1968	D	132 kW	1671	247
TRANSPORTER MULTIVAN V (7HM, 7HN, 7HF, 7EF, 7EM, 7EN) 2.0 BITDI	CFCA	09.09 - 08.15	1968	D	132 kW	1671	247
TRANSPORTER MULTIVAN V (7HM, 7HN, 7HF, 7EF, 7EM, 7EN) 2.0 TDI 4motion	CAAC	09.09 - 08.15	1968	D	103 kW	1671	247
TRANSPORTER MULTIVAN V (7HM, 7HN, 7HF, 7EF, 7EM, 7EN) 2.0 TDI 4motion	CAAE	05.10 - 08.15	1968	D	100 kW	1671	247
TRANSPORTER MULTIVAN V (7HM, 7HN, 7HF, 7EF, 7EM, 7EN) 2.0 TDI 4motion	CCHA	09.09 - 08.15	1968	D	103 kW	1671	247
TRANSPORTER MULTIVAN V (7HM, 7HN, 7HF, 7EF, 7EM, 7EN) 2.0 TDI 4motion	CCHB	05.10 - 08.15	1968	D	100 kW	1671	247
TRANSPORTER MULTIVAN V (7HM, 7HN, 7HF, 7EF, 7EM, 7EN) 2.0 TDI	CAAA	09.09 - 08.15	1968	D	62 kW	1671	247
TRANSPORTER MULTIVAN V (7HM, 7HN, 7HF, 7EF, 7EM, 7EN) 2.0 TDI	CAAB	09.09 - 08.15	1968	D	75 kW	1671	247
TRANSPORTER MULTIVAN V (7HM, 7HN, 7HF, 7EF, 7EM, 7EN) 2.0 TDI	CAAC	09.09 - 08.15	1968	D	103 kW	1671	247
TRANSPORTER MULTIVAN V (7HM, 7HN, 7HF, 7EF, 7EM, 7EN) 2.0 TDI	CAAD	05.11 - 08.15	1968	D	84 kW	1671	247
TRANSPORTER MULTIVAN V (7HM, 7HN, 7HF, 7EF, 7EM, 7EN) 2.0 TDI	CAAE	05.10 - 08.15	1968	D	100 kW	1671	247
TRANSPORTER MULTIVAN V (7HM, 7HN, 7HF, 7EF, 7EM, 7EN) 2.0 TDI	CCHA	09.09 - 08.15	1968	D	103 kW	1671	247
TRANSPORTER MULTIVAN V (7HM, 7HN, 7HF, 7EF, 7EM, 7EN) 2.0 TDI	CCHB	05.10 - 08.15	1968	D	100 kW	1671	247
TRANSPORTER MULTIVAN V (7HM, 7HN, 7HF, 7EF, 7EM, 7EN) 2.0 TSI 4motion	CJKA	07.11 - 08.15	1984	B	150 kW	1683	307
TRANSPORTER MULTIVAN V (7HM, 7HN, 7HF, 7EF, 7EM, 7EN) 2.0 TSI	CJKA	05.11 - 08.15	1984	B	150 kW	1683	307
TRANSPORTER MULTIVAN V (7HM, 7HN, 7HF, 7EF, 7EM, 7EN) 2.0 TSI	CJKB	07.12 - 08.15	1984	B	110 kW	1683	307















							
TRANSPORTER MULTIVAN V (7HM, 7HN, 7HF, 7EF, 7EM, 7EN) 2.0	AXA	11.03 - 08.15	1984	B	85 kW	1681	298
TRANSPORTER MULTIVAN V (7HM, 7HN, 7HF, 7EF, 7EM, 7EN) 2.5 TDI 4motion	AXD	11.03 - 11.09	2461	D	96 kW	1670	235
TRANSPORTER MULTIVAN V (7HM, 7HN, 7HF, 7EF, 7EM, 7EN) 2.5 TDI 4motion	AXE	11.03 - 11.09	2461	D	128 kW	1668	227
TRANSPORTER MULTIVAN V (7HM, 7HN, 7HF, 7EF, 7EM, 7EN) 2.5 TDI 4motion	BNZ	11.03 - 11.09	2461	D	96 kW	1670	238
TRANSPORTER MULTIVAN V (7HM, 7HN, 7HF, 7EF, 7EM, 7EN) 2.5 TDI 4motion	BPC	11.03 - 11.09	2461	D	128 kW	1670	238
TRANSPORTER MULTIVAN V (7HM, 7HN, 7HF, 7EF, 7EM, 7EN) 2.5 TDI	AXD	04.03 - 11.09	2461	D	96 kW	1670	235
TRANSPORTER MULTIVAN V (7HM, 7HN, 7HF, 7EF, 7EM, 7EN) 2.5 TDI	AXE	04.03 - 11.09	2461	D	128 kW	1668	227
TRANSPORTER MULTIVAN V (7HM, 7HN, 7HF, 7EF, 7EM, 7EN) 2.5 TDI	BLJ	11.03 - 11.09	2461	D	120 kW	1670	235
TRANSPORTER MULTIVAN V (7HM, 7HN, 7HF, 7EF, 7EM, 7EN) 2.5 TDI	BNZ	04.03 - 11.09	2461	D	96 kW	1670	238
TRANSPORTER MULTIVAN V (7HM, 7HN, 7HF, 7EF, 7EM, 7EN) 2.5 TDI	BPC	04.03 - 11.09	2461	D	128 kW	1670	238
TRANSPORTER MULTIVAN V (7HM, 7HN, 7HF, 7EF, 7EM, 7EN) VR6 3.2 4motion	BDL	07.04 - 12.09	3189	B	173 kW	1686	329
TRANSPORTER MULTIVAN V (7HM, 7HN, 7HF, 7EF, 7EM, 7EN) VR6 3.2 4motion	BKK	07.04 - 12.09	3189	B	173 kW	1686	329
TRANSPORTER MULTIVAN V (7HM, 7HN, 7HF, 7EF, 7EM, 7EN) VR6 3.2 4motion	CFLA	07.04 - 12.09	3189	B	173 kW	1686	329
TRANSPORTER MULTIVAN V (7HM, 7HN, 7HF, 7EF, 7EM, 7EN) VR6 3.2	BDL	02.04 - 12.09	3189	B	173 kW	1686	329
TRANSPORTER MULTIVAN V (7HM, 7HN, 7HF, 7EF, 7EM, 7EN) VR6 3.2	BKK	02.04 - 12.09	3189	B	173 kW	1686	329
TRANSPORTER MULTIVAN V (7HM, 7HN, 7HF, 7EF, 7EM, 7EN) VR6 3.2	CFLA	02.04 - 12.09	3189	B	173 kW	1686	329
TRANSPORTER MULTIVAN VI (SGF, SGM, SGN, SHM, SHN) 2.0 TDI 4motion	CAAC	06.15 - 12.19	1968	D	103 kW	1671	247
TRANSPORTER MULTIVAN VI (SGF, SGM, SGN, SHM, SHN) 2.0 TDI 4motion	CFCA	06.15 - 12.19	1968	D	132 kW	1671	247
TRANSPORTER MULTIVAN VI (SGF, SGM, SGN, SHM, SHN) 2.0 TDI 4motion	CXEB	06.15	1968	D	150 kW	1673	256
TRANSPORTER MULTIVAN VI (SGF, SGM, SGN, SHM, SHN) 2.0 TDI 4motion	CXEC	12.18	1968	D	146 kW	1672	254
TRANSPORTER MULTIVAN VI (SGF, SGM, SGN, SHM, SHN) 2.0 TDI 4motion	CXFA	08.15	1968	D	110 kW	1673	256
TRANSPORTER MULTIVAN VI (SGF, SGM, SGN, SHM, SHN) 2.0 TDI 4motion	CXHA	08.15	1968	D	110 kW	1673	256
TRANSPORTER MULTIVAN VI (SGF, SGM, SGN, SHM, SHN) 2.0 TDI	CAAA	04.15 - 07.19	1968	D	62 kW	1671	247
TRANSPORTER MULTIVAN VI (SGF, SGM, SGN, SHM, SHN) 2.0 TDI	CAAB	04.15 - 12.19	1968	D	75 kW	1671	247
TRANSPORTER MULTIVAN VI (SGF, SGM, SGN, SHM, SHN) 2.0 TDI	CAAC	04.15 - 05.20	1968	D	103 kW	1671	247
TRANSPORTER MULTIVAN VI (SGF, SGM, SGN, SHM, SHN) 2.0 TDI	CFCA	04.15 - 12.19	1968	D	132 kW	1671	247
TRANSPORTER MULTIVAN VI (SGF, SGM, SGN, SHM, SHN) 2.0 TDI	CXEB	06.15	1968	D	150 kW	1673	256
TRANSPORTER MULTIVAN VI (SGF, SGM, SGN, SHM, SHN) 2.0 TDI	CXEC	11.18	1968	D	146 kW	1672	254
TRANSPORTER MULTIVAN VI (SGF, SGM, SGN, SHM, SHN) 2.0 TDI	CXFA	04.15	1968	D	110 kW	1673	256
TRANSPORTER MULTIVAN VI (SGF, SGM, SGN, SHM, SHN) 2.0 TDI	CXGA	04.15 - 07.19	1968	D	62 kW	1673	255
TRANSPORTER MULTIVAN VI (SGF, SGM, SGN, SHM, SHN) 2.0 TDI	CXGB	04.15 - 12.19	1968	D	75 kW	1673	255
TRANSPORTER MULTIVAN VI (SGF, SGM, SGN, SHM, SHN) 2.0 TDI	CXHA	04.15	1968	D	110 kW	1673	256
TRANSPORTER MULTIVAN VI (SGF, SGM, SGN, SHM, SHN) 2.0 TDI	CXHB	05.16 - 08.19	1968	D	84 kW	1672	254
TRANSPORTER MULTIVAN VI (SGF, SGM, SGN, SHM, SHN) 2.0 TDI	CXHC	07.19	1968	D	81 kW	1672	254
TRANSPORTER MULTIVAN VI (SGF, SGM, SGN, SHM, SHN) 2.0 TSI 4motion	CJKA	06.15 - 07.19	1984	B	150 kW	1683	307
TRANSPORTER MULTIVAN VI (SGF, SGM, SGN, SHM, SHN) 2.0 TSI	CJKA	04.15 - 07.19	1984	B	150 kW	1683	307
TRANSPORTER MULTIVAN VI (SGF, SGM, SGN, SHM, SHN) 2.0 TSI	CJKB	04.15 - 07.19	1984	B	110 kW	1683	307
TRANSPORTER Passenger VAN 2.4 TDI	AAB	09.92 - 12.94	2370	D	57 kW	1649	129
TRANSPORTER V Bus (7HB, 7HJ, 7EB, 7EJ) 1.9 TDI	AXB	04.03 - 10.11	1896	D	77 kW	1651	138
TRANSPORTER V Bus (7HB, 7HJ, 7EB, 7EJ) 1.9 TDI	AXC	04.03 - 11.09	1896	D	63 kW	1651	138
TRANSPORTER V Bus (7HB, 7HJ, 7EB, 7EJ) 1.9 TDI	BRR	01.06 - 11.09	1896	D	62 kW	1651	143
TRANSPORTER V Bus (7HB, 7HJ, 7EB, 7EJ) 1.9 TDI	BRS	06.06 - 11.09	1896	D	75 kW	1651	143
TRANSPORTER V Bus (7HB, 7HJ, 7EB, 7EJ) 2.0 BITDI 4motion	CFCA	09.09 - 08.15	1968	D	132 kW	1671	247
TRANSPORTER V Bus (7HB, 7HJ, 7EB, 7EJ) 2.0 BITDI	CFCA	09.09 - 08.15	1968	D	132 kW	1671	247
TRANSPORTER V Bus (7HB, 7HJ, 7EB, 7EJ) 2.0 CNG	AXA	01.06 - 08.15	1984	B/G	85 kW	1681	298
TRANSPORTER V Bus (7HB, 7HJ, 7EB, 7EJ) 2.0 TDI 4motion	CAAC	09.09 - 08.15	1968	D	103 kW	1671	247
TRANSPORTER V Bus (7HB, 7HJ, 7EB, 7EJ) 2.0 TDI 4motion	CAAE	05.10 - 08.15	1968	D	100 kW	1671	247
TRANSPORTER V Bus (7HB, 7HJ, 7EB, 7EJ) 2.0 TDI 4motion	CCHA	09.09 - 08.15	1968	D	103 kW	1671	247
TRANSPORTER V Bus (7HB, 7HJ, 7EB, 7EJ) 2.0 TDI 4motion	CCHB	05.10 - 08.15	1968	D	100 kW	1671	247
TRANSPORTER V Bus (7HB, 7HJ, 7EB, 7EJ) 2.0 TDI	CAAA	09.09 - 08.15	1968	D	62 kW	1671	247
TRANSPORTER V Bus (7HB, 7HJ, 7EB, 7EJ) 2.0 TDI	CAAB	09.09 - 08.15	1968	D	75 kW	1671	247
TRANSPORTER V Bus (7HB, 7HJ, 7EB, 7EJ) 2.0 TDI	CAAC	09.09 - 08.15	1968	D	103 kW	1671	247
TRANSPORTER V Bus (7HB, 7HJ, 7EB, 7EJ) 2.0 TDI	CAAD	05.11 - 08.15	1968	D	84 kW	1671	247
TRANSPORTER V Bus (7HB, 7HJ, 7EB, 7EJ) 2.0 TDI	CAAE	05.10 - 08.15	1968	D	100 kW	1671	247
TRANSPORTER V Bus (7HB, 7HJ, 7EB, 7EJ) 2.0 TDI	CCHA	09.09 - 08.15	1968	D	103 kW	1671	247
TRANSPORTER V Bus (7HB, 7HJ, 7EB, 7EJ) 2.0 TDI	CCHB	05.10 - 08.15	1968	D	100 kW	1671	247
TRANSPORTER V Bus (7HB, 7HJ, 7EB, 7EJ) 2.0 TSI 4motion	CJKA	07.11 - 08.15	1984	B	150 kW	1683	307
TRANSPORTER V Bus (7HB, 7HJ, 7EB, 7EJ) 2.0 TSI	CJKA	05.11 - 08.15	1984	B	150 kW	1683	307
TRANSPORTER V Bus (7HB, 7HJ, 7EB, 7EJ) 2.0 TSI	CJKB	07.12 - 08.15	1984	B	110 kW	1683	307
TRANSPORTER V Bus (7HB, 7HJ, 7EB, 7EJ) 2.0	AXA	11.03 - 08.15	1984	B	85 kW	1681	298
TRANSPORTER V Bus (7HB, 7HJ, 7EB, 7EJ) 2.5 TDI 4motion	AXD	07.04 - 11.09	2461	D	96 kW	1670	235
TRANSPORTER V Bus (7HB, 7HJ, 7EB, 7EJ) 2.5 TDI 4motion	AXE	07.04 - 11.09	2461	D	128 kW	1668	227



			<b>ccm</b>		<b>kw</b>		<b>1</b> <b>POS</b>
TRANSPORTER V Bus (7HB, 7HJ, 7EB, 7EJ) 2.5 TDI 4motion	BNZ	07.04 - 11.09	2461	D	96 kW	1670	238
TRANSPORTER V Bus (7HB, 7HJ, 7EB, 7EJ) 2.5 TDI 4motion	BPC	07.04 - 11.09	2461	D	128 kW	1670	238
TRANSPORTER V Bus (7HB, 7HJ, 7EB, 7EJ) 2.5 TDI	AXD	04.03 - 11.09	2461	D	96 kW	1670	235
TRANSPORTER V Bus (7HB, 7HJ, 7EB, 7EJ) 2.5 TDI	AXE	04.03 - 11.09	2461	D	96 kW	1668	227
TRANSPORTER V Bus (7HB, 7HJ, 7EB, 7EJ) 2.5 TDI	AXE	04.03 - 11.09	2461	D	128 kW	1668	227
TRANSPORTER V Bus (7HB, 7HJ, 7EB, 7EJ) 2.5 TDI	BNZ	04.03 - 11.09	2461	D	96 kW	1670	238
TRANSPORTER V Bus (7HB, 7HJ, 7EB, 7EJ) 2.5 TDI	BPC	04.03 - 11.09	2461	D	128 kW	1670	238
TRANSPORTER V Bus (7HB, 7HJ, 7EB, 7EJ) 2.5 TDi	BLJ	11.03 - 11.09	2461	D	120 kW	1670	235
TRANSPORTER V Bus (7HB, 7HJ, 7EB, 7EJ) 3.2 V6 4motion	BDL	11.03 - 12.09	3189	B	173 kW	1686	329
TRANSPORTER V Bus (7HB, 7HJ, 7EB, 7EJ) 3.2 V6 4motion	BKK	11.03 - 12.09	3189	B	173 kW	1686	329
TRANSPORTER V Bus (7HB, 7HJ, 7EB, 7EJ) 3.2 V6 4motion	CFLA	11.03 - 12.09	3189	B	173 kW	1686	329
TRANSPORTER V Bus (7HB, 7HJ, 7EB, 7EJ) VR6 3.2	BDL	02.04 - 11.09	3189	B	173 kW	1686	329
TRANSPORTER V Bus (7HB, 7HJ, 7EB, 7EJ) VR6 3.2	BKK	02.04 - 11.09	3189	B	173 kW	1686	329
TRANSPORTER V Bus (7HB, 7HJ, 7EB, 7EJ) VR6 3.2	CFLA	02.04 - 11.09	3189	B	173 kW	1686	329
TRANSPORTER V Kasten (7HA, 7HH, 7EA, 7EH) 1.9 TDI	AXB	04.03 - 12.16	1896	D	77 kW	1651	138
TRANSPORTER V Kasten (7HA, 7HH, 7EA, 7EH) 1.9 TDI	AXC	04.03 - 11.09	1896	D	63 kW	1651	138
TRANSPORTER V Kasten (7HA, 7HH, 7EA, 7EH) 1.9 TDI	BRR	01.06 - 11.09	1896	D	62 kW	1651	143
TRANSPORTER V Kasten (7HA, 7HH, 7EA, 7EH) 1.9 TDI	BRS	06.06 - 11.09	1896	D	75 kW	1651	143
TRANSPORTER V Kasten (7HA, 7HH, 7EA, 7EH) 2.0 BiFuel	AXA	05.11 - 08.15	1984	B/G	85 kW	1681	298
TRANSPORTER V Kasten (7HA, 7HH, 7EA, 7EH) 2.0 BitDI 4motion	CFCA	09.09 - 08.15	1968	D	132 kW	1671	247
TRANSPORTER V Kasten (7HA, 7HH, 7EA, 7EH) 2.0 BitDI	CFCA	09.09 - 08.15	1968	D	132 kW	1671	247
TRANSPORTER V Kasten (7HA, 7HH, 7EA, 7EH) 2.0 TDI 4motion	CAAC	09.09 - 08.15	1968	D	103 kW	1671	247
TRANSPORTER V Kasten (7HA, 7HH, 7EA, 7EH) 2.0 TDI 4motion	CAAE	05.10 - 08.15	1968	D	100 kW	1671	247
TRANSPORTER V Kasten (7HA, 7HH, 7EA, 7EH) 2.0 TDI 4motion	CCHA	09.09 - 08.15	1968	D	103 kW	1671	247
TRANSPORTER V Kasten (7HA, 7HH, 7EA, 7EH) 2.0 TDI 4motion	CCHB	05.10 - 08.15	1968	D	100 kW	1671	247
TRANSPORTER V Kasten (7HA, 7HH, 7EA, 7EH) 2.0 TDI	CAAA	09.09 - 08.15	1968	D	62 kW	1671	247
TRANSPORTER V Kasten (7HA, 7HH, 7EA, 7EH) 2.0 TDI	CAAB	09.09 - 08.15	1968	D	75 kW	1671	247
TRANSPORTER V Kasten (7HA, 7HH, 7EA, 7EH) 2.0 TDI	CAAC	09.09 - 08.15	1968	D	103 kW	1671	247
TRANSPORTER V Kasten (7HA, 7HH, 7EA, 7EH) 2.0 TDI	CAAD	05.11 - 08.15	1968	D	84 kW	1671	247
TRANSPORTER V Kasten (7HA, 7HH, 7EA, 7EH) 2.0 TDI	CAAE	05.10 - 08.15	1968	D	100 kW	1671	247
TRANSPORTER V Kasten (7HA, 7HH, 7EA, 7EH) 2.0 TDI	CCHA	09.09 - 08.15	1968	D	103 kW	1671	247
TRANSPORTER V Kasten (7HA, 7HH, 7EA, 7EH) 2.0 TDI	CCHB	05.10 - 08.15	1968	D	100 kW	1671	247
TRANSPORTER V Kasten (7HA, 7HH, 7EA, 7EH) 2.0 TSI 4motion	CJKA	07.11 - 08.15	1984	B	150 kW	1683	307
TRANSPORTER V Kasten (7HA, 7HH, 7EA, 7EH) 2.0 TSI	CJKA	05.11 - 08.15	1984	B	150 kW	1683	307
TRANSPORTER V Kasten (7HA, 7HH, 7EA, 7EH) 2.0 TSI	CJKB	07.12 - 08.15	1984	B	110 kW	1683	307
TRANSPORTER V Kasten (7HA, 7HH, 7EA, 7EH) 2.0	AXA	11.03 - 08.15	1984	B	85 kW	1681	298
TRANSPORTER V Kasten (7HA, 7HH, 7EA, 7EH) 2.5 TDI 4motion	AXD	07.04 - 11.09	2461	D	96 kW	1670	235
TRANSPORTER V Kasten (7HA, 7HH, 7EA, 7EH) 2.5 TDI 4motion	AXE	07.04 - 11.09	2461	D	128 kW	1668	227
TRANSPORTER V Kasten (7HA, 7HH, 7EA, 7EH) 2.5 TDI 4motion	BNZ	07.04 - 11.09	2461	D	96 kW	1670	238
TRANSPORTER V Kasten (7HA, 7HH, 7EA, 7EH) 2.5 TDI 4motion	BPC	07.04 - 11.09	2461	D	128 kW	1670	238
TRANSPORTER V Kasten (7HA, 7HH, 7EA, 7EH) 2.5 TDI	AXD	04.03 - 11.09	2461	D	96 kW	1670	235
TRANSPORTER V Kasten (7HA, 7HH, 7EA, 7EH) 2.5 TDI	AXE	04.03 - 11.09	2461	D	128 kW	1668	227
TRANSPORTER V Kasten (7HA, 7HH, 7EA, 7EH) 2.5 TDI	BNZ	04.03 - 11.09	2461	D	96 kW	1670	238
TRANSPORTER V Kasten (7HA, 7HH, 7EA, 7EH) 2.5 TDI	BPC	04.03 - 11.09	2461	D	128 kW	1670	238
TRANSPORTER V Kasten (7HA, 7HH, 7EA, 7EH) VR6 3.2 4motion	BDL	11.03 - 11.09	3189	B	173 kW	1686	329
TRANSPORTER V Kasten (7HA, 7HH, 7EA, 7EH) VR6 3.2 4motion	BKK	11.03 - 11.09	3189	B	173 kW	1686	329
TRANSPORTER V Kasten (7HA, 7HH, 7EA, 7EH) VR6 3.2 4motion	CFLA	11.03 - 11.09	3189	B	173 kW	1686	329
TRANSPORTER V Kasten (7HA, 7HH, 7EA, 7EH) VR6 3.2	BDL	02.04 - 11.09	3189	B	173 kW	1686	329
TRANSPORTER V Kasten (7HA, 7HH, 7EA, 7EH) VR6 3.2	BKK	02.04 - 11.09	3189	B	173 kW	1686	329
TRANSPORTER V Kasten (7HA, 7HH, 7EA, 7EH) VR6 3.2	CFLA	02.04 - 11.09	3189	B	173 kW	1686	329
TRANSPORTER V Pritsche/Fahrgestell (7JD, 7JE, 7JL, 7JY, 7JZ, 1.9 TDI	AXB	04.03 - 12.09	1896	D	77 kW	1651	138
TRANSPORTER V Pritsche/Fahrgestell (7JD, 7JE, 7JL, 7JY, 7JZ, 1.9 TDI	AXC	04.03 - 11.09	1896	D	63 kW	1651	138
TRANSPORTER V Pritsche/Fahrgestell (7JD, 7JE, 7JL, 7JY, 7JZ, 1.9 TDI	BRR	01.06 - 11.09	1896	D	62 kW	1651	143
TRANSPORTER V Pritsche/Fahrgestell (7JD, 7JE, 7JL, 7JY, 7JZ, 1.9 TDI	BRS	06.06 - 11.09	1896	D	75 kW	1651	143
TRANSPORTER V Pritsche/Fahrgestell (7JD, 7JE, 7JL, 7JY, 7JZ, 2.0 BitDI 4motion	CFCA	09.09 - 08.15	1968	D	132 kW	1671	247
TRANSPORTER V Pritsche/Fahrgestell (7JD, 7JE, 7JL, 7JY, 7JZ, 2.0 BitDI	CFCA	09.09 - 08.15	1968	D	132 kW	1671	247
TRANSPORTER V Pritsche/Fahrgestell (7JD, 7JE, 7JL, 7JY, 7JZ, 2.0 CNG	AXA	11.03 - 05.11	1984	B/G	85 kW	1681	298
TRANSPORTER V Pritsche/Fahrgestell (7JD, 7JE, 7JL, 7JY, 7JZ, 2.0 TDI 4motion	CAAC	09.09 - 08.15	1968	D	103 kW	1671	247
TRANSPORTER V Pritsche/Fahrgestell (7JD, 7JE, 7JL, 7JY, 7JZ, 2.0 TDI 4motion	CAAE	05.10 - 08.15	1968	D	100 kW	1671	247
TRANSPORTER V Pritsche/Fahrgestell (7JD, 7JE, 7JL, 7JY, 7JZ, 2.0 TDI 4motion	CCHA	09.09 - 08.15	1968	D	103 kW	1671	247
TRANSPORTER V Pritsche/Fahrgestell (7JD, 7JE, 7JL, 7JY, 7JZ, 2.0 TDI 4motion	CCHB	05.10 - 08.15	1968	D	100 kW	1671	247
TRANSPORTER V Pritsche/Fahrgestell (7JD, 7JE, 7JL, 7JY, 7JZ, 2.0 TDI	CAAA	09.09 - 08.15	1968	D	62 kW	1671	247









							
TRANSPORTER V Pritsche/Fahrgestell (7JD, 7JE, 7JL, 7JY, 7JZ, 2.0 TDI	CAAB	09.09 - 08.15	1968	D	75 kW	1671	247
TRANSPORTER V Pritsche/Fahrgestell (7JD, 7JE, 7JL, 7JY, 7JZ, 2.0 TDI	CAAC	09.09 - 08.15	1968	D	103 kW	1671	247
TRANSPORTER V Pritsche/Fahrgestell (7JD, 7JE, 7JL, 7JY, 7JZ, 2.0 TDI	CAAD	05.11 - 08.15	1968	D	84 kW	1671	247
TRANSPORTER V Pritsche/Fahrgestell (7JD, 7JE, 7JL, 7JY, 7JZ, 2.0 TDI	CAAE	05.10 - 08.15	1968	D	100 kW	1671	247
TRANSPORTER V Pritsche/Fahrgestell (7JD, 7JE, 7JL, 7JY, 7JZ, 2.0 TDI	CCHA	09.09 - 08.15	1968	D	103 kW	1671	247
TRANSPORTER V Pritsche/Fahrgestell (7JD, 7JE, 7JL, 7JY, 7JZ, 2.0 TSI	CJKB	07.12 - 08.15	1984	B	110 kW	1683	307
TRANSPORTER V Pritsche/Fahrgestell (7JD, 7JE, 7JL, 7JY, 7JZ, 2.0	AXA	11.03 - 05.13	1984	B	85 kW	1681	298
TRANSPORTER V Pritsche/Fahrgestell (7JD, 7JE, 7JL, 7JY, 7JZ, 2.5 TDI 4motion	AXD	07.04 - 11.09	2461	D	96 kW	1670	235
TRANSPORTER V Pritsche/Fahrgestell (7JD, 7JE, 7JL, 7JY, 7JZ, 2.5 TDI 4motion	AXE	04.04 - 11.09	2461	D	128 kW	1668	227
TRANSPORTER V Pritsche/Fahrgestell (7JD, 7JE, 7JL, 7JY, 7JZ, 2.5 TDI 4motion	BNZ	07.04 - 11.09	2461	D	96 kW	1670	238
TRANSPORTER V Pritsche/Fahrgestell (7JD, 7JE, 7JL, 7JY, 7JZ, 2.5 TDI 4motion	BPC	04.04 - 11.09	2461	D	128 kW	1670	238
TRANSPORTER V Pritsche/Fahrgestell (7JD, 7JE, 7JL, 7JY, 7JZ, 2.5 TDI	AXD	04.03 - 11.09	2461	D	96 kW	1670	235
TRANSPORTER V Pritsche/Fahrgestell (7JD, 7JE, 7JL, 7JY, 7JZ, 2.5 TDI	AXE	04.03 - 11.09	2461	D	128 kW	1668	227
TRANSPORTER V Pritsche/Fahrgestell (7JD, 7JE, 7JL, 7JY, 7JZ, 2.5 TDI	BNZ	04.03 - 11.09	2461	D	96 kW	1670	238
TRANSPORTER V Pritsche/Fahrgestell (7JD, 7JE, 7JL, 7JY, 7JZ, 2.5 TDI	BPC	04.03 - 11.09	2461	D	128 kW	1670	238
TRANSPORTER V Pritsche/Fahrgestell (7JD, 7JE, 7JL, 7JY, 7JZ, VR6 3.2 4motion	BDL	11.03 - 11.09	3189	B	173 kW	1686	329
TRANSPORTER V Pritsche/Fahrgestell (7JD, 7JE, 7JL, 7JY, 7JZ, VR6 3.2	BDL	08.03 - 11.09	3189	B	173 kW	1686	329
TRANSPORTER V Pritsche/Fahrgestell (7JD, 7JE, 7JL, 7JY, 7JZ, VR6 3.2	BKK	08.03 - 11.09	3189	B	173 kW	1686	329
TRANSPORTER VI / CARAVELLE VI Bus (SGB, SGJ, SHB, SHJ) 2.0 TDI 4motion	CAAC	06.15 - 12.19	1968	D	103 kW	1671	247
TRANSPORTER VI / CARAVELLE VI Bus (SGB, SGJ, SHB, SHJ) 2.0 TDI 4motion	CFCA	06.15 - 12.19	1968	D	132 kW	1671	247
TRANSPORTER VI / CARAVELLE VI Bus (SGB, SGJ, SHB, SHJ) 2.0 TDI 4motion	CXEB	06.15	1968	D	150 kW	1673	256
TRANSPORTER VI / CARAVELLE VI Bus (SGB, SGJ, SHB, SHJ) 2.0 TDI 4motion	CXEC	08.18	1968	D	146 kW	1672	254
TRANSPORTER VI / CARAVELLE VI Bus (SGB, SGJ, SHB, SHJ) 2.0 TDI 4motion	CXFA	08.15	1968	D	110 kW	1673	256
TRANSPORTER VI / CARAVELLE VI Bus (SGB, SGJ, SHB, SHJ) 2.0 TDI 4motion	CXHA	08.15	1968	D	110 kW	1673	256
TRANSPORTER VI / CARAVELLE VI Bus (SGB, SGJ, SHB, SHJ) 2.0 TDI	CAAA	04.15 - 07.19	1968	D	62 kW	1671	247
TRANSPORTER VI / CARAVELLE VI Bus (SGB, SGJ, SHB, SHJ) 2.0 TDI	CAAB	04.15 - 12.19	1968	D	75 kW	1671	247
TRANSPORTER VI / CARAVELLE VI Bus (SGB, SGJ, SHB, SHJ) 2.0 TDI	CAAC	04.15 - 12.19	1968	D	103 kW	1671	247
TRANSPORTER VI / CARAVELLE VI Bus (SGB, SGJ, SHB, SHJ) 2.0 TDI	CFCA	04.15 - 12.19	1968	D	132 kW	1671	247
TRANSPORTER VI / CARAVELLE VI Bus (SGB, SGJ, SHB, SHJ) 2.0 TDI	CXEB	06.15	1968	D	150 kW	1673	256
TRANSPORTER VI / CARAVELLE VI Bus (SGB, SGJ, SHB, SHJ) 2.0 TDI	CXEC	11.18	1968	D	146 kW	1672	254
TRANSPORTER VI / CARAVELLE VI Bus (SGB, SGJ, SHB, SHJ) 2.0 TDI	CXFA	04.15	1968	D	110 kW	1673	256
TRANSPORTER VI / CARAVELLE VI Bus (SGB, SGJ, SHB, SHJ) 2.0 TDI	CXGA	04.15 - 07.19	1968	D	62 kW	1673	255
TRANSPORTER VI / CARAVELLE VI Bus (SGB, SGJ, SHB, SHJ) 2.0 TDI	CXGB	04.15 - 12.19	1968	D	75 kW	1673	255
TRANSPORTER VI / CARAVELLE VI Bus (SGB, SGJ, SHB, SHJ) 2.0 TDI	CXGD	10.19	1968	D	66 kW	1672	254
TRANSPORTER VI / CARAVELLE VI Bus (SGB, SGJ, SHB, SHJ) 2.0 TDI	CXHA	04.15	1968	D	110 kW	1673	256
TRANSPORTER VI / CARAVELLE VI Bus (SGB, SGJ, SHB, SHJ) 2.0 TDI	CXHB	05.16 - 08.19	1968	D	84 kW	1672	254
TRANSPORTER VI / CARAVELLE VI Bus (SGB, SGJ, SHB, SHJ) 2.0 TDI	CXHC	07.19	1968	D	81 kW	1672	254
TRANSPORTER VI / CARAVELLE VI Bus (SGB, SGJ, SHB, SHJ) 2.0 TSI 4motion	CJKA	06.15 - 07.19	1984	B	150 kW	1683	307
TRANSPORTER VI / CARAVELLE VI Bus (SGB, SGJ, SHB, SHJ) 2.0 TSI	CJKA	04.15 - 07.19	1984	B	150 kW	1683	307
TRANSPORTER VI / CARAVELLE VI Bus (SGB, SGJ, SHB, SHJ) 2.0 TSI	CJKB	04.15 - 07.19	1984	B	110 kW	1683	307
TRANSPORTER VI Kasten (SGA, SGH, SHA, SHH) 2.0 TDI 4motion	CAAC	06.15 - 12.19	1968	D	103 kW	1671	247
TRANSPORTER VI Kasten (SGA, SGH, SHA, SHH) 2.0 TDI 4motion	CFCA	06.15 - 12.19	1968	D	132 kW	1671	247
TRANSPORTER VI Kasten (SGA, SGH, SHA, SHH) 2.0 TDI 4motion	CXEB	06.15	1968	D	150 kW	1673	256
TRANSPORTER VI Kasten (SGA, SGH, SHA, SHH) 2.0 TDI 4motion	CXEC	08.18	1968	D	146 kW	1672	254
TRANSPORTER VI Kasten (SGA, SGH, SHA, SHH) 2.0 TDI 4motion	CXFA	08.15	1968	D	110 kW	1673	256
TRANSPORTER VI Kasten (SGA, SGH, SHA, SHH) 2.0 TDI 4motion	CXHA	08.15	1968	D	110 kW	1673	256
TRANSPORTER VI Kasten (SGA, SGH, SHA, SHH) 2.0 TDI	CAAA	04.15 - 07.19	1968	D	62 kW	1671	247
TRANSPORTER VI Kasten (SGA, SGH, SHA, SHH) 2.0 TDI	CAAB	04.15 - 12.19	1968	D	75 kW	1671	247
TRANSPORTER VI Kasten (SGA, SGH, SHA, SHH) 2.0 TDI	CAAC	04.15 - 12.19	1968	D	103 kW	1671	247
TRANSPORTER VI Kasten (SGA, SGH, SHA, SHH) 2.0 TDI	CFCA	04.15 - 12.19	1968	D	132 kW	1671	247
TRANSPORTER VI Kasten (SGA, SGH, SHA, SHH) 2.0 TDI	CXEB	06.15	1968	D	150 kW	1673	256
TRANSPORTER VI Kasten (SGA, SGH, SHA, SHH) 2.0 TDI	CXEC	08.18	1968	D	146 kW	1672	254
TRANSPORTER VI Kasten (SGA, SGH, SHA, SHH) 2.0 TDI	CXFA	04.15	1968	D	110 kW	1673	256
TRANSPORTER VI Kasten (SGA, SGH, SHA, SHH) 2.0 TDI	CXGA	04.15 - 07.19	1968	D	62 kW	1673	255
TRANSPORTER VI Kasten (SGA, SGH, SHA, SHH) 2.0 TDI	CXGB	04.15 - 12.19	1968	D	75 kW	1673	255
TRANSPORTER VI Kasten (SGA, SGH, SHA, SHH) 2.0 TDI	CXGD	10.19	1968	D	66 kW	1672	254
TRANSPORTER VI Kasten (SGA, SGH, SHA, SHH) 2.0 TDI	CXHA	04.15	1968	D	110 kW	1673	256
TRANSPORTER VI Kasten (SGA, SGH, SHA, SHH) 2.0 TDI	CXHB	05.16 - 08.19	1968	D	84 kW	1672	254
TRANSPORTER VI Kasten (SGA, SGH, SHA, SHH) 2.0 TDI	CXHC	07.19	1968	D	81 kW	1672	254
TRANSPORTER VI Kasten (SGA, SGH, SHA, SHH) 2.0 TSI 4motion	CJKA	06.15 - 07.19	1984	B	150 kW	1683	307
TRANSPORTER VI Kasten (SGA, SGH, SHA, SHH) 2.0 TSI	CJKA	04.15 - 07.19	1984	B	150 kW	1683	307
TRANSPORTER VI Kasten (SGA, SGH, SHA, SHH) 2.0 TSI	CJKB	04.15 - 07.19	1984	B	110 kW	1683	307

		 ccm	 kW	 1 POS			
TRANSPORTER VI Pritsche/Fahrgestell (SFD, SFE, SFL, SFZ, SJD 2.0 TDI 4motion	CAAC	06.15 - 11.19	1968	D	103 kW	1671	247
TRANSPORTER VI Pritsche/Fahrgestell (SFD, SFE, SFL, SFZ, SJD 2.0 TDI 4motion	CFCA	06.15 - 11.19	1968	D	132 kW	1671	247
TRANSPORTER VI Pritsche/Fahrgestell (SFD, SFE, SFL, SFZ, SJD 2.0 TDI 4motion	CXEB	05.16	1968	D	150 kW	1673	256
TRANSPORTER VI Pritsche/Fahrgestell (SFD, SFE, SFL, SFZ, SJD 2.0 TDI 4motion	CXEC	08.19	1968	D	146 kW	1672	254
TRANSPORTER VI Pritsche/Fahrgestell (SFD, SFE, SFL, SFZ, SJD 2.0 TDI 4motion	CXFA	05.16	1968	D	110 kW	1673	256
TRANSPORTER VI Pritsche/Fahrgestell (SFD, SFE, SFL, SFZ, SJD 2.0 TDI 4motion	CXHA	05.16	1968	D	110 kW	1673	256
TRANSPORTER VI Pritsche/Fahrgestell (SFD, SFE, SFL, SFZ, SJD 2.0 TDI	CAAA	04.15 - 11.19	1968	D	62 kW	1671	247
TRANSPORTER VI Pritsche/Fahrgestell (SFD, SFE, SFL, SFZ, SJD 2.0 TDI	CAAB	04.15 - 11.19	1968	D	75 kW	1671	247
TRANSPORTER VI Pritsche/Fahrgestell (SFD, SFE, SFL, SFZ, SJD 2.0 TDI	CAAC	04.15 - 11.19	1968	D	103 kW	1671	247
TRANSPORTER VI Pritsche/Fahrgestell (SFD, SFE, SFL, SFZ, SJD 2.0 TDI	CFCA	04.15 - 11.19	1968	D	132 kW	1671	247
TRANSPORTER VI Pritsche/Fahrgestell (SFD, SFE, SFL, SFZ, SJD 2.0 TDI	CXEB	05.16	1968	D	150 kW	1673	256
TRANSPORTER VI Pritsche/Fahrgestell (SFD, SFE, SFL, SFZ, SJD 2.0 TDI	CXEC	08.19	1968	D	146 kW	1672	254
TRANSPORTER VI Pritsche/Fahrgestell (SFD, SFE, SFL, SFZ, SJD 2.0 TDI	CXFA	08.15	1968	D	110 kW	1673	256
TRANSPORTER VI Pritsche/Fahrgestell (SFD, SFE, SFL, SFZ, SJD 2.0 TDI	CXGA	04.15 - 11.19	1968	D	62 kW	1673	255
TRANSPORTER VI Pritsche/Fahrgestell (SFD, SFE, SFL, SFZ, SJD 2.0 TDI	CXGB	04.15 - 11.19	1968	D	75 kW	1673	255
TRANSPORTER VI Pritsche/Fahrgestell (SFD, SFE, SFL, SFZ, SJD 2.0 TDI	CXGD	10.19	1968	D	66 kW	1672	254
TRANSPORTER VI Pritsche/Fahrgestell (SFD, SFE, SFL, SFZ, SJD 2.0 TDI	CXHA	08.15	1968	D	110 kW	1673	256
TRANSPORTER VI Pritsche/Fahrgestell (SFD, SFE, SFL, SFZ, SJD 2.0 TDI	CXHB	05.16 - 11.19	1968	D	84 kW	1672	254
TRANSPORTER VI Pritsche/Fahrgestell (SFD, SFE, SFL, SFZ, SJD 2.0 TDI	CXHC	07.19	1968	D	81 kW	1672	254
TRANSPORTER VI Pritsche/Fahrgestell (SFD, SFE, SFL, SFZ, SJD 2.0 TSI	CJKB	04.15 - 06.19	1984	B	110 kW	1683	307
UP! (121, 122, BL1, BL2, BL3, 123) 1.0 EcoFuel	CPGA	11.12	999	B/G	50 kW	1628	20
UP! (121, 122, BL1, BL2, BL3, 123) 1.0 TSI	CHZA	05.16 - 09.18	999	B	66 kW	1628	15
UP! (121, 122, BL1, BL2, BL3, 123) 1.0	CHYA	08.11 - 08.20	999	B	44 kW	1627	13
UP! (121, 122, BL1, BL2, BL3, 123) 1.0	CHYB	08.11 - 11.19	999	B	55 kW	1627	13
UP! (121, 122, BL1, BL2, BL3, 123) 1.0	CHYE	08.11 - 08.20	999	B	44 kW	1628	19
UP! (121, 122, BL1, BL2, BL3, 123) 1.0	DAFA	08.11 - 08.20	999	B	44 kW	1628	14
UP! (121, 122, BL1, BL2, BL3, 123) 1.0	DSGC	08.20	999	B	48 kW	1628	19
VENTO (1H2) 1.4	ABD	11.91 - 09.98	1390	B	40 kW	1630	27
VENTO (1H2) 1.4	ABD	11.91 - 09.98	1390	B	44 kW	1630	27
VENTO (1H2) 1.4	AEX	11.91 - 09.98	1390	B	40 kW	1635	52
VENTO (1H2) 1.4	AEX	11.91 - 09.98	1390	B	44 kW	1635	52
VENTO (1H2) 1.6	ABU	09.92 - 09.98	1598	B	55 kW	1635	51
VENTO (1H2) 1.6	AEA	09.92 - 09.98	1598	B	55 kW	1635	52
VENTO (1H2) 1.6	AEE	09.92 - 09.98	1598	B	55 kW	1635	52
VENTO (1H2) 1.6	AEK	10.94 - 09.98	1595	B	74 kW	1664	202
VENTO (1H2) 1.6	AFT	10.94 - 09.98	1595	B	74 kW	1668	224
VENTO (1H2) 1.6	AKS	10.94 - 09.98	1595	B	74 kW	1666	216
VENTO (1H2) 1.8	AAM	11.91 - 09.98	1781	B	55 kW	1664	203
VENTO (1H2) 1.8	ABS	11.91 - 09.98	1781	B	66 kW	1660	183
VENTO (1H2) 1.8	ACC	11.91 - 09.98	1781	B	66 kW	1660	184
VENTO (1H2) 1.8	ADD	11.91 - 09.98	1781	B	66 kW	1665	208
VENTO (1H2) 1.8	ADZ	11.91 - 09.98	1781	B	66 kW	1661	185
VENTO (1H2) 1.9 D	1Y	11.91 - 09.98	1896	D	48 kW	1643	98
VENTO (1H2) 1.9 SDI	AEY	04.97 - 09.98	1896	D	47 kW	1647	114
VENTO (1H2) 1.9 TDI	1Z	11.91 - 09.98	1896	D	66 kW	1644	101
VENTO (1H2) 1.9 TDI	AFN	04.96 - 09.98	1896	D	81 kW	1644	101
VENTO (1H2) 1.9 TDI	AHU	11.91 - 09.98	1896	D	66 kW	1645	104
VENTO (1H2) 1.9 TDI	ALE	11.91 - 09.98	1896	D	66 kW	1650	136
VENTO (1H2) 1.9 TD	AAZ	11.91 - 09.98	1896	D	55 kW	1644	99
VENTO (1H2) 2.0 GL	AAC	11.91 - 07.98	1968	B	62 kW	1664	202
VENTO (1H2) 2.0 GL	AEP	05.96 - 12.97	1984	B	79 kW	1681	297
VENTO (1H2) 2.0	2E	11.91 - 09.98	1984	B	85 kW	1680	289
VENTO (1H2) 2.0	ABA	11.91 - 09.98	1984	B	85 kW	1681	295
VENTO (1H2) 2.0	ADY	11.91 - 09.98	1984	B	85 kW	1680	289
VENTO (1H2) 2.0	AGG	11.91 - 09.98	1984	B	85 kW	1681	298
VENTO (1H2) 2.0	AKR	11.91 - 09.98	1984	B	85 kW	1682	301
VENTO (1H2) 2.8 VR6	AAA	01.92 - 09.98	2792	B	128 kW	1664	201
VENTO (1H2) 2.8 VR6	AAA	08.95 - 04.96	2792	B	120 kW	1664	201
VENTO (1H2) 2.8 VR6	AAA	01.92 - 09.98	2792	B	120 kW	1664	201
VENTO (602, 604) 1.2 TSI	CBZB	01.10	1197	B	77 kW	1626	6
VENTO (602, 604) 1.4 16V	CLPA	02.14	1390	B	63 kW	1638	67
VENTO (602, 604) 1.5 TDI	CWXB	02.14	1498	D	77 kW	1642	90







VENTO (602, 604) 1.5 TDI	CWXC	08.16 - 03.20	1498	D	81 kW	1642	91
VENTO (602, 604) 1.6 MPI	CFNA	07.10	1598	B	77 kW	1638	67
VENTO (602, 604) 1.6 MPI	CLSA	07.10	1598	B	77 kW	1638	67
VENTO (602, 604) 1.6 TDI	CLNA	07.10 - 08.14	1598	D	77 kW	1652	146
VOYAGE (5U4, 5U2, 5U6, 5UG) 1.0 Flex	CCNA	07.08	999	B/E	56 kW	1626	4
VOYAGE (5U4, 5U2, 5U6, 5UG) 1.0 Flex	CPBA	07.08	999	B/E	56 kW	1626	4
VOYAGE (5U4, 5U2, 5U6, 5UG) 1.6 Flex	CCRA	10.08	1598	B/E	74 kW	1638	71
VOYAGE (5U4, 5U2, 5U6, 5UG) 1.6 Flex	CCRA	02.08 - 02.22	1598	B/E	76 kW	1638	71
VOYAGE (5U4, 5U2, 5U6, 5UG) 1.6	CCRA	07.08 - 01.14	1598	B	74 kW	1638	71
VOYAGE (5U4, 5U2, 5U6, 5UG) 1.6	CFZA	07.08 - 01.14	1598	B	74 kW	1638	71
VOYAGE (5X1) 1.0	AER	08.96 - 12.01	999	B	37 kW	1626	2
VOYAGE (5X1) 1.4	AGY	05.96 - 07.02	1390	B	62 kW	1638	66
VOYAGE (5X1) 1.6 TD	JXF	10.94 - 05.02	1588	D	51 kW	1641	84
VOYAGE (5X1) 1.9 D	1Y	06.96 - 09.01	1896	D	48 kW	1643	98
VOYAGE (5X1) 1.9 TDI	1Z	09.99 - 09.01	1896	D	66 kW	1644	101
VOYAGE 1.5 Álcool	BI	06.81 - 04.82	1471	E	57 kW	1641	87
VOYAGE 1.5	BR	06.81 - 04.82	1471	B	57 kW	1641	87
VOYAGE 1.6 Álcool	UP	09.86 - 09.95	1595	E	60 kW	1665	205
VOYAGE 1.6	FS	01.83 - 11.93	1588	B	54 kW	1654	157
VOYAGE 1.6	UN	01.83 - 09.95	1595	B	53 kW	1658	176
VOYAGE 1.6	UN	01.83 - 09.95	1595	B	53 kW	1658	176
VOYAGE 1.6	UZ	11.89 - 08.93	1555	B	54 kW	1642	89
VOYAGE 1.8 Álcool	UE	09.86 - 12.95	1781	E	69 kW	1658	176
VOYAGE 1.8	RM	05.84 - 09.88	1781	B	64 kW	1677	277
VOYAGE 1.8	RM	09.86 - 12.95	1781	B	63 kW	1677	277

ENGINE		ccm	kW			1 POS	ENGINE		ccm	kW			1 POS		
026.2	81,000	4	1781	50 kW	B	1665	205	ACL	76,500	6	2384	70 kW	D	1637	63
028.B	79,500	4	1896	43 kW	D	1649	126	ACM	75,000	4	1043	33 kW	B	1631	31
112	82,500	4	1984	104 - 107 kW	B	1679	287	ACR	81,000	4	1595	53 kW	B	1665	205
122	77,000	4	1192	18 - 25 kW	B	1642	92	ACT	76,500	6	2383	51 kW	D	1637	64
1C	76,500	4	1588	51 kW	D	1636	58	ACU	81,000	5	2461	80 - 81 kW	B	1665	206
1E	76,500	6	2383	69 - 70 kW	B	1636	59	ACV	81,000	5	2461	75 kW	D	1665	207
1F	81,000	4	1595	55 kW	B	1660	182	ACX	82,500	4	1984	78 kW	B	1679	286
1G	76,500	6	2384	68 kW	D	1637	60	AC	77,000	4	1285	29 kW	B	1642	93
1H	81,000	4	1781	118 kW	B	1663	199	ADC	82,500	4	1984	81 - 85 kW	B	1681	296
1P	81,000	4	1781	72 kW	B	1676	271	ADD	81,000	4	1781	63 - 75 kW	B	1665	208
1S	76,500	6	2383	51 kW	D	1637	64	ADE	79,500	4	1896	56 kW	D	1644	100
1V	76,500	4	1589	44 kW	D	1637	61	ADF	81,000	4	1781	50 kW	B	1664	204
1W	75,000	4	1398	35 kW	D	1630	29	ADG	79,500	4	1896	43 kW	D	1650	131
1X	79,500	4	1896	44 - 45 kW	D	1649	127	ADK	76,500	4	1588	40 kW	D	1641	84
1Y	79,500	4	1896	47 - 50 kW	D	1643	98	ADP	81,000	4	1595	74 kW	B	1661	187
1Z	79,500	4	1896	66 kW	D	1644	101	ADR	81,000	4	1781	92 kW	B	1667	220
262	81,000	4	1781	50 kW	B	1658	176	ADV	82,500	5	2553	100 kW	B	1684	317
2E	82,500	4	1984	85 kW	B	1680	289	ADX	76,500	4	1296	40 kW	B	1637	65
2G	75,000	4	1272	40 kW	B	1629	24	ADY	82,500	4	1984	85 kW	B	1680	289
2H	81,000	4	1781	72 kW	B	1663	200	ADZ	81,000	4	1781	63 - 66 kW	B	1661	185
2K	81,000	4	1781	51 - 54 kW	B	1658	176	AD	85,500	4	1584	35 - 48 kW	B	1688	337
2L	92,000	4	2446	58 - 61 kW	D	1690	348	AEA	76,500	4	1598	55 kW	B	1635	52
3F	75,000	4	1272	55 - 57 kW	B	1632	39	AEB	81,000	4	1781	110 - 112 kW	B	1668	225
4236	98,430	4	3866	55 - 65 kW	D	1690	354	AEE	76,500	4	1598	55 kW	B	1635	52
496	79,500	4	1588	48 kW	B	1654	157	AEF	79,500	4	1896	47 kW	D	1646	113
529	82,500	4	1984	80 kW	B	1684	317	AEG	82,500	4	1984	85 kW	B	1681	298
5AE	79,500	4	1896	44 - 51 kW	D	1649	128	AEH	81,000	4	1595	74 kW	B	1661	187
6 CT 8.3	114,000	6	8270	154 - 160 kW	D	1691	359	AEK	81,000	4	1595	74 kW	B	1664	202
6 CT	114,000	6	8270	158 kW	D	1691	358	AEL	81,000	5	2461	103 kW	D	1654	158
682	76,500	4	1471	33 kW	D	1637	62	AEN	81,000	5	2461	81 kW	B	1665	209
685	76,500	4	1588	36 kW	D	1637	62	AEP	82,500	4	1984	79 kW	B	1681	297
686	76,500	4	1588	45 kW	D	1637	62	AER	67,100	4	999	37 kW	B	1626	2
68A	76,500	4	1588	45 kW	D	1637	62	AES	81,000	6	2792	103 kW	B	1665	210
68C	76,500	4	1588	50 kW	D	1637	62	AET	81,000	5	2461	81 - 85 kW	B	1668	223
7B	81,000	4	1781	75 kW	B	1658	176	AEU	81,000	5	2461	81 kW	B	1666	211
9A	82,500	4	1984	100 kW	B	1681	294	AEV	75,000	4	1043	33 kW	B	1631	32
AAA	81,000	6	2792	120 - 128 kW	B	1664	201	AEX	76,500	4	1390	40 - 44 kW	B	1635	52
AAB	79,500	5	2370	57 kW	D	1649	129	AEY	79,500	4	1896	47 - 48 kW	D	1647	114
AAC	81,000	4	1968	62 kW	B	1664	202	AFB	78,300	6	2496	110 kW	D	1643	96
AAF	81,000	5	2461	81 kW	B	1665	206	AFD	79,500	4	1896	58 kW	D	1650	132
AAK	75,000	4	1043	33 kW	B	1631	30	AFE	81,000	4	1781	72 kW	B	1666	212
AAM	81,000	4	1781	55 kW	B	1664	203	AFH	76,500	4	1390	74 kW	B	1636	53
AAU	75,000	4	1043	33 kW	B	1629	25	AFK	76,500	4	1390	74 kW	B	1638	67
AAV	75,000	4	1272	40 kW	B	1630	26	AFN	79,500	4	1896	81 kW	D	1644	101
AAW	82,500	4	1984	81 - 81 kW	B	1684	317	AFP	81,000	6	2792	130 kW	B	1669	234
AAX	81,000	4	1781	70 kW	B	1658	176	AFT	81,000	4	1595	74 kW	B	1668	224
AAY	82,500	5	1480	100 kW	B	1684	317	AFU	82,500	5	2309	90 kW	B	1684	317
AAZ	79,500	4	1896	55 kW	D	1644	99	AFV	81,000	4	1781	82 kW	B	1666	213
ABA	82,500	4	1984	81 - 87 kW	B	1681	295	AFX	81,000	4	1595	74 kW	B	1666	214
ABD	75,000	4	1390	40 - 44 kW	B	1630	27	AFY	81,000	4	1781	85 kW	B	1667	220
ABF	82,500	4	1984	110 kW	B	1679	288	AF	85,500	4	1584	33 - 37 kW	B	1688	338
ABG	81,000	4	1781	61 kW	B	1658	176	AGD	79,500	4	1896	47 kW	D	1650	133
ABL	79,500	4	1896	50 kW	D	1649	130	AGE	82,500	6	2771	132 kW	B	1678	284
ABN	81,000	4	1595	54 - 55 kW	B	1663	196	AGG	82,500	4	1984	85 kW	B	1681	298
ABS	81,000	4	1781	63 - 66 kW	B	1660	183	AGK	93,000	4	2799	92 kW	D	1690	349
ABU	76,500	4	1598	55 kW	B	1635	51	AGL	90,900	4	2295	105 kW	B	1689	347
ABV	82,000	6	2861	135 - 140 kW	B	1678	280	AGN	81,000	4	1781	92 kW	B	1667	220
ABX	81,000	4	1595	53 kW	B	1658	176	AGP	79,500	4	1896	50 kW	D	1647	115
AB	77,000	4	1285	31 - 32 kW	B	1642	88	AGR	79,500	4	1896	66 kW	D	1644	102
ACB	81,000	4	1781	62 kW	B	1664	204	AGU	81,000	4	1781	110 kW	B	1668	225
ACC	81,000	4	1781	66 - 67 kW	B	1660	184	AGX	81,000	5	2461	55 kW	D	1665	207
ACK	82,500	6	2771	142 kW	B	1678	284	AGY	76,500	4	1390	62 kW	B	1638	66













ENGINE			ccm	kW			1 POS	ENGINE			ccm	kW			1 POS
AGZ	81,000	5	2324	110 kW	B	1661	186	APF	81,000	4	1595	74 kW	B	1661	187
AHA	82,500	6	2771	128 - 142 kW	B	1684	316	APH	81,000	4	1781	110 kW	B	1668	225
AHB	79,500	4	1715	42 kW	D	1650	135	APK	82,500	4	1984	85 kW	B	1681	298
AHD	81,000	5	2461	75 kW	D	1665	207	APL	81,000	5	2461	85 kW	B	1667	219
AHF	79,500	4	1896	81 kW	D	1644	102	APQ	76,500	4	1390	44 kW	B	1635	52
AHG	79,500	4	1716	42 - 44 kW	D	1650	135	APR	82,500	6	2771	142 kW	B	1678	284
AHH	79,500	4	1896	66 kW	D	1644	103	APT	81,000	4	1781	92 kW	B	1667	220
AHL	81,000	4	1595	74 kW	B	1667	222	APU	81,000	4	1781	110 kW	B	1668	225
AHS	76,500	4	1598	55 kW	B	1635	52	AP	93,000	4	1795	50 kW	B	1690	350
AHT	72,000	4	997	37 kW	B	1627	9	AQA	81,000	4	1781	110 kW	B	1668	225
AHU	79,500	4	1896	66 - 67 kW	D	1645	104	AQD	82,500	6	2771	142 kW	B	1678	284
AHW	76,500	4	1390	55 kW	B	1638	67	AQM	79,500	4	1896	50 kW	D	1648	122
AHY	81,000	5	2461	111 kW	D	1665	207	AQN	81,000	5	2324	125 kW	B	1661	188
AJA	79,500	5	2370	55 kW	D	1650	134	AQP	81,000	6	2792	150 kW	B	1667	221
AJD	76,500	4	1324	52 kW	B	1635	50	AQQ	76,500	4	1390	74 kW	B	1638	67
AJH	81,000	4	1781	110 kW	B	1668	225	AQY	82,500	4	1984	85 kW	B	1681	298
AJM	79,500	4	1896	85 kW	D	1645	108	AQZ	67,100	4	999	53 kW	B	1626	4
AJS	81,000	10	4921	230 kW	D	1666	215	ARA	67,100	4	999	43 - 58 kW	B	1626	4
AJT	81,000	5	2461	65 kW	D	1665	207	ARC	76,500	4	1598	92 kW	B	1638	67
AJV	76,500	4	1598	88 kW	B	1638	67	ARD	79,500	4	1896	44 kW	D	1652	147
AJ	85,500	4	1584	36 - 37 kW	B	1688	339	ARG	81,000	4	1781	92 kW	B	1667	220
AKK	76,500	4	1390	44 kW	B	1636	54	ARL	79,500	4	1896	110 kW	D	1651	138
AKL	81,000	4	1595	74 - 76 kW	B	1661	187	ARM	81,000	4	1595	74 kW	B	1667	222
AKN	78,300	6	2496	110 kW	D	1643	96	ARR	76,500	4	1390	77 kW	B	1638	67
AKP	76,500	4	1390	40 kW	B	1636	54	ARX	81,000	4	1781	110 kW	B	1668	225
AKQ	76,500	4	1390	55 kW	B	1638	67	ARZ	81,000	4	1781	110 kW	B	1668	225
AKR	82,500	4	1984	85 kW	B	1682	301	AR	77,000	4	1285	31 - 32 kW	B	1642	94
AKS	81,000	4	1595	74 kW	B	1666	216	ASU	82,500	4	1984	88 kW	B	1682	304
AKU	79,500	4	1716	44 kW	D	1650	135	ASV	79,500	4	1896	81 kW	D	1647	116
AKV	76,500	4	1390	44 kW	B	1635	52	ASW	67,100	4	999	82 kW	B	1626	4
AKW	79,500	4	1715	42 kW	D	1650	135	ASX	79,500	4	1896	47 kW	D	1650	135
ALD	67,100	4	999	37 kW	B	1626	3	ASY	79,500	4	1896	47 kW	D	1648	122
ALE	79,500	4	1896	66 kW	D	1650	136	ASZ	79,500	4	1896	96 kW	D	1645	107
ALG	82,500	6	2771	142 kW	B	1678	284	AS	85,500	4	1584	37 kW	B	1688	340
ALH	79,500	4	1896	66 - 67 kW	D	1645	105	ATA	93,000	4	2799	96 kW	D	1690	349
ALL	67,100	4	999	37 kW	B	1626	2	ATD	79,500	4	1896	74 kW	D	1647	117
ALM	76,500	4	1598	55 kW	B	1635	52	ATE	67,100	4	999	37 kW	B	1626	3
ALT	82,500	4	1984	96 kW	B	1678	284	ATJ	79,500	4	1896	85 kW	D	1645	108
ALZ	81,000	4	1595	75 kW	B	1662	190	ATL	79,500	3	1422	66 kW	D	1651	137
AMF	79,500	3	1422	55 kW	D	1645	106	ATM	82,500	4	1984	85 kW	B	1681	298
AMV	81,000	6	2792	150 kW	B	1669	229	ATN	76,500	4	1598	77 kW	B	1638	67
AMX	82,500	6	2771	142 kW	B	1678	284	ATQ	82,500	6	2771	142 kW	B	1678	284
AMY	81,000	6	2792	128 kW	B	1664	201	ATU	82,500	4	1984	85 kW	B	1681	298
ANA	81,000	4	1595	74 kW	B	1667	222	ATW	81,000	4	1781	110 kW	B	1658	174
ANB	81,000	4	1781	110 kW	B	1668	225	ATX	82,500	6	2771	140 kW	B	1678	284
ANC	79,500	4	1896	44 kW	D	1652	147	AT	93,000	4	1795	55 kW	B	1690	350
ANF	81,000	5	2461	55 kW	D	1669	231	AUA	76,500	4	1390	55 kW	B	1638	67
ANG	81,000	5	2461	88 kW	D	1669	231	AUB	76,500	4	1390	74 kW	B	1638	67
ANH	81,000	5	2461	111 kW	D	1669	231	AUC	67,100	4	999	37 kW	B	1626	3
ANJ	81,000	5	2461	80 kW	D	1665	207	AUD	76,500	4	1390	44 kW	B	1636	54
ANM	76,500	4	1390	74 kW	B	1638	67	AUE	81,000	6	2792	150 kW	B	1662	189
ANN	81,000	4	1781	55 kW	B	1667	217	AUF	81,000	5	2461	75 kW	D	1665	207
ANP	81,000	4	1781	66 kW	B	1667	218	AUG	81,000	4	1781	110 kW	B	1658	174
ANQ	81,000	4	1781	92 kW	B	1658	174	AUH	93,000	4	2799	116 kW	D	1690	349
ANU	79,500	4	1896	66 kW	D	1651	138	AUM	81,000	4	1781	110 kW	B	1668	225
ANV	67,100	4	999	37 kW	B	1626	3	AUQ	81,000	4	1781	132 - 142 kW	B	1668	225
ANW	76,500	4	1390	44 kW	B	1636	54	AUR	81,000	4	1595	74 kW	B	1668	224
ANX	76,500	4	1390	40 kW	B	1635	52	AUS	76,500	4	1598	77 kW	B	1638	67
ANY	76,500	3	1191	45 kW	D	1633	42	AUY	79,500	4	1896	85 kW	D	1651	138
AN	93,000	4	1795	63 kW	B	1690	350	AUZ	82,500	4	1984	88 kW	B	1682	304
APA	81,000	5	2461	66 kW	D	1665	207	AVB	79,500	4	1896	74 kW	D	1646	109
APE	76,500	4	1390	55 kW	B	1638	67	AVC	81,000	4	1781	110 kW	B	1668	225

ENGINE		ccm	kW		1	POS	ENGINE		ccm	kW		1	POS		
AVF	79,500	4	1896	96 kW	D	1648	123	BAF	81,000	4	1781	92 kW	B	1669	230
AVG	79,500	4	1896	81 kW	D	1646	110	BAG	76,500	4	1598	85 kW	B	1638	67
AVH	82,500	4	1984	85 - 86 kW	B	1681	298	BAH	76,500	4	1598	74 - 76 kW	B	1633	43
AVM	79,500	4	1896	63 kW	D	1651	139	BAN	84,000	12	5998	309 kW	B	1686	330
AVQ	79,500	4	1896	74 kW	D	1647	118	BAP	84,000	12	5998	309 kW	B	1686	328
AVR	81,000	5	2461	80 kW	D	1665	207	BAR	84,500	8	4163	231 - 257 kW	B	1687	332
AVT	81,000	5	2461	85 kW	B	1668	223	BAU	78,300	6	2496	132 kW	D	1643	97
AVU	81,000	4	1595	75 kW	B	1662	190	BAY	79,500	3	1422	55 kW	D	1652	145
AVY	76,500	4	1598	92 kW	B	1638	67	BBE	81,000	5	2461	61 kW	D	1665	207
AWB	81,000	4	1595	78 kW	B	1658	174	BBF	81,000	5	2461	70 kW	D	1665	207
AWC	81,000	4	1781	110 kW	B	1668	225	BBG	82,500	6	2771	140 kW	B	1678	284
AWF	82,500	4	1984	85 kW	B	1681	298	BBM	76,500	3	1198	44 kW	B	1639	73
AWG	82,500	4	1984	85 kW	B	1681	298	BBR	81,000	5	2461	80 kW	D	1669	231
AWH	81,000	4	1595	74 kW	B	1668	224	BBU	81,000	4	1781	132 kW	B	1668	225
AWL	81,000	4	1781	110 kW	B	1658	174	BBW	82,500	4	1984	85 kW	B	1682	304
AWM	81,000	4	1781	125 kW	B	1668	225	BBX	82,500	4	1984	85 - 88 kW	B	1682	299
AWP	81,000	4	1781	132 kW	B	1668	225	BBY	76,500	4	1390	55 kW	B	1638	67
AWT	81,000	4	1781	110 kW	B	1668	225	BBZ	76,500	4	1390	74 kW	B	1638	67
AWU	81,000	4	1781	110 kW	B	1668	225	BCA	76,500	4	1390	55 kW	B	1638	67
AWV	81,000	4	1781	110 kW	B	1668	225	BCB	76,500	4	1598	77 kW	B	1638	67
AWW	81,000	4	1781	110 kW	B	1668	226	BCD	81,000	4	1595	74 kW	B	1658	174
AWX	79,500	4	1896	96 kW	D	1648	123	BCQ	93,000	4	2799	116 kW	D	1690	349
AWY	76,500	3	1198	40 kW	B	1636	56	BCT	81,000	5	2461	40 kW	D	1669	231
AXA	82,500	4	1984	85 kW	B/G	1681	298	BCU	81,000	5	2461	74 kW	D	1669	231
AXB	79,500	4	1896	77 kW	D	1651	138	BCV	81,000	5	2461	108 kW	D	1669	231
AXC	79,500	4	1896	63 kW	D	1651	138	BDC	82,500	4	1984	85 kW	B	1682	301
AXD	81,000	5	2461	96 kW	D	1670	235	BDE	81,000	6	2792	150 kW	B	1661	188
AXE	81,000	5	2461	96 - 128 kW	D	1668	227	BDF	81,000	6	2792	147 kW	B	1669	229
AXG	81,000	5	2461	111 kW	D	1665	207	BDG	78,300	6	2496	120 kW	D	1643	97
AXJ	84,000	6	3189	165 kW	B	1686	330	BDH	78,300	6	2496	132 kW	D	1643	97
AXK	81,000	6	2792	150 kW	B	1658	174	BDJ	81,000	4	1968	51 kW	D	1669	232
AXL	81,000	5	2461	75 kW	D	1665	207	BDK	81,000	4	1968	55 kW	D	1669	232
AXP	76,500	4	1390	55 kW	B	1638	67	BDL	84,000	6	3189	173 kW	B	1686	329
AXQ	84,500	8	4172	228 kW	B	1687	333	BDN	84,000	8	3999	202 kW	B	1686	327
AXR	79,500	4	1896	74 kW	D	1647	118	BDP	84,000	8	3999	202 kW	B	1686	327
AXU	76,500	4	1390	63 kW	B	1638	67	BEF	82,500	4	1984	43 kW	B	1682	300
AXW	82,500	4	1984	110 kW	B	1680	291	BEH	82,500	4	1984	85 kW	B/G	1682	301
AXX	82,500	4	1984	147 kW	B	1683	305	BEJ	82,500	4	1984	85 kW	B	1682	301
AXZ	86,000	6	3168	184 kW	B	1689	342	BEQ	79,500	4	1896	33 kW	D	1652	147
AYC	81,000	5	2461	75 kW	D	1665	207	BER	82,500	4	1984	85 kW	B	1682	301
AYD	81,000	4	1595	75 kW	B	1668	228	BEU	79,500	4	1896	43 kW	D	1651	139
AYH	81,000	10	4921	230 kW	D	1666	215	BEV	82,500	4	1984	85 - 86 kW	B	1682	301
AYL	81,000	6	2792	150 kW	B	1661	188	BEW	79,500	4	1896	74 kW	D	1651	140
AYQ	79,500	4	1896	47 kW	D	1648	122	BE	76,500	4	1588	37 - 44 kW	D	1638	69
AYT	84,000	6	3189	177 kW	B	1686	329	BFF	82,500	4	1984	85 kW	B	1682	304
AYY	81,000	5	2461	65 kW	D	1665	207	BFH	84,000	6	3189	177 kW	B	1686	329
AYZ	76,500	3	1191	45 kW	D	1638	68	BFQ	81,000	4	1595	75 kW	B	1662	190
AZD	76,500	4	1598	77 kW	B	1638	67	BFS	81,000	4	1595	75 kW	B	1662	190
AZG	82,500	4	1984	85 kW	B	1681	298	BGC	81,000	4	1781	110 kW	B	1658	174
AZH	82,500	4	1984	85 kW	B	1681	298	BGD	82,500	4	1984	85 kW	B	1682	301
AZJ	82,500	4	1984	85 kW	B	1681	298	BGG	79,500	4	1896	47 kW	D	1651	141
AZM	82,500	4	1984	85 kW	B	1681	298	BGH	84,500	8	4172	246 kW	B	1687	333
AZN	67,100	4	999	40 - 48 kW	B	1626	4	BGJ	84,500	8	4172	246 kW	B	1687	333
AZP	67,100	4	999	51 - 56 kW	B	1626	4	BGL	79,500	4	1896	37 kW	D	1652	147
AZQ	76,500	3	1198	47 kW	B	1638	67	BGM	79,500	4	1896	29 kW	D	1652	147
AZV	81,000	4	1968	100 kW	D	1654	159	BGP	82,500	5	2480	110 - 112 kW	B	1682	302
AZX	81,000	5	2324	125 kW	B	1669	229	BGQ	82,500	5	2480	110 - 112 kW	B	1682	303
AZZ	84,000	6	3189	162 kW	B	1686	329	BGU	81,000	4	1595	75 kW	B	1662	190
BAA	84,000	6	3189	162 kW	B	1686	329	BGW	81,000	4	1968	100 kW	D	1669	232
BAC	81,000	5	2461	128 kW	D	1670	235	BHK	89,000	6	3597	206 kW	B	1689	344
BAD	76,500	4	1598	81 kW	B	1638	67	BHL	89,000	6	3597	206 kW	B	1689	345
BAE	81,000	4	1781	110 kW	B	1658	174	BHP	82,500	4	1984	85 kW	B	1682	301













ENGINE			ccm	kW			1 POS	ENGINE			ccm	kW			1 POS
BHW	81,000	4	1968	100 kW	D	1669	232	BMV	84,000	6	3189	162 - 177 kW	B	1686	329
BHX	84,500	8	4172	228 kW	B	1687	333	BMX	84,000	6	3189	162 kW	B	1686	329
BHY	82,500	4	1984	85 kW	B	1682	301	BMY	76,500	4	1390	103 kW	B	1638	67
BI	76,500	4	1471	57 kW	B	1641	87	BNL	82,500	4	1984	85 kW	B	1682	304
BJA	76,500	4	1598	74 - 76 kW	B	1639	72	BNM	79,500	3	1422	51 kW	D	1652	145
BJB	79,500	4	1896	77 kW	D	1647	118	BNU	81,000	4	1781	132 kW	B	1668	225
BJC	79,500	4	1896	53 kW	D	1651	139	BNV	79,500	3	1422	59 kW	D	1652	145
BJE	67,100	4	999	52 - 53 kW	B	1626	4	BNW	67,100	4	999	50 - 53 kW	B	1626	4
BJF	81,000	4	1595	67 - 73 kW	B	1669	234	BNX	67,100	4	999	53 - 56 kW	B	1626	4
BJH	81,000	4	1595	75 kW	B	1658	174	BNY	81,000	4	1781	73 - 78 kW	B	1669	234
BJJ	81,000	5	2461	65 kW	D	1669	233	BNZ	81,000	5	2461	96 kW	D	1670	238
BJK	81,000	5	2461	80 kW	D	1669	233	BPA	76,500	4	1598	72 - 76 kW	B	1639	72
BJL	81,000	5	2461	100 kW	D	1669	233	BPC	81,000	5	2461	128 kW	D	1670	238
BJM	81,000	5	2461	120 kW	D	1669	233	BPD	81,000	5	2461	120 kW	D	1670	238
BJN	84,000	12	5998	331 kW	B	1686	330	BPE	81,000	5	2461	128 kW	D	1670	238
BJR	67,100	4	999	48 kW	B	1626	4	BPF	84,000	6	3189	184 kW	B	1686	329
BJS	84,000	6	3189	177 - 179 kW	B	1686	328	BPR	82,500	5	2480	110 kW	B	1682	302
BJX	81,000	4	1781	110 kW	B	1668	225	BPS	82,500	5	2480	110 kW	B	1682	302
BJY	81,000	4	1781	73 kW	B	1669	234	BPY	82,500	4	1984	147 kW	B	1683	305
BJZ	82,500	4	1984	85 kW	B	1682	304	BPZ	79,500	4	1896	85 kW	D	1648	120
BKC	79,500	4	1896	77 kW	D	1647	118	BRJ	84,000	6	3189	162 kW	B	1686	329
BKD	81,000	4	1968	103 kW	D	1654	159	BRK	84,000	6	3189	177 kW	B	1686	329
BKF	81,000	4	1781	110 kW	B	1668	225	BRM	79,500	4	1896	74 kW	D	1651	142
BKG	76,500	4	1390	66 kW	B	1638	67	BRN	84,000	12	5998	331 kW	B	1686	330
BKJ	84,000	6	3189	162 kW	B	1686	329	BRR	79,500	4	1896	62 kW	D	1651	143
BKK	84,000	6	3189	173 kW	B	1686	329	BRS	79,500	4	1896	75 kW	D	1651	143
BKL	84,000	6	3189	177 kW	B	1686	329	BRT	81,000	4	1968	103 kW	D	1670	237
BKP	81,000	4	1968	103 kW	D	1670	236	BRU	79,500	4	1896	66 kW	D	1647	118
BKR	76,500	4	1390	55 kW	B	1639	72	BRY	81,000	4	1595	74 kW	B	1655	162
BKS	83,000	6	2967	165 kW	D	1685	318	BR	76,500	4	1471	57 kW	B	1641	87
BKU	81,000	4	1781	74 kW	B	1669	234	BSC	76,500	4	1423	54 kW	B	1635	50
BKW	81,000	10	4921	230 kW	D	1669	234	BSE	81,000	4	1595	75 kW	B	1662	190
BKY	76,500	4	1390	55 kW	B	1638	67	BSF	81,000	4	1595	75 kW	B	1662	190
BLE	81,000	10	4921	230 kW	D	1671	245	BSP	83,000	6	2967	165 kW	D	1685	319
BLF	76,500	4	1598	85 kW	B	1638	67	BST	81,000	4	1968	51 kW	D	1669	232
BLG	76,500	4	1390	125 kW	B	1638	67	BSU	79,500	4	1896	55 kW	D	1651	143
BLH	76,500	4	1598	74 kW	B	1639	72	BSW	79,500	4	1896	77 kW	D	1648	124
BLJ	81,000	5	2461	120 kW	D	1670	235	BSX	82,500	4	1984	80 kW	B/G	1681	298
BLK	81,000	5	2461	120 kW	D	1670	235	BTB	79,500	4	1896	110 kW	D	1651	138
BLM	76,500	4	1390	61 kW	B	1639	73	BTJ	76,500	4	1390	57 - 61 kW	B	1639	72
BLN	76,500	4	1390	66 kW	B	1638	67	BTK	82,500	5	2480	110 - 112 kW	B	1682	303
BLP	76,500	4	1598	85 kW	B	1638	67	BTL	82,500	4	1984	85 kW	B	1682	304
BLR	82,500	4	1984	110 kW	B	1680	291	BTS	76,500	4	1598	77 kW	B	1638	67
BLS	79,500	4	1896	77 kW	D	1651	143	BTT	84,000	12	5998	331 kW	B	1686	330
BLT	79,500	4	1896	96 kW	D	1648	119	BTW	81,000	5	2461	121 kW	D	1669	231
BLV	89,000	6	3580	206 kW	B	1689	344	BTY	67,100	4	999	48 - 53 kW	B	1626	4
BLX	82,500	4	1984	110 kW	B	1680	291	BUB	84,000	6	3189	184 kW	B	1686	329
BLY	82,500	4	1984	110 kW	B	1680	291	BUD	76,500	4	1390	59 - 60 kW	B	1638	67
BMA	81,000	4	1968	100 kW	D	1670	236	BUK	79,500	4	1896	118 kW	D	1652	144
BMD	76,500	3	1198	40 kW	B	1639	73	BUN	83,000	6	2967	155 kW	D	1685	318
BME	76,500	3	1198	47 kW	B	1638	67	BUR	81,000	4	1781	72 kW	B	1669	234
BMF	84,000	6	3189	54 kW	B	1686	328	BUZ	81,000	4	1968	120 kW	D	1670	239
BMG	76,500	4	1390	55 kW	B	1639	72	BVB	81,000	4	1968	96 kW	D	1670	240
BMH	76,500	4	1598	77 kW	B	1639	72	BVD	81,000	4	1968	90 kW	D	1670	241
BMK	83,000	6	2967	165 kW	D	1685	318	BVE	81,000	4	1968	90 kW	D	1670	239
BML	84,000	6	3189	177 kW	B	1686	329	BVH	81,000	4	1968	100 kW	D	1670	237
BMM	81,000	4	1968	103 kW	D	1654	160	BVK	79,500	4	1896	85 kW	D	1648	121
BMN	81,000	4	1968	125 kW	D	1655	161	BVX	82,500	4	1984	110 kW	B	1680	291
BMP	81,000	4	1968	103 kW	D	1670	237	BVY	82,500	4	1984	110 kW	B	1680	291
BMR	81,000	4	1968	125 kW	D	1670	236	BVZ	82,500	4	1984	110 kW	B	1680	291
BMS	79,500	3	1422	59 kW	D	1652	145	BWA	82,500	4	1984	147 kW	B	1683	305
BMT	79,500	4	1896	74 kW	D	1648	120	BWB	79,500	3	1422	51 kW	D	1652	145

ENGINE			ccm	kW			1 POS	ENGINE			ccm	kW			1 POS
BWF	81,000	10	4921	230 kW	D	1671	242	CBZB	71,000	4	1197	77 kW	B	1626	6
BWK	76,500	4	1390	110 kW	B	1638	67	CBZC	71,000	4	1197	66 kW	B	1626	7
BWS	89,000	6	3597	220 kW	B	1689	344	CB	90,000	4	1679	49 kW	B	1689	346
BWV	81,000	4	1968	88 kW	D	1670	239	CCCA	82,500	5	2480	125 kW	B	1682	303
BWX	81,000	4	1595	71 - 73 kW	B	1669	234	CCHA	81,000	4	1968	103 kW	D	1671	247
BXE	79,500	4	1896	77 kW	D	1647	118	CCHB	81,000	4	1968	100 kW	D	1671	247
BXF	79,500	4	1896	66 kW	D	1647	118	CCNA	67,100	4	999	51 - 56 kW	B	1626	4
BXJ	79,500	4	1896	66 kW	D	1648	120	CCRA	76,500	4	1598	74 - 77 kW	B	1638	71
BXT	79,500	4	1896	30 kW	D	1652	147	CCSA	81,000	4	1595	75 kW	B	1655	163
BXV	76,500	3	1198	51 kW	B	1638	70	CCTA	82,500	4	1984	147 - 157 kW	B	1683	307
BYD	82,500	4	1984	169 kW	B	1683	307	CCTB	82,500	4	1984	125 kW	B	1683	307
BZB	82,500	4	1798	118 kW	B	1683	307	CCZA	82,500	4	1984	147 kW	B	1683	307
BZF	82,500	4	1806	90 kW	B	1682	304	CCZB	82,500	4	1984	155 kW	B	1683	307
BZG	76,500	3	1198	51 kW	B	1638	67	CCZC	82,500	4	1984	125 kW	B	1678	281
B	85,500	4	1584	35 kW	B	1688	341	CCZD	82,500	4	1984	132 kW	B	1678	307
CAAA	81,000	4	1968	62 kW	D	1671	247	CDAA	82,500	4	1798	118 kW	B	1678	282
CAAB	81,000	4	1968	75 kW	D	1671	247	CDAB	82,500	4	1798	112 kW	B	1683	310
CAAC	81,000	4	1968	103 kW	D	1671	247	CDBA	81,000	4	1968	90 kW	D	1671	247
CAAD	81,000	4	1968	84 kW	D	1671	247	CDCA	81,000	4	1968	120 kW	D	1671	247
CAAE	81,000	4	1968	100 kW	D	1671	247	CDDA	76,500	4	1390	63 kW	B	1639	72
CARA	83,000	6	2967	171 kW	D	1685	318	CDEA	76,500	4	1598	77 kW	B	1639	72
CARB	83,000	6	2967	176 kW	D	1686	325	CDE	76,500	4	1598	77 kW	B	1639	72
CASA	83,000	6	2967	176 kW	D	1685	318	CDGA	76,500	4	1390	110 kW	B/G	1639	76
CASB	83,000	6	2967	155 kW	D	1685	318	CDLA	82,500	4	1984	195 kW	B	1683	305
CASC	83,000	6	2967	176 kW	D	1685	318	CDLC	82,500	4	1984	188 kW	B	1683	307
CASD	83,000	6	2967	150 kW	D	1685	318	CDLF	82,500	4	1984	199 kW	B	1683	307
CATA	83,000	6	2967	165 kW	D	1685	318	CDLG	82,500	4	1984	173 kW	B	1683	308
CAVA	76,500	4	1390	110 kW	B	1638	67	CDLJ	82,500	4	1984	162 kW	B	1683	307
CAVB	76,500	4	1390	125 kW	B	1638	67	CDLK	82,500	4	1984	206 kW	B	1683	308
CAVC	76,500	4	1390	103 kW	B	1638	67	CDVA	89,000	6	3597	191 kW	B	1689	344
CAVD	76,500	4	1390	118 kW	B	1638	67	CDVB	89,000	6	3598	206 - 209 kW	B	1689	345
CAVE	76,500	4	1390	132 kW	B	1638	67	CDVC	89,000	6	3598	206 - 209 kW	B	1689	345
CAWA	82,500	4	1984	125 kW	B	1683	307	CDVD	89,000	6	3598	183 kW	B	1689	345
CAWB	82,500	4	1984	147 kW	B	1683	307	CDXA	79,500	4	1896	55 kW	D	1652	147
CAXA	76,500	4	1390	90 kW	B	1638	67	CDXB	79,500	4	1896	29 kW	D	1652	147
CAYA	79,500	4	1598	55 kW	D	1652	146	CEAA	82,500	4	1798	118 kW	B	1680	292
CAYB	79,500	4	1598	66 kW	D	1652	146	CEA	82,500	4	1798	118 kW	B	1680	293
CAYC	79,500	4	1598	77 kW	D	1652	146	CEBA	81,000	5	2461	65 kW	D	1671	246
CAYD	79,500	4	1598	75 kW	D	1652	146	CEBB	81,000	5	2461	80 kW	D	1671	246
CAYE	79,500	4	1598	55 kW	D	1652	146	CECA	81,000	5	2461	100 kW	D	1671	246
CA	90,000	4	1679	49 kW	B	1689	346	CECB	81,000	5	2461	120 kW	D	1671	246
CBAA	81,000	4	1968	100 kW	D	1662	191	CEDA	81,000	4	1781	120 kW	B	1658	174
CBAB	81,000	4	1968	103 kW	D	1662	191	CED	81,000	4	1781	120 kW	B	1658	174
CBAC	81,000	4	1968	105 kW	D	1671	247	CEEA	76,500	3	1198	45 kW	B	1639	72
CBBA	81,000	4	1968	120 kW	D	1671	247	CEGA	81,000	4	1968	125 kW	D	1671	247
CBBB	81,000	4	1968	125 kW	D	1662	191	CEMA	83,000	8	4134	257 kW	D	1686	325
CBDA	81,000	4	1968	100 kW	D	1671	247	CENA	82,500	4	1984	88 kW	B	1682	304
CBDB	81,000	4	1968	103 kW	D	1671	247	CEXA	83,000	6	2967	176 kW	D	1685	318
CBDC	81,000	4	1968	81 kW	D	1671	247	CEXB	83,000	6	2967	180 kW	D	1685	318
CBEA	81,000	4	1968	103 kW	D	1662	191	CEZA	83,000	6	2967	195 kW	D	1685	319
CBFA	82,500	4	1984	147 - 157 kW	B	1683	307	CFBA	76,500	4	1390	96 kW	B	1639	72
CBHA	81,000	4	1968	47 kW	D	1671	243	CFCA	81,000	4	1968	132 kW	D	1671	247
CBJB	81,000	4	1968	55 kW	D	1671	243	CFEA	82,500	4	1984	85 - 88 kW	B	1683	309
CBKA	81,000	4	1968	74 kW	D	1671	244	CFFA	81,000	4	1968	100 kW	D	1662	191
CBPA	82,500	4	1984	85 - 86 kW	B	1681	298	CFFB	81,000	4	1968	103 kW	D	1662	191
CBRA	84,000	6	3189	184 kW	B	1686	329	CFFD	81,000	4	1968	81 kW	D	1671	247
CBR	84,000	6	3189	184 kW	B	1686	328	CFFE	81,000	4	1968	85 kW	D	1671	247
CBSA	82,500	4	1984	37 kW	B	1683	306	CFGB	81,000	4	1968	125 kW	D	1662	191
CBTA	82,500	5	2480	112 - 127 kW	B	1682	303	CFGC	81,000	4	1968	130 kW	D	1662	191
CBUA	82,500	5	2480	112 - 127 kW	B	1682	303	CFHB	81,000	4	1968	100 kW	D	1662	191
CBWA	81,000	10	4921	230 - 257 kW	D	1671	245	CFHC	81,000	4	1968	103 kW	D	1671	247
CBZA	71,000	4	1197	63 kW	B	1626	7	CFHE	81,000	4	1968	62 kW	D	1671	247











ENGINE			ccm	kW			1 POS	ENGINE			ccm	kW			1 POS
CFHF	81,000	4	1968	81 kW	D	1671	247	CJXD	82,500	4	1984	213 kW	B	1679	285
CFJA	81,000	4	1968	125 kW	D	1671	247	CJXE	82,500	4	1984	195 kW	B	1679	285
CFJB	81,000	4	1968	130 kW	D	1671	247	CJXG	82,500	4	1984	228 kW	B	1679	285
CFLA	84,000	6	3189	173 kW	B	1686	329	CJXH	82,500	4	1984	213 kW	B	1679	285
CFMA	81,000	4	1781	110 kW	B	1662	192	CJZA	71,000	4	1197	77 kW	B	1627	8
CFNA	76,500	4	1598	77 kW	B	1638	67	CJZB	71,000	4	1197	63 kW	B	1627	8
CFNB	76,500	4	1598	63 kW	B	1638	67	CJZC	71,000	4	1197	66 kW	B	1627	8
CFPA	82,500	4	1984	118 kW	B	1683	307	CJZD	71,000	4	1197	81 kW	B	1627	8
CFRA	84,000	12	5998	331 kW	B	1686	330	CJ	94,000	4	1970	51 kW	B	1690	351
CFUA	81,000	4	1781	110 kW	B	1658	174	CKDA	83,000	8	4134	250 kW	D	1685	318
CFWA	79,500	3	1199	55 kW	D	1649	125	CKFC	81,000	4	1968	110 kW	D	1673	258
CFZA	76,500	4	1598	74 - 76 kW	B	1638	71	CKJA	82,500	4	1984	85 - 88 kW	B	1682	304
CGEA	84,500	6	2995	245 kW	B	1687	331	CKMA	76,500	4	1390	118 kW	B	1639	75
CGFA	84,500	6	2995	245 - 283 kW	B	1687	336	CKPA	89,000	6	3598	58 kW	B	1689	345
CGGA	76,500	4	1390	59 kW	B	1638	67	CKRA	81,000	4	1968	103 kW	D	1672	249
CGGB	76,500	4	1390	63 kW	B	1638	67	CKTB	81,000	4	1968	80 kW	D	1671	247
CGMA	82,500	4	1984	147 kW	B	1680	292	CKTC	81,000	4	1968	100 kW	D	1671	247
CGM	82,500	4	1984	147 kW	B	1684	316	CKUB	81,000	4	1968	120 kW	D	1671	247
CGNA	84,500	8	4163	265 kW	B	1687	334	CKUC	81,000	4	1968	105 kW	D	1671	247
CGPA	76,500	3	1198	51 kW	B	1638	67	CKYA	76,500	3	1198	45 kW	B	1639	72
CGPB	76,500	3	1198	44 kW	B	1638	67	CK	76,500	4	1471	37 kW	D	1639	74
CGRA	89,000	6	3597	206 kW	B	1689	344	CLCA	81,000	4	1968	81 kW	D	1671	247
CGYA	82,500	4	1798	112 kW	B	1683	310	CLCB	81,000	4	1968	103 kW	D	1671	247
CGZA	82,500	4	1984	88 kW	B	1682	304	CLHA	79,500	4	1598	77 kW	D	1649	125
CGZ	82,500	4	1984	88 kW	B	1682	304	CLHB	79,500	4	1598	66 kW	D	1649	125
CHFA	76,500	3	1198	44 kW	B	1639	73	CLJA	81,000	4	1968	103 kW	D	1662	191
CHFB	76,500	3	1198	40 kW	B	1639	73	LLA	81,000	4	1968	125 kW	D	1671	247
CHGA	81,000	4	1595	75 kW	B/G	1662	193	CLNA	79,500	4	1598	77 kW	D	1652	146
CHHA	82,500	4	1984	169 kW	B	1684	311	CLPA	76,500	4	1390	63 kW	B	1638	67
CHHB	82,500	4	1984	162 kW	B	1684	311	CLPB	76,500	4	1390	55 kW	B	1639	72
CHNA	89,000	6	3597	206 kW	B	1689	344	CLRA	76,500	4	1598	77 kW	B	1638	67
CHPA	74,500	4	1395	103 kW	B	1628	15	CLSA	76,500	4	1598	77 kW	B	1638	67
CHPB	74,500	4	1395	110 kW	B	1628	15	CMAA	76,500	4	1390	60 kW	B	1639	76
CHYA	74,500	3	999	44 kW	B	1627	13	CMBA	74,500	4	1395	90 kW	B	1628	15
CHYB	74,500	3	999	55 kW	B	1627	13	CMR	81,000	4	1595	72 kW	B	1669	234
CHYC	74,500	3	999	48 kW	B	1628	14	CMSB	76,500	4	1390	90 kW	B	1638	67
CHYD	74,500	3	999	56 kW	B	1628	19	CMTA	89,000	6	3597	183 kW	B	1689	344
CHYE	74,500	3	999	44 kW	B	1628	19	CMVA	89,000	6	3597	206 kW	B	1689	344
CHZA	74,500	3	999	66 kW	B	1628	15	CMXA	81,000	4	1595	75 kW	B	1655	164
CHZB	74,500	3	999	70 kW	B	1627	10	CNBA	76,500	4	1390	61 kW	B	1639	72
CHZC	74,500	3	999	81 kW	B	1628	15	CNEA	81,000	4	1968	132 kW	D	1671	247
CHZD	74,500	3	999	85 kW	B	1628	15	CNEB	81,000	4	1968	132 kW	D	1658	174
CHZG	74,500	3	999	75 kW	B	1628	15	CNFA	81,000	4	1968	90 kW	D	1671	247
CHZJ	74,500	3	999	85 kW	B	1627	10	CNFB	81,000	4	1968	103 kW	D	1671	247
CHZK	74,500	3	999	63 kW	B	1628	15	CNKA	76,500	4	1598	60 kW	B	1639	76
CHZL	74,500	3	999	70 kW	B	1627	10	CNLA	74,500	4	1395	110 kW	B	1628	15
CH	86,500	4	1984	55 kW	B	1689	343	CNNA	89,000	6	3580	206 kW	B	1689	345
CJAA	81,000	4	1968	103 - 104 kW	D	1671	247	CNRB	83,000	6	2967	176 kW	D	1685	320
CJDA	81,000	4	1968	75 kW	D	1658	174	CNSA	82,500	4	1798	125 kW	B	1684	316
CJDD	81,000	4	1968	75 kW	D	1658	174	CNSB	82,500	4	1798	125 kW	B	1684	311
CJGD	83,000	6	2967	180 kW	D	1685	320	CNTA	82,500	4	1984	155 kW	B	1679	285
CJKA	82,500	4	1984	150 kW	B	1683	307	CNTC	82,500	4	1984	162 kW	B	1678	283
CJKB	82,500	4	1984	110 kW	B	1683	307	CNWA	76,500	4	1390	118 kW	B	1638	67
CJLA	76,500	3	1198	55 kW	B	1638	67	CNWB	76,500	4	1390	110 kW	B	1638	67
CJMA	83,000	6	2967	150 kW	D	1685	320	CPBA	67,100	4	999	54 - 56 kW	B	1626	4
CJSA	82,500	4	1798	132 kW	B	1680	290	CPFA	84,000	6	2975	184 kW	B	1686	329
CJSB	82,500	4	1798	132 kW	B	1684	311	CPGA	74,510	3	999	50 kW	B/G	1628	20
CJSC	82,500	4	1798	132 kW	B	1684	312	CPKA	82,500	4	1798	125 kW	B	1684	312
CJTA	84,500	6	2995	213 kW	B	1687	335	CPLA	82,500	4	1984	155 kW	B	1679	285
CJXA	82,500	4	1984	206 kW	B	1679	285	CPPA	82,500	4	1984	155 kW	B	1679	285
CJXB	82,500	4	1984	206 kW	B	1684	313	CPRA	82,500	4	1798	125 kW	B	1684	312
CJXC	82,500	4	1984	221 - 265 kW	B	1680	290	CPTA	74,500	4	1395	103 kW	B	1628	15

ENGINE			ccm	kW			1 POS	ENGINE			ccm	kW			1 POS
CPVA	74,500	4	1395	90 kW	B	1628	15	CUVC	81,000	4	1968	110 kW	D	1672	252
CPVB	74,500	4	1395	92 kW	B	1627	11	CUVE	81,000	4	1968	81 kW	D	1672	253
CPWA	74,500	4	1395	81 kW	B/G	1628	15	CUWA	81,000	4	1968	135 kW	D	1672	252
CPYA	81,000	4	1968	55 kW	D	1658	174	CUXA	81,000	4	1968	135 kW	D	1672	253
CPYB	81,000	4	1968	44 kW	D	1658	174	CU	94,000	4	1970	51 kW	B	1690	351
CPYC	81,000	4	1968	36 kW	D	1658	174	CVCA	81,000	4	1968	110 kW	D	1672	253
CPYD	81,000	4	1968	55 kW	D	1658	174	CVMC	83,000	6	2967	190 kW	D	1686	325
CPYE	81,000	4	1968	44 kW	D	1658	174	CVMD	83,000	6	2967	183 kW	D	1685	322
CPYF	81,000	4	1968	44 kW	D	1658	174	CVVA	83,000	6	2967	193 kW	D	1685	323
CPYG	81,000	4	1968	36 kW	D	1658	174	CVWA	83,000	6	2967	150 kW	D	1685	321
CP	76,500	6	2383	55 kW	D	1639	77	CV	94,000	4	1970	51 kW	B	1690	351
CRBB	81,000	4	1968	105 kW	D	1662	194	CWTA	89,000	6	3598	72 kW	B	1689	345
CRBC	81,000	4	1968	110 kW	D	1672	252	CWVA	76,500	4	1598	81 kW	B	1636	55
CRCA	83,000	6	2967	180 kW	D	1685	320	CWVB	76,500	4	1598	66 kW	B	1636	55
CRCD	83,000	6	2967	150 kW	D	1685	321	CWXA	77,000	4	1498	66 kW	D	1642	90
CRFC	81,000	4	1968	105 kW	D	1673	259	CWXB	77,000	4	1498	77 kW	D	1642	90
CRFD	81,000	4	1968	105 kW	D	1672	251	CWXC	77,000	4	1498	81 kW	D	1642	91
CRFZ	81,000	4	1968	105 kW	D	1658	174	CXBA	82,500	4	1798	125 kW	B	1684	312
CRGA	81,000	4	1968	130 kW	D	1673	258	CXBB	82,500	4	1798	125 kW	B	1684	312
CRGB	81,000	4	1968	130 kW	D	1672	251	CXCA	82,500	4	1984	155 kW	B	1679	285
CRJA	74,500	4	1395	110 kW	B	1628	15	CXCB	82,500	4	1984	162 kW	B	1679	285
CRKA	79,500	4	1598	66 kW	D	1649	125	CXDA	82,500	4	1984	162 kW	B	1679	285
CRKB	79,500	4	1598	81 kW	D	1649	125	CXDB	82,500	4	1984	169 kW	B	1684	316
CRLB	81,000	4	1968	110 kW	D	1672	250	CXEB	81,000	4	1968	150 kW	D	1673	256
CRLD	81,000	4	1968	81 kW	D	1672	251	CXEC	81,000	4	1968	146 kW	D	1672	254
CRMB	81,000	4	1968	110 kW	D	1673	258	CXFA	81,000	4	1968	110 kW	D	1673	256
CRUA	81,000	4	1968	110 kW	D	1673	259	CXGA	81,000	4	1968	62 kW	D	1673	255
CRVA	81,000	4	1968	81 kW	D	1673	258	CXGB	81,000	4	1968	75 kW	D	1673	255
CRVC	81,000	4	1968	105 kW	D	1673	258	CXGD	81,000	4	1968	66 kW	D	1672	254
CRVD	81,000	4	1968	81 kW	D	1658	174	CXHA	81,000	4	1968	110 kW	D	1673	256
CRZA	82,500	4	1984	188 - 191 kW	B	1683	308	CXHB	81,000	4	1968	84 kW	D	1672	254
CR	76,500	4	1588	39 - 40 kW	D	1634	44	CXHC	81,000	4	1968	81 kW	D	1672	254
CSHA	81,000	4	1968	132 kW	D	1671	247	CXSA	74,500	4	1395	90 kW	B	1628	15
CSLA	81,000	4	1968	80 kW	D	1672	248	CXSB	74,500	4	1395	92 kW	B	1628	15
CSLB	81,000	4	1968	84 kW	D	1671	247	CXXA	79,500	4	1598	66 kW	D	1649	125
CSLC	81,000	4	1968	103 kW	D	1672	248	CXXB	79,500	4	1598	81 kW	D	1649	125
CSNA	81,000	4	1968	120 kW	D	1672	249	CYFB	82,500	4	1984	215 kW	B	1684	313
CS	76,500	4	1588	37 kW	D	1640	78	CYJA	84,500	6	2995	235 kW	B	1687	336
CTHA	76,500	4	1390	110 kW	B	1638	67	CYKB	81,000	4	1968	81 kW	D	1672	251
CTHB	76,500	4	1390	125 kW	B	1638	67	CYKC	81,000	4	1968	81 kW	D	1672	251
CTHC	76,500	4	1390	103 kW	B	1638	67	CYRB	82,500	4	1984	185 kW	B	1684	314
CTHD	76,500	4	1390	118 kW	B	1638	67	CYRC	82,500	4	1984	183 kW	B	1679	285
CTHE	76,500	4	1390	132 kW	B	1638	67	CYVA	71,000	4	1197	63 kW	B	1627	8
CTKA	76,500	4	1390	118 kW	B	1638	67	CYVB	71,000	4	1197	81 kW	B	1627	8
CUAA	81,000	4	1968	176 kW	D	1672	253	CYVC	71,000	4	1197	62 kW	B	1627	8
CUKA	74,500	4	1395	90 kW	B	1628	15	CYVD	71,000	4	1197	77 kW	B	1627	8
CUKB	74,500	4	1395	110 kW	B	1628	15	CYZA	79,500	3	1422	77 kW	D	1652	149
CUKC	74,500	4	1395	115 kW	B	1628	15	CYZB	79,500	3	1422	55 kW	D	1652	149
CULA	82,500	4	1984	132 kW	B	1684	316	CY	76,500	4	1588	51 kW	D	1634	45
CULC	82,500	4	1984	162 kW	B	1679	285	CZCA	74,500	4	1395	92 kW	B	1628	15
CUNA	81,000	4	1968	135 kW	D	1672	250	CZCB	74,500	4	1395	92 kW	B	1628	15
CUPA	81,000	4	1968	135 kW	D	1673	259	CZDA	74,500	4	1395	110 kW	B	1628	15
CUSA	79,500	3	1422	55 kW	D	1652	148	CZDB	74,500	4	1395	92 kW	B	1628	15
CUSB	79,500	3	1422	66 kW	D	1652	148	CZDC	74,500	4	1395	96 kW	B	1628	15
CUTA	79,500	3	1422	77 kW	D	1652	148	CZDD	74,500	4	1395	92 kW	B	1628	15
CUUA	81,000	4	1968	81 kW	D	1673	258	CZEA	74,500	4	1395	110 kW	B	1628	15
CUUB	81,000	4	1968	110 kW	D	1673	258	CZKA	74,500	3	999	52 kW	B	1628	19
CUUC	81,000	4	1968	55 kW	D	1672	251	CZPA	82,500	4	1984	132 kW	B	1679	285
CUUD	81,000	4	1968	75 kW	D	1673	258	CZPB	82,500	4	1984	140 kW	B	1684	315
CUUE	81,000	4	1968	90 kW	D	1673	258	CZPC	82,500	4	1984	147 kW	B	1679	285
CUUF	81,000	4	1968	55 kW	D	1673	258	CZTA	74,500	4	1395	110 kW	B	1628	15
CUVA	81,000	4	1968	85 kW	D	1672	249	D 0834 LFL 63	108,000	4	4580	110 kW	D	1691	357





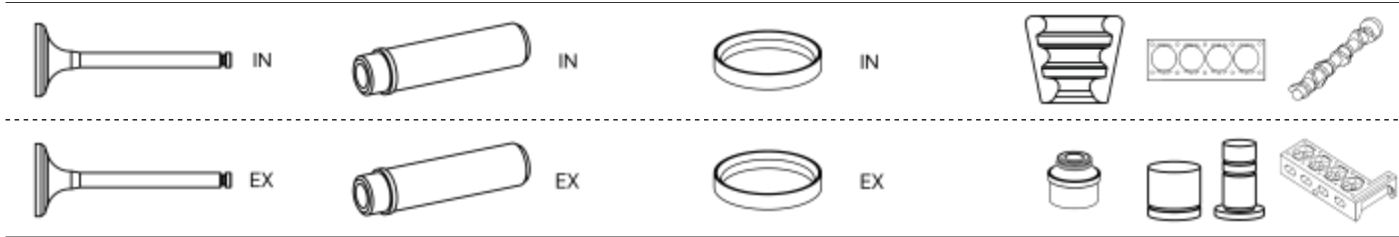
ENGINE			ccm	kW			1 POS	ENGINE			ccm	kW			1 POS
D 0834 LFL 64	108,000	4	4580	132 - 137 kW	D	1691	357	DFSE	81,000	4	1968	90 kW	D	1672	251
D 0834 LFL 65	108,000	4	4580	162 - 166 kW	D	1691	357	DFSF	81,000	4	1968	55 kW	D	1672	251
D 0836 LFL 64	108,000	6	6871	202 - 213 kW	D	1691	357	DFYA	74,500	4	1498	110 kW	B	1627	11
D 0836 LOH 64	108,000	6	6871	209 - 213 kW	D	1691	357	DF	94,000	4	1913	44 kW	B	1690	351
D 2676 LF 28	126,000	6	12419	324 kW	D	1691	360	DGCA	81,000	4	1968	135 kW	D	1673	259
DACA	74,500	4	1495	96 kW	B	1627	11	DGDA	79,500	4	1598	85 kW	D	1646	112
DACB	74,500	4	1498	96 kW	B	1627	11	DGDB	79,500	4	1598	85 kW	D	1652	150
DADA	74,500	4	1498	110 kW	B	1627	11	DGEA	74,500	4	1395	110 kW	B	1628	16
DAFA	74,500	3	999	44 kW	B	1628	14	DGTA	79,500	4	1598	85 kW	D	1653	151
DAJA	82,500	4	1798	141 - 169 kW	B	1684	311	DGTB	79,500	4	1598	66 kW	D	1653	151
DAJB	82,500	4	1798	141 kW	B	1680	290	DGTC	79,500	4	1598	59 kW	D	1652	149
DASA	81,000	4	1968	90 kW	D	1673	257	DGTD	79,500	4	1598	70 kW	D	1652	149
DASB	81,000	4	1968	103 kW	D	1673	257	DGTE	79,500	4	1598	85 kW	D	1646	112
DASC	81,000	4	1968	80 kW	D	1673	257	DGUA	82,500	4	1984	137 kW	B	1684	316
DAUA	81,000	4	1968	103 kW	D	1673	256	DGVA	82,500	4	1984	132 kW	B	1684	316
DAUB	81,000	4	1968	75 kW	D	1673	256	DH	94,000	4	1913	57 kW	B	1690	352
DAVA	81,000	4	1968	130 kW	D	1673	256	DH	94,000	4	1913	60 - 62 kW	B	1690	352
DAWA	81,000	4	1968	130 kW	D	1673	257	DJGA	81,000	4	1968	135 kW	D	1673	259
DBGA	81,000	4	1968	110 kW	D	1673	259	DJHA	82,500	4	1984	228 kW	B	1679	285
DBGB	81,000	4	1968	81 kW	D	1672	251	DJHB	82,500	4	1984	213 kW	B	1679	285
DBGC	81,000	4	1968	110 kW	D	1663	197	DJHC	82,500	4	1984	206 kW	B	1679	285
DBKA	79,500	4	1598	81 kW	D	1646	111	DJJA	82,500	4	1984	215 kW	B	1679	285
DBYA	74,500	3	999	66 kW	B/G	1628	16	DJKA	74,500	4	1395	110 kW	B	1628	16
DCBE	84,500	6	2995	250 kW	B	1687	333	DJVA	74,500	4	1395	110 kW	B	1628	17
DCXA	79,500	4	1598	88 kW	D	1649	125	DJ	94,000	4	2109	82 kW	B	1690	352
DCYA	81,000	4	1968	110 kW	D	1673	259	DKFA	82,500	4	1984	170 kW	B	1684	316
DCYB	81,000	4	1968	81 kW	D	1672	251	DKJA	74,500	3	999	85 kW	B	1628	16
DCZA	79,500	4	1598	88 kW	D	1653	151	DKLA	74,500	3	999	70 kW	B	1627	10
DDAA	81,000	4	1968	140 kW	D	1673	258	DKLB	74,500	3	999	63 kW	B	1628	15
DDR	82,500	4	1984	92 kW	B	1684	317	DKRF	74,500	3	999	85 kW	B	1627	12
DDSA	82,500	4	1984	130 kW	B	1679	285	DKTA	82,500	4	1984	169 kW	B	1684	315
DDXA	83,000	6	2967	120 kW	D	1686	325	DKTB	82,500	4	1984	180 kW	B	1684	315
DDXB	83,000	6	2967	150 kW	D	1686	325	DKZA	82,500	4	1984	140 kW	B	1684	315
DDXC	83,000	6	2967	165 kW	D	1686	325	DKZC	82,500	4	1984	147 kW	B	1679	285
DDXD	83,000	6	2967	165 kW	D	1686	325	DLAA	74,500	3	999	81 kW	B	1628	18
DDXE	83,000	6	2967	190 kW	D	1686	325	DLAB	74,500	3	999	66 kW	B	1628	18
DDYA	79,500	4	1598	85 kW	D	1646	112	DLAC	74,500	3	999	70 kW	B	1628	18
DDYB	79,500	4	1598	66 kW	D	1646	112	DLBA	82,500	4	1984	180 kW	B	1679	285
DEDA	82,500	4	1984	162 kW	B	1684	311	DLRA	82,500	4	1984	215 kW	B	1679	285
DEJA	81,000	4	1968	110 kW	D	1655	165	DLRB	82,500	4	1984	200 kW	B	1679	285
DEJB	81,000	4	1968	81 kW	D	1655	165	DLTA	81,000	4	1968	110 kW	D	1658	174
DEKA	81,000	4	1968	110 kW	D	1658	174	DLTC	81,000	4	1968	85 kW	D	1658	174
DELA	81,000	4	1968	110 kW	D	1658	174	DLUB	81,000	4	1968	130 kW	D	1658	174
DENA	83,000	6	2967	210 kW	D	1685	324	DL	76,500	6	2384	66 kW	B	1641	82
DEND	83,000	6	2967	170 kW	D	1686	325	DMFA	82,500	4	1984	180 kW	B	1679	285
DFCA	81,000	4	1968	140 kW	D	1672	251	DMVB	83,000	8	3956	310 kW	D	1686	325
DFA	81,000	4	1968	110 kW	D	1672	251	DNEA	82,500	4	1984	180 kW	B	1684	316
DFEB	81,000	4	1968	81 kW	D	1672	251	DNFC	82,500	4	1984	221 kW	B	1684	316
DFFA	81,000	4	1968	110 kW	D	1672	253	DNFE	82,500	4	1984	206 kW	B	1684	316
DFGA	81,000	4	1968	110 kW	D	1672	250	DNFF	82,500	4	1984	245 kW	B	1684	316
DFGB	81,000	4	1968	81 kW	D	1672	251	DNFG	82,500	4	1984	235 kW	B	1684	316
DFGC	81,000	4	1968	85 kW	D	1672	251	DNJA	82,500	4	1984	162 kW	B	1679	285
DFHA	81,000	4	1968	140 kW	D	1672	250	DNLA	82,500	4	1984	140 kW	B	1684	316
DFKA	82,500	4	1984	185 kW	B	1684	316	DNNA	82,500	4	1984	140 kW	B	1684	316
DFLA	81,000	4	1968	110 kW	D	1662	194	DNND	82,500	4	1984	152 kW	B	1684	316
DFLD	81,000	4	1968	85 kW	D	1662	194	DNPA	82,500	4	1984	180 kW	B	1684	316
DFMA	81,000	4	1968	135 kW	D	1662	194	DNUA	82,500	4	1984	200 kW	B	1679	285
DFNA	74,500	3	999	59 kW	B	1628	14	DNUC	82,500	4	1984	213 kW	B	1679	285
DFNB	74,500	3	999	48 kW	B	1628	14	DNUE	82,500	4	1984	221 kW	B	1679	285
DFSB	81,000	4	1968	110 kW	D	1673	258	DPBA	74,500	4	1495	96 kW	B	1627	11
DFSC	81,000	4	1968	55 kW	D	1673	258	DPBC	74,500	4	1498	84 kW	B	1627	11
DFSD	81,000	4	1968	75 kW	D	1672	251	DPBE	74,500	4	1498	96 kW	B	1627	11

ENGINE			ccm	kW			1 POS	ENGINE			ccm	kW			1 POS
DPCA	74,500	4	1498	110 kW	B	1627	11	GH	79,500	4	1457	48 kW	B	1654	157
DPJA	82,500	4	1984	136 kW	B	1684	316	GK	75,000	4	1272	55 kW	B	1629	22
DPYC	83,000	6	2967	170 kW	D	1686	325	GL	75,000	4	1043	29 kW	B	1629	22
DPYD	83,000	6	2967	210 kW	D	1686	325	GN	75,000	4	1043	33 - 37 kW	B	1632	35
DRFA	82,500	4	1984	140 kW	B	1679	285	GS	75,000	4	1272	43 kW	B	1632	35
DRNA	82,500	4	1984	180 kW	B	1684	316	GT	75,000	4	1272	43 kW	B	1632	35
DRNB	82,500	4	1984	150 kW	B	1684	316	GU	81,000	4	1781	66 kW	B	1674	263
DSFE	82,500	4	1984	235 kW	B	1684	316	GW	94,000	4	1913	66 kW	B	1690	352
DSFF	82,500	4	1984	235 kW	B	1684	316	GX	81,000	4	1781	66 kW	B	1675	264
DSCB	74,500	3	999	59 kW	B	1628	14	GY	76,500	4	1324	48 kW	B	1641	87
DSCC	74,500	3	999	48 kW	B	1628	19	GZ	81,000	4	1781	82 kW	B	1675	267
DSGD	74,500	3	999	59 kW	B	1628	19	HA	69,500	4	895	29 kW	B	1626	5
DSN	81,000	4	1781	71 kW	B	1658	176	HB	69,500	4	1093	37 kW	B	1626	5
DSRA	81,000	4	1968	110 kW	D	1672	254	HC	69,500	4	1093	44 kW	B	1626	5
DSRB	81,000	4	1968	110 kW	D	1672	254	HD	69,500	4	1093	38 kW	B	1626	5
DS	81,000	4	1781	66 kW	B	1656	166	HH	75,000	4	1272	44 kW	B	1632	36
DTA	81,000	4	1595	51 kW	B	1656	167	HJ	75,000	4	1272	43 kW	B	1632	37
DTEA	82,500	4	1984	137 kW	B	1684	316	HK	75,000	4	1272	40 kW	B	1632	37
DT	81,000	4	1595	55 kW	B	1656	166	HM	81,000	4	1595	53 - 60 kW	B	1659	179
DUNA		4	1984	140 kW	B	1626	1	HN	81,000	4	1595	53 - 55 kW	B	1675	265
DV	76,500	6	2384	75 - 80 kW	D	1640	79	HP	81,000	5	1994	85 kW	B	1657	169
DWYA	76,500	4	1598	81 kW	B	1636	57	HS	76,500	6	2384	62 kW	B	1641	82
DW	76,500	6	2383	55 - 57 kW	D	1640	80	HT	81,000	4	1781	74 - 77 kW	B	1675	266
DX	81,000	4	1781	82 kW	B	1673	260	HV	81,000	4	1781	66 kW	B	1659	178
DZ	81,000	4	1781	82 kW	B	1656	168	HW	75,000	4	1272	37 kW	B	1632	35
D	77,000	4	1192	22 - 26 kW	B	1643	95	HY	81,000	5	2226	100 kW	B	1657	170
EE	79,500	4	1588	60 kW	B	1654	157	HZ	75,000	4	1043	33 - 37 kW	B	1632	38
EF	79,500	4	1588	60 kW	B	1654	157	H	83,000	4	1493	32 kW	B	1686	326
EG	79,500	4	1588	81 kW	B	1654	157	ISB-250	102,000	6	5883	184 - 186 kW	D	1691	356
EH	79,500	4	1457	53 - 57 kW	B	1654	157	ISBe-150	102,000	4	3922	110 kW	D	1690	355
EM	79,500	4	1588	55 kW	B	1653	152	ISBe-170	102,000	4	3922	123 - 126 kW	D	1690	355
EN	79,500	4	1715	51 - 57 kW	B	1654	157	ISBe-250	102,000	6	5883	184 kW	D	1690	355
EP	75,000	4	1297	44 kW	B	1629	21	JB	79,500	4	1457	51 kW	B	1653	152
EU	75,000	4	1297	44 kW	B	1631	33	JH	81,000	4	1781	66 - 75 kW	B	1675	267
EV	81,000	4	1781	82 kW	B	1663	198	JJ	81,000	4	1781	82 kW	B	1675	268
EWA	81,000	4	1595	51 - 55 kW	B	1674	261	JK	76,500	4	1588	39 - 40 kW	D	1634	46
EW	81,000	4	1595	55 kW	B	1659	179	JN	81,000	4	1781	66 - 76 kW	B	1660	181
EX	81,000	4	1781	66 kW	B	1674	262	JP	76,500	4	1588	40 kW	D	1634	46
EZA	81,000	4	1595	51 - 55 kW	B	1658	175	JR	76,500	4	1588	51 kW	D	1634	45
EZ	81,000	4	1595	55 kW	B	1659	179	JS	81,000	5	1994	85 kW	B	1657	169
FA	69,500	4	1093	37 kW	B	1626	5	JT	81,000	5	2226	82 - 88 kW	B	1659	180
FB	76,500	4	1470	48 - 55 kW	B	1640	81	JU	81,000	4	1595	55 kW	B	1657	171
FC	76,500	4	1471	55 kW	B	1641	87	JV	81,000	4	1781	66 kW	B	1676	269
FD	76,500	4	1471	55 - 63 kW	B	1640	81	JXF	76,500	4	1588	51 kW	D	1641	84
FF	76,500	4	1471	48 kW	B	1641	87	JX	76,500	4	1588	51 kW	D	1641	83
FH	76,500	4	1471	51 kW	B	1640	81	KR	81,000	4	1781	100 - 102 kW	B	1676	270
FJ	69,500	4	1093	38 kW	B	1626	5	KT	81,000	4	1781	82 kW	B	1676	271
FK	76,500	4	1471	48 - 51 kW	B	1641	87	KV	81,000	5	2226	100 kW	B	1658	172
FN	79,500	4	1588	53 - 57 kW	B	1654	157	KX	81,000	5	2226	82 - 88 kW	B	1658	173
FP	79,500	4	1588	51 - 55 kW	B	1653	152	KY	79,500	4	1715	42 kW	D	1653	153
FR	79,500	4	1588	63 kW	B	1653	152	L	83,000	4	1493	29 - 32 kW	B	1686	326
FS	79,500	4	1588	53 - 54 kW	B	1654	157	ME	76,500	4	1588	37 - 40 kW	D	1641	85
FT	79,500	4	1588	51 kW	B	1654	157	MF	76,500	4	1588	51 kW	D	1641	86
FV	79,500	4	1588	51 kW	B	1653	152	MH	75,000	4	1272	40 kW	B	1629	23
FX	79,500	4	1457	46 kW	B	1654	157	MN	75,000	4	1272	33 kW	D	1630	28
FY	75,000	4	1272	40 kW	B	1632	36	MV	94,000	4	2109	67 - 71 kW	B	1690	352
FZ	75,000	4	1272	44 kW	B	1632	36	NU	75,000	4	1272	37 kW	B	1632	38
GB	94,000	4	1971	74 kW	B	1690	351	NW	81,000	4	1781	66 kW	B	1658	176
GD	94,000	4	1970	51 kW	B	1690	351	NZ	75,000	4	1272	40 kW	B	1632	39
GE	94,000	4	1970	51 kW	B	1690	351	PB	81,000	4	1781	82 kW	B	1676	271
GF	75,000	4	1272	44 kW	B	1631	34	PD	81,000	4	1781	49 kW	B	1676	272
GG	69,500	4	1093	37 kW	B	1626	5	PF	81,000	4	1781	75 - 79 kW	B	1676	271



ENGINE			ccm	kW			1 POS	ENGINE			ccm	kW			1 POS
PG	81,000	4	1781	110 - 118 kW	B	1676	273	UQF	82,500	4	1984	86 kW	B	1684	317
PL	81,000	4	1781	92 - 95 kW	B	1663	195	UQG	82,500	4	1984	82 - 90 kW	B	1682	304
PN	81,000	4	1595	51 kW	B	1677	276	UQH	82,500	4	1984	84 kW	B	1684	317
PP	81,000	4	1595	51 kW	B	1677	274	UQ	82,500	4	1984	73 - 108 kW	B	1684	317
PY	75,000	4	1272	83 - 85 kW	B	1633	40	URA	82,500	4	1984	92 kW	B	1684	317
RA	76,500	4	1588	59 kW	D	1635	47	URC	82,500	4	1984	84 kW	B	1684	317
RD	81,000	4	1781	79 kW	B	1677	275	URD	82,500	4	1984	90 - 92 kW	B	1684	317
RE	81,000	4	1595	53 kW	B	1677	276	URE	82,500	4	1984	85 kW	B	1684	317
RF	81,000	4	1595	53 kW	B	1677	276	URF	82,500	4	1984	86 kW	B	1684	317
RH	81,000	4	1781	62 kW	B	1677	276	UR	82,500	4	1984	82 - 92 kW	B	1684	317
RL	81,000	4	1595	53 kW	B	1677	276	UUA	82,500	4	1984	91 - 92 kW	B	1684	317
RM	81,000	4	1781	63 - 64 kW	B	1677	277	UVC	81,000	4	1595	56 - 69 kW	B	1669	234
RP	81,000	4	1781	65 - 66 kW	B	1663	196	UZ	77,000	4	1555	54 - 57 kW	B	1642	89
RTD	81,000	4	1781	68 - 76 kW	B	1659	177	WE	79,500	5	2144	75 - 85 kW	B	1654	157
RV	81,000	4	1781	75 - 77 kW	B	1656	167	WL	79,500	4	1714	55 kW	B	1654	157
SB	76,500	4	1588	59 kW	D	1635	48	WN	79,500	5	1921	85 kW	B	1653	154
SR	94,000	4	2109	64 kW	B	1690	352	WP	79,500	4	1588	48 kW	B	1653	152
SS	94,000	4	2109	68 - 70 kW	B	1690	351	WT	79,500	4	1715	55 - 58 kW	B	1653	155
T4.236	98,430	4	3866	66 - 76 kW	D	1690	353	WV	79,500	4	1588	55 kW	B	1653	155
T	85,500	4	1584	40 kW	B	1688	341	WY	79,500	4	1588	55 kW	B	1654	157
UC	79,500	4	1588	53 kW	B	1654	157	WZ	79,500	4	1588	55 kW	B	1654	157
UDB	81,000	4	1781	68 - 74 kW	B	1677	278	W	90,000	4	1679	59 - 63 kW	B	1689	346
UDH	81,000	4	1781	66 - 79 kW	B	1677	278	XS	76,500	4	1471	57 kW	B	1641	87
UD	81,000	4	1781	65 - 72 kW	B	1677	278	YG	79,500	4	1588	61 kW	B	1654	157
UED	81,000	4	1781	75 kW	B	1658	176	YH	79,500	4	1588	57 - 61 kW	B	1654	157
UEE	81,000	4	1781	76 kW	B	1678	279	YJ	76,500	4	1471	55 kW	B	1635	49
UEG	81,000	4	1781	76 kW	B	1678	279	YK	79,500	4	1588	59 - 61 kW	B	1654	157
UE	81,000	4	1781	69 - 75 kW	B	1658	176	YN	79,500	4	1588	55 kW	B	1654	157
ULA	82,500	4	1984	89 kW	B	1684	317	YP	79,500	4	1588	61 - 63 kW	B	1653	155
ULB	82,500	4	1984	88 kW	B	1684	317	YS	79,500	4	1588	81 kW	B	1653	156
UM	79,500	4	1588	53 kW	B	1654	157	YU	79,500	4	1588	51 kW	B	1654	157
UNC	81,000	4	1595	53 kW	B	1678	279	YX	79,500	4	1714	55 kW	B	1654	157
UNF	81,000	4	1595	65 - 68 kW	B	1669	234	YY	79,500	4	1588	51 kW	B	1654	157
UN	81,000	4	1595	53 - 60 kW	B	1658	176	ZA	75,000	4	1297	40 kW	B	1633	41
UPD	81,000	4	1595	73 kW	B	1669	234	ZB	76,500	4	1471	55 kW	B	1635	49
UP	81,000	4	1595	59 - 73 kW	B	1665	205	ZC	76,500	4	1471	57 - 63 kW	B	1635	49
UQB	82,500	4	1984	92 kW	B	1684	317	ZF	75,000	4	1297	44 kW	B	1633	41
UQC	82,500	4	1984	88 kW	B	1684	317								





	<b>1</b>
--	----------

DUNA ,

**M-6**

**915097-8**  
Ø 6,00

<b>67,100 mm</b>	<b>2</b>
------------------	----------

AER , ALL ,

<b>855015-4</b> 31,00 x 7,00 x 94,70 x 45°	<b>885012-4</b> 11,08 x 7,00 x 15,00   IN   EX	<b>M-7</b>	
<b>865004-4</b> 26,00 x 7,00 x 94,38 x 45°		<b>915001-8</b> Ø 7,00	<b>975002-8</b> Hydro

<b>67,100 mm</b>	<b>3</b>
------------------	----------

ALD , ANV , ATE , AUC ,

**880228-4**  
11,05 x 6,00 x 36,15 | IN | EX

**915097-8**  
Ø 6,00

<b>67,100 mm</b>	<b>4</b>
------------------	----------

AQZ , ARA , ASW , AZN , AZP , BJE , BJR , BNW , BNX , BTY , CCNA , CPBA ,

**915097-8**  
Ø 6,00

<b>69,500 mm</b>	<b>5</b>
------------------	----------

FA , FJ , GG , HA , HB , HC , HD ,

**912801-8**  
Ø 8,00

<b>71,000 mm</b>	<b>6</b>
------------------	----------

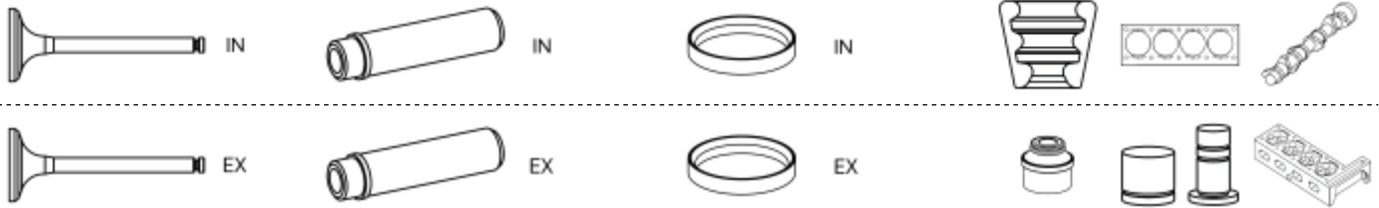
CBZB ,

<b>850209-4</b> 35,60 x 6,00 x 98,50 x 45°	<b>880228-4</b> 11,05 x 6,00 x 36,15   IN   EX	<b>M-6</b>	
<b>860210-4</b> 30,10 x 6,00 x 98,50 x 45°		<b>915097-8</b> Ø 6,00	

<b>71,000 mm</b>	<b>7</b>
------------------	----------

CBZA , CBZC ,

<b>850209-4</b> 35,60 x 6,00 x 98,50 x 45°	<b>880228-4</b> 11,05 x 6,00 x 36,15   IN   EX		
<b>860210-4</b> 30,10 x 6,00 x 98,50 x 45°		<b>915097-8</b> Ø 6,00	


**71,000 mm**
**8**

CJZA , CJZB , CJZC , CJZD , CYVA , CYVB , CYVC , CYVD ,

**855019-4**
**M-5**

26,60 x 5,00 x 110,25 x 45°

**865020-4**

23,60 x 5,00 x 110,10 x 30°

**72,000 mm**
**9**

AHT ,

**915001-8**

Ø 7,00

**74,500 mm**
**10**

CHZB , CHZJ , CHZL , DKLA ,

**855004-4**
**M-5**

29,50 x 5,00 x 110,20 x 45°

**855021-4**

28,50 x 5,00 x 110,25 x 45°

**865005-4**

27,00 x 5,00 x 110,20 x 30°

**865022-4**

25,00 x 5,00 x 110,10 x 30°

**74,500 mm**
**11**

CPVB , DACA , DACB , DADA , DFYA , DPBA , DPBC , DPBE , DPCA ,

**M-5**
**74,500 mm**
**12**

DKRF ,

**855004-4**
**M-5**

29,50 x 5,00 x 110,20 x 45°

**855021-4**

28,50 x 5,00 x 110,25 x 45°

**865005-4**

27,00 x 5,00 x 110,20 x 30°

**74,500 mm**
**13**

CHYA , CHYB ,

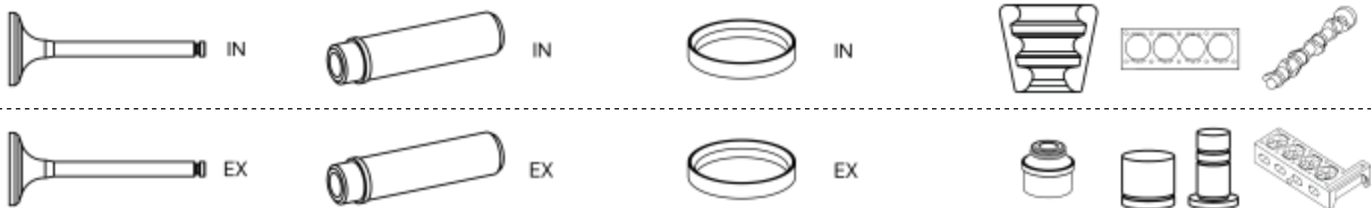
**855004-4**
**M-5**

29,50 x 5,00 x 110,20 x 45°

**865005-4**
**975002-8**

27,00 x 5,00 x 110,20 x 30°

Hydro



## 74,500 mm

14

CHYC , DAFA , DFNA , DFNB , DSGB ,

855004-4

M-5

29,50 x 5,00 x 110,20 x 45°

865005-4

27,00 x 5,00 x 110,20 x 30°

## 74,500 mm

15

CHPA , CHPB , CHZA , CHZC , CHZD , CHZG , CHZK , CMBA , CNLA , CPTA , CPVA , CPWA , CRJA , CUKA , CUKB , CUKC , CXSA , CXSB , CZCA , CZCB , CZDA , CZDB , CZDC , CZDD , CZEA , CZTA , DKLB ,

855021-4

M-5

28,50 x 5,00 x 110,25 x 45°

865022-4

25,00 x 5,00 x 110,10 x 30°

## 74,500 mm

16

DBYA , DGEA , DJKA , DKJA ,

855021-4

M-5

28,50 x 5,00 x 110,25 x 45°

## 74,500 mm

17

DJVA ,

855021-4

28,50 x 5,00 x 110,25 x 45°

## 74,500 mm

18

DLAA , DLAB , DLAC ,

M-5

865022-4

25,00 x 5,00 x 110,10 x 30°

## 74,500 mm

19

CHYD , CHYE , CZKA , DSGC , DSGD ,

855004-4

29,50 x 5,00 x 110,20 x 45°

865005-4

27,00 x 5,00 x 110,20 x 30°

## 74,510 mm

20

CPGA ,

855004-4

M-5

29,50 x 5,00 x 110,20 x 45°

855061-4

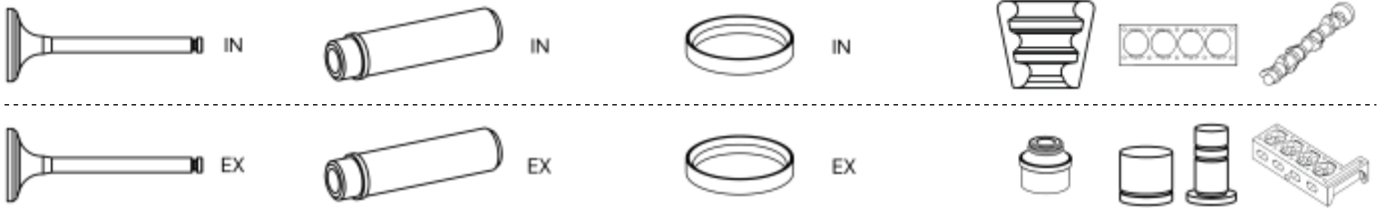
29,60 x 6,00 x 101,00 x 45°

865005-4

27,00 x 5,00 x 110,20 x 30°

865062-4

26,15 x 6,00 x 100,60 x 45°



**75,000 mm** **21**

EP,

**855040-4** **880223-4** **M-8**

34,00 x 8,00 x 104,00 x 45° 12,07 x 8,00 x 42,50 | IN | EX

**855043-4**

34,00 x 8,00 x 98,70 x 45°

**860218-99-4** **912801-8**

33,30 x 8,00 x 90,80 x 45°

Ø 8,00

**75,000 mm** **22**

GK, GL,

**855053-4** **M-8** **905005-1**

34,00 x 8,00 x 110,50 x 45°

**912801-8**

Ø 8,00

**75,000 mm** **23**

MH,

**855057-4** **M-8** **905005-1**

36,00 x 8,00 x 98,80 x 45°

**855095-4** **905090-1**

36,00 x 8,00 x 99,30 x 45°

**855097-4**

32,10 x 8,00 x 99,25 x 45°

**865058-4** **912801-8** **975001-8**

28,90 x 8,00 x 99,10 x 45°

Ø 8,00

Hydro

**75,000 mm** **24**

2G,

**855057-4** **885010-4** **M-8** **905005-1**

36,00 x 8,00 x 98,80 x 45° 11,07 x 7,00 x 36,50 | IN | EX

**855095-4** **905090-1**

36,00 x 8,00 x 99,30 x 45°

**865058-4** **912801-8** **975001-8**

28,90 x 8,00 x 99,10 x 45°

Ø 8,00

Hydro

**915001-8** **975002-8**

Ø 7,00

Hydro

**75,000 mm** **25**

AAU,

**855065-4** **885010-4** **M-8** **905005-1**

34,00 x 7,00 x 99,00 x 45° 11,07 x 7,00 x 36,50 | IN | EX

**855097-4** **905090-1**

32,10 x 8,00 x 99,25 x 45°

**865058-4** **912801-8** **975001-8**

28,90 x 8,00 x 99,10 x 45°

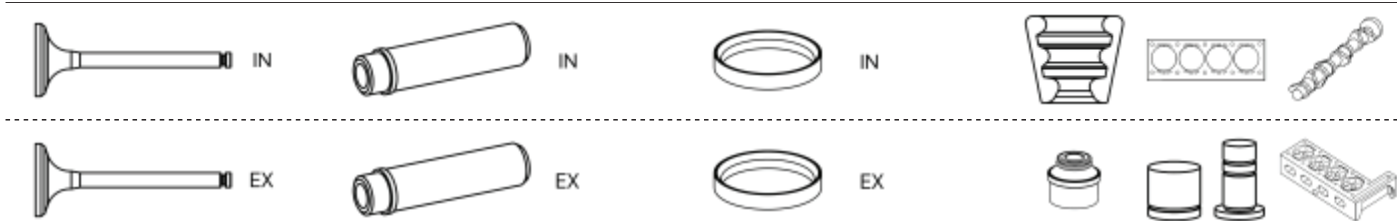
Ø 8,00

Hydro

**915001-8** **975002-8**

Ø 7,00

Hydro



<b>75,000 mm</b>	<b>26</b>
------------------	-----------

<b>AAV ,</b>			
<b>855057-4</b> 36,00 x 8,00 x 98,80 x 45°	<b>885010-4</b> 11,07 x 7,00 x 36,50   IN   EX	<b>M-7</b>	<b>905005-1</b>
<b>855097-4</b> 32,10 x 8,00 x 99,25 x 45°		<b>M-8</b>	<b>905090-1</b>
<b>865058-4</b> 28,90 x 8,00 x 99,10 x 45°		<b>912801-8</b>	<b>975001-8</b> Ø 8,00 Hydro
<b>865066-4</b> 28,95 x 7,00 x 99,00 x 45°		<b>915001-8</b>	<b>975002-8</b> Ø 7,00 Hydro

<b>75,000 mm</b>	<b>27</b>
------------------	-----------

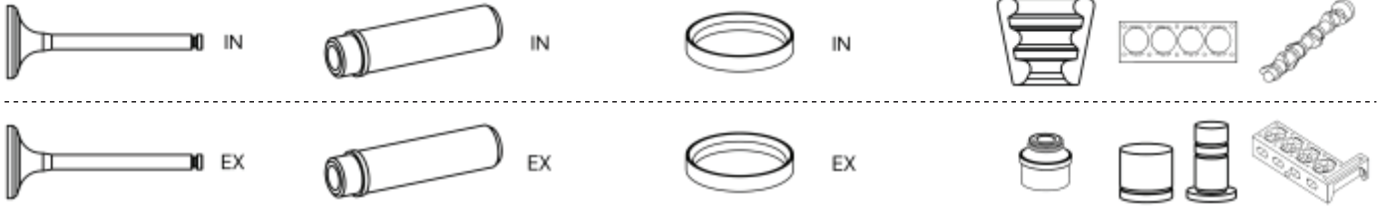
<b>ABD ,</b>			
<b>855057-4</b> 36,00 x 8,00 x 98,80 x 45°	<b>885010-4</b> 11,07 x 7,00 x 36,50   IN   EX	<b>M-7</b>	<b>905005-1</b>
<b>855065-4</b> 34,00 x 7,00 x 99,00 x 45°		<b>M-8</b>	
<b>855097-4</b> 32,10 x 8,00 x 99,25 x 45°			
<b>865058-4</b> 28,90 x 8,00 x 99,10 x 45°		<b>912801-8</b>	<b>975001-8</b> Ø 8,00 Hydro
<b>865066-4</b> 28,95 x 7,00 x 99,00 x 45°		<b>915001-8</b>	<b>975002-8</b> Ø 7,00 Hydro

<b>75,000 mm</b>	<b>28</b>
------------------	-----------

<b>MN ,</b>			
<b>855003-4</b> 34,00 x 8,00 x 99,10 x 45°		<b>M-8</b>	
<b>865058-4</b> 28,90 x 8,00 x 99,10 x 45°		<b>912801-8</b>	<b>975001-8</b> Ø 8,00 Hydro

<b>75,000 mm</b>	<b>29</b>
------------------	-----------

<b>1W ,</b>			
<b>855003-4</b> 34,00 x 8,00 x 99,10 x 45°	<b>885010-4</b> 11,07 x 7,00 x 36,50   IN   EX	<b>M-7</b>	
<b>855065-4</b> 34,00 x 7,00 x 99,00 x 45°		<b>M-8</b>	
<b>865066-4</b> 28,95 x 7,00 x 99,00 x 45°		<b>912801-8</b>	<b>975001-8</b> Ø 8,00 Hydro
		<b>915001-8</b>	Ø 7,00



**75,000 mm** **30**

AAK ,				
<b>855057-4</b>			<b>M-8</b>	<b>905005-1</b>
36,00 x 8,00 x 98,80 x 45°				
<b>855097-4</b>				<b>905090-1</b>
32,10 x 8,00 x 99,25 x 45°				
<b>865058-4</b>			<b>912801-8</b>	<b>975001-8</b>
28,90 x 8,00 x 99,10 x 45°			Ø 8,00	Hydro

**75,000 mm** **31**

ACM ,				
<b>855057-4</b>	<b>885010-4</b>		<b>M-8</b>	<b>905005-1</b>
36,00 x 8,00 x 98,80 x 45°	11,07 x 7,00 x 36,50   IN   EX			
<b>855097-4</b>				<b>905090-1</b>
32,10 x 8,00 x 99,25 x 45°				
<b>865058-4</b>			<b>912801-8</b>	<b>975001-8</b>
28,90 x 8,00 x 99,10 x 45°			Ø 8,00	Hydro
			<b>915001-8</b>	
			Ø 7,00	

**75,000 mm** **32**

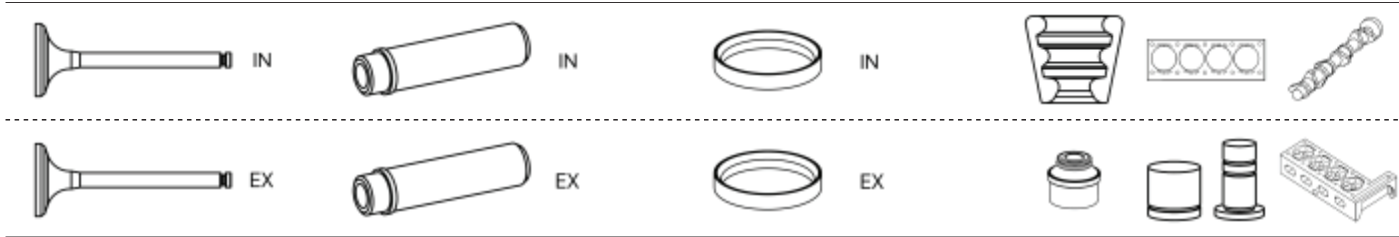
AEV ,				
<b>855065-4</b>	<b>885010-4</b>		<b>M-7</b>	<b>905005-1</b>
34,00 x 7,00 x 99,00 x 45°	11,07 x 7,00 x 36,50   IN   EX			
<b>865066-4</b>			<b>915001-8</b>	<b>975001-8</b>
28,95 x 7,00 x 99,00 x 45°			Ø 7,00	Hydro

**75,000 mm** **33**

EU ,				
<b>855040-4</b>			<b>M-8</b>	
34,00 x 8,00 x 104,00 x 45°				
<b>855043-4</b>				
34,00 x 8,00 x 98,70 x 45°				
			<b>912801-8</b>	
			Ø 8,00	

**75,000 mm** **34**

GF ,				
<b>855040-4</b>			<b>M-8</b>	<b>905005-1</b>
34,00 x 8,00 x 104,00 x 45°				
<b>855053-4</b>				
34,00 x 8,00 x 110,50 x 45°				
			<b>912801-8</b>	
			Ø 8,00	



**75,000 mm** **35**

GN, GS, GT, HW,

905005-1

912801-8  
Ø 8,00

**75,000 mm** **36**

FY, FZ, HH, HJ,

855040-4

905005-1

34,00 x 8,00 x 104,00 x 45°

912801-8  
Ø 8,00

**75,000 mm** **37**

HK,

855053-4

M-8 905005-1

34,00 x 8,00 x 110,50 x 45°

912801-8 975001-8  
Ø 8,00 Hydro

**75,000 mm** **38**

HZ, NU,

855057-4

M-8 905005-1

36,00 x 8,00 x 98,80 x 45°

905090-1

912801-8 975001-8  
Ø 8,00 Hydro

**75,000 mm** **39**

3F, NZ,

855057-4

885010-4

M-8 905005-1

36,00 x 8,00 x 98,80 x 45°

11,07 x 7,00 x 36,50 | IN | EX

855095-4

905090-1

36,00 x 8,00 x 99,30 x 45°

855097-4

32,10 x 8,00 x 99,25 x 45°

865058-4

28,90 x 8,00 x 99,10 x 45°

912801-8 975001-8  
Ø 8,00 Hydro  
915001-8  
Ø 7,00





75,000 mm

40

PY,					
<b>855057-4</b>				<b>M-8</b>	
36,00 x 8,00 x 98,80 x 45°					
<b>855097-4</b>					
32,10 x 8,00 x 99,25 x 45°					
<b>865058-4</b>				<b>912801-8</b>	<b>975001-8</b>
28,90 x 8,00 x 99,10 x 45°					
				Ø 8,00	Hydro
				<b>915001-8</b>	
				Ø 7,00	

75,000 mm

41

ZA, ZF,					
<b>855043-4</b>	<b>880223-4</b>			<b>M-8</b>	
34,00 x 8,00 x 98,70 x 45°      12,07 x 8,00 x 42,50   IN   EX					
				<b>912801-8</b>	
				Ø 8,00	

76,500 mm

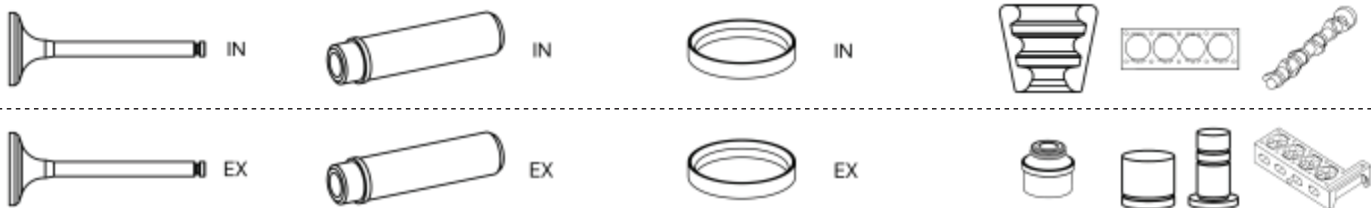
42

ANY,					
<b>850219-3</b>	<b>880227-4</b>			<b>M-7</b>	
35,90 x 7,00 x 89,70 x 45°      12,08 x 7,00 x 36,00   IN   EX					
<b>855087-4</b>					
35,90 x 7,00 x 90,00 x 45°					
<b>860220-3</b>				<b>915001-8</b>	<b>975003-8</b>
31,50 x 7,00 x 89,70 x 45°					
				Ø 7,00	Hydro
<b>865092-4</b>					
31,60 x 7,00 x 89,90 x 45°					

76,500 mm

43

BAH,					
<b>850273-3</b>	<b>880228-4</b>				
34,50 x 6,00 x 99,25 x 45°      11,05 x 6,00 x 36,15   IN   EX					
<b>860272-4</b>				<b>915097-8</b>	<b>975002-8</b>
28,00 x 6,00 x 99,10 x 45°					
				Ø 6,00	Hydro



<b>76,500 mm</b>	<b>44</b>
------------------	-----------

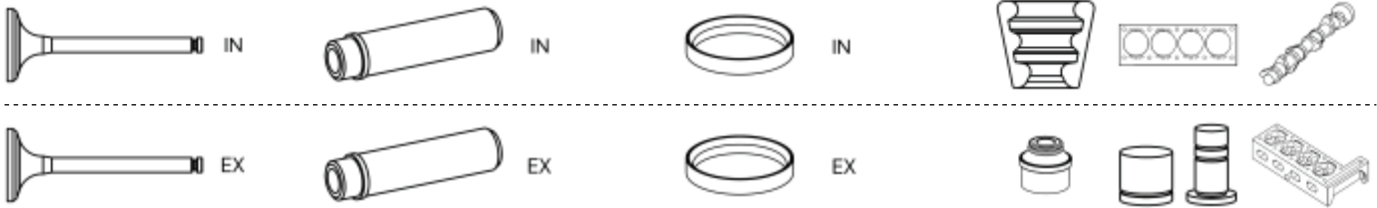
<b>CR,</b>			
<b>850211-4</b>		<b>M-8</b>	<b>905004-1</b>
34,00 x 8,00 x 105,00 x 45°			
<b>855011-4</b>			<b>905091-1</b>
34,00 x 8,00 x 95,50 x 45°			
<b>855031-4</b>			
34,00 x 8,00 x 105,00 x 45°			
<b>860212-4</b>		<b>912801-8</b>	<b>485002-1</b>
31,10 x 8,00 x 104,55 x 45°		Ø 8,00	
<b>865052-4</b>			
31,10 x 8,00 x 104,60 x 45°			
<b>865060-4</b>			
31,10 x 8,00 x 95,55 x 45°			

<b>76,500 mm</b>	<b>45</b>
------------------	-----------

<b>CY, JR,</b>			
<b>855089-4</b>		<b>M-8</b>	<b>905003-1</b>
34,00 x 8,00 x 95,50 x 45°			
			<b>905004-1</b>
<b>865052-4</b>		<b>912801-8</b>	<b>975001-8</b>
31,10 x 8,00 x 104,60 x 45°		Ø 8,00	Hydro
<b>865060-4</b>			<b>485005-1</b>
31,10 x 8,00 x 95,55 x 45°			

<b>76,500 mm</b>	<b>46</b>
------------------	-----------

<b>JK, JP,</b>			
<b>850211-4</b>		<b>M-8</b>	<b>905003-1</b>
34,00 x 8,00 x 105,00 x 45°			
<b>855011-4</b>			<b>905004-1</b>
34,00 x 8,00 x 95,50 x 45°			
<b>855089-4</b>			<b>905091-1</b>
34,00 x 8,00 x 95,50 x 45°			
<b>860212-4</b>		<b>912801-8</b>	<b>975001-8</b>
31,10 x 8,00 x 104,55 x 45°		Ø 8,00	Hydro
<b>865052-4</b>			
31,10 x 8,00 x 104,60 x 45°			
<b>865060-4</b>			
31,10 x 8,00 x 95,55 x 45°			



76,500 mm

47

RA ,

855011-4

34,00 x 8,00 x 95,50 x 45°

855089-4

34,00 x 8,00 x 95,50 x 45°

865060-4

31,10 x 8,00 x 95,55 x 45°

M-8

905003-1

912801-8

975001-8

485005-1

Ø 8,00

Hydro

76,500 mm

48

SB ,

855011-4

34,00 x 8,00 x 95,50 x 45°

855089-4

34,00 x 8,00 x 95,50 x 45°

865060-4

31,10 x 8,00 x 95,55 x 45°

M-8

905003-1

912801-8

975001-8

Ø 8,00

Hydro

76,500 mm

49

YJ , ZB , ZC ,

855043-4

34,00 x 8,00 x 98,70 x 45°

880223-4

12,07 x 8,00 x 42,50 | IN | EX

M-8

912801-8

Ø 8,00

76,500 mm

50

AJD , BSC ,

915001-8

Ø 7,00

76,500 mm

51

ABU ,

855072-4

34,70 x 7,00 x 94,80 x 45°

885012-4

11,08 x 7,00 x 15,00 | IN | EX

M-7

865068-4

29,10 x 7,00 x 95,00 x 45°

912801-8

975001-8

Ø 8,00

Hydro

915001-8

975002-8

Ø 7,00

Hydro

76,500 mm

52

AEA , AEE , AEX , AHS , AKV , ALM , ANX , APQ ,

885012-4

11,08 x 7,00 x 15,00 | IN | EX

M-7

865068-4

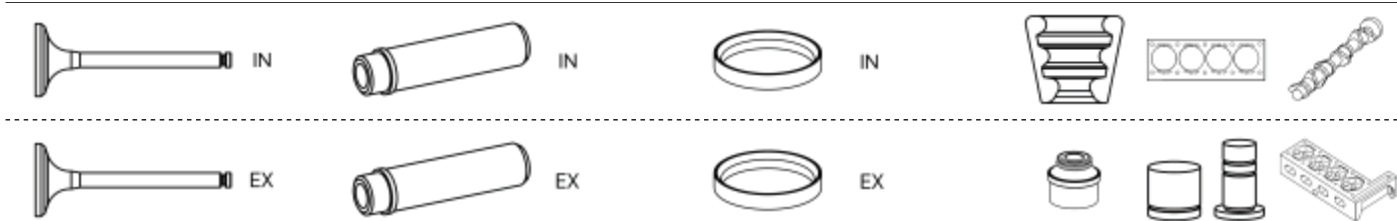
29,10 x 7,00 x 95,00 x 45°

915001-8

975002-8

Ø 7,00

Hydro



<b>76,500 mm</b>		<b>53</b>
------------------	--	-----------

AFH ,

	<b>880228-4</b>	
	11,05 x 6,00 x 36,15   IN   EX	
		<b>915097-8</b>
		Ø 6,00

<b>76,500 mm</b>		<b>54</b>
------------------	--	-----------

AKK , AKP , ANW , AUD ,

<b>850271-4</b>	<b>880228-4</b>	
33,50 x 6,00 x 99,10 x 45°	11,05 x 6,00 x 36,15   IN   EX	
<b>860272-4</b>		<b>915097-8</b>
28,00 x 6,00 x 99,10 x 45°		Ø 6,00

<b>76,500 mm</b>		<b>55</b>
------------------	--	-----------

CWVA , CWVB ,

<b>855004-4</b>		<b>M-5</b>
29,50 x 5,00 x 110,20 x 45°		
<b>865005-4</b>		
27,00 x 5,00 x 110,20 x 30°		

<b>76,500 mm</b>		<b>56</b>
------------------	--	-----------

AWY ,

<b>850273-3</b>	<b>880217-4</b>	<b>M-6</b>
34,50 x 6,00 x 99,25 x 45°	12,08 x 6,00 x 36,50   IN   EX	
	<b>880228-4</b>	
	11,05 x 6,00 x 36,15   IN   EX	
<b>860272-4</b>		<b>915097-8</b>
28,00 x 6,00 x 99,10 x 45°		Ø 6,00

<b>76,500 mm</b>		<b>57</b>
------------------	--	-----------

DWYA ,

<b>855004-4</b>		
29,50 x 5,00 x 110,20 x 45°		
<b>865005-4</b>		
27,00 x 5,00 x 110,20 x 30°		

<b>76,500 mm</b>		<b>58</b>
------------------	--	-----------

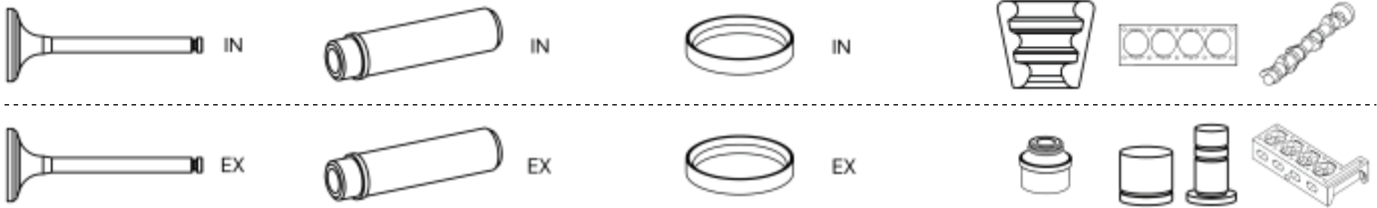
1C ,

		<b>M-8</b>	<b>905003-1</b>
		<b>912801-8</b>	<b>975001-8</b>
		Ø 8,00	Hydro

<b>76,500 mm</b>		<b>59</b>
------------------	--	-----------

1E ,

<b>855063-4</b>		<b>M-8</b>	
36,00 x 8,00 x 95,10 x 45°			
<b>865064-4</b>		<b>912801-8</b>	<b>975001-8</b>
31,30 x 8,00 x 95,60 x 45°		Ø 8,00	Hydro



**76,500 mm** **60**

1G, **855039-4** **M-8** **515010-1**

36,00 x 8,00 x 104,90 x 45°

**855063-4**

36,00 x 8,00 x 95,10 x 45°

**865052-4** **912801-8** **975001-8**

31,10 x 8,00 x 104,60 x 45°

Ø 8,00 Hydro

**865060-4**

31,10 x 8,00 x 95,55 x 45°

**76,500 mm** **61**

1V, **855089-4** **M-8** **905003-1**

34,00 x 8,00 x 95,50 x 45°

**865060-4** **912801-8** **975001-8** **485004-1**

31,10 x 8,00 x 95,55 x 45°

Ø 8,00 Hydro

**76,500 mm** **62**

682, 685, 686, 68A, 68C, **855089-4** **M-8** **905003-1**

34,00 x 8,00 x 95,50 x 45°

**865060-4** **912801-8** **485002-1**

31,10 x 8,00 x 95,55 x 45°

Ø 8,00

**76,500 mm** **63**

ACL, **M-8** **515010-1**

**865060-4** **912801-8** **975001-8**

31,10 x 8,00 x 95,55 x 45°

Ø 8,00 Hydro

**76,500 mm** **64**

1S, ACT, **855063-4** **M-8** **515010-1**

36,00 x 8,00 x 95,10 x 45°

**865060-4** **912801-8** **975001-8**

31,10 x 8,00 x 95,55 x 45°

Ø 8,00 Hydro

**76,500 mm** **65**

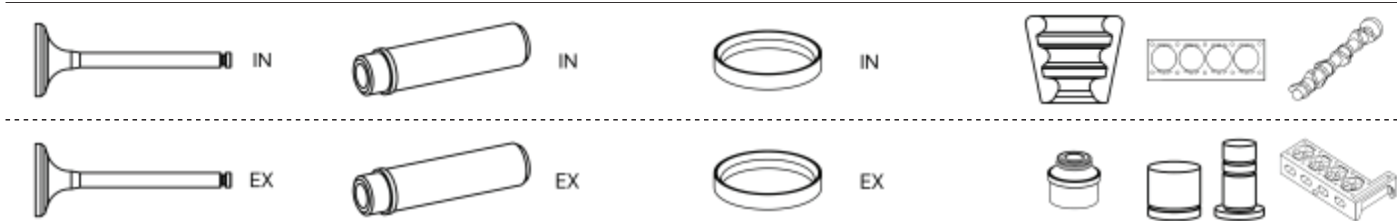
ADX, **855070-4** **885012-4** **M-7**

32,00 x 7,00 x 94,50 x 45° 11,08 x 7,00 x 15,00 | IN | EX

**865068-4** **915001-8** **975002-8**

29,10 x 7,00 x 95,00 x 45°

Ø 7,00 Hydro



<b>76,500 mm</b>	<b>66</b>
------------------	-----------

AGY ,

**M-7**

**860228-4**

33,00 x 7,00 x 91,20 x 45°

**915001-8**

Ø 7,00

<b>76,500 mm</b>	<b>67</b>
------------------	-----------

AFK , AHW , AJV , AKQ , ANM , APE , AQQ , ARC , ARR , ATN , AUA , AUB , AUS , AVY , AXP , AXU , AZD , AZQ , BAD , BAG , BBY , BBZ , BCA , BCB , BKG , BKY , BLF , BLG , BLN , BLP , BME , BMY , BTS , BUD , BWK , BZG , CAVA , CAVB , CAVC , CAVD , CAVE , CAXA , CFNA , CFNB , CGGA , CGGB , CGPA , CGPB , CJLA , CLPA , CLRA , CLSA , CMSB , CNWA , CNWB , CTHA , CTHB , CTHC , CTHD , CTHE , CTKA ,

**855061-4**

29,60 x 6,00 x 101,00 x 45°

**880228-4**

11,05 x 6,00 x 36,15 | IN | EX

**M-6**

**865062-4**

26,15 x 6,00 x 100,60 x 45°

**915097-8**

Ø 6,00

<b>76,500 mm</b>	<b>68</b>
------------------	-----------

AYZ ,

**850219-3**

35,90 x 7,00 x 89,70 x 45°

**M-7**

**855087-4**

35,90 x 7,00 x 90,00 x 45°

**860220-3**

31,50 x 7,00 x 89,70 x 45°

**915001-8**

Ø 7,00

**975003-8**

Hydro

**865092-4**

31,60 x 7,00 x 89,90 x 45°

<b>76,500 mm</b>	<b>69</b>
------------------	-----------

BE ,

**905003-1**

**905091-1**

**912801-8**

Ø 8,00

<b>76,500 mm</b>	<b>70</b>
------------------	-----------

BXV ,

**855061-4**

29,60 x 6,00 x 101,00 x 45°

**M-6**

**865062-4**

26,15 x 6,00 x 100,60 x 45°

**915097-8**

Ø 6,00

<b>76,500 mm</b>	<b>71</b>
------------------	-----------

CCRA , CFZA ,

**850273-3**

34,50 x 6,00 x 99,25 x 45°

**860272-4**

28,00 x 6,00 x 99,10 x 45°

**915097-8**

Ø 6,00



76,500 mm

72

BJA , BKR , BLH , BMG , BMH , BPA , BTJ , CDDA , CDEA , CDE , CEEA , CFBA , CKYA , CLPB , CNBA ,

915097-8

Ø 6,00

76,500 mm

73

BBM , BLM , BMD , CHFA , CHFB ,

850273-3

880228-4

34,50 x 6,00 x 99,25 x 45°

11,05 x 6,00 x 36,15 | IN | EX

860272-4

28,00 x 6,00 x 99,10 x 45°

915097-8

Ø 6,00

76,500 mm

74

CK ,

850211-4

34,00 x 8,00 x 105,00 x 45°

M-8

905091-1

855031-4

34,00 x 8,00 x 105,00 x 45°

860212-4

31,10 x 8,00 x 104,55 x 45°

912801-8

Ø 8,00

485001-1

865052-4

31,10 x 8,00 x 104,60 x 45°

76,500 mm

75

CKMA ,

880228-4

11,05 x 6,00 x 36,15 | IN | EX

M-6

915097-8

Ø 6,00

76,500 mm

76

CDGA , CMAA , CNKA ,

M-6

915097-8

Ø 6,00

76,500 mm

77

CP ,

850213-4

36,00 x 8,00 x 104,80 x 45°

M-8

515008-1

855039-4

36,00 x 8,00 x 104,90 x 45°

515010-1

865052-4

31,10 x 8,00 x 104,60 x 45°

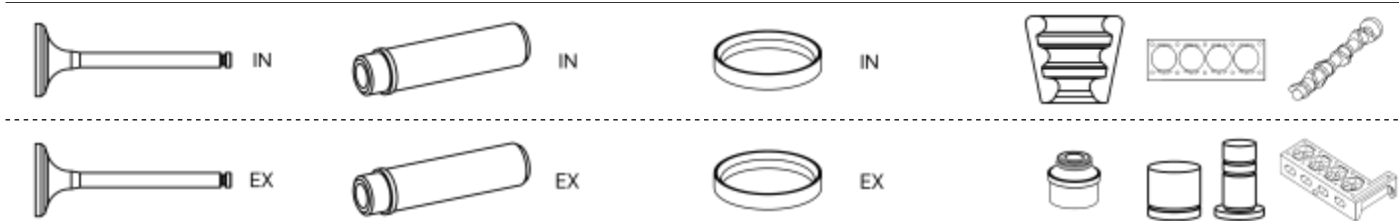
912801-8

Ø 8,00

975001-8

Hydro





<b>76,500 mm</b>	<b>78</b>
------------------	-----------

CS ,		
<b>850211-4</b>	<b>M-8</b>	<b>905091-1</b>
34,00 x 8,00 x 105,00 x 45°		
<b>855031-4</b>		
34,00 x 8,00 x 105,00 x 45°		
<b>860212-4</b>	<b>912801-8</b>	<b>485002-1</b>
31,10 x 8,00 x 104,55 x 45°	Ø 8,00	
<b>865052-4</b>		
31,10 x 8,00 x 104,60 x 45°		

<b>76,500 mm</b>	<b>79</b>
------------------	-----------

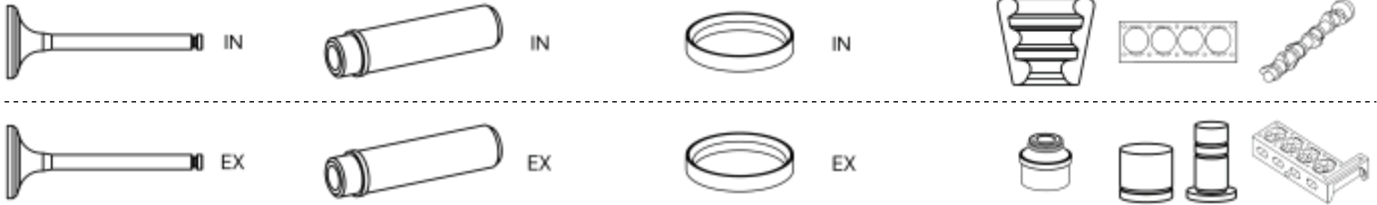
DV ,		
<b>855059-4</b>	<b>M-8</b>	<b>515008-1</b>
36,00 x 8,00 x 104,90 x 45°		
<b>855063-4</b>		<b>515010-1</b>
36,00 x 8,00 x 95,10 x 45°		
<b>860212-4</b>	<b>912801-8</b>	<b>975001-8</b>
31,10 x 8,00 x 104,55 x 45°	Ø 8,00	Hydro
<b>865052-4</b>		
31,10 x 8,00 x 104,60 x 45°		
<b>865060-4</b>		
31,10 x 8,00 x 95,55 x 45°		

<b>76,500 mm</b>	<b>80</b>
------------------	-----------

DW ,		
<b>850213-4</b>	<b>M-8</b>	<b>515008-1</b>
36,00 x 8,00 x 104,80 x 45°		
<b>855039-4</b>		<b>515010-1</b>
36,00 x 8,00 x 104,90 x 45°		
<b>855063-4</b>		
36,00 x 8,00 x 95,10 x 45°		
<b>865052-4</b>	<b>912801-8</b>	<b>975001-8</b>
31,10 x 8,00 x 104,60 x 45°	Ø 8,00	Hydro
<b>865060-4</b>		
31,10 x 8,00 x 95,55 x 45°		

<b>76,500 mm</b>	<b>81</b>
------------------	-----------

FB , FD , FH ,		
<b>855043-4</b>	<b>M-8</b>	
34,00 x 8,00 x 98,70 x 45°		
	<b>912801-8</b>	
	Ø 8,00	



76,500 mm

82

DL , HS ,

855057-4

36,00 x 8,00 x 98,80 x 45°

M-8

912801-8

Ø 8,00

76,500 mm

83

JX ,

M-8

865052-4

31,10 x 8,00 x 104,60 x 45°

912801-8

Ø 8,00

485002-1

76,500 mm

84

ADK , JXF ,

905003-1

912801-8

Ø 8,00

76,500 mm

85

ME ,

855011-4

34,00 x 8,00 x 95,50 x 45°

M-8

905003-1

855089-4

34,00 x 8,00 x 95,50 x 45°

905004-1

905091-1

865060-4

31,10 x 8,00 x 95,55 x 45°

912801-8

Ø 8,00

975001-8

Hydro

485004-1

76,500 mm

86

MF ,

855011-4

34,00 x 8,00 x 95,50 x 45°

M-8

905003-1

855089-4

34,00 x 8,00 x 95,50 x 45°

905004-1

865060-4

31,10 x 8,00 x 95,55 x 45°

912801-8

Ø 8,00

975001-8

Hydro

485004-1

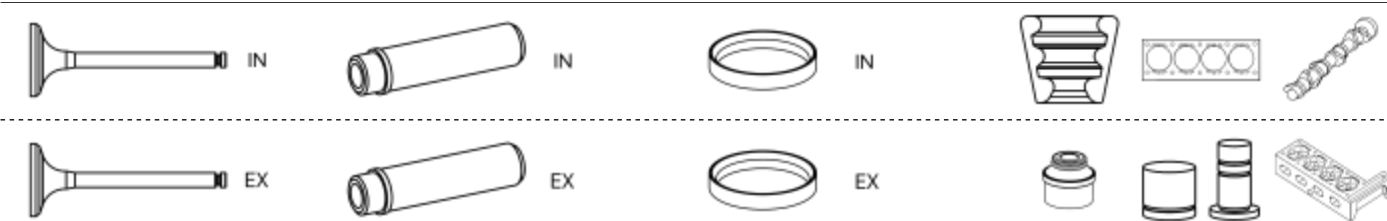
76,500 mm

87

BI , BR , FC , FF , FK , GY , XS ,

912801-8

Ø 8,00



**77,000 mm** **88**

AB ,

	<b>885070-4</b>	<b>M-8</b>
	12,06 x 8,00 x 64,60   IN	
<b>865037-4</b>	<b>885071-4</b>	
32,05 x 8,00 x 111,80 x 45°	12,04 x 8,00 x 65,50   EX	
	<b>885074-4</b>	
	13,045 x 9,00 x 66,50   EX	
	<b>885075-4</b>	
	14,10 x 9,00 x 64,00   EX	

**77,000 mm** **89**

UZ ,

	<b>912801-8</b>	
	Ø 8,00	

**77,000 mm** **90**

CWXA , CWXB ,

	<b>915097-8</b>	<b>970227-8</b>
	Ø 6,00	Hydro

**77,000 mm** **91**

CWXC ,

	<b>915097-8</b>	
	Ø 6,00	

**77,000 mm** **92**

122 ,

	<b>880228-4</b>	
	11,05 x 6,00 x 36,15   IN   EX	

**77,000 mm** **93**

AC ,

	<b>M-8</b>	
--	------------	--

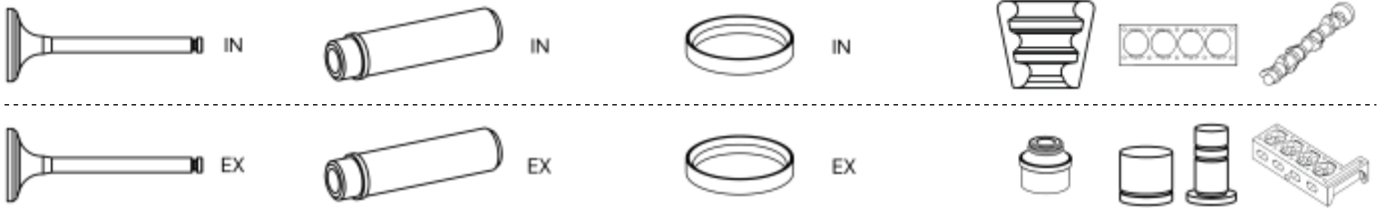
<b>865012-4</b>	<b>885075-4</b>
29,90 x 9,00 x 111,85 x 45°	14,10 x 9,00 x 64,00   EX

**77,000 mm** **94**

AR ,

	<b>M-8</b>
--	------------

<b>865012-4</b>	<b>885075-4</b>
29,90 x 9,00 x 111,85 x 45°	14,10 x 9,00 x 64,00   EX
<b>865037-4</b>	
32,05 x 8,00 x 111,80 x 45°	



**77,000 mm**

**95**

D,

**855009-4**

33,00 x 8,00 x 111,70 x 45°

**885071-4**

12,04 x 8,00 x 65,50 | EX

**78,300 mm**

**96**

AFB, AKN,

**850237-6**

27,25 x 6,00 x 100,50 x 45°

**880230-4**

10,06 x 6,00 x 42,00 | IN | EX

**515096-1**

**515097-1**

**515098-1**

**515099-1**

**860238-6**

24,25 x 6,00 x 100,50 x 45°

**915097-8**

Ø 6,00

**860240-6**

24,20 x 6,00 x 101,00 x 45°

**78,300 mm**

**97**

BAU, BDG, BDH,

**850281-4**

27,30 x 6,00 x 100,60 x 45°

**880230-4**

10,06 x 6,00 x 42,00 | IN | EX

**860282-4**

24,10 x 6,00 x 100,60 x 45°

**915097-8**

Ø 6,00

**970227-8**

Hydro

**79,500 mm**

**98**

1Y,

**855017-4**

36,00 x 7,00 x 95,60 x 45°

**880227-4**

12,08 x 7,00 x 36,00 | IN | EX

**M-7**

**905024-1**

**515002-1**

**855063-4**

36,00 x 8,00 x 95,10 x 45°

**M-8**

**865018-4**

31,25 x 7,00 x 95,65 x 45°

**912801-8**

Ø 8,00

**975001-8**

Hydro

**485007-1**

**865064-4**

31,30 x 8,00 x 95,60 x 45°

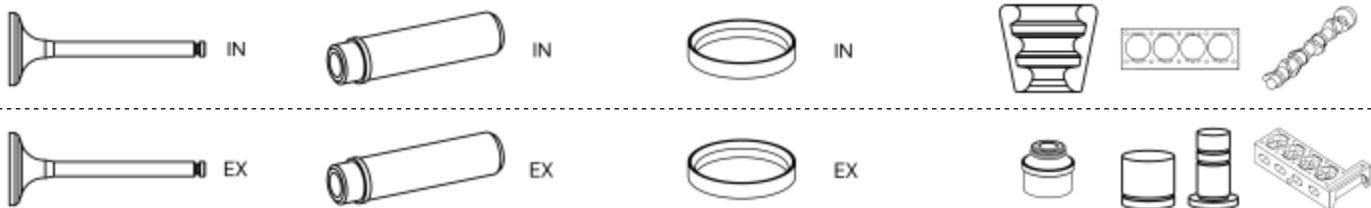
**915001-8**

Ø 7,00

**975002-8**

Hydro

**485011-1**



<b>79,500 mm</b>	<b>99</b>
------------------	-----------

AAZ ,		<b>855017-4</b>	<b>880227-4</b>	<b>M-7</b>	<b>905024-1</b>	<b>515002-1</b>
36,00 x 7,00 x 95,60 x 45°	12,08 x 7,00 x 36,00   IN   EX			<b>M-8</b>		
<b>865018-4</b>		<b>912801-8</b>	<b>975001-8</b>	<b>485008-1</b>		
31,25 x 7,00 x 95,65 x 45°		Ø 8,00	Hydro			
<b>865064-4</b>		<b>915001-8</b>	<b>975002-8</b>			
31,30 x 8,00 x 95,60 x 45°		Ø 7,00	Hydro			

<b>79,500 mm</b>	<b>100</b>
------------------	------------

ADE ,		<b>M-7</b>	<b>905024-1</b>
		<b>M-8</b>	
<b>865018-4</b>		<b>912801-8</b>	
31,25 x 7,00 x 95,65 x 45°		Ø 8,00	
<b>865064-4</b>		<b>915001-8</b>	
31,30 x 8,00 x 95,60 x 45°		Ø 7,00	

<b>79,500 mm</b>	<b>101</b>
------------------	------------

1Z , AFN ,		<b>855038-4</b>	<b>880227-4</b>	<b>M-7</b>	<b>905008-1</b>	<b>515001-1</b>
36,05 x 7,00 x 96,90 x 45°	12,08 x 7,00 x 36,00   IN   EX			<b>M-8</b>		
<b>855093-4</b>				<b>M-8</b>		
35,95 x 8,00 x 96,85 x 45°						
<b>865039-4</b>		<b>912801-8</b>	<b>975001-8</b>			
31,55 x 7,00 x 96,90 x 45°		Ø 8,00	Hydro			
<b>865088-4</b>		<b>915001-8</b>				
31,40 x 8,00 x 96,85 x 45°		Ø 7,00				

<b>79,500 mm</b>	<b>102</b>
------------------	------------

AGR , AHF ,		<b>855038-4</b>	<b>880227-4</b>	<b>M-7</b>	<b>905007-1</b>
36,05 x 7,00 x 96,90 x 45°	12,08 x 7,00 x 36,00   IN   EX			<b>915001-8</b>	<b>975001-8</b>
<b>865039-4</b>				Ø 7,00	Hydro
31,55 x 7,00 x 96,90 x 45°				<b>975002-8</b>	Hydro

<b>79,500 mm</b>	<b>103</b>
------------------	------------

AHH ,		<b>855038-4</b>	<b>880227-4</b>	<b>M-7</b>	<b>905008-1</b>	<b>515001-1</b>
36,05 x 7,00 x 96,90 x 45°	12,08 x 7,00 x 36,00   IN   EX			<b>915001-8</b>	<b>975001-8</b>	
<b>865039-4</b>				Ø 7,00	Hydro	



79,500 mm

104

AHU ,

<b>855038-4</b>	<b>880227-4</b>	<b>M-7</b>	<b>905008-1</b>	<b>515001-1</b>
-----------------	-----------------	------------	-----------------	-----------------

36,05 x 7,00 x 96,90 x 45° 12,08 x 7,00 x 36,00 | IN | EX

<b>855093-4</b>	<b>M-8</b>
-----------------	------------

35,95 x 8,00 x 96,85 x 45°

<b>865039-4</b>	<b>915001-8</b>	<b>975001-8</b>
-----------------	-----------------	-----------------

31,55 x 7,00 x 96,90 x 45° Ø 7,00 Hydro

<b>865088-4</b>
-----------------

31,40 x 8,00 x 96,85 x 45°

79,500 mm

105

ALH ,

<b>855038-4</b>	<b>880227-4</b>	<b>M-7</b>	<b>905007-1</b>
-----------------	-----------------	------------	-----------------

36,05 x 7,00 x 96,90 x 45° 12,08 x 7,00 x 36,00 | IN | EX

<b>865039-4</b>	<b>915001-8</b>	<b>975002-8</b>
-----------------	-----------------	-----------------

31,55 x 7,00 x 96,90 x 45° Ø 7,00 Hydro

79,500 mm

106

AMF ,

<b>850241-4</b>	<b>880226-4</b>	<b>M-7</b>
-----------------	-----------------	------------

36,00 x 7,00 x 89,50 x 45° 12,08 x 7,00 x 38,00 | IN | EX

<b>855087-4</b>	<b>880227-4</b>
-----------------	-----------------

35,90 x 7,00 x 90,00 x 45° 12,08 x 7,00 x 36,00 | IN | EX

<b>860244-4</b>	<b>915001-8</b>	<b>975003-8</b>
-----------------	-----------------	-----------------

31,60 x 7,00 x 89,00 x 45° Ø 7,00 Hydro

<b>865092-4</b>
-----------------

31,60 x 7,00 x 89,90 x 45°

79,500 mm

107

ASZ ,

<b>855087-4</b>	<b>880226-4</b>	<b>M-7</b>	<b>515012-1</b>
-----------------	-----------------	------------	-----------------

35,90 x 7,00 x 90,00 x 45° 12,08 x 7,00 x 38,00 | IN | EX

<b>880227-4</b>
-----------------

12,08 x 7,00 x 36,00 | IN | EX

<b>865092-4</b>	<b>915001-8</b>	<b>975003-8</b>	<b>485020-1</b>
-----------------	-----------------	-----------------	-----------------

31,60 x 7,00 x 89,90 x 45° Ø 7,00 Hydro

79,500 mm

108

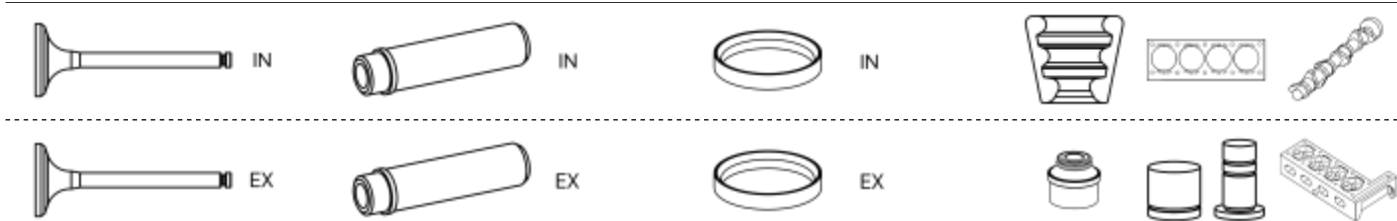
AJM , ATJ ,

<b>855087-4</b>	<b>M-7</b>	<b>515012-1</b>
-----------------	------------	-----------------

35,90 x 7,00 x 90,00 x 45°

<b>865092-4</b>	<b>915001-8</b>	<b>975003-8</b>	<b>485020-1</b>
-----------------	-----------------	-----------------	-----------------

31,60 x 7,00 x 89,90 x 45° Ø 7,00 Hydro



<b>79,500 mm</b>	<b>109</b>
------------------	------------

<b>AVB ,</b>			
<b>850241-4</b>		<b>M-7</b>	<b>515012-1</b>
36,00 x 7,00 x 89,50 x 45°			
<b>855087-4</b>			
35,90 x 7,00 x 90,00 x 45°			
<b>865092-4</b>		<b>915001-8</b>	<b>975003-8</b> <b>485020-1</b>
31,60 x 7,00 x 89,90 x 45°		Ø 7,00	Hydro

<b>79,500 mm</b>	<b>110</b>
------------------	------------

<b>AVG ,</b>			
<b>855038-4</b>	<b>880227-4</b>	<b>M-7</b>	<b>905008-1</b> <b>515001-1</b>
36,05 x 7,00 x 96,90 x 45°    12,08 x 7,00 x 36,00   IN   EX			
<b>865039-4</b>		<b>915001-8</b>	<b>975001-8</b>
31,55 x 7,00 x 96,90 x 45°		Ø 7,00	Hydro
			<b>975002-8</b>
			Hydro

<b>79,500 mm</b>	<b>111</b>
------------------	------------

<b>DBKA ,</b>			
<b>850205-4</b>	<b>880230-4</b>	<b>M-6</b>	
28,20 x 6,00 x 99,30 x 45°    10,06 x 6,00 x 42,00   IN   EX			
<b>850279-4</b>			
26,55 x 6,00 x 99,30 x 45°			
<b>860206-4</b>		<b>915097-8</b>	
26,00 x 6,00 x 99,10 x 45°		Ø 6,00	
<b>860280-4</b>			
24,45 x 6,00 x 99,10 x 45°			

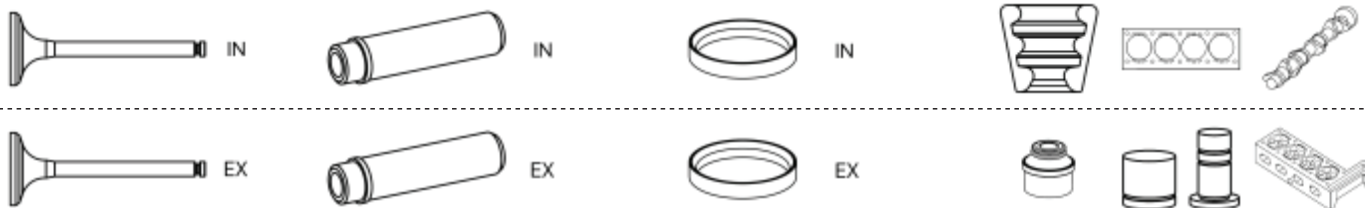
<b>79,500 mm</b>	<b>112</b>
------------------	------------

<b>DDYA , DDYB , DGDA , DGTE ,</b>			
<b>850279-4</b>		<b>M-6</b>	
26,55 x 6,00 x 99,30 x 45°			
		<b>915097-8</b>	
		Ø 6,00	

<b>79,500 mm</b>	<b>113</b>
------------------	------------

<b>AEF ,</b>			
<b>855029-4</b>		<b>M-7</b>	<b>905024-1</b> <b>515002-1</b>
36,05 x 7,00 x 96,60 x 45°			
<b>855063-4</b>		<b>M-8</b>	
36,00 x 8,00 x 95,10 x 45°			
<b>865018-4</b>		<b>912801-8</b>	<b>975001-8</b>
31,25 x 7,00 x 95,65 x 45°		Ø 8,00	Hydro
<b>865030-4</b>		<b>915001-8</b>	<b>975002-8</b>
31,55 x 7,00 x 96,35 x 45°		Ø 7,00	Hydro
<b>865064-4</b>			
31,30 x 8,00 x 95,60 x 45°			





**79,500 mm** **114**

AEY ,

**855029-4** **M-7** **905008-1** **515001-1**

36,05 x 7,00 x 96,60 x 45°

**855063-4** **M-8**

36,00 x 8,00 x 95,10 x 45°

**865030-4** **912801-8** **975001-8**

31,55 x 7,00 x 96,35 x 45°

**865064-4** **915001-8** **975002-8**

31,30 x 8,00 x 95,60 x 45°

**79,500 mm** **115**

AGP ,

**855029-4** **M-7** **905007-1**

36,05 x 7,00 x 96,60 x 45°

**855063-4** **M-8**

36,00 x 8,00 x 95,10 x 45°

**865030-4** **915001-8** **975002-8**

31,55 x 7,00 x 96,35 x 45°

**865064-4** Ø 7,00 Hydro

31,30 x 8,00 x 95,60 x 45°

**79,500 mm** **116**

ASV ,

**855038-4** **880227-4** **M-7** **905007-1** **515012-1**

36,05 x 7,00 x 96,90 x 45° 12,08 x 7,00 x 36,00 | IN | EX

**865039-4** **915001-8** **975002-8**

31,55 x 7,00 x 96,90 x 45°

Ø 7,00 Hydro

**79,500 mm** **117**

ATD ,

**855087-4** **M-7** **515012-1**

35,90 x 7,00 x 90,00 x 45°

**860242-4** **915001-8** **975003-8** **485020-1**

31,50 x 7,00 x 88,50 x 45°

**865092-4** Ø 7,00 Hydro

31,60 x 7,00 x 89,90 x 45°

**79,500 mm** **118**

AVQ , AXR , BJB , BKC , BRU , BXE , BXF ,

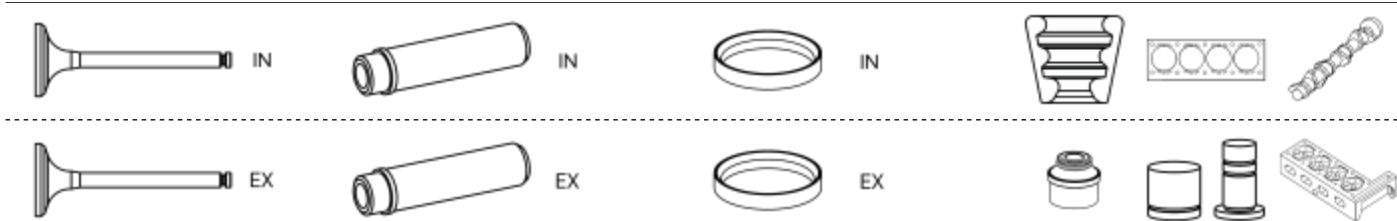
**850241-4** **M-7** **515012-1**

36,00 x 7,00 x 89,50 x 45°

**860244-4** **915001-8** **975003-8** **485020-1**

31,60 x 7,00 x 89,00 x 45°

Ø 7,00 Hydro



<b>79,500 mm</b>	<b>119</b>
------------------	------------

<b>BLT ,</b>			
<b>850241-4</b>		<b>M-7</b>	<b>515012-1</b>
36,00 x 7,00 x 89,50 x 45°			
<b>855087-4</b>			
35,90 x 7,00 x 90,00 x 45°			
<b>860244-4</b>		<b>915001-8</b>	<b>975003-8</b> <b>485020-1</b>
31,60 x 7,00 x 89,00 x 45°		Ø 7,00	Hydro
<b>865092-4</b>			
31,60 x 7,00 x 89,90 x 45°			

<b>79,500 mm</b>	<b>120</b>
------------------	------------

<b>BMT , BPZ , BXJ ,</b>			
<b>850241-4</b>		<b>M-7</b>	<b>515014-C-1</b>
36,00 x 7,00 x 89,50 x 45°			
<b>860244-4</b>		<b>915001-8</b>	<b>975003-8</b>
31,60 x 7,00 x 89,00 x 45°		Ø 7,00	Hydro

<b>79,500 mm</b>	<b>121</b>
------------------	------------

<b>BVK ,</b>			
<b>855087-4</b>	<b>880226-4</b>	<b>M-7</b>	<b>515014-C-1</b>
35,90 x 7,00 x 90,00 x 45°		12,08 x 7,00 x 38,00   IN   EX	
<b>865092-4</b>		<b>915001-8</b>	<b>975003-8</b> <b>485020-1</b>
31,60 x 7,00 x 89,90 x 45°		Ø 7,00	Hydro

<b>79,500 mm</b>	<b>122</b>
------------------	------------

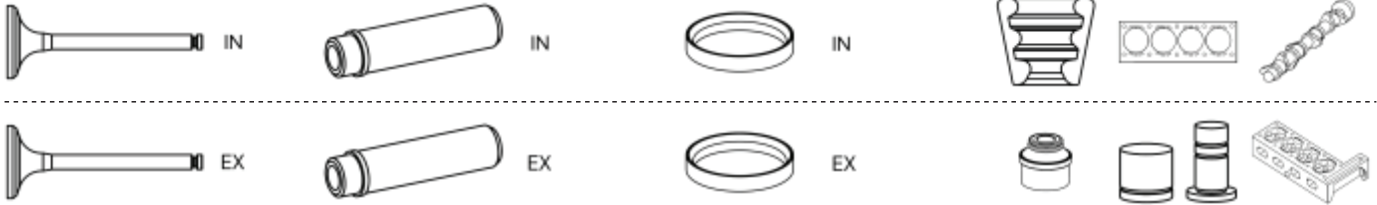
<b>AQM , ASY , AYQ ,</b>			
<b>855029-4</b>		<b>M-7</b>	<b>905007-1</b>
36,05 x 7,00 x 96,60 x 45°			
<b>865030-4</b>		<b>915001-8</b>	<b>975002-8</b>
31,55 x 7,00 x 96,35 x 45°		Ø 7,00	Hydro

<b>79,500 mm</b>	<b>123</b>
------------------	------------

<b>AVF , AWX ,</b>			
<b>850241-4</b>	<b>880226-4</b>	<b>M-7</b>	<b>515012-1</b>
36,00 x 7,00 x 89,50 x 45°		12,08 x 7,00 x 38,00   IN   EX	
<b>855087-4</b>	<b>880227-4</b>		
35,90 x 7,00 x 90,00 x 45°		12,08 x 7,00 x 36,00   IN   EX	
<b>865092-4</b>		<b>915001-8</b>	<b>975003-8</b> <b>485020-1</b>
31,60 x 7,00 x 89,90 x 45°		Ø 7,00	Hydro

<b>79,500 mm</b>	<b>124</b>
------------------	------------

<b>BSW ,</b>			
<b>850241-4</b>	<b>880226-4</b>	<b>M-7</b>	<b>515012-1</b>
36,00 x 7,00 x 89,50 x 45°		12,08 x 7,00 x 38,00   IN   EX	
<b>855087-4</b>			
35,90 x 7,00 x 90,00 x 45°			
<b>860244-4</b>		<b>915001-8</b>	<b>975003-8</b> <b>485020-1</b>
31,60 x 7,00 x 89,00 x 45°		Ø 7,00	Hydro



79,500 mm

125

CFWA, CLHA, CLHB, CRKA, CRKB, CXXA, CXXB, DCXA,

850279-4

26,55 x 6,00 x 99,30 x 45°

M-6

860280-4

24,45 x 6,00 x 99,10 x 45°

915097-8

Ø 6,00

970227-8

Hydro

79,500 mm

126

028.B,

905024-1

912801-8

Ø 8,00

79,500 mm

127

1X,

855063-4

36,00 x 8,00 x 95,10 x 45°

M-8

905024-1

515002-1

865064-4

31,30 x 8,00 x 95,60 x 45°

912801-8

Ø 8,00

975001-8

Hydro

485009-1

79,500 mm

128

5AE,

905024-1

79,500 mm

129

AAB,

855063-4

36,00 x 8,00 x 95,10 x 45°

M-8

515006-1

865064-4

31,30 x 8,00 x 95,60 x 45°

912801-8

Ø 8,00

975001-8

Hydro

485013-1

485019-1

79,500 mm

130

ABL,

855017-4

36,00 x 7,00 x 95,60 x 45°

M-7

905024-1

515002-1

M-8

865018-4

31,25 x 7,00 x 95,65 x 45°

912801-8

Ø 8,00

975001-8

Hydro

485010-1

865064-4

31,30 x 8,00 x 95,60 x 45°

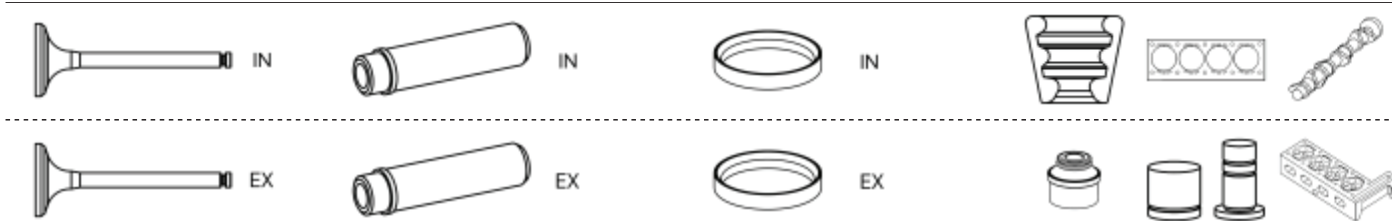
915001-8

Ø 7,00

975002-8

Hydro

485012-1



<b>79,500 mm</b>	<b>131</b>
------------------	------------

ADG ,

	<b>M-7</b>	<b>905024-1</b>
<b>865018-4</b>	<b>915001-8</b>	
31,25 x 7,00 x 95,65 x 45°	Ø 7,00	

<b>79,500 mm</b>	<b>132</b>
------------------	------------

AFD ,

	<b>M-7</b>	<b>905008-1</b>
<b>855038-4</b>		
36,05 x 7,00 x 96,90 x 45°		
<b>865039-4</b>	<b>915001-8</b>	
31,55 x 7,00 x 96,90 x 45°	Ø 7,00	

<b>79,500 mm</b>	<b>133</b>
------------------	------------

AGD ,

	<b>M-7</b>	<b>905008-1</b>
<b>855029-4</b>		
36,05 x 7,00 x 96,60 x 45°		
<b>855063-4</b>	<b>M-8</b>	
36,00 x 8,00 x 95,10 x 45°		
<b>865030-4</b>	<b>915001-8</b>	<b>975001-8</b>
31,55 x 7,00 x 96,35 x 45°	Ø 7,00	Hydro
<b>865064-4</b>		
31,30 x 8,00 x 95,60 x 45°		

<b>79,500 mm</b>	<b>134</b>
------------------	------------

AJA ,

	<b>M-8</b>	<b>515006-1</b>
<b>855063-4</b>		
36,00 x 8,00 x 95,10 x 45°		
<b>865064-4</b>	<b>912801-8</b>	<b>975001-8</b>
31,30 x 8,00 x 95,60 x 45°	Ø 8,00	Hydro

<b>79,500 mm</b>	<b>135</b>
------------------	------------

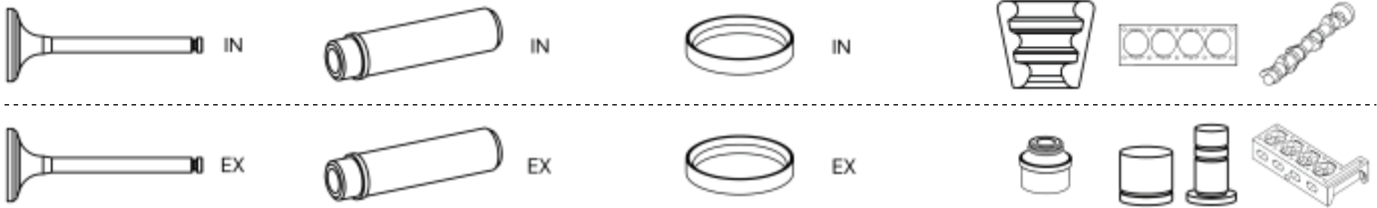
AHB , AHG , AKU , AKW , ASX ,

	<b>M-7</b>	<b>905008-1</b>
<b>855029-4</b>		
36,05 x 7,00 x 96,60 x 45°		
<b>865030-4</b>	<b>915001-8</b>	<b>975001-8</b>
31,55 x 7,00 x 96,35 x 45°	Ø 7,00	Hydro

<b>79,500 mm</b>	<b>136</b>
------------------	------------

ALE ,

	<b>M-7</b>	<b>905008-1</b>	<b>515001-1</b>
<b>855038-4</b>			
36,05 x 7,00 x 96,90 x 45°			
<b>865039-4</b>	<b>915001-8</b>	<b>975001-8</b>	
31,55 x 7,00 x 96,90 x 45°	Ø 7,00	Hydro	



79,500 mm

137

ATL ,

850241-4

880227-4

M-7

36,00 x 7,00 x 89,50 x 45°

12,08 x 7,00 x 36,00 | IN | EX

860244-4

915001-8

975003-8

31,60 x 7,00 x 89,00 x 45°

Ø 7,00

Hydro

79,500 mm

138

ANU , ARL , AUY , AXB , AXC , BTB ,

855087-4

880226-4

M-7

515012-1

35,90 x 7,00 x 90,00 x 45°

12,08 x 7,00 x 38,00 | IN | EX

865092-4

915001-8

975003-8

485020-1

31,60 x 7,00 x 89,90 x 45°

Ø 7,00

Hydro

79,500 mm

139

AVM , BEU , BJC ,

M-7

905007-1

865039-4

915001-8

31,55 x 7,00 x 96,90 x 45°

Ø 7,00

79,500 mm

140

BEW ,

850239-4

M-7

515012-1

35,60 x 7,00 x 88,80 x 40°

860242-4

915001-8

975003-8

31,50 x 7,00 x 88,50 x 45°

Ø 7,00

Hydro

79,500 mm

141

BGG ,

855017-4

M-7

905024-1

515002-1

36,00 x 7,00 x 95,60 x 45°

865018-4

915001-8

31,25 x 7,00 x 95,65 x 45°

Ø 7,00

79,500 mm

142

BRM ,

515014-C-1

915001-8

975003-8

Ø 7,00

Hydro

79,500 mm

143

BLS , BRR , BRS , BSU ,

850241-4

M-7

515014-C-1

36,00 x 7,00 x 89,50 x 45°

860244-4

915001-8

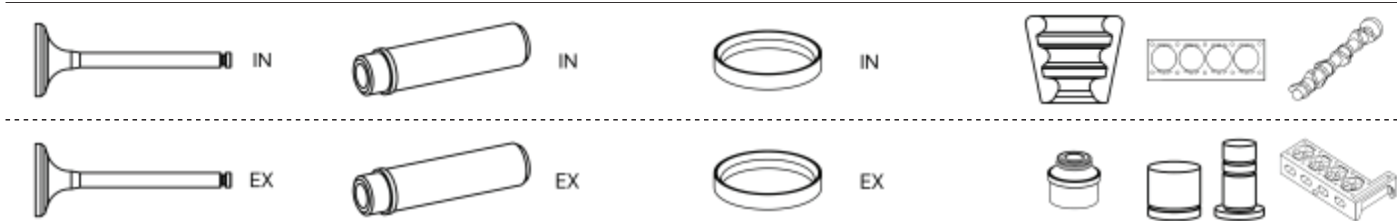
975003-8

485020-1

31,60 x 7,00 x 89,00 x 45°

Ø 7,00

Hydro



**79,500 mm** **144**

BUK ,

<b>855087-4</b>	<b>880226-4</b>	<b>M-7</b>
35,90 x 7,00 x 90,00 x 45°	12,08 x 7,00 x 38,00   IN   EX	
<b>865092-4</b>		<b>915001-8</b>
31,60 x 7,00 x 89,90 x 45°		Ø 7,00

**79,500 mm** **145**

BAY , BMS , BNM , BNV , BWB ,

<b>850241-4</b>		<b>M-7</b>
36,00 x 7,00 x 89,50 x 45°		
<b>860244-4</b>		<b>915001-8</b> <b>975003-8</b>
31,60 x 7,00 x 89,00 x 45°		Ø 7,00 Hydro

**79,500 mm** **146**

CAYA , CAYB , CAYC , CAYD , CAYE , CLNA ,

<b>850279-4</b>		<b>M-6</b>	<b>515017-1</b>
26,55 x 6,00 x 99,30 x 45°			<b>515018-1</b>
<b>860280-4</b>		<b>915097-8</b> <b>970227-8</b>	
24,45 x 6,00 x 99,10 x 45°		Ø 6,00 Hydro	

**79,500 mm** **147**

ANC , ARD , BEQ , BGL , BGM , BXT , CDXA , CDXB ,

<b>855029-4</b>		<b>M-7</b>	<b>905007-1</b>
36,05 x 7,00 x 96,60 x 45°			
<b>865030-4</b>		<b>915001-8</b>	
31,55 x 7,00 x 96,35 x 45°		Ø 7,00	

**79,500 mm** **148**

CUSA , CUSB , CUTA ,

<b>850279-4</b>		<b>M-6</b>
26,55 x 6,00 x 99,30 x 45°		
		<b>915097-8</b> <b>970227-8</b>
		Ø 6,00 Hydro

**79,500 mm** **149**

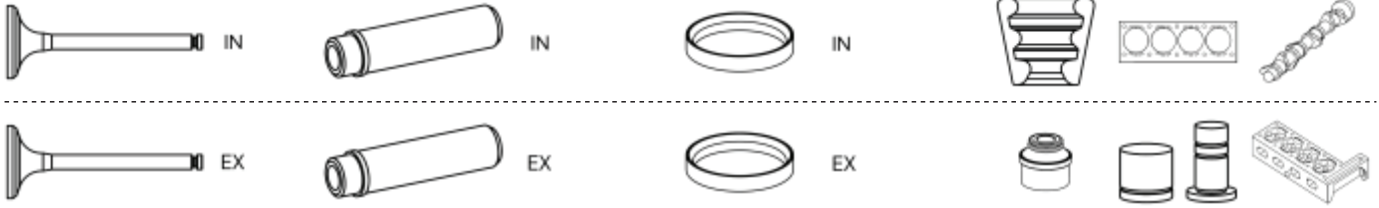
CYZA , CYZB , DGTC , DGTD ,

		<b>915097-8</b> <b>970227-8</b>
		Ø 6,00 Hydro

**79,500 mm** **150**

DGDB ,

<b>850279-4</b>		<b>M-6</b>
26,55 x 6,00 x 99,30 x 45°		
<b>860280-4</b>		<b>915097-8</b>
24,45 x 6,00 x 99,10 x 45°		Ø 6,00



**79,500 mm**

**151**

DCZA , DGTA , DGTB ,

915097-8

Ø 6,00

**79,500 mm**

**152**

EM , FP , FR , FV , JB , WP ,

855043-4

34,00 x 8,00 x 98,70 x 45°

M-8

912801-8

Ø 8,00

**79,500 mm**

**153**

KY ,

850211-4

34,00 x 8,00 x 105,00 x 45°

855059-4

36,00 x 8,00 x 104,90 x 45°

M-8

860212-4

31,10 x 8,00 x 104,55 x 45°

865052-4

31,10 x 8,00 x 104,60 x 45°

912801-8

Ø 8,00

**79,500 mm**

**154**

WN ,

880223-4

12,07 x 8,00 x 42,50 | IN | EX

M-8

860215-4

33,20 x 8,00 x 98,50 x 45°

865049-4

33,00 x 8,00 x 98,50 x 45°

912801-8

Ø 8,00

**79,500 mm**

**155**

WT , WV , YP ,

855043-4

34,00 x 8,00 x 98,70 x 45°

880223-4

12,07 x 8,00 x 42,50 | IN | EX

M-8

912801-8

Ø 8,00

**79,500 mm**

**156**

YS ,

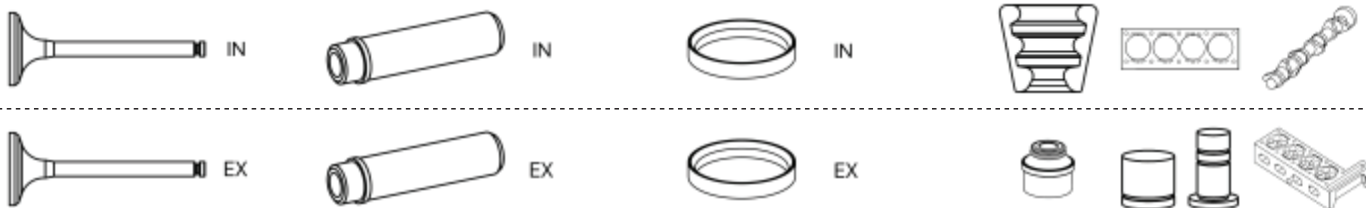
880223-4

12,07 x 8,00 x 42,50 | IN | EX

912801-8

Ø 8,00





## 79,500 mm

157

496, EE, EF, EG, EH, EN, FN, FS, FT, FX, GH, UC, UM, WE, WL, WY, WZ, YG, YH, YK, YN, YU, YX, YY,

912801-8

Ø 8,00

## 81,000 mm

158

AEL,

**855038-4**

36,05 x 7,00 x 96,90 x 45°

**855091-4**

36,00 x 8,00 x 96,90 x 45°

**855093-4**

35,95 x 8,00 x 96,85 x 45°

**865088-4**

31,40 x 8,00 x 96,85 x 45°

912801-8

Ø 8,00

## 81,000 mm

159

AZV, BKD,

**850275-4**

29,40 x 6,00 x 88,50 x 45°

**880230-4**

10,06 x 6,00 x 42,00 | IN | EX

**515018-1**

**850277-4**

29,20 x 6,00 x 87,80 x 45°

**860276-4**

25,50 x 6,00 x 88,20 x 45°

**860278-4**

25,50 x 6,00 x 87,50 x 45°

915097-8

Ø 6,00

**485022-1**

## 81,000 mm

160

BMM,

**850241-4**

36,00 x 7,00 x 89,50 x 45°

M-7

**515014-C-1**

**850275-4**

29,40 x 6,00 x 88,50 x 45°

**860244-4**

31,60 x 7,00 x 89,00 x 45°

**860276-4**

25,50 x 6,00 x 88,20 x 45°

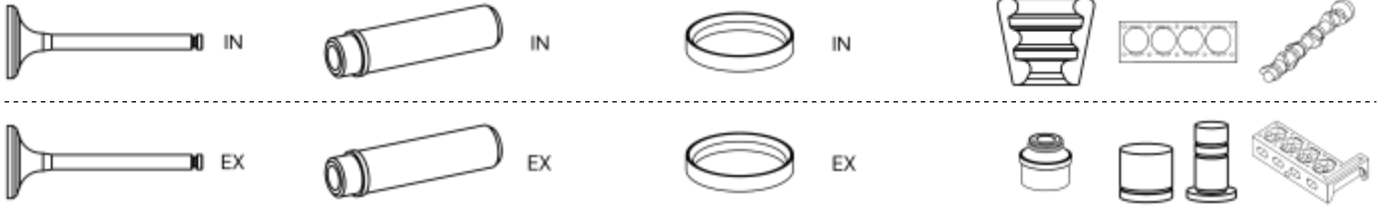
915001-8

Ø 7,00

975003-8

Hydro

**485020-1**



81,000 mm

161

BMN ,

850241-4

36,00 x 7,00 x 89,50 x 45°

880230-4

10,06 x 6,00 x 42,00 | IN | EX

850275-4

29,40 x 6,00 x 88,50 x 45°

850277-4

29,20 x 6,00 x 87,80 x 45°

860276-4

25,50 x 6,00 x 88,20 x 45°

860278-4

25,50 x 6,00 x 87,50 x 45°

915097-8

Ø 6,00

975003-8

Hydro

485022-1

81,000 mm

162

BRY ,

850215-4

39,60 x 6,00 x 94,00 x 45°

860216-4

33,00 x 6,00 x 94,00 x 45°

915097-8

Ø 6,00

81,000 mm

163

CCSA ,

850215-4

39,60 x 6,00 x 94,00 x 45°

850247-4

33,90 x 6,00 x 104,00 x 45°

880217-4

12,08 x 6,00 x 36,50 | IN | EX

M-6

905009-1

860216-4

33,00 x 6,00 x 94,00 x 45°

915097-8

Ø 6,00

975013-8

Hydro

81,000 mm

164

CMXA ,

850215-4

39,60 x 6,00 x 94,00 x 45°

860216-4

33,00 x 6,00 x 94,00 x 45°

880217-4

12,08 x 6,00 x 36,50 | IN | EX

M-6

905009-1

915097-8

Ø 6,00

975013-8

Hydro

81,000 mm

165

DEJA , DEJB ,

850205-4

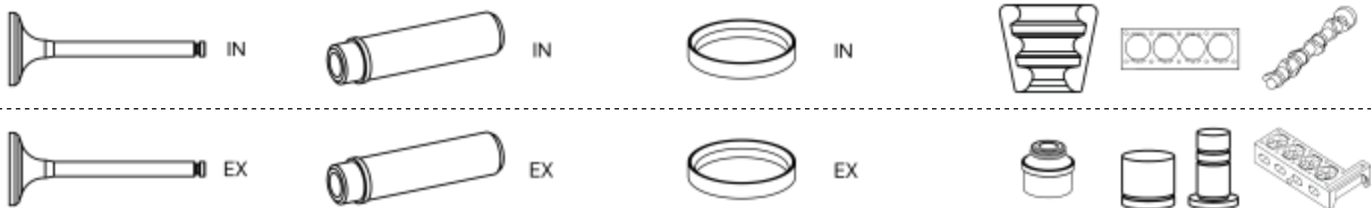
28,20 x 6,00 x 99,30 x 45°

880230-4

10,06 x 6,00 x 42,00 | IN | EX

915097-8

Ø 6,00



<b>81,000 mm</b>	<b>166</b>
------------------	------------

<b>DS , DT ,</b>		<b>M-8</b>	<b>905002-1</b>
<b>850217-4</b> 38,00 x 8,00 x 90,35 x 45°	<b>880223-4</b> 12,07 x 8,00 x 42,50   IN   EX		
<b>855028-4</b> 38,10 x 8,00 x 91,80 x 45°			
<b>855048-4</b> 38,00 x 8,00 x 98,70 x 45°			
<b>860215-4</b> 33,20 x 8,00 x 98,50 x 45°		<b>912801-8</b> Ø 8,00	<b>975001-8</b> Hydro
<b>860218-99-4</b> 33,30 x 8,00 x 90,80 x 45°			
<b>865049-4</b> 33,00 x 8,00 x 98,50 x 45°			
<b>865084-4</b> 33,15 x 8,00 x 91,20 x 45°			

<b>81,000 mm</b>	<b>167</b>
------------------	------------

<b>DTA , RV ,</b>		<b>M-8</b>	<b>905002-1</b>
<b>865084-4</b> 33,15 x 8,00 x 91,20 x 45°		<b>912801-8</b> Ø 8,00	<b>975001-8</b> Hydro

<b>81,000 mm</b>	<b>168</b>
------------------	------------

<b>DZ ,</b>		<b>M-8</b>	<b>905002-1</b>
<b>850217-4</b> 38,00 x 8,00 x 90,35 x 45°	<b>880223-4</b> 12,07 x 8,00 x 42,50   IN   EX		
<b>855028-4</b> 38,10 x 8,00 x 91,80 x 45°			
<b>860215-4</b> 33,20 x 8,00 x 98,50 x 45°		<b>912801-8</b> Ø 8,00	<b>975001-8</b> Hydro
<b>865049-4</b> 33,00 x 8,00 x 98,50 x 45°			
<b>865084-4</b> 33,15 x 8,00 x 91,20 x 45°			



81,000 mm

169

HP, JS,

850217-4

880223-4

M-8

38,00 x 8,00 x 90,35 x 45°

12,07 x 8,00 x 42,50 | IN | EX

855028-4

38,10 x 8,00 x 91,80 x 45°

855048-4

38,00 x 8,00 x 98,70 x 45°

860215-4

33,20 x 8,00 x 98,50 x 45°

912801-8

975001-8

860218-99-4

33,30 x 8,00 x 90,80 x 45°

Ø 8,00

Hydro

865049-4

33,00 x 8,00 x 98,50 x 45°

865084-4

33,15 x 8,00 x 91,20 x 45°

81,000 mm

170

HY,

850217-4

880223-4

M-8

38,00 x 8,00 x 90,35 x 45°

12,07 x 8,00 x 42,50 | IN | EX

860218-99-4

33,30 x 8,00 x 90,80 x 45°

912801-8

975001-8

865084-4

33,15 x 8,00 x 91,20 x 45°

Ø 8,00

Hydro

81,000 mm

171

JU,

850217-4

880223-4

M-8

905002-1

38,00 x 8,00 x 90,35 x 45°

12,07 x 8,00 x 42,50 | IN | EX

855028-4

38,10 x 8,00 x 91,80 x 45°

855048-4

38,00 x 8,00 x 98,70 x 45°

860215-4

33,20 x 8,00 x 98,50 x 45°

912801-8

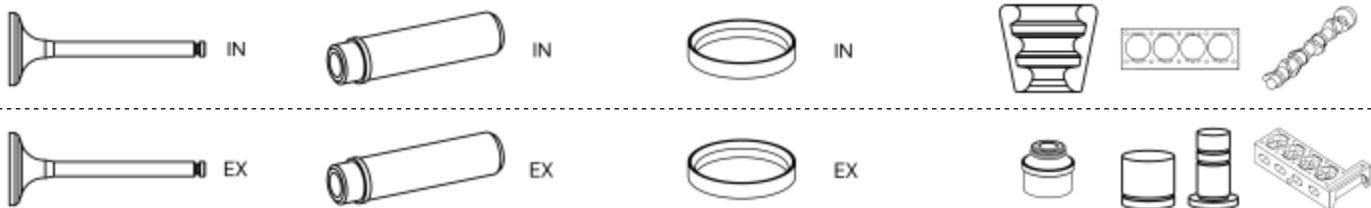
865049-4

33,00 x 8,00 x 98,50 x 45°

Ø 8,00

865084-4

33,15 x 8,00 x 91,20 x 45°



## 81,000 mm

172

KV ,

**850217-4**

38,00 x 8,00 x 90,35 x 45°

**880223-4**

12,07 x 8,00 x 42,50 | IN | EX

M-8

**855028-4**

38,10 x 8,00 x 91,80 x 45°

**860215-4**

33,20 x 8,00 x 98,50 x 45°

**912801-8**

Ø 8,00

**975001-8**

Hydro

**860218-99-4**

33,30 x 8,00 x 90,80 x 45°

**865049-4**

33,00 x 8,00 x 98,50 x 45°

**865084-4**

33,15 x 8,00 x 91,20 x 45°

## 81,000 mm

173

KX ,

**855028-4**

38,10 x 8,00 x 91,80 x 45°

**880223-4**

12,07 x 8,00 x 42,50 | IN | EX

**860218-99-4**

33,30 x 8,00 x 90,80 x 45°

**912801-8**

Ø 8,00

**975001-8**

Hydro

**865084-4**

33,15 x 8,00 x 91,20 x 45°

## 81,000 mm

174

ANQ , ATW , AUG , AWB , AWL , AXK , BAE , BCD , BGC , BJH , CEDA , CED , CFUA , CJDA , CJDD , CNEB , CPYA , CPYB , CPYC , CPYD , CPYE , CPYF , CPYG , CRFZ , CRVD , DEKA , DELA , DLTA , DLTC , DLUB ,

**915097-8**

Ø 6,00

## 81,000 mm

175

EZA ,

**850217-4**

38,00 x 8,00 x 90,35 x 45°

M-8

**905002-1**

**860215-4**

33,20 x 8,00 x 98,50 x 45°

**912801-8**

Ø 8,00

**975001-8**

Hydro

**865049-4**

33,00 x 8,00 x 98,50 x 45°

**865084-4**

33,15 x 8,00 x 91,20 x 45°

## 81,000 mm

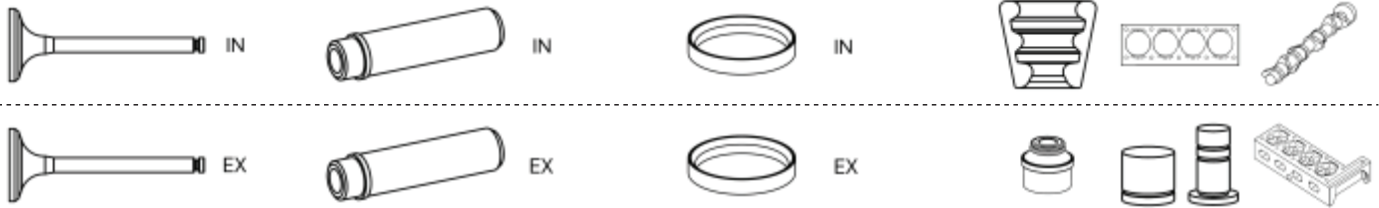
176

262 , 2K , 7B , AAX , ABG , ABX , DSN , NW , UED , UE , UN ,

**905002-1**

**912801-8**

Ø 8,00



**81,000 mm**

**177**

RTD ,

**852113-4**

36,50 x 8,00 x 107,00 x 45°

**81,000 mm**

**178**

HV ,

**855048-4**

38,00 x 8,00 x 98,70 x 45°

**M-8**

**905002-1**

**860215-4**

33,20 x 8,00 x 98,50 x 45°

**912801-8**

**975001-8**

Ø 8,00

Hydro

**860218-99-4**

33,30 x 8,00 x 90,80 x 45°

**865049-4**

33,00 x 8,00 x 98,50 x 45°

**81,000 mm**

**179**

EW , EZ , HM ,

**850217-4**

38,00 x 8,00 x 90,35 x 45°

**M-8**

**905002-1**

**855048-4**

38,00 x 8,00 x 98,70 x 45°

**860215-4**

33,20 x 8,00 x 98,50 x 45°

**912801-8**

**975001-8**

Ø 8,00

Hydro

**860218-99-4**

33,30 x 8,00 x 90,80 x 45°

**865049-4**

33,00 x 8,00 x 98,50 x 45°

**865084-4**

33,15 x 8,00 x 91,20 x 45°

**81,000 mm**

**180**

JT ,

**855028-4**

38,10 x 8,00 x 91,80 x 45°

**880223-4**

12,07 x 8,00 x 42,50 | IN | EX

**M-8**

**865084-4**

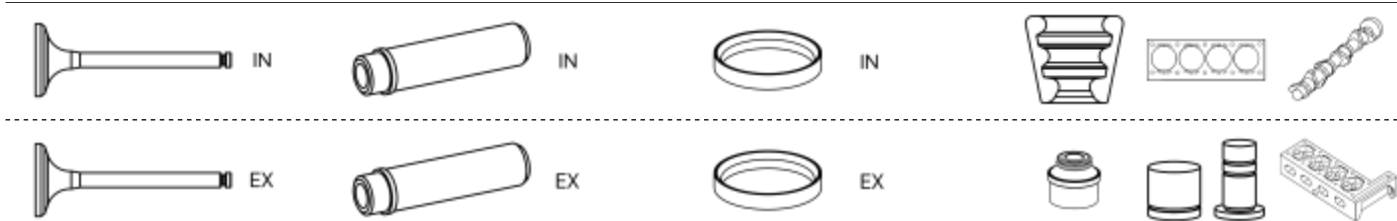
33,15 x 8,00 x 91,20 x 45°

**912801-8**

**975001-8**

Ø 8,00

Hydro



<b>81,000 mm</b>	<b>181</b>
------------------	------------

<b>JN ,</b>	
<b>850217-4</b> 38,00 x 8,00 x 90,35 x 45°	<b>880223-4</b> 12,07 x 8,00 x 42,50   IN   EX
<b>855028-4</b> 38,10 x 8,00 x 91,80 x 45°	
<b>860215-4</b> 33,20 x 8,00 x 98,50 x 45°	<b>912801-8</b> Ø 8,00
<b>860218-99-4</b> 33,30 x 8,00 x 90,80 x 45°	<b>975001-8</b> Hydro
<b>865049-4</b> 33,00 x 8,00 x 98,50 x 45°	
<b>865084-4</b> 33,15 x 8,00 x 91,20 x 45°	

<b>81,000 mm</b>	<b>182</b>
------------------	------------

<b>1F ,</b>	
<b>855028-4</b> 38,10 x 8,00 x 91,80 x 45°	<b>M-8</b> <b>905002-1</b>
<b>865084-4</b> 33,15 x 8,00 x 91,20 x 45°	<b>912801-8</b> Ø 8,00
	<b>975002-8</b> Hydro

<b>81,000 mm</b>	<b>183</b>
------------------	------------

<b>ABS ,</b>	
<b>855028-4</b> 38,10 x 8,00 x 91,80 x 45°	<b>M-8</b> <b>905002-1</b>
<b>855099-4</b> 37,80 x 7,00 x 91,90 x 45°	
<b>860218-99-4</b> 33,30 x 8,00 x 90,80 x 45°	<b>912801-8</b> Ø 8,00
<b>860232-4</b> 33,00 x 7,00 x 91,00 x 45°	<b>975001-8</b> Hydro
<b>865084-4</b> 33,15 x 8,00 x 91,20 x 45°	<b>915001-8</b> Ø 7,00
	<b>975002-8</b> Hydro

<b>81,000 mm</b>	<b>184</b>
------------------	------------

<b>ACC ,</b>	
<b>855028-4</b> 38,10 x 8,00 x 91,80 x 45°	<b>M-8</b>
<b>855099-4</b> 37,80 x 7,00 x 91,90 x 45°	
<b>860232-4</b> 33,00 x 7,00 x 91,00 x 45°	<b>915001-8</b> Ø 7,00
<b>865084-4</b> 33,15 x 8,00 x 91,20 x 45°	<b>975002-8</b> Hydro





81,000 mm

185

ADZ ,

855028-4

38,10 x 8,00 x 91,80 x 45°

M-7

905002-1

855099-4

37,80 x 7,00 x 91,90 x 45°

M-8

860218-99-4

33,30 x 8,00 x 90,80 x 45°

912801-8

975001-8

860228-4

33,00 x 7,00 x 91,20 x 45°

915001-8

975002-8

860232-4

33,00 x 7,00 x 91,00 x 45°

Ø 8,00

Hydro

865084-4

33,15 x 8,00 x 91,20 x 45°

Ø 7,00

Hydro

81,000 mm

186

AGZ ,

855013-6

39,10 x 7,00 x 106,00 x 45°

880226-4

12,08 x 7,00 x 38,00 | IN | EX

M-7

855075-5

39,00 x 7,00 x 106,00 x 45°

855077-6

39,00 x 7,00 x 106,20 x 45°

865016-6

34,30 x 7,00 x 107,00 x 45°

915001-8

975001-8

865078-6

34,00 x 7,00 x 107,00 x 45°

Ø 7,00

Hydro

81,000 mm

187

ADP , AEH , AKL , APF ,

850227-4

39,60 x 7,00 x 91,85 x 45°

880227-4

12,08 x 7,00 x 36,00 | IN | EX

M-7

855022-4

39,55 x 7,00 x 91,85 x 45°

860228-4

33,00 x 7,00 x 91,20 x 45°

915001-8

975002-8

860232-4

33,00 x 7,00 x 91,00 x 45°

Ø 7,00

Hydro

81,000 mm

188

AQN , AYL , BDE ,

850235-5

31,15 x 6,00 x 102,20 x 45°

M-6

850263-6

31,10 x 6,00 x 136,20 x 45°

860264-6

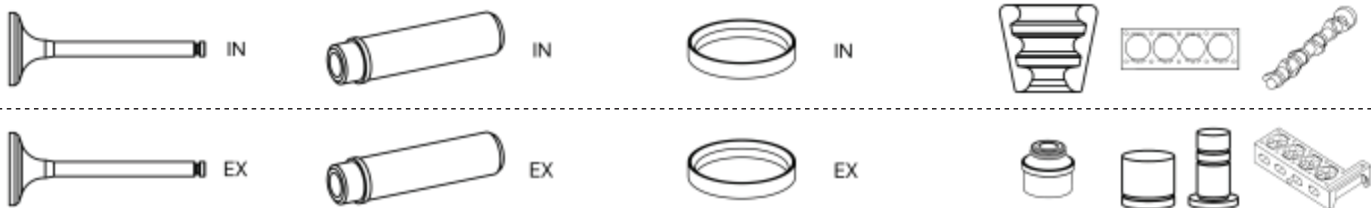
27,10 x 6,00 x 102,50 x 45°

915097-8

973506-8

Ø 6,00

Hydro



## 81,000 mm

189

AUE ,

850235-5

880228-4

M-6

31,15 x 6,00 x 102,20 x 45°

11,05 x 6,00 x 36,15 | IN | EX

850263-6

31,10 x 6,00 x 136,20 x 45°

860264-6

27,10 x 6,00 x 102,50 x 45°

915097-8

973506-8

Ø 6,00

Hydro

## 81,000 mm

190

ALZ , AVU , BFQ , BFS , BGU , BSE , BSF ,

850215-4

880217-4

M-6

39,60 x 6,00 x 94,00 x 45°

12,08 x 6,00 x 36,50 | IN | EX

860216-4

33,00 x 6,00 x 94,00 x 45°

915097-8

975013-8

Ø 6,00

Hydro

## 81,000 mm

191

CBAA , CBAB , CBBB , CBEA , CFFA , CFFB , CFGB , CFGC , CFHB , CLJA ,

850205-4

880230-4

M-6

515017-1

28,20 x 6,00 x 99,30 x 45°

10,06 x 6,00 x 42,00 | IN | EX

515018-1

860206-4

26,00 x 6,00 x 99,10 x 45°

915097-8

970227-8

Ø 6,00

Hydro

## 81,000 mm

192

CFMA ,

850229-4

26,90 x 6,00 x 105,09 x 45°

860230-4

29,90 x 6,00 x 103,90 x 45°

915097-8

Ø 6,00

## 81,000 mm

193

CHGA ,

850215-4

880217-4

M-6

905009-1

39,60 x 6,00 x 94,00 x 45°

12,08 x 6,00 x 36,50 | IN | EX

860216-4

33,00 x 6,00 x 94,00 x 45°

915097-8

Ø 6,00

## 81,000 mm

194

CRBB , DFLA , DFLD , DFMA ,

850205-4

28,20 x 6,00 x 99,30 x 45°

915097-8

Ø 6,00



81,000 mm

195

PL,

850221-4

32,10 x 7,00 x 95,60 x 45°

885090-4

12,07 x 7,00 x 38,00 | IN | EX

R-7

905002-1

915001-8

Ø 7,00

975001-8

Hydro

81,000 mm

196

ABN, RP,

855028-4

38,10 x 8,00 x 91,80 x 45°

M-8

905002-1

860218-99-4

33,30 x 8,00 x 90,80 x 45°

912801-8

Ø 8,00

975001-8

Hydro

865084-4

33,15 x 8,00 x 91,20 x 45°

81,000 mm

197

DBGC,

850205-4

28,20 x 6,00 x 99,30 x 45°

M-6

855021-4

28,50 x 5,00 x 110,25 x 45°

860206-4

26,00 x 6,00 x 99,10 x 45°

915097-8

Ø 6,00

970227-8

Hydro

81,000 mm

198

EV,

M-8

905002-1

860215-4

33,20 x 8,00 x 98,50 x 45°

912801-8

Ø 8,00

975001-8

Hydro

860218-99-4

33,30 x 8,00 x 90,80 x 45°

865049-4

33,00 x 8,00 x 98,50 x 45°

865084-4

33,15 x 8,00 x 91,20 x 45°

81,000 mm

199

1H,

912801-8

Ø 8,00

975001-8

Hydro

81,000 mm

200

2H,

855028-4

38,10 x 8,00 x 91,80 x 45°

M-8

905002-1

865084-4

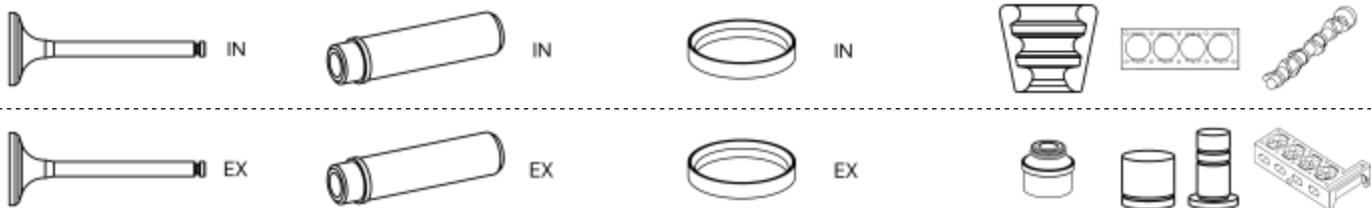
33,15 x 8,00 x 91,20 x 45°

912801-8

Ø 8,00

975001-8

Hydro



## 81,000 mm

201

AAA , AMY ,

**855075-5**

**880226-4**

**M-7**

39,00 x 7,00 x 106,00 x 45°

12,08 x 7,00 x 38,00 | IN | EX

**855077-6**

39,00 x 7,00 x 106,20 x 45°

**865078-6**

34,00 x 7,00 x 107,00 x 45°

**915001-8**

**975001-8**

Ø 7,00

Hydro

## 81,000 mm

202

AAC , AEK ,

**850227-4**

39,60 x 7,00 x 91,85 x 45°

**M-7**

**855022-4**

39,55 x 7,00 x 91,85 x 45°

**M-8**

**855083-4**

39,65 x 8,00 x 91,65 x 45°

**860218-99-4**

33,30 x 8,00 x 90,80 x 45°

**912801-8**

**975001-8**

Ø 8,00

Hydro

**860228-4**

33,00 x 7,00 x 91,20 x 45°

**915001-8**

**975002-8**

Ø 7,00

Hydro

**865084-4**

33,15 x 8,00 x 91,20 x 45°

## 81,000 mm

203

AAM ,

**855028-4**

38,10 x 8,00 x 91,80 x 45°

**M-7**

**905002-1**

**855099-4**

37,80 x 7,00 x 91,90 x 45°

**M-8**

**860218-99-4**

33,30 x 8,00 x 90,80 x 45°

**912801-8**

**975001-8**

Ø 8,00

Hydro

**860228-4**

33,00 x 7,00 x 91,20 x 45°

**915001-8**

**975002-8**

Ø 7,00

Hydro

**865084-4**

33,15 x 8,00 x 91,20 x 45°

## 81,000 mm

204

ACB , ADF ,

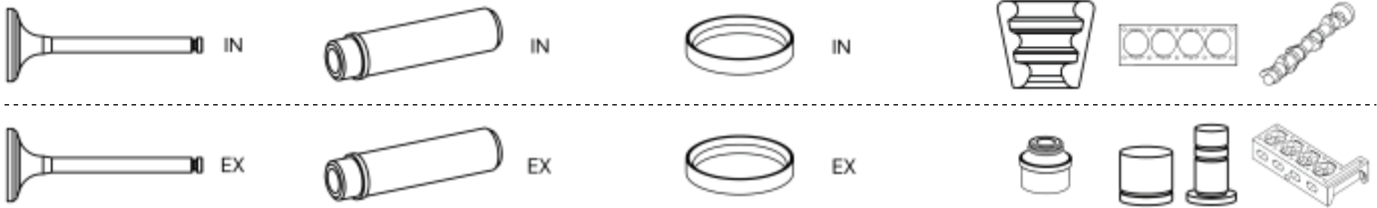
**905002-1**

**912801-8**

Ø 8,00

**915001-8**

Ø 7,00



81,000 mm

205

026.2 , ACR , UP ,

905002-1

81,000 mm

206

AAF , ACU ,

855083-4

39,65 x 8,00 x 91,65 x 45°

M-8

860218-99-4

33,30 x 8,00 x 90,80 x 45°

912801-8

Ø 8,00

975001-8

Hydro

865084-4

33,15 x 8,00 x 91,20 x 45°

975002-8

Hydro

81,000 mm

207

ACV , AGX , AHD , AHY , AJT , ANJ , APA , AUF , AVR , AXG , AXL , AYC , AYY , BBE , BBF ,

855038-4

36,05 x 7,00 x 96,90 x 45°

M-8

515003-1

855091-4

36,00 x 8,00 x 96,90 x 45°

855093-4

35,95 x 8,00 x 96,85 x 45°

865088-4

31,40 x 8,00 x 96,85 x 45°

912801-8

Ø 8,00

975001-8

Hydro

81,000 mm

208

ADD ,

855028-4

38,10 x 8,00 x 91,80 x 45°

M-8

865084-4

33,15 x 8,00 x 91,20 x 45°

915001-8

Ø 7,00

975002-8

Hydro

81,000 mm

209

AEN ,

855083-4

39,65 x 8,00 x 91,65 x 45°

M-8

860218-99-4

33,30 x 8,00 x 90,80 x 45°

912801-8

Ø 8,00

975001-8

Hydro

865084-4

33,15 x 8,00 x 91,20 x 45°

81,000 mm

210

AES ,

855075-5

39,00 x 7,00 x 106,00 x 45°

880226-4

12,08 x 7,00 x 38,00 | IN | EX

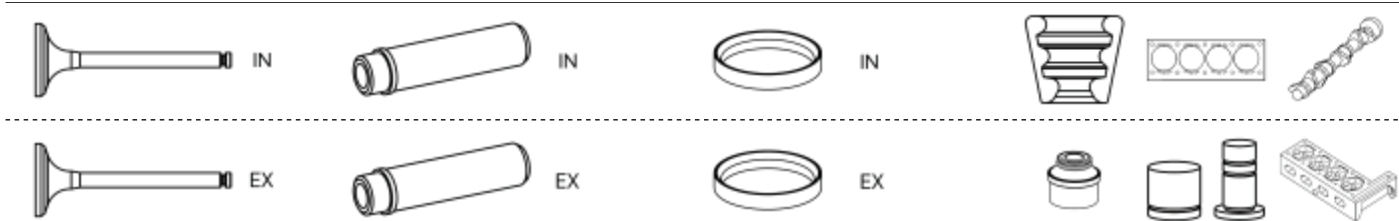
M-7

915001-8

Ø 7,00

975001-8

Hydro



<b>81,000 mm</b>	<b>211</b>
------------------	------------

AEU ,	
<b>855083-4</b>	<b>M-8</b>
39,65 x 8,00 x 91,65 x 45°	
<b>860218-99-4</b>	<b>912801-8</b> <b>975002-8</b>
33,30 x 8,00 x 90,80 x 45°	
<b>865084-4</b>	Ø 8,00      Hydro
33,15 x 8,00 x 91,20 x 45°	

<b>81,000 mm</b>	<b>212</b>
------------------	------------

AFE ,	
<b>905002-1</b>	
<b>915001-8</b>	
Ø 7,00	

<b>81,000 mm</b>	<b>213</b>
------------------	------------

AFV ,	
<b>850227-4</b>	
39,60 x 7,00 x 91,85 x 45°	
<b>855022-4</b>	
39,55 x 7,00 x 91,85 x 45°	

<b>81,000 mm</b>	<b>214</b>
------------------	------------

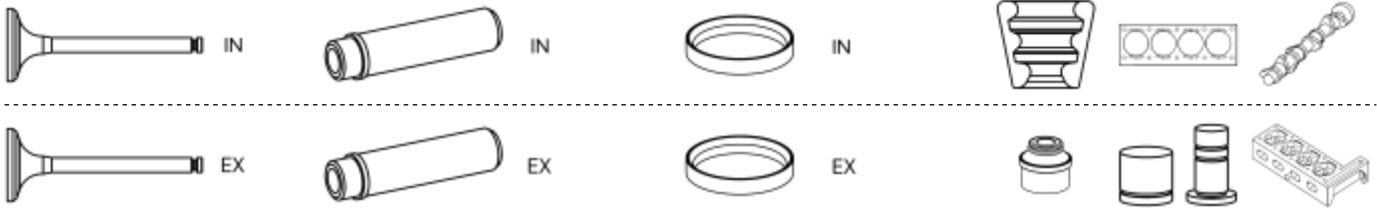
AFX ,	
<b>850227-4</b>	
39,60 x 7,00 x 91,85 x 45°	
<b>855022-4</b>	
39,55 x 7,00 x 91,85 x 45°	
<b>915001-8</b>	
Ø 7,00	

<b>81,000 mm</b>	<b>215</b>
------------------	------------

AJS , AYH ,	
<b>855087-4</b>	<b>880226-4</b>
35,90 x 7,00 x 90,00 x 45°      12,08 x 7,00 x 38,00   IN   EX	
<b>865092-4</b>	<b>915001-8</b> <b>975003-8</b>
31,60 x 7,00 x 89,90 x 45°	
Ø 7,00      Hydro	

<b>81,000 mm</b>	<b>216</b>
------------------	------------

AKS ,	
<b>850227-4</b>	<b>M-7</b>
39,60 x 7,00 x 91,85 x 45°	
<b>855022-4</b>	
39,55 x 7,00 x 91,85 x 45°	
<b>860228-4</b>	<b>915001-8</b> <b>975001-8</b>
33,00 x 7,00 x 91,20 x 45°	
Ø 7,00      Hydro	
<b>975002-8</b>	
Hydro	



81,000 mm

217

ANN ,

M-7

860228-4

33,00 x 7,00 x 91,20 x 45°

915001-8

Ø 7,00

975002-8

Hydro

81,000 mm

218

ANP ,

M-7

860228-4

33,00 x 7,00 x 91,20 x 45°

915001-8

Ø 7,00

81,000 mm

219

APL ,

M-8

855083-4

39,65 x 8,00 x 91,65 x 45°

865084-4

33,15 x 8,00 x 91,20 x 45°

912801-8

Ø 8,00

975002-8

Hydro

81,000 mm

220

ADR , AFY , AGN , APT , ARG ,

M-6

850229-4

26,90 x 6,00 x 105,09 x 45°

880228-4

11,05 x 6,00 x 36,15 | IN | EX

860234-4

30,00 x 6,00 x 104,20 x 45°

915097-8

Ø 6,00

975011-8

Hydro

860236-5

27,15 x 6,00 x 136,30 x 45°

975012-8

Hydro

81,000 mm

221

AQP ,

M-6

850235-5

31,15 x 6,00 x 102,20 x 45°

880228-4

11,05 x 6,00 x 36,15 | IN | EX

850263-6

31,10 x 6,00 x 136,20 x 45°

915097-8

Ø 6,00

860264-6

27,10 x 6,00 x 102,50 x 45°

81,000 mm

222

AHL , ANA , ARM ,

M-7

905009-1

850227-4

39,60 x 7,00 x 91,85 x 45°

880227-4

12,08 x 7,00 x 36,00 | IN | EX

855022-4

39,55 x 7,00 x 91,85 x 45°

915001-8

Ø 7,00

975002-8

Hydro

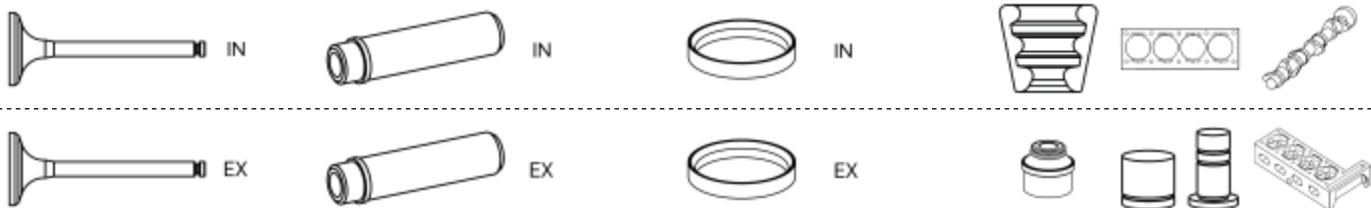
860228-4

33,00 x 7,00 x 91,20 x 45°

860232-4

33,00 x 7,00 x 91,00 x 45°





## 81,000 mm

**223**

AET, AVT,

**855083-4**

39,65 x 8,00 x 91,65 x 45°

**860218-99-4**

33,30 x 8,00 x 90,80 x 45°

**865084-4**

33,15 x 8,00 x 91,20 x 45°

**912801-8**

Ø 8,00

**975001-8**

Hydro

**975002-8**

Hydro

## 81,000 mm

**224**

AFT, AUR, AWH,

**850227-4**

39,60 x 7,00 x 91,85 x 45°

**855022-4**

39,55 x 7,00 x 91,85 x 45°

**860228-4**

33,00 x 7,00 x 91,20 x 45°

**860232-4**

33,00 x 7,00 x 91,00 x 45°

**M-7**

**915001-8**

Ø 7,00

**975002-8**

Hydro

## 81,000 mm

**225**

AEB, AGU, AJH, ANB, APH, APU, AQA, ARX, ARZ, AUM, AUQ, AVC, AWC, AWM, AWP, AWT, AWU, AWV, BBU, BJX, BKF, BNU,

**850229-4**

26,90 x 6,00 x 105,09 x 45°

**880228-4**

11,05 x 6,00 x 36,15 | IN | EX

**M-6**

**860230-4**

29,90 x 6,00 x 103,90 x 45°

**915097-8**

Ø 6,00

**975011-8**

Hydro

**975012-8**

Hydro

## 81,000 mm

**226**

AWW,

**975011-8**

Hydro

**975012-8**

Hydro

## 81,000 mm

**227**

AXE,

**855087-4**

35,90 x 7,00 x 90,00 x 45°

**865092-4**

31,60 x 7,00 x 89,90 x 45°

**M-7**

**515021-1**

**915001-8**

Ø 7,00

**975003-8**

Hydro

**485021-1**

## 81,000 mm

**228**

AYD,

**850215-4**

39,60 x 6,00 x 94,00 x 45°

**880217-4**

12,08 x 6,00 x 36,50 | IN | EX

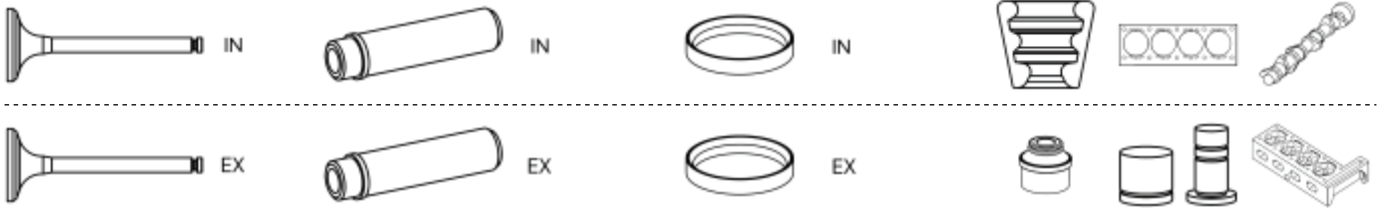
**M-6**

**915097-8**

Ø 6,00

**975013-8**

Hydro



81,000 mm

229

AMV , AZX , BDF ,

850235-5

31,15 x 6,00 x 102,20 x 45°

M-6

850263-6

31,10 x 6,00 x 136,20 x 45°

860264-6

27,10 x 6,00 x 102,50 x 45°

915097-8

Ø 6,00

81,000 mm

230

BAF ,

850229-4

26,90 x 6,00 x 105,09 x 45°

880228-4

11,05 x 6,00 x 36,15 | IN | EX

860230-4

29,90 x 6,00 x 103,90 x 45°

915097-8

Ø 6,00

81,000 mm

231

ANF , ANG , ANH , BBR , BCT , BCU , BCV , BTW ,

855038-4

36,05 x 7,00 x 96,90 x 45°

M-8

515003-1

855093-4

35,95 x 8,00 x 96,85 x 45°

865088-4

31,40 x 8,00 x 96,85 x 45°

912801-8

Ø 8,00

81,000 mm

232

BDJ , BDK , BGW , BHW , BST ,

850241-4

36,00 x 7,00 x 89,50 x 45°

M-7

860244-4

31,60 x 7,00 x 89,00 x 45°

915001-8

975003-8

485020-1

Ø 7,00

Hydro

81,000 mm

233

BJJ , BJK , B JL , BJM ,

855091-4

36,00 x 8,00 x 96,90 x 45°

M-8

515003-1

855093-4

35,95 x 8,00 x 96,85 x 45°

865088-4

31,40 x 8,00 x 96,85 x 45°

912801-8

975001-8

Ø 8,00

Hydro

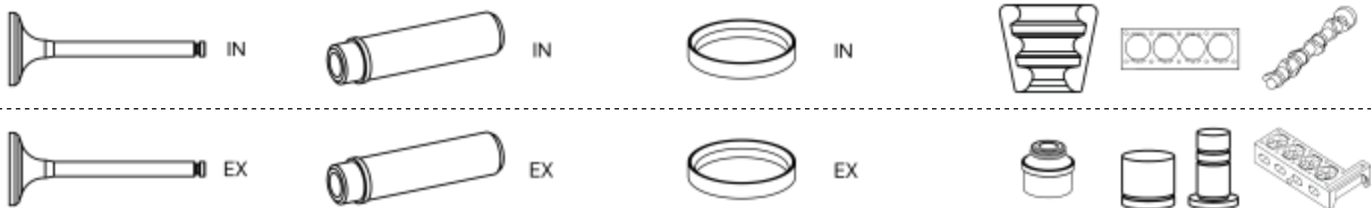
81,000 mm

234

AFP , B JF , B JY , BKU , BKW , BNY , BUR , BWX , CMR , UNF , UPD , UVC ,

915001-8

Ø 7,00



<b>81,000 mm</b>	<b>235</b>
------------------	------------

<b>AXD , BAC , BLJ , BLK ,</b>				
<b>855087-4</b>	<b>880226-4</b>	<b>M-7</b>	<b>515021-1</b>	
35,90 x 7,00 x 90,00 x 45°	12,08 x 7,00 x 38,00   IN   EX			
<b>865092-4</b>		<b>915001-8</b>	<b>975003-8</b>	<b>485021-1</b>
31,60 x 7,00 x 89,90 x 45°		Ø 7,00	Hydro	

<b>81,000 mm</b>	<b>236</b>
------------------	------------

<b>BKP , BMA , BMR ,</b>				
<b>850275-4</b>				<b>515018-1</b>
29,40 x 6,00 x 88,50 x 45°				
<b>850277-4</b>				
29,20 x 6,00 x 87,80 x 45°				
<b>860278-4</b>		<b>915097-8</b>	<b>485022-1</b>	
25,50 x 6,00 x 87,50 x 45°		Ø 6,00		

<b>81,000 mm</b>	<b>237</b>
------------------	------------

<b>BMP , BRT , BVH ,</b>				
<b>850241-4</b>				<b>515014-C-1</b>
36,00 x 7,00 x 89,50 x 45°				
<b>860244-4</b>		<b>915001-8</b>	<b>975003-8</b>	<b>485020-1</b>
31,60 x 7,00 x 89,00 x 45°		Ø 7,00	Hydro	

<b>81,000 mm</b>	<b>238</b>
------------------	------------

<b>BNZ , BPC , BPD , BPE ,</b>				
<b>850241-4</b>				<b>M-7</b>
36,00 x 7,00 x 89,50 x 45°				
<b>860244-4</b>		<b>915001-8</b>	<b>975003-8</b>	<b>485021-1</b>
31,60 x 7,00 x 89,00 x 45°		Ø 7,00	Hydro	

<b>81,000 mm</b>	<b>239</b>
------------------	------------

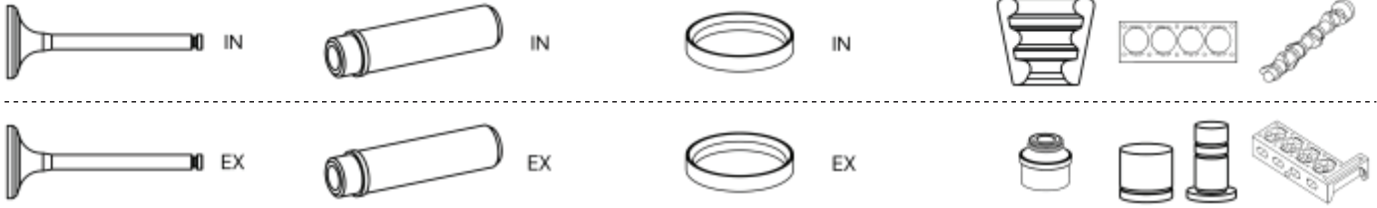
<b>BUZ , BVE , BWV ,</b>				
<b>850275-4</b>				
29,40 x 6,00 x 88,50 x 45°				
<b>850277-4</b>				
29,20 x 6,00 x 87,80 x 45°				
<b>860278-4</b>		<b>915097-8</b>	<b>485022-1</b>	
25,50 x 6,00 x 87,50 x 45°		Ø 6,00		

<b>81,000 mm</b>	<b>240</b>
------------------	------------

<b>BVB ,</b>				
			<b>975003-8</b>	
			Hydro	

<b>81,000 mm</b>	<b>241</b>
------------------	------------

<b>BVD ,</b>				
			<b>915097-8</b>	<b>975003-8</b>
			Ø 6,00	Hydro



81,000 mm

242

BWF ,

850241-4

880226-4

M-7

36,00 x 7,00 x 89,50 x 45°

12,08 x 7,00 x 38,00 | IN | EX

860244-4

915001-8

975003-8

31,60 x 7,00 x 89,00 x 45°

Ø 7,00

Hydro

81,000 mm

243

CBHA , CBJB ,

850241-4

M-7

36,00 x 7,00 x 89,50 x 45°

860244-4

915001-8

31,60 x 7,00 x 89,00 x 45°

Ø 7,00

81,000 mm

244

CBKA ,

850241-4

M-7

36,00 x 7,00 x 89,50 x 45°

860244-4

915001-8

485020-1

31,60 x 7,00 x 89,00 x 45°

Ø 7,00

81,000 mm

245

BLE , CBWA ,

850241-4

M-7

36,00 x 7,00 x 89,50 x 45°

860244-4

915001-8

975003-8

31,60 x 7,00 x 89,00 x 45°

Ø 7,00

Hydro

81,000 mm

246

CEBA , CEBB , CECA , CECB ,

855091-4

M-8

36,00 x 8,00 x 96,90 x 45°

855093-4

35,95 x 8,00 x 96,85 x 45°

865088-4

912801-8

975001-8

31,40 x 8,00 x 96,85 x 45°

Ø 8,00

Hydro

81,000 mm

247

CAAA , CAAB , CAAC , CAAD , CAAE , CBAC , CBBA , CBDA , CBDDB , CBDDC , CCHA , CCHB , CDBA , CDCA , CEGA , CFCA , CFFD , CFFE , CFHC , CFHE , CFHF , CFJA , CFJB , CJAA , CKTB , CKTC , CKUB , CKUC , CLCA , CLCB , CLLA , CNEA , CNFA , CNFB , CSHA , CSLB ,

850205-4

M-6

515017-1

28,20 x 6,00 x 99,30 x 45°

515018-1

860206-4

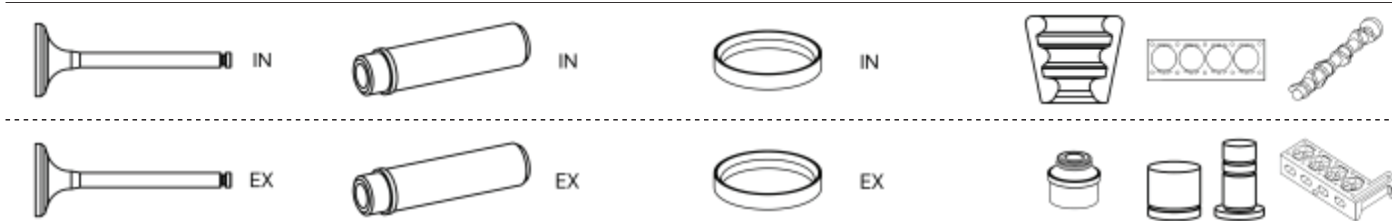
915097-8

970227-8

26,00 x 6,00 x 99,10 x 45°

Ø 6,00

Hydro



<b>81,000 mm</b>	<b>248</b>
------------------	------------

CSLA , CSLC ,	
<b>850205-4</b> 28,20 x 6,00 x 99,30 x 45°	<b>M-6</b> <b>515018-1</b>
<b>860206-4</b> 26,00 x 6,00 x 99,10 x 45°	<b>915097-8</b> Ø 6,00

<b>81,000 mm</b>	<b>249</b>
------------------	------------

CKRA , CSNA , CUVA ,	
<b>850205-4</b> 28,20 x 6,00 x 99,30 x 45°	<b>M-6</b> <b>515018-1</b>
<b>860206-4</b> 26,00 x 6,00 x 99,10 x 45°	<b>915097-8</b> <b>970227-8</b> Ø 6,00      Hydro

<b>81,000 mm</b>	<b>250</b>
------------------	------------

CRLB , CUNA , DFGA , DFHA ,	
<b>850205-4</b> 28,20 x 6,00 x 99,30 x 45°	<b>880230-4</b> <b>M-6</b>
<b>855021-4</b> 28,50 x 5,00 x 110,25 x 45°	
<b>860206-4</b> 26,00 x 6,00 x 99,10 x 45°	<b>915097-8</b> <b>970227-8</b> Ø 6,00      Hydro

<b>81,000 mm</b>	<b>251</b>
------------------	------------

CRFD , CRGB , CRLD , CUUC , CYKB , CYKC , DBGB , DCYB , DFCA , DFEA , DFEB , DFGB , DFGC , DFSD , DFSE , DFSF ,	
<b>850205-4</b> 28,20 x 6,00 x 99,30 x 45°	<b>M-6</b>
<b>860206-4</b> 26,00 x 6,00 x 99,10 x 45°	<b>915097-8</b> Ø 6,00

<b>81,000 mm</b>	<b>252</b>
------------------	------------

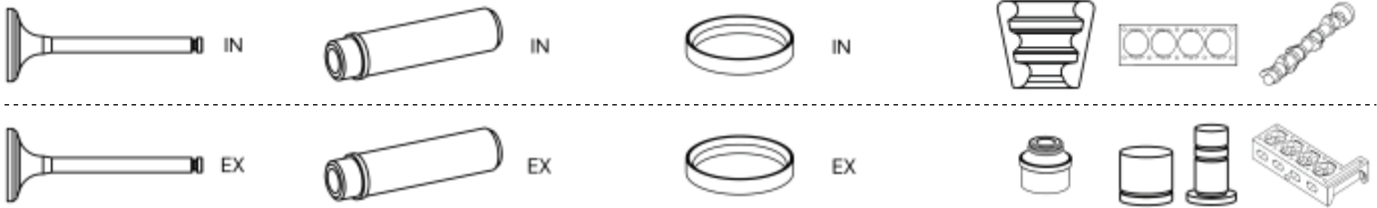
CRBC , CUVC , CUWA ,	
<b>850205-4</b> 28,20 x 6,00 x 99,30 x 45°	<b>880230-4</b> <b>M-6</b>
<b>860206-4</b> 26,00 x 6,00 x 99,10 x 45°	<b>915097-8</b> <b>970227-8</b> Ø 6,00      Hydro

<b>81,000 mm</b>	<b>253</b>
------------------	------------

CUAA , CUVE , CUXA , CVCA , DFFA ,	
	<b>915097-8</b> <b>970227-8</b> Ø 6,00      Hydro

<b>81,000 mm</b>	<b>254</b>
------------------	------------

Cxec , CXGD , CXHB , CXHC , DSRA , DSRB ,	
<b>855025-4</b> 28,00 x 5,00 x 99,30 x 45°	<b>M-5</b>
<b>865026-4</b> 25,00 x 5,00 x 99,30 x 45°	



**81,000 mm**

**255**

CXGA , CXGB ,

**855025-4**

28,00 x 5,00 x 99,30 x 45°

**M-5**

**515018-1**

**865026-4**

25,00 x 5,00 x 99,30 x 45°

**970227-8**

Hydro

**81,000 mm**

**256**

CXEB , CXFA , CXHA , DAUA , DAUB , DAVA ,

**855025-4**

28,00 x 5,00 x 99,30 x 45°

**M-5**

**865026-4**

25,00 x 5,00 x 99,30 x 45°

**970227-8**

Hydro

**81,000 mm**

**257**

DASA , DASB , DASC , DAWA ,

**970227-8**

Hydro

**81,000 mm**

**258**

CKFC , CRGA , CRMB , CRVA , CRVC , CUUA , CUUB , CUUD , CUUE , CUUF , DDAA , DFSB , DFSC ,

**850205-4**

28,20 x 6,00 x 99,30 x 45°

**M-6**

**860206-4**

26,00 x 6,00 x 99,10 x 45°

**915097-8**

Ø 6,00

**970227-8**

Hydro

**81,000 mm**

**259**

CRFC , CRUA , CUPA , DBGA , DCYA , DGCA , DJGA ,

**850205-4**

28,20 x 6,00 x 99,30 x 45°

**880230-4**

10,06 x 6,00 x 42,00 | IN | EX

**M-6**

**860206-4**

26,00 x 6,00 x 99,10 x 45°

**915097-8**

Ø 6,00

**81,000 mm**

**260**

DX ,

**855046-4**

40,00 x 8,00 x 98,50 x 45°

**M-8**

**905002-1**

**860215-4**

33,20 x 8,00 x 98,50 x 45°

**912801-8**

Ø 8,00

**975001-8**

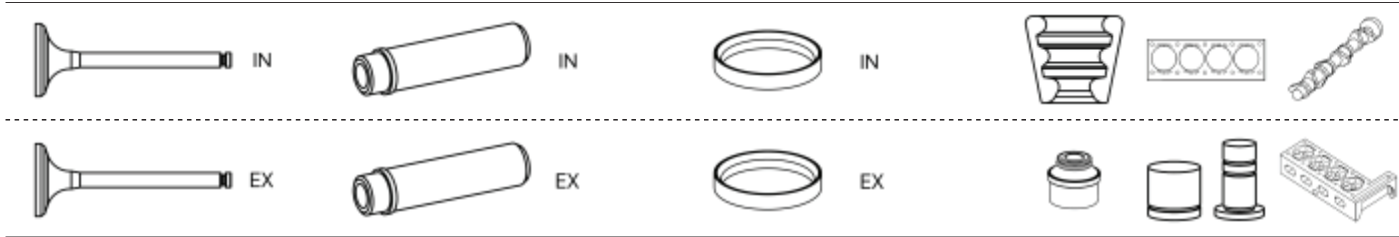
Hydro

**865049-4**

33,00 x 8,00 x 98,50 x 45°

**865084-4**

33,15 x 8,00 x 91,20 x 45°



**81,000 mm** **261**

EWA ,

905002-1

912801-8 975001-8  
Ø 8,00 Hydro

**81,000 mm** **262**

EX ,

**850217-4** **M-8** **905002-1**  
38,00 x 8,00 x 90,35 x 45°

**855028-4**  
38,10 x 8,00 x 91,80 x 45°

**860215-4** **912801-8** **975001-8**  
33,20 x 8,00 x 98,50 x 45°  
Ø 8,00 Hydro

**860218-99-4**  
33,30 x 8,00 x 90,80 x 45°

**865049-4**  
33,00 x 8,00 x 98,50 x 45°

**865084-4**  
33,15 x 8,00 x 91,20 x 45°

**81,000 mm** **263**

GU ,

**850217-4** **M-8** **905002-1**  
38,00 x 8,00 x 90,35 x 45°

**855028-4**  
38,10 x 8,00 x 91,80 x 45°

**855048-4**  
38,00 x 8,00 x 98,70 x 45°

**860215-4** **912801-8** **975001-8**  
33,20 x 8,00 x 98,50 x 45°  
Ø 8,00 Hydro

**860218-99-4**  
33,30 x 8,00 x 90,80 x 45°

**865049-4**  
33,00 x 8,00 x 98,50 x 45°

**865084-4**  
33,15 x 8,00 x 91,20 x 45°





81,000 mm

264

GX,

850217-4

38,00 x 8,00 x 90,35 x 45°

M-8

905002-1

860215-4

33,20 x 8,00 x 98,50 x 45°

912801-8

975001-8

Ø 8,00

Hydro

860218-99-4

33,30 x 8,00 x 90,80 x 45°

865049-4

33,00 x 8,00 x 98,50 x 45°

865084-4

33,15 x 8,00 x 91,20 x 45°

81,000 mm

265

HN,

850217-4

38,00 x 8,00 x 90,35 x 45°

M-8

905002-1

855048-4

38,00 x 8,00 x 98,70 x 45°

860215-4

33,20 x 8,00 x 98,50 x 45°

912801-8

975001-8

Ø 8,00

Hydro

865049-4

33,00 x 8,00 x 98,50 x 45°

865084-4

33,15 x 8,00 x 91,20 x 45°

81,000 mm

266

HT,

855083-4

39,65 x 8,00 x 91,65 x 45°

M-8

905002-1

865084-4

33,15 x 8,00 x 91,20 x 45°

912801-8

975001-8

Ø 8,00

Hydro

81,000 mm

267

GZ, JH,

905002-1

860218-99-4

33,30 x 8,00 x 90,80 x 45°

912801-8

975001-8

Ø 8,00

Hydro

81,000 mm

268

JJ,

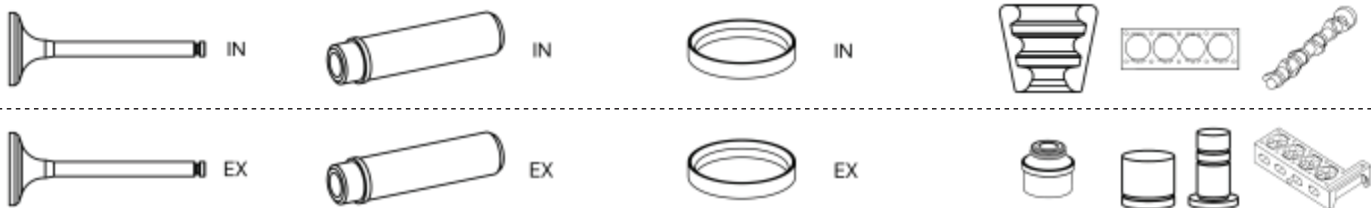
855046-4

40,00 x 8,00 x 98,50 x 45°

905002-1

912801-8

Ø 8,00



<b>81,000 mm</b>	<b>269</b>
------------------	------------

<b>JV ,</b>	
<b>850217-4</b> 38,00 x 8,00 x 90,35 x 45°	<b>880223-4</b> 12,07 x 8,00 x 42,50   IN   EX
<b>855028-4</b> 38,10 x 8,00 x 91,80 x 45°	
<b>855048-4</b> 38,00 x 8,00 x 98,70 x 45°	
<b>860215-4</b> 33,20 x 8,00 x 98,50 x 45°	<b>912801-8</b> Ø 8,00
<b>865049-4</b> 33,00 x 8,00 x 98,50 x 45°	<b>975001-8</b> Hydro
<b>865084-4</b> 33,15 x 8,00 x 91,20 x 45°	

<b>81,000 mm</b>	<b>270</b>
------------------	------------

<b>KR ,</b>	
<b>850221-4</b> 32,10 x 7,00 x 95,60 x 45°	<b>885090-4</b> 12,07 x 7,00 x 38,00   IN   EX
	<b>915001-8</b> Ø 7,00
	<b>975001-8</b> Hydro
	<b>975002-8</b> Hydro

<b>81,000 mm</b>	<b>271</b>
------------------	------------

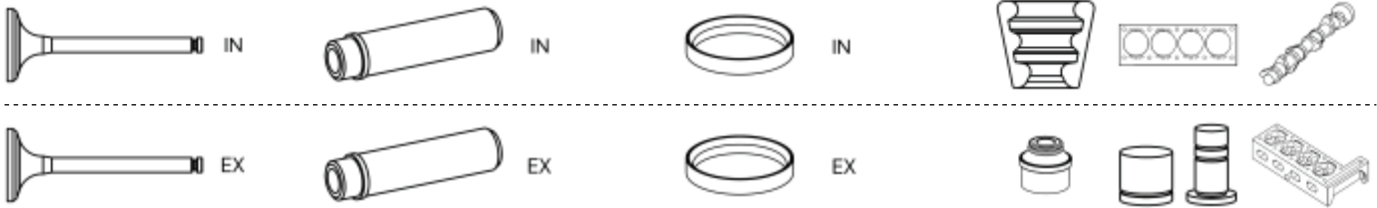
<b>1P , KT , PB , PF ,</b>	
<b>855083-4</b> 39,65 x 8,00 x 91,65 x 45°	<b>M-8</b> <b>905002-1</b>
<b>860218-99-4</b> 33,30 x 8,00 x 90,80 x 45°	<b>912801-8</b> Ø 8,00
<b>865084-4</b> 33,15 x 8,00 x 91,20 x 45°	<b>975001-8</b> Hydro

<b>81,000 mm</b>	<b>272</b>
------------------	------------

<b>PD ,</b>	
<b>855028-4</b> 38,10 x 8,00 x 91,80 x 45°	<b>M-8</b>
<b>860218-99-4</b> 33,30 x 8,00 x 90,80 x 45°	<b>912801-8</b> Ø 8,00
<b>865084-4</b> 33,15 x 8,00 x 91,20 x 45°	<b>975001-8</b> Hydro

<b>81,000 mm</b>	<b>273</b>
------------------	------------

<b>PG ,</b>	
<b>855083-4</b> 39,65 x 8,00 x 91,65 x 45°	<b>M-8</b>
<b>865084-4</b> 33,15 x 8,00 x 91,20 x 45°	<b>912801-8</b> Ø 8,00
	<b>975001-8</b> Hydro



81,000 mm

274

PP ,					
<b>855028-4</b>	<b>880223-4</b>		<b>M-8</b>	<b>905002-1</b>	
38,10 x 8,00 x 91,80 x 45°	12,07 x 8,00 x 42,50   IN   EX				
<b>860218-99-4</b>			<b>912801-8</b>	<b>975001-8</b>	
33,30 x 8,00 x 90,80 x 45°			Ø 8,00	Hydro	
<b>865084-4</b>					
33,15 x 8,00 x 91,20 x 45°					

81,000 mm

275

RD ,					
			<b>M-8</b>	<b>905002-1</b>	
<b>860218-99-4</b>			<b>912801-8</b>	<b>975001-8</b>	
33,30 x 8,00 x 90,80 x 45°			Ø 8,00	Hydro	
<b>865084-4</b>					
33,15 x 8,00 x 91,20 x 45°					

81,000 mm

276

PN , RE , RF , RH , RL ,					
<b>850217-4</b>			<b>M-8</b>	<b>905002-1</b>	
38,00 x 8,00 x 90,35 x 45°					
<b>860218-99-4</b>			<b>912801-8</b>	<b>975001-8</b>	
33,30 x 8,00 x 90,80 x 45°			Ø 8,00	Hydro	
<b>865084-4</b>					
33,15 x 8,00 x 91,20 x 45°					

81,000 mm

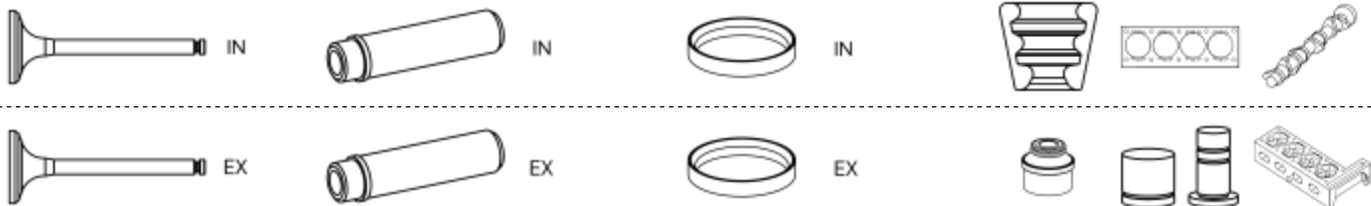
277

RM ,					
<b>855028-4</b>			<b>M-8</b>	<b>905002-1</b>	
38,10 x 8,00 x 91,80 x 45°					
<b>855099-4</b>					
37,80 x 7,00 x 91,90 x 45°					
<b>860218-99-4</b>			<b>912801-8</b>	<b>975001-8</b>	
33,30 x 8,00 x 90,80 x 45°			Ø 8,00	Hydro	
<b>865084-4</b>					
33,15 x 8,00 x 91,20 x 45°					

81,000 mm

278

UDB , UDH , UD ,					
			<b>912801-8</b>		
			Ø 8,00		
			<b>915001-8</b>		
			Ø 7,00		



## 81,000 mm

279

UEE , UEG , UNC ,

912801-8

Ø 8,00

## 82,000 mm

280

ABV ,

855013-6

880226-4

M-7

39,10 x 7,00 x 106,00 x 45°

12,08 x 7,00 x 38,00 | IN | EX

855077-6

39,00 x 7,00 x 106,20 x 45°

865016-6

915001-8

975001-8

34,30 x 7,00 x 107,00 x 45°

Ø 7,00

Hydro

## 82,500 mm

281

CCZC ,

850247-4

880228-4

M-6

33,90 x 6,00 x 104,00 x 45°

11,05 x 6,00 x 36,15 | IN | EX

855021-4

M-5

28,50 x 5,00 x 110,25 x 45°

860248-4

915097-8

975013-8

28,10 x 6,00 x 102,00 x 45°

Ø 6,00

Hydro

865022-4

25,00 x 5,00 x 110,10 x 30°

## 82,500 mm

282

CDA A ,

850247-4

880228-4

M-6

33,90 x 6,00 x 104,00 x 45°

11,05 x 6,00 x 36,15 | IN | EX

860246-4

915097-8

975013-8

28,10 x 6,00 x 101,90 x 45°

Ø 6,00

Hydro

## 82,500 mm

283

CNTC ,

M-6

860248-4

915097-8

975013-8

28,10 x 6,00 x 102,00 x 45°

Ø 6,00

Hydro

## 82,500 mm

284

ACK , AGE , ALG , ALT , AMX , APR , AQD , ATQ , ATX , BBG ,

850229-4

880228-4

M-6

26,90 x 6,00 x 105,09 x 45°

11,05 x 6,00 x 36,15 | IN | EX

860234-4

915097-8

975011-8

30,00 x 6,00 x 104,20 x 45°

Ø 6,00

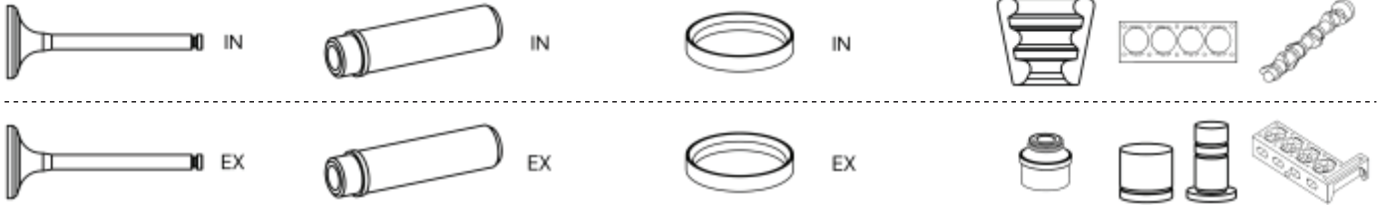
Hydro

860236-5

975012-8

27,15 x 6,00 x 136,30 x 45°

Hydro



82,500 mm

285

CJXA , CJXD , CJXE , CJXG , CJXH , CNTA , CPLA , CPPA , CULC , CXCA , CXCB , CXDA , CYRC , CZPA , CZPC , DDSA , DJHA , DJHB , DJHC , DJJA , DKZC , DLBA , DLRA , DLRB , DMFA , DNJA , DNUA , DNUC , DNUE , DRFA ,

M-6

915097-8

Ø 6,00

82,500 mm

286

ACX ,

850227-4

39,60 x 7,00 x 91,85 x 45°

M-7

855022-4

39,55 x 7,00 x 91,85 x 45°

M-8

855083-4

39,65 x 8,00 x 91,65 x 45°

860228-4

33,00 x 7,00 x 91,20 x 45°

975001-8

Hydro

865084-4

33,15 x 8,00 x 91,20 x 45°

975002-8

Hydro

82,500 mm

287

112 ,

K-8

82,500 mm

288

ABF ,

855007-4

32,00 x 7,00 x 95,50 x 45°

880229-4

13,00 x 7,00 x 35,00 | IN

M-7

865006-4

27,00 x 7,00 x 98,20 x 45°

915001-8

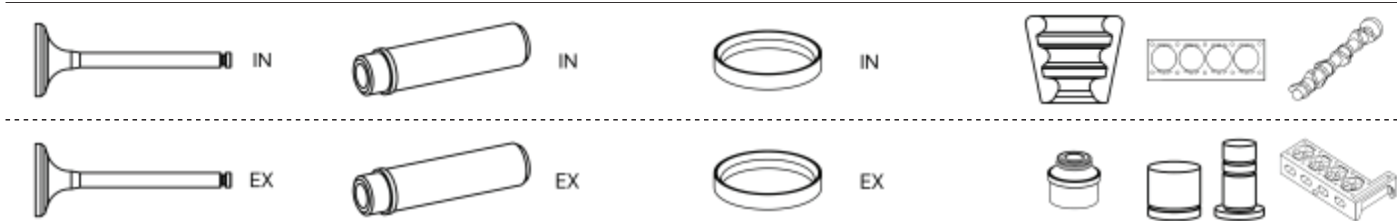
Ø 7,00

975001-8

Hydro

975002-8

Hydro



<b>82,500 mm</b>	<b>289</b>
------------------	------------

<b>2E , ADY ,</b>	
<b>850227-4</b>	<b>M-7</b>
39,60 x 7,00 x 91,85 x 45°	
<b>855022-4</b>	<b>M-8</b>
39,55 x 7,00 x 91,85 x 45°	
<b>855083-4</b>	
39,65 x 8,00 x 91,65 x 45°	
<b>860218-99-4</b>	<b>912801-8</b> <b>975001-8</b>
33,30 x 8,00 x 90,80 x 45°	Ø 8,00    Hydro
<b>860228-4</b>	<b>915001-8</b> <b>975002-8</b>
33,00 x 7,00 x 91,20 x 45°	Ø 7,00    Hydro
<b>860232-4</b>	
33,00 x 7,00 x 91,00 x 45°	
<b>865084-4</b>	
33,15 x 8,00 x 91,20 x 45°	

<b>82,500 mm</b>	<b>290</b>
------------------	------------

<b>CJSA , CJXC , DAJB ,</b>	
<b>880228-4</b>	<b>M-6</b>
11,05 x 6,00 x 36,15   IN   EX	
<b>860246-4</b>	<b>915097-8</b> <b>975013-8</b>
28,10 x 6,00 x 101,90 x 45°	Ø 6,00    Hydro

<b>82,500 mm</b>	<b>291</b>
------------------	------------

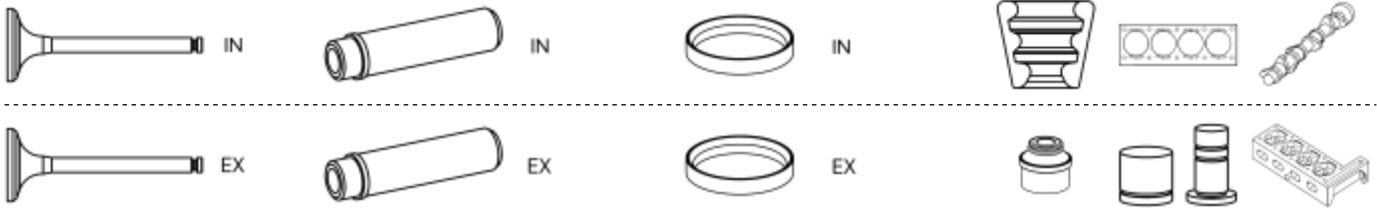
<b>AXW , BLR , BLX , BLY , BVX , BVY , BVZ ,</b>	
<b>850245-4</b>	<b>880228-4</b> <b>M-6</b>
33,90 x 6,00 x 104,00 x 45°	11,05 x 6,00 x 36,15   IN   EX
<b>860246-4</b>	<b>915097-8</b> <b>975013-8</b>
28,10 x 6,00 x 101,90 x 45°	Ø 6,00    Hydro

<b>82,500 mm</b>	<b>292</b>
------------------	------------

<b>CEAA , CGMA ,</b>	
<b>850247-4</b>	<b>M-6</b>
33,90 x 6,00 x 104,00 x 45°	
<b>860248-4</b>	<b>915097-8</b>
28,10 x 6,00 x 102,00 x 45°	Ø 6,00

<b>82,500 mm</b>	<b>293</b>
------------------	------------

<b>CEA ,</b>	
<b>850247-4</b>	<b>M-6</b>
33,90 x 6,00 x 104,00 x 45°	
<b>860248-4</b>	<b>915097-8</b> <b>975013-8</b>
28,10 x 6,00 x 102,00 x 45°	Ø 6,00    Hydro


**82,500 mm**
**294**

9A ,

**850221-4**

32,10 x 7,00 x 95,60 x 45°

**880226-4**

12,08 x 7,00 x 38,00 | IN | EX

**R-7**
**915001-8**

Ø 7,00

**975001-8**

Hydro

**82,500 mm**
**295**

ABA ,

**915001-8**

Ø 7,00

**975002-8**

Hydro

**82,500 mm**
**296**

ADC ,

**850227-4**

39,60 x 7,00 x 91,85 x 45°

**M-7**
**855022-4**

39,55 x 7,00 x 91,85 x 45°

**M-8**
**855083-4**

39,65 x 8,00 x 91,65 x 45°

**860228-4**

33,00 x 7,00 x 91,20 x 45°

**915001-8**

Ø 7,00

**975002-8**

Hydro

**865084-4**

33,15 x 8,00 x 91,20 x 45°

**82,500 mm**
**297**

AEP ,

**850227-4**

39,60 x 7,00 x 91,85 x 45°

**M-7**
**855022-4**

39,55 x 7,00 x 91,85 x 45°

**M-8**
**855083-4**

39,65 x 8,00 x 91,65 x 45°

**860218-99-4**

33,30 x 8,00 x 90,80 x 45°

**915001-8**

Ø 7,00

**975001-8**

Hydro

**860228-4**

33,00 x 7,00 x 91,20 x 45°

**975002-8**

Hydro

**82,500 mm**
**298**

AEG , AGG , APK , AQY , ATM , ATU , AVH , AWF , AWG , AXA , AZG , AZH , AZJ , AZM , BSX , CBPA ,

**850227-4**

39,60 x 7,00 x 91,85 x 45°

**M-7**
**855022-4**

39,55 x 7,00 x 91,85 x 45°

**860228-4**

33,00 x 7,00 x 91,20 x 45°

**915001-8**

Ø 7,00

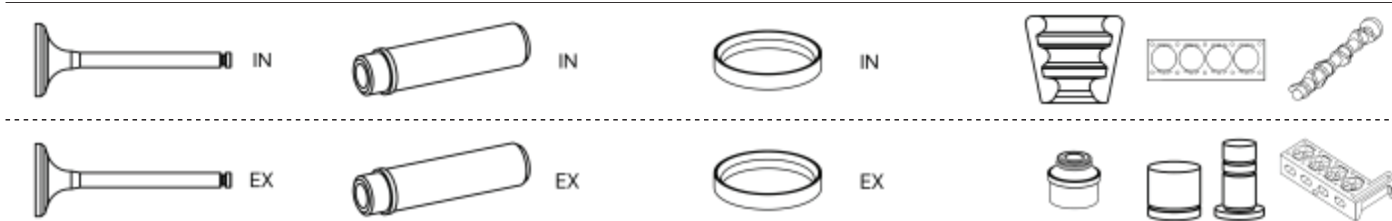
**975002-8**

Hydro

**860232-4**

33,00 x 7,00 x 91,00 x 45°





**82,500 mm** **299**

BBX ,

<b>850227-4</b>		<b>M-7</b>
39,60 x 7,00 x 91,85 x 45°		
<b>855022-4</b>		
39,55 x 7,00 x 91,85 x 45°		
<b>860228-4</b>		<b>915001-8</b>
33,00 x 7,00 x 91,20 x 45°		Ø 7,00
<b>860232-4</b>		
33,00 x 7,00 x 91,00 x 45°		

**82,500 mm** **300**

BEF ,

<b>860228-4</b>		<b>915001-8</b>
33,00 x 7,00 x 91,20 x 45°		Ø 7,00

**82,500 mm** **301**

AKR , BDC , BEH , BEJ , BER , BEV , BGD , BHP , BHY ,

<b>850227-4</b>		<b>M-7</b>
39,60 x 7,00 x 91,85 x 45°		
<b>855022-4</b>		
39,55 x 7,00 x 91,85 x 45°		
<b>860228-4</b>		<b>915001-8</b> <b>975002-8</b>
33,00 x 7,00 x 91,20 x 45°		Ø 7,00 Hydro

**82,500 mm** **302**

BGP , BPR , BPS ,

<b>850255-5</b>	<b>880228-4</b>	<b>M-6</b>
32,50 x 6,00 x 104,00 x 45°	11,05 x 6,00 x 36,15   IN   EX	
<b>860246-4</b>		<b>915097-8</b> <b>975013-8</b>
28,10 x 6,00 x 101,90 x 45°		Ø 6,00 Hydro

**82,500 mm** **303**

BGQ , BTK , CBTA , CBUA , CCCA ,

<b>850255-5</b>	<b>880228-4</b>	<b>M-6</b>
32,50 x 6,00 x 104,00 x 45°	11,05 x 6,00 x 36,15   IN   EX	
<b>860246-4</b>		<b>915097-8</b>
28,10 x 6,00 x 101,90 x 45°		Ø 6,00

**82,500 mm** **304**

ASU , AUZ , BBW , BFF , BJZ , BNL , BTL , BZF , CENA , CGZA , CGZ , CKJA , UQG ,

		<b>915001-8</b>
		Ø 7,00



82,500 mm

305

AXX , BPY , BWA , CDLA ,

850247-4

880228-4

M-6

33,90 x 6,00 x 104,00 x 45°

11,05 x 6,00 x 36,15 | IN | EX

860248-4

28,10 x 6,00 x 102,00 x 45°

915097-8

975013-8

Ø 6,00

Hydro

82,500 mm

306

CBSA ,

M-7

860228-4

33,00 x 7,00 x 91,20 x 45°

915001-8

Ø 7,00

860232-4

33,00 x 7,00 x 91,00 x 45°

82,500 mm

307

BYD , BZB , CAWA , CAWB , CBFA , CCTA , CCTB , CCZA , CCZB , CCZD , CDLC , CDLF , CDLJ , CFPA , CJK , CJKB ,

850247-4

880228-4

M-6

33,90 x 6,00 x 104,00 x 45°

11,05 x 6,00 x 36,15 | IN | EX

860248-4

28,10 x 6,00 x 102,00 x 45°

915097-8

Ø 6,00

82,500 mm

308

CDLG , CDLK , CRZA ,

850247-4

33,90 x 6,00 x 104,00 x 45°

915097-8

Ø 6,00

82,500 mm

309

CFEA ,

850205-4

28,20 x 6,00 x 99,30 x 45°

M-6

850227-4

39,60 x 7,00 x 91,85 x 45°

855022-4

39,55 x 7,00 x 91,85 x 45°

860206-4

26,00 x 6,00 x 99,10 x 45°

915001-8

Ø 7,00

82,500 mm

310

CDAB , CGYA ,

850247-4

880228-4

M-6

33,90 x 6,00 x 104,00 x 45°

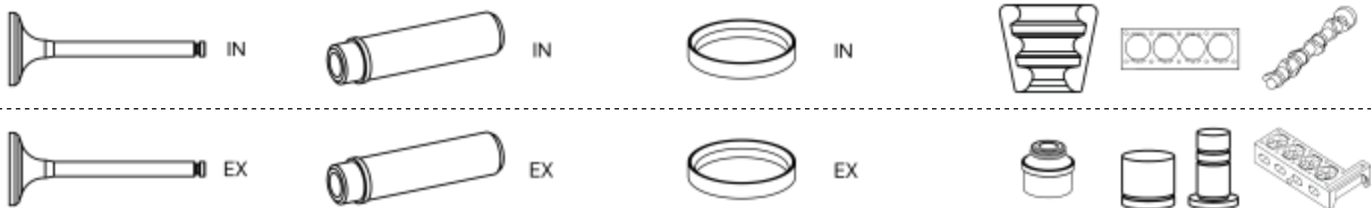
11,05 x 6,00 x 36,15 | IN | EX

860246-4

28,10 x 6,00 x 101,90 x 45°

915097-8

Ø 6,00



**82,500 mm**

**311**

CHHA , CHHB , CJSB , CNSB , DAJA , DEDA ,

**880228-4**

**M-6**

11,05 x 6,00 x 36,15 | IN | EX

**860246-4**

**915097-8**

28,10 x 6,00 x 101,90 x 45°

Ø 6,00

**82,500 mm**

**312**

CJSC , CPKA , CPRA , CXBA , CXBB ,

**M-6**

**860246-4**

**915097-8**

28,10 x 6,00 x 101,90 x 45°

Ø 6,00

**82,500 mm**

**313**

CJXB , CYFB ,

**880228-4**

**M-6**

11,05 x 6,00 x 36,15 | IN | EX

**915097-8**

Ø 6,00

**82,500 mm**

**314**

CYRB ,

**M-6**

**82,500 mm**

**315**

CZPB , DKTA , DKTB , DKZA ,

**855049-4**

**M-6**

32,00 x 6,00 x 105,00 x 45°

**865050-4**

**915097-8**

28,00 x 6,00 x 102,90 x 45°

Ø 6,00

**82,500 mm**

**316**

AHA , CGM , CNSA , CULA , CXDB , DFKA , DGUA , DGVA , DKFA , DNEA , DNFC , DNFE , DNFF , DNFG , DNLA , DNNA , DNND , DNPA , DPJA , DRNA , DRNB , DSFE , DSFF , DTEA ,

**915097-8**

Ø 6,00

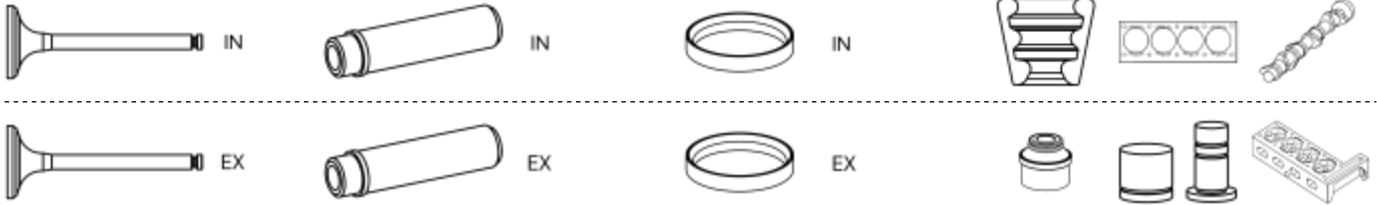
**82,500 mm**

**317**

529 , AAW , AAY , ADV , AFU , DDR , ULA , ULB , UQB , UQC , UQF , UQH , UQ , URA , URC , URD , URE , URF , UR , UUA ,

**912801-8**

Ø 8,00



83,000 mm

318

BKS , BMK , BUN , CARA , CASA , CASB , CASC , CASD , CATA , CEXA , CEXB , CKDA ,

850225-6

28,60 x 6,00 x 99,35 x 45°

M-6

860226-6

26,70 x 6,00 x 99,35 x 45°

915097-8

Ø 6,00

970227-8

Hydro

83,000 mm

319

BSP , CEZA ,

850225-6

28,60 x 6,00 x 99,35 x 45°

M-6

915097-8

Ø 6,00

83,000 mm

320

CJGD , CJMA , CNRB , CRCA ,

850205-4

28,20 x 6,00 x 99,30 x 45°

880230-4

10,06 x 6,00 x 42,00 | IN | EX

M-6

850225-6

28,60 x 6,00 x 99,35 x 45°

860206-4

26,00 x 6,00 x 99,10 x 45°

915097-8

Ø 6,00

970227-8

Hydro

83,000 mm

321

CRCD , CVWA ,

850225-6

28,60 x 6,00 x 99,35 x 45°

M-6

860280-4

24,45 x 6,00 x 99,10 x 45°

915097-8

Ø 6,00

83,000 mm

322

CVMD ,

880230-4

10,06 x 6,00 x 42,00 | IN | EX

915097-8

Ø 6,00

83,000 mm

323

CVVA ,

850225-6

28,60 x 6,00 x 99,35 x 45°

M-6

860280-4

24,45 x 6,00 x 99,10 x 45°

915097-8

Ø 6,00

970227-8

Hydro

83,000 mm

324

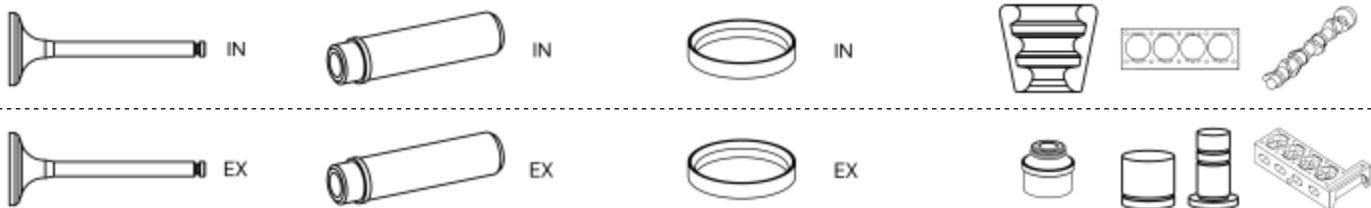
DENA ,

915097-8

Ø 6,00

970227-8

Hydro



## 83,000 mm

325

CARB , CEMA , CVMC , DDXA , DDXB , DDXC , DDXD , DDXE , DEND , DMVB , DPYC , DPYD ,

915097-8

Ø 6,00

## 83,000 mm

326

H , L ,

M-8

865012-4

29,90 x 9,00 x 111,85 x 45°

## 84,000 mm

327

BDN , BDP ,

850265-4

32,60 x 6,00 x 102,20 x 45°

915097-8

Ø 6,00

## 84,000 mm

328

BAP , BJS , BMF , CBR ,

915097-8

Ø 6,00

## 84,000 mm

329

AYT , AZZ , BAA , BDL , BFH , BKJ , BKK , BKL , BML , BMV , BMX , BPF , BRJ , BRK , BUB , CBRA , CFLA , CPFA ,

850249-6

33,20 x 6,00 x 102,40 x 45°

M-6

850251-6

33,30 x 6,00 x 136,40 x 45°

860250-6

30,30 x 6,00 x 102,40 x 45°

915097-8

Ø 6,00

860252-6

30,40 x 6,00 x 136,20 x 45°

## 84,000 mm

330

AXJ , BAN , BJN , BRN , BTT , CFRA ,

850235-5

31,15 x 6,00 x 102,20 x 45°

M-6

850263-6

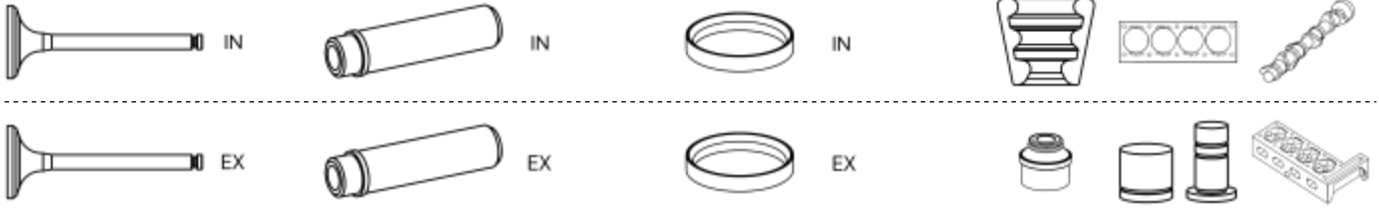
31,10 x 6,00 x 136,20 x 45°

860264-6

27,10 x 6,00 x 102,50 x 45°

915097-8

Ø 6,00



**84,500 mm**

**331**

CGEA ,

**850245-4**

**880228-4**

**M-6**

33,90 x 6,00 x 104,00 x 45°

11,05 x 6,00 x 36,15 | IN | EX

**850247-4**

33,90 x 6,00 x 104,00 x 45°

**915097-8**

Ø 6,00

**84,500 mm**

**332**

BAR ,

**850245-4**

**880228-4**

**M-6**

33,90 x 6,00 x 104,00 x 45°

11,05 x 6,00 x 36,15 | IN | EX

**860248-4**

28,10 x 6,00 x 102,00 x 45°

**915097-8**

**975013-8**

Ø 6,00

Hydro

**84,500 mm**

**333**

AXQ , BGH , BGJ , BHX , DCBE ,

**915097-8**

Ø 6,00

**84,500 mm**

**334**

CGNA ,

**850245-4**

**880228-4**

**M-6**

33,90 x 6,00 x 104,00 x 45°

11,05 x 6,00 x 36,15 | IN | EX

**860248-4**

28,10 x 6,00 x 102,00 x 45°

**915097-8**

Ø 6,00

**84,500 mm**

**335**

CJTA ,

**850245-4**

**880228-4**

**M-6**

33,90 x 6,00 x 104,00 x 45°

11,05 x 6,00 x 36,15 | IN | EX

**915097-8**

Ø 6,00

**84,500 mm**

**336**

CGFA , CYJA ,

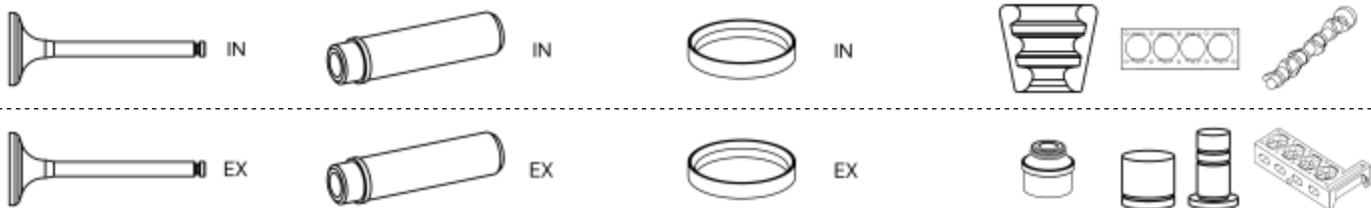
**850245-4**

**M-6**

33,90 x 6,00 x 104,00 x 45°

**915097-8**

Ø 6,00



## 85,500 mm

**337**

AD,

**885070-4** M-8  
12,06 x 8,00 x 64,60 | IN

**865037-4** **885071-4**  
32,05 x 8,00 x 111,80 x 45° 12,04 x 8,00 x 65,50 | EX

**885074-4**  
13,045 x 9,00 x 66,50 | EX

**885075-4**  
14,10 x 9,00 x 64,00 | EX

## 85,500 mm

**338**

AF,

M-8

**865012-4**  
29,90 x 9,00 x 111,85 x 45°

**865037-4**  
32,05 x 8,00 x 111,80 x 45°

## 85,500 mm

**339**

AJ,

M-8

**865012-4** **885075-4**  
29,90 x 9,00 x 111,85 x 45° 14,10 x 9,00 x 64,00 | EX

## 85,500 mm

**340**

AS,

M-8

**885075-4**  
14,10 x 9,00 x 64,00 | EX

## 85,500 mm

**341**

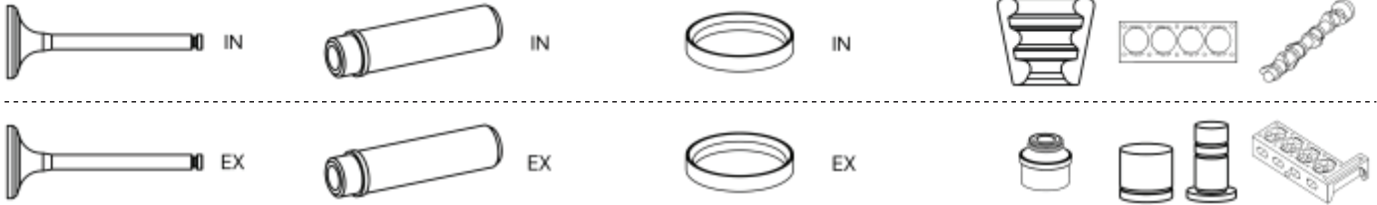
B, T,

**885070-4** M-8  
12,06 x 8,00 x 64,60 | IN

**865037-4** **885071-4**  
32,05 x 8,00 x 111,80 x 45° 12,04 x 8,00 x 65,50 | EX

**885074-4**  
13,045 x 9,00 x 66,50 | EX





**86,000 mm**

**342**

AXZ ,

**850249-6**

33,20 x 6,00 x 102,40 x 45°

**M-6**

**850251-6**

33,30 x 6,00 x 136,40 x 45°

**860250-6**

30,30 x 6,00 x 102,40 x 45°

**915097-8**

Ø 6,00

**860252-6**

30,40 x 6,00 x 136,20 x 45°

**86,500 mm**

**343**

CH ,

**911002-8**

Ø 9,00

**89,000 mm**

**344**

BHK , BLV , BWS , CDVA , CGRA , CHNA , CMTA , CMVA ,

**850249-6**

33,20 x 6,00 x 102,40 x 45°

**M-6**

**850251-6**

33,30 x 6,00 x 136,40 x 45°

**860250-6**

30,30 x 6,00 x 102,40 x 45°

**915097-8**

Ø 6,00

**860252-6**

30,40 x 6,00 x 136,20 x 45°

**89,000 mm**

**345**

BHL , CDVB , CDVC , CDVD , CKPA , CNNA , CWTA ,

**915097-8**

Ø 6,00

**90,000 mm**

**346**

CA , CB , W ,

**M-8**

**90,900 mm**

**347**

AGL ,

**851005-4**

35,05 x 7,00 x 101,55 x 45°

**R-7**

**851086-6**

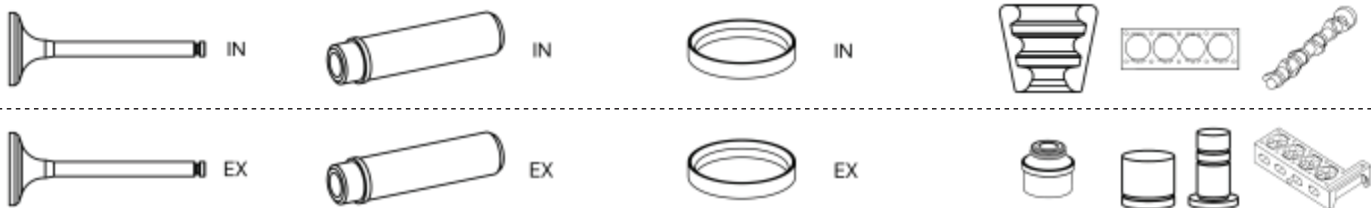
35,00 x 7,00 x 102,00 x 45°

**861000-4**

31,00 x 7,00 x 103,65 x 45°

**971004-8**

Hydro



## 92,000 mm

348

2L ,

859703-4

42,50 x 8,00 x 103,60 x 45°

## 93,000 mm

349

AGK , ATA , AUH , BCQ ,

850253-4

33,10 x 7,00 x 105,10 x 30°

860254-4

39,80 x 7,00 x 105,20 x 45°

## 93,000 mm

350

AN , AP , AT ,

M-8

## 94,000 mm

351

CJ , CU , CV , DF , GB , GD , GE , SS ,

M-8

## 94,000 mm

352

DG , DH , DJ , GW , MV , SR ,

M-8

865056-4

33,90 x 9,00 x 122,70 x 45°

## 98,430 mm

353

T4.236 ,

883628-6

15,90 x 9,50 x 61,00 | EX

## 98,430 mm

354

4236 ,

853604-6

44,40 x 9,50 x 122,90 x 45°

883628-6

15,90 x 9,50 x 61,00 | EX

## 102,000 mm

355

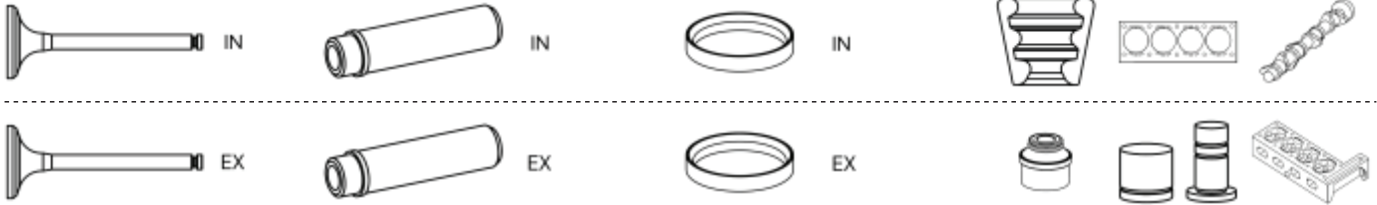
ISBe-150 , ISBe-170 , ISBe-250 ,

852031-4

33,00 x 7,00 x 125,00 x 30°

862032-4

33,00 x 7,00 x 124,30 x 45°



**102,000 mm**

**356**

ISB-250 ,

**852031-4**

33,00 x 7,00 x 125,00 x 30°

**R-7**

**862032-4**

33,00 x 7,00 x 124,30 x 45°

**108,000 mm**

**357**

D 0834 LFL 63 , D 0834 LFL 64 , D 0834 LFL 65 , D 0836 LFL 64 , D 0836 LOH 64 ,

**853138-6**

38,10 x 7,00 x 141,50 x 30°

**M-7**

**863139-6**

34,00 x 7,00 x 141,00 x 45°

**114,000 mm**

**358**

6 CT ,

**880304-6**

16,00 x 9,50 x 72,00 | IN | EX

**870802-6**

54,00 x 44,50 x 7,75 x 30° | IN

**870801-6**

47,10 x 40,00 x 5,80 x 45° | EX

**114,000 mm**

**359**

6 CT 8.3 ,

**850801-6**

52,00 x 9,50 x 151,00 x 30°

**860802-6**

46,00 x 9,50 x 150,90 x 45°

**126,000 mm**

**360**

D 2676 LF 28 ,

**853140-6**

40,10 x 9,00 x 160,50 x 30°

**873118-6**

42,05 x 32,30 x 8,05 x 30° | IN

**863141-6**






38,10 x 9,00 x 160,30 x 45°

**873119-6**








40,05 x 33,00 x 8,05 x 45° | EX

**911002-8**

Ø 9,00

			<b>ccm</b>		<b>kw</b>		<b>1 POS</b>
BORA (152) 1.4 TSI	CFB	06.10 - 03.16	1390	B	96 kW	1695	6
BORA (152) 1.6	BWH	11.08 - 03.16	1595	B	74 kW	1698	24
BORA (152) 1.6	CLS	01.08 - 03.16	1598	B	77 kW	1695	6
BORA (152) 2.0	CEN	11.08 - 12.10	1984	B	88 kW	1700	35
BORA (1J2, 9D2) 1.6	AWB	06.02 - 06.06	1595	B	78 kW	1698	24
BORA (1J2, 9D2) 1.6	BJH	10.04 - 09.06	1595	B	74 kW	1698	24
BORA (1J2, 9D2) 1.8 T	BAE	01.01 - 12.06	1781	B	110 kW	1698	24
BORA (1J2, 9D2) 1.8	BAF	12.01 - 12.06	1781	B	92 kW	1697	18
BORA (1J2, 9D2) 1.9 TDI	ATD	03.04 - 12.06	1896	D	74 kW	1696	10
BORA (1J2, 9D2) R Turbo 1.8	BTH	08.05 - 12.06	1781	B	130 kW	1698	24
BORA GP Stufenheck (9D2) 1.6	BJH	07.06 - 12.08	1595	B	74 kW	1698	24
BORA GP Stufenheck (9D2) 1.6	BWG	07.06 - 12.08	1595	B	74 kW	1698	24
BORA GP Stufenheck (9D2) 1.8	BAF	07.06 - 12.08	1781	B	92 kW	1697	18
BORA HS Schrägheck (9D1) 1.6	BJH	10.06 - 12.08	1595	B	74 kW	1698	24
BORA HS Schrägheck (9D1) 1.6	BWG	10.06 - 12.08	1595	B	74 kW	1698	24
BORA HS Schrägheck (9D1) 1.8	BAF	10.06 - 12.08	1781	B	92 kW	1697	18
CADDY (9HB) 1.6	BRY	03.05 - 12.07	1595	B	74 kW	1696	12
CADDY (9HB) 1.6	BWH	03.05 - 12.07	1595	B	74 kW	1698	24
CADDY (9HB) 2.0 D	BDJ	03.05 - 12.07	1968	D	51 kW	1698	23
CADDY Bus (9HB) 1.6	BRY	03.05 - 12.07	1595	B	74 kW	1696	12
CADDY Bus (9HB) 1.6	BWH	03.05 - 12.07	1595	B	74 kW	1698	24
CADDY Bus (9HB) D	BDJ	03.05 - 12.07	1968	D	51 kW	1698	23
CC Schrägheck (0H7, 0H8) 330TSI	DBFC	08.18	1984	B	137 kW	1700	36
CC Schrägheck (0H7, 0H8) 330TSI	DKVB	08.18	1984	B	137 kW	1700	36
CC Schrägheck (0H7, 0H8) 380TSI	CUGA	08.18	1984	B	162 kW	1700	36
CC Schrägheck (0H7, 0H8) 380TSI	DKXA	08.18	1984	B	162 kW	1700	36
CC Schrägheck (0H7, 0H8) 380TSI	DKXA	05.19	1984	B	162 kW	1700	36
CC Shooting Brake (0H9) 380TSI	DKXA	12.20	1984	B	162 kW	1700	36
GOLF IV (1J1) 1.6	AWB	08.03 - 01.05	1595	B	78 kW	1698	24
GOLF IV (1J1) 1.6	BFQ	08.03 - 12.08	1595	B	75 kW	1696	11
GOLF IV (1J1) 1.6	BJH	08.03 - 12.08	1595	B	75 kW	1698	24
GOLF IV (1J1) 1.6	BWG	07.03 - 01.05	1595	B	74 kW	1698	24
GOLF IV (1J1) 1.8	BAF	07.03 - 07.09	1781	B	92 kW	1697	18
GOLF IV (1J1) 2.0	APK	08.03 - 12.05	1984	B	85 kW	1699	32
GOLF VI (981) 1.4 TSI	CFBA	10.09 - 12.14	1390	B	96 kW	1695	6
GOLF VI (981) 1.4 TSI	CFB	10.09 - 12.14	1390	B	96 kW	1695	6
GOLF VI (981) 1.6	CDF	10.09 - 12.14	1598	B	77 kW	1695	6
GOLF VI (981) 1.6	CLRA	10.09 - 12.14	1598	B	77 kW	1695	5
GOLF VI (981) 1.6	CLR	10.09 - 12.14	1598	B	77 kW	1695	6
GOLF VI (981) GTI	CGMA	03.10 - 12.14	1984	B	147 kW	1698	25
GOLF VI (981) GTI	CGM	03.10 - 12.14	1984	B	147 kW	1700	36
GOLF VII (BN1, BN2, C91) 180 TSI	CYVB	06.15	1197	B	81 kW	1695	2
GOLF VII (BN1, BN2, C91) GTI	CHHB	11.15	1984	B	162 kW	1699	29
GOLF VII (BN1, BN2, C91) GTI	CHH	11.15	1984	B	162 kW	1700	36
GOLF VII (BN1, BN2, C91) GTI	CUGA	11.15	1984	B	162 kW	1700	36
GOLF VII (BN1, BN2, C91) GTI	CUG	11.15	1984	B	162 kW	1700	36
GOLF VIII (CN1) 380TSI	DKXA	09.21	1984	B	162 kW	1700	36
JETTA (1G2, 1G3) 1.6 CNG	ATK	01.02 - 12.08	1595	B/G	55 kW	1698	22
JETTA (1G2, 1G3) 1.6 LPG	ATK	01.02 - 12.08	1595	B/G	62 kW	1698	22
JETTA (1G2, 1G3) 1.6	ABX	05.91 - 12.99	1595	B	53 kW	1697	19
JETTA (1G2, 1G3) 1.6	ACR	05.91 - 12.99	1595	B	53 kW	1697	15
JETTA (1G2, 1G3) 1.6	ATK	10.99 - 12.04	1595	B	64 kW	1698	22
JETTA (1G2, 1G3) 1.9 D	AQM	01.02 - 12.12	1896	D	47 kW	1696	9
JETTA (1G2, 1G3) 1.9 D	AQM	01.02 - 12.12	1896	D	47 kW	1696	9
MAGOTAN (B6, 9X2) 1.4 TSI	CFBA	01.10 - 07.11	1390	B	96 kW	1695	6
MAGOTAN (B6, 9X2) 1.4 TSI	CFB	01.10 - 07.11	1390	B	96 kW	1695	6
MAGOTAN (B6, 9X2) 1.8 TSI	BYJ	06.07 - 07.11	1798	B	118 kW	1700	34
MAGOTAN (B6, 9X2) 2.0 TSI	CBLA	04.08 - 07.11	1984	B	147 kW	1700	36
MAGOTAN (B6, 9X2) 2.0 TSI	CBL	04.08 - 07.11	1984	B	147 kW	1700	36
MAGOTAN (B6, 9X2) 2.0	BJZ	06.07 - 04.08	1984	B	85 kW	1700	35
MAGOTAN (B7L, 942) 1.4 TSI	CFBA	07.11 - 12.16	1390	B	96 kW	1695	6
MAGOTAN (B7L, 942) 1.4 TSI	CFB	07.11 - 12.16	1390	B	96 kW	1695	6



							
MAGOTAN (B7L, 942) 1.8 TSI	CEAA	07.11 - 12.16	1798	B	118 kW	1698	25
MAGOTAN (B7L, 942) 1.8 TSI	CEA	07.11 - 12.16	1798	B	118 kW	1699	30
MAGOTAN (B7L, 942) 2.0 TSI	CGMA	07.11 - 12.15	1984	B	147 kW	1698	25
MAGOTAN (B7L, 942) 2.0 TSI	CGM	07.11 - 12.15	1984	B	147 kW	1700	36
MAGOTAN (B7L, 942) 3.0 FSI V6	CNGA	12.11 - 12.14	2975	B	184 kW	1700	37
MAGOTAN (B7L, 942) 3.0 FSI V6	CNG	12.11 - 12.14	2975	B	184 kW	1700	37
MAGOTAN (B8L, 0B2, 0B3) 330 TSI	CUFA	07.16	1798	B	132 kW	1700	36
MAGOTAN (B8L, 0B2, 0B3) 330 TSI	CUF	07.16	1798	B	132 kW	1700	36
MAGOTAN (B8L, 0B2, 0B3) 330 TSI	DBFC	10.18	1984	B	137 kW	1700	36
MAGOTAN (B8L, 0B2, 0B3) 330 TSI	DKVB	10.18	1984	B	137 kW	1700	36
MAGOTAN (B8L, 0B2, 0B3) 330 TSI	DTHA	10.18	1984	B	137 kW	1695	1
MAGOTAN (B8L, 0B2, 0B3) 380 TSI	CUGA	07.16	1984	B	162 kW	1700	36
MAGOTAN (B8L, 0B2, 0B3) 380 TSI	CUG	07.16	1984	B	162 kW	1700	36
MAGOTAN (B8L, 0B2, 0B3) 380 TSI	DKXA	05.19	1984	B	162 kW	1700	36
MAGOTAN (B8L, 0B2, 0B3) 380 TSI	DTJA	05.19	1984	B	162 kW	1695	1
MAGOTAN CC Stufenheck (990, 991) 1.8	CEAA	07.10	1798	B	118 kW	1698	25
MAGOTAN CC Stufenheck (990, 991) 1.8	CEA	07.10	1798	B	118 kW	1699	30
MAGOTAN CC Stufenheck (990, 991) 2.0	CGMA	07.10	1984	B	147 kW	1698	25
MAGOTAN CC Stufenheck (990, 991) 2.0	CGM	07.10	1984	B	147 kW	1700	36
MAGOTAN CC Stufenheck (990, 991) 3.0	CNGA	03.12	2975	B	184 kW	1700	37
MAGOTAN CC Stufenheck (990, 991) 3.0	CNG	03.12	2975	B	184 kW	1700	37
SAGITAR (9L2) 1.4 TSI	CFB	09.09 - 12.12	1390	B	96 kW	1695	6
SAGITAR (9L2) 1.6	BWH	02.06 - 12.12	1595	B	74 kW	1698	24
SAGITAR (9L2) 1.8 TSI	BYJ	07.08 - 12.12	1798	B	118 kW	1700	34
SAGITAR (9L2) 1.8 T	BPL	04.06 - 04.08	1781	B	110 kW	1698	24
SAGITAR (9L2) 2.0	BJZ	04.06 - 06.09	1984	B	85 kW	1700	35
SAGITAR (BK2) 1.6	CLRA	03.12 - 02.15	1598	B	77 kW	1695	5
SAGITAR (BK2) 1.6	CLR	03.12 - 02.15	1598	B	77 kW	1695	6
SAGITAR (BK2) 1.8 TSI	CDAA	03.12 - 12.16	1798	B	118 kW	1698	26
SAGITAR (BK2) 1.8 TSI	CEAA	03.12 - 12.16	1798	B	118 kW	1698	25
SAGITAR (BK2) 1.8 TSI	CEA	03.12 - 12.16	1798	B	118 kW	1699	30
SAGITAR (BK2) 2.0 GLI	CGMA	04.13	1984	B	147 kW	1698	25
SAGITAR (BK2) 2.0 GLI	CGM	04.13	1984	B	147 kW	1700	36
SAGITAR (BK2) 230 TSI	CFBA	03.12	1390	B	96 kW	1695	6
SAGITAR (BK2) 230 TSI	CFB	03.12	1390	B	96 kW	1695	6
SAGITAR (BK2) 230 TSI	DAGA	03.12	1390	B	96 kW	1695	6
SAGITAR (BK2) 230 TSI	DAG	03.12	1390	B	96 kW	1695	6
TALAGON (0V1) 380 TSI 4motion	DKXA	06.21	1984	B	162 kW	1700	36
TALAGON (0V1) 530 TSI 4motion	DMEA	06.21	2492	B	220 kW	1695	1
TAYRON (0D1) 330 TSI Allrad	DBFC	10.18	1984	B	137 kW	1700	36
TAYRON (0D1) 330 TSI Allrad	DKVB	10.18	1984	B	137 kW	1700	36
TAYRON (0D1) 330 TSI	DBFC	10.18	1984	B	137 kW	1700	36
TAYRON (0D1) 330 TSI	DKVB	10.18	1984	B	137 kW	1700	36
TAYRON (0D1) 380 TSI Allrad	CUGA	10.18	1984	B	162 kW	1700	36
TAYRON (0D1) 380 TSI Allrad	DKXA	10.18	1984	B	162 kW	1700	36
TAYRON (0D1) 380 TSI Allrad	DKXA	05.19	1984	B	162 kW	1700	36
TAYRON X (0D2) 380 TSI 4motion	DKXA	07.20	1984	B	162 kW	1700	36

# VW (FAW)



ENGINE	∅	ccm	kW		1	POS	ENGINE	∅	ccm	kW		1	POS		
AAA	81,000	6	2792	120 kW	B	1696	14	CBL	82,500	4	1984	147 kW	B	1700	36
ABX	81,000	4	1595	53 kW	B	1697	19	CDA	82,500	4	1798	118 kW	B	1698	26
ACR	81,000	4	1595	53 kW	B	1697	15	CD	76,500	4	1598	77 kW	B	1695	6
ACX	82,500	4	1984	78 kW	B	1699	28	CEAA	82,500	4	1798	118 kW	B	1698	25
AEH	81,000	4	1595	74 kW	B	1697	20	CEA	82,500	4	1798	118 kW	B	1699	30
AEN	81,000	5	2459	81 kW	B	1697	16	CEN	82,500	4	1984	88 kW	B	1700	35
AEP	82,500	4	1984	79 kW	B	1699	31	CFBA	76,500	4	1390	96 kW	B	1695	6
AFX	81,000	4	1595	74 kW	B	1697	17	CFB	76,500	4	1390	96 kW	B	1695	6
AFY	81,000	4	1781	85 kW	B	1698	21	CFU	81,000	4	1781	110 kW	B	1698	24
AGE	82,500	6	2771	132 kW	B	1698	27	CGMA	82,500	4	1984	147 kW	B	1698	25
AGR	79,500	4	1896	66 kW	D	1695	7	CGM	82,500	4	1984	147 kW	B	1700	36
AGY	76,500	4	1390	62 kW	B	1695	3	CHHB	82,500	4	1984	162 kW	B	1699	29
ALH	79,500	4	1896	66 kW	D	1696	8	CHH	82,500	4	1984	162 kW	B	1700	36
APK	82,500	4	1984	85 kW	B	1699	32	CLRA	76,500	4	1598	77 kW	B	1695	5
AQM	79,500	4	1896	47 kW	D	1696	9	CLR	76,500	4	1598	77 kW	B	1695	6
ATD	79,500	4	1896	74 kW	D	1696	10	CLSA	76,500	4	1598	77 kW	B	1695	5
ATK	81,000	4	1595	55 - 101 kW	B	1698	22	CLS	76,500	4	1598	77 kW	B	1695	6
ATX	82,500	6	2771	140 kW	B	1698	27	CNGA	84,000	6	2975	184 kW	B	1700	37
AWB	81,000	4	1595	74 - 78 kW	B	1698	24	CNG	84,000	6	2975	184 kW	B	1700	37
AXZ	86,000	6	3168	184 kW	B	1700	38	CUFA	82,500	4	1798	132 kW	B	1700	36
AZM	82,500	4	1984	85 kW	B	1700	33	CUF	82,500	4	1798	132 kW	B	1700	36
BAE	81,000	4	1781	110 kW	B	1698	24	CUGA	82,500	4	1984	162 kW	B	1700	36
BAF	81,000	4	1781	92 kW	B	1697	18	CUG	82,500	4	1984	162 kW	B	1700	36
BDJ	81,000	4	1968	51 kW	D	1698	23	CYVB	71,000	4	1197	81 kW	B	1695	2
BFQ	81,000	4	1595	75 kW	B	1696	11	DAGA	76,500	4	1390	96 kW	B	1695	6
BJH	81,000	4	1595	74 - 75 kW	B	1698	24	DAG	76,500	4	1390	96 kW	B	1695	6
BJZ	82,500	4	1984	85 kW	B	1700	35	DBFC	82,500	4	1984	137 kW	B	1700	36
BPL	81,000	4	1781	110 kW	B	1698	24	DKVB	82,500	4	1984	137 kW	B	1700	36
BRY	81,000	4	1595	74 kW	B	1696	12	DKXA	82,500	4	1984	162 kW	B	1700	36
BTH	81,000	4	1781	130 kW	B	1698	24	DMEA		6	2492	220 kW	B	1695	1
BWG	81,000	4	1595	74 kW	B	1698	24	DTHA		4	1984	137 kW	B	1695	1
BWH	81,000	4	1595	74 - 75 kW	B	1698	24	DTJA		4	1984	162 kW	B	1695	1
BYJ	82,500	4	1798	118 kW	B	1700	34	ME	76,500	4	1588	40 kW	D	1695	4
BZB	82,500	4	1798	118 kW	B	1698	25	RP	81,000	4	1781	66 kW	B	1696	13
CBLA	82,500	4	1984	147 kW	B	1700	36								



# VW (FAW)



1

DMEA, DTHA, DTJA,

915097-8

Ø 6,00

71,000 mm

2

CYVB,

855019-4

26,60 x 5,00 x 110,25 x 45°

M-5

865020-4

23,60 x 5,00 x 110,10 x 30°

76,500 mm

3

AGY,

M-7

860228-4

33,00 x 7,00 x 91,20 x 45°

915001-8

Ø 7,00

76,500 mm

4

ME,

855011-4

34,00 x 8,00 x 95,50 x 45°

M-8

905003-1

855089-4

34,00 x 8,00 x 95,50 x 45°

905004-1

865060-4

31,10 x 8,00 x 95,55 x 45°

912801-8

Ø 8,00

485004-1

76,500 mm

5

CLRA, CLSA,

855061-4

29,60 x 6,00 x 101,00 x 45°

M-6

865062-4

26,15 x 6,00 x 100,60 x 45°

915097-8

Ø 6,00

76,500 mm

6

CDF, CFBA, CFB, CLR, CLS, DAGA, DAG,

915097-8

Ø 6,00

79,500 mm

7

AGR,

855038-4

36,05 x 7,00 x 96,90 x 45°

880227-4

12,08 x 7,00 x 36,00 | IN | EX

M-7

905007-1

865039-4

31,55 x 7,00 x 96,90 x 45°

915001-8

Ø 7,00

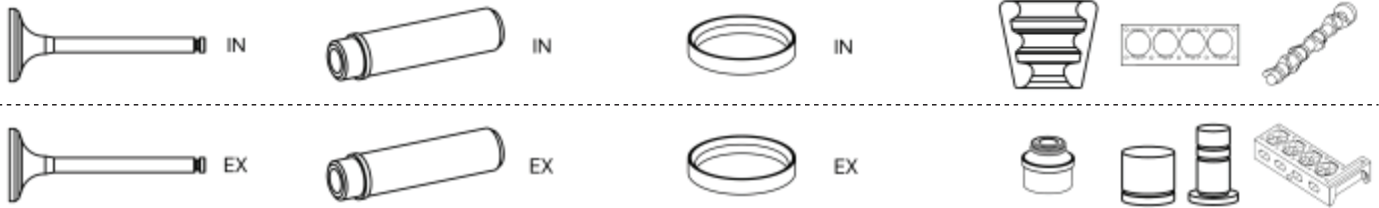
975001-8

Hydro

975002-8

Hydro





<b>79,500 mm</b>	<b>8</b>
------------------	----------

<b>ALH ,</b>			
<b>855038-4</b>	<b>880227-4</b>	<b>M-7</b>	<b>905007-1</b>
36,05 x 7,00 x 96,90 x 45°	12,08 x 7,00 x 36,00   IN   EX		
<b>865039-4</b>		<b>915001-8</b>	<b>975002-8</b>
31,55 x 7,00 x 96,90 x 45°		Ø 7,00	Hydro

<b>79,500 mm</b>	<b>9</b>
------------------	----------

<b>AQM ,</b>			
<b>855029-4</b>		<b>M-7</b>	<b>905007-1</b>
36,05 x 7,00 x 96,60 x 45°			
<b>865030-4</b>		<b>915001-8</b>	
31,55 x 7,00 x 96,35 x 45°		Ø 7,00	

<b>79,500 mm</b>	<b>10</b>
------------------	-----------

<b>ATD ,</b>			
<b>855087-4</b>		<b>M-7</b>	<b>515012-1</b>
35,90 x 7,00 x 90,00 x 45°			
<b>865092-4</b>		<b>915001-8</b>	<b>975003-8</b> <b>485020-1</b>
31,60 x 7,00 x 89,90 x 45°		Ø 7,00	Hydro

<b>81,000 mm</b>	<b>11</b>
------------------	-----------

<b>BFQ ,</b>			
<b>850215-4</b>	<b>880217-4</b>	<b>M-6</b>	
39,60 x 6,00 x 94,00 x 45°	12,08 x 6,00 x 36,50   IN   EX		
<b>860216-4</b>		<b>915097-8</b>	<b>975013-8</b>
33,00 x 6,00 x 94,00 x 45°		Ø 6,00	Hydro

<b>81,000 mm</b>	<b>12</b>
------------------	-----------

<b>BRY ,</b>			
<b>850215-4</b>			
39,60 x 6,00 x 94,00 x 45°			
<b>860216-4</b>		<b>915097-8</b>	
33,00 x 6,00 x 94,00 x 45°		Ø 6,00	

<b>81,000 mm</b>	<b>13</b>
------------------	-----------

<b>RP ,</b>			
<b>855028-4</b>		<b>M-8</b>	<b>905002-1</b>
38,10 x 8,00 x 91,80 x 45°			
<b>865084-4</b>		<b>912801-8</b>	
33,15 x 8,00 x 91,20 x 45°		Ø 8,00	

<b>81,000 mm</b>	<b>14</b>
------------------	-----------

<b>AAA ,</b>			
<b>855075-5</b>	<b>880226-4</b>	<b>M-7</b>	
39,00 x 7,00 x 106,00 x 45°	12,08 x 7,00 x 38,00   IN   EX		
<b>855077-6</b>			
39,00 x 7,00 x 106,20 x 45°			
<b>865078-6</b>		<b>915001-8</b>	
34,00 x 7,00 x 107,00 x 45°		Ø 7,00	



# VW (FAW)



**81,000 mm**

**15**

ACR,

905002-1

**81,000 mm**

**16**

AEN,

855083-4

39,65 x 8,00 x 91,65 x 45°

M-8

865084-4

33,15 x 8,00 x 91,20 x 45°

912801-8

Ø 8,00

**81,000 mm**

**17**

AFX,

850227-4

39,60 x 7,00 x 91,85 x 45°

855022-4

39,55 x 7,00 x 91,85 x 45°

915001-8

Ø 7,00

**81,000 mm**

**18**

BAF,

850229-4

26,90 x 6,00 x 105,09 x 45°

860230-4

29,90 x 6,00 x 103,90 x 45°

915097-8

Ø 6,00

**81,000 mm**

**19**

ABX,

905002-1

912801-8

Ø 8,00

**81,000 mm**

**20**

AEH,

850227-4

39,60 x 7,00 x 91,85 x 45°

880227-4

12,08 x 7,00 x 36,00 | IN | EX

M-7

855022-4

39,55 x 7,00 x 91,85 x 45°

860228-4

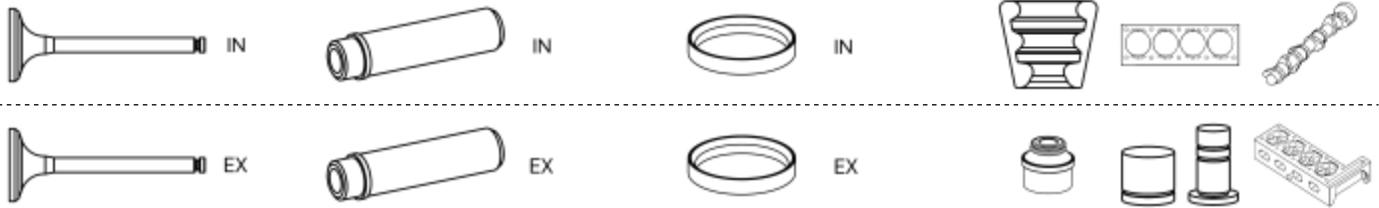
33,00 x 7,00 x 91,20 x 45°

915001-8

Ø 7,00

860232-4

33,00 x 7,00 x 91,00 x 45°



<b>81,000 mm</b>	<b>21</b>
------------------	-----------

AFY ,	
<b>850229-4</b>	<b>880228-4</b>
26,90 x 6,00 x 105,09 x 45°	11,05 x 6,00 x 36,15   IN   EX
<b>860234-4</b>	<b>915097-8</b>
30,00 x 6,00 x 104,20 x 45°	Ø 6,00
<b>860236-5</b>	
27,15 x 6,00 x 136,30 x 45°	

<b>81,000 mm</b>	<b>22</b>
------------------	-----------

ATK ,	
	<b>975002-8</b>
	Hydro

<b>81,000 mm</b>	<b>23</b>
------------------	-----------

BDJ ,	
<b>850241-4</b>	<b>M-7</b>
36,00 x 7,00 x 89,50 x 45°	
<b>860244-4</b>	<b>915001-8</b>
31,60 x 7,00 x 89,00 x 45°	Ø 7,00

<b>81,000 mm</b>	<b>24</b>
------------------	-----------

AWB , BAE , BJH , BPL , BTH , BWG , BWH , CFU ,	
	<b>915097-8</b>
	Ø 6,00

<b>82,500 mm</b>	<b>25</b>
------------------	-----------

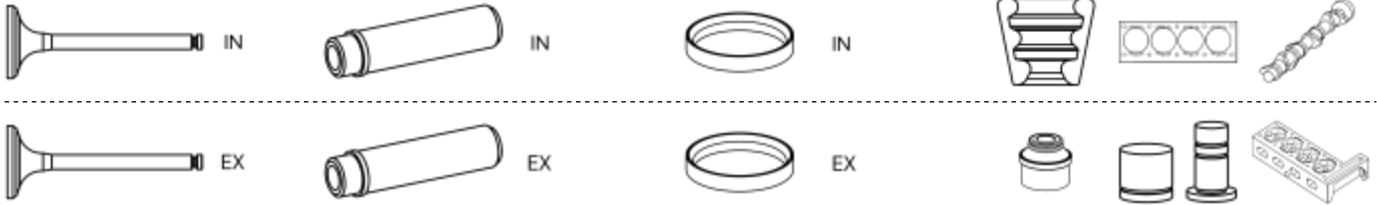
BZB , CEAA , CGMA ,	
<b>850247-4</b>	<b>M-6</b>
33,90 x 6,00 x 104,00 x 45°	
<b>860248-4</b>	<b>915097-8</b>
28,10 x 6,00 x 102,00 x 45°	Ø 6,00

<b>82,500 mm</b>	<b>26</b>
------------------	-----------

CDAA ,	
<b>850247-4</b>	<b>880228-4</b>
33,90 x 6,00 x 104,00 x 45°	11,05 x 6,00 x 36,15   IN   EX
<b>860246-4</b>	<b>915097-8</b>
28,10 x 6,00 x 101,90 x 45°	Ø 6,00
	<b>975013-8</b>
	Hydro

<b>82,500 mm</b>	<b>27</b>
------------------	-----------

AGE , ATX ,	
<b>850229-4</b>	<b>M-6</b>
26,90 x 6,00 x 105,09 x 45°	
<b>860234-4</b>	<b>915097-8</b>
30,00 x 6,00 x 104,20 x 45°	Ø 6,00
<b>860236-5</b>	
27,15 x 6,00 x 136,30 x 45°	



## 82,500 mm

28

ACX,

**850227-4**

39,60 x 7,00 x 91,85 x 45°

M-7

**855022-4**

39,55 x 7,00 x 91,85 x 45°

M-8

**855083-4**

39,65 x 8,00 x 91,65 x 45°

**860228-4**

33,00 x 7,00 x 91,20 x 45°

**865084-4**

33,15 x 8,00 x 91,20 x 45°

## 82,500 mm

29

CHHB,

M-6

**860246-4**

28,10 x 6,00 x 101,90 x 45°

915097-8

Ø 6,00

## 82,500 mm

30

CEA,

**850247-4**

33,90 x 6,00 x 104,00 x 45°

M-6

**860248-4**

28,10 x 6,00 x 102,00 x 45°

915097-8

975013-8

Ø 6,00

Hydro

## 82,500 mm

31

AEP,

**850227-4**

39,60 x 7,00 x 91,85 x 45°

M-7

**855022-4**

39,55 x 7,00 x 91,85 x 45°

M-8

**855083-4**

39,65 x 8,00 x 91,65 x 45°

**860228-4**

33,00 x 7,00 x 91,20 x 45°

915001-8

Ø 7,00

## 82,500 mm

32

APK,

**850227-4**

39,60 x 7,00 x 91,85 x 45°

M-7

**855022-4**

39,55 x 7,00 x 91,85 x 45°

**860228-4**

33,00 x 7,00 x 91,20 x 45°

915001-8

Ø 7,00

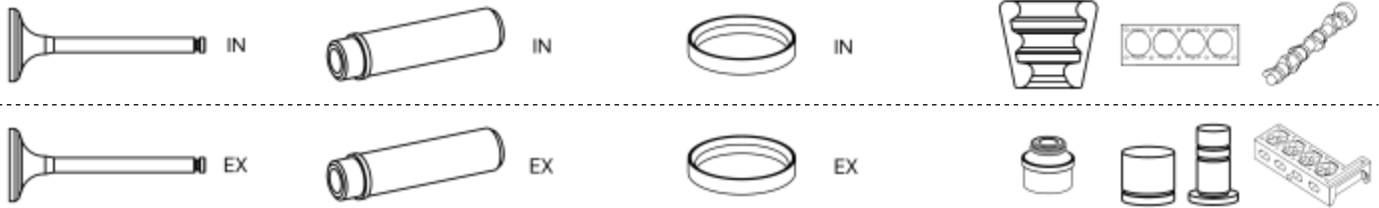
975002-8

Hydro

**860232-4**

33,00 x 7,00 x 91,00 x 45°

# VW (FAW)



**82,500 mm**

**33**

AZM ,

**850227-4**

39,60 x 7,00 x 91,85 x 45°

**855022-4**

39,55 x 7,00 x 91,85 x 45°

**860228-4**

33,00 x 7,00 x 91,20 x 45°

**860232-4**

33,00 x 7,00 x 91,00 x 45°

**M-7**

**915001-8**

Ø 7,00

**82,500 mm**

**34**

BYJ ,

**850247-4**

33,90 x 6,00 x 104,00 x 45°

**860248-4**

28,10 x 6,00 x 102,00 x 45°

**M-6**

**915097-8**

Ø 6,00

**975002-8**

Hydro

**82,500 mm**

**35**

BJZ , CEN ,

**915001-8**

Ø 7,00

**82,500 mm**

**36**

CBLA , CBL , CGM , CHH , CUFA , CUF , CUGA , CUG , DBFC , DKVB , DKXA ,

**915097-8**

Ø 6,00

**84,000 mm**

**37**

CNGA , CNG ,

**915097-8**

Ø 6,00

**86,000 mm**

**38**

AXZ ,

**850249-6**

33,20 x 6,00 x 102,40 x 45°

**850251-6**

33,30 x 6,00 x 136,40 x 45°

**860250-6**

30,30 x 6,00 x 102,40 x 45°

**860252-6**

30,40 x 6,00 x 136,20 x 45°

**M-6**






**915097-8**

Ø 6,00











# VW (SVW)

GOL (5X1) 1.6	BHJ	02.03 - 12.07	1595	B	64 kW	1706	10
LAMANDO (BM1, BM2) 2.0 GTS	CUGA	08.16	1984	B	162 kW	1708	22
LAMANDO (BM1, BM2) 2.0 GTS	CUG	08.16	1984	B	162 kW	1708	22
LAMANDO (BM1, BM2) 330 TSI	CUFA	01.15	1798	B	132 kW	1708	22
LAMANDO (BM1, BM2) 330 TSI	CUF	01.15	1798	B	132 kW	1708	22
LAVIDA (181) 1.4 TSI	CFBA	03.10 - 12.13	1390	B	96 kW	1705	6
LAVIDA (181) 1.4 TSI	CFB	03.10 - 12.13	1390	B	96 kW	1705	6
LAVIDA (181) 1.4 TSI	CFB	03.10 - 12.13	1390	B	96 kW	1705	6
LAVIDA (181) 1.6	CDEA	04.08 - 08.12	1598	B	77 kW	1705	6
LAVIDA (181) 1.6	CDE	04.08 - 08.12	1598	B	77 kW	1705	6
LAVIDA (181) 1.6	CFNA	04.08 - 08.12	1598	B	77 kW	1705	5
LAVIDA (181) 1.6	CFN	04.08 - 08.12	1598	B	77 kW	1705	6
LAVIDA (181) 1.6	CLSA	04.08 - 08.12	1598	B	77 kW	1705	5
LAVIDA (181) 1.6	CLS	04.08 - 08.12	1598	B	77 kW	1705	6
LAVIDA (181) 1.6	CPJA	04.08 - 08.12	1598	B	77 kW	1705	6
LAVIDA (181) 2.0	CENA	04.08 - 08.12	1984	B	88 kW	1708	21
LAVIDA (181) 2.0	CEN	04.08 - 08.12	1984	B	88 kW	1708	21
LAVIDA (182, 184, 186) 1.2 TSI	CJZD	07.15	1197	B	81 kW	1705	3
LAVIDA (182, 184, 186) 1.4 TSI	CFBA	09.12 - 12.13	1390	B	96 kW	1705	6
LAVIDA (182, 184, 186) 1.4 TSI	CFB	09.12 - 12.13	1390	B	96 kW	1705	6
LAVIDA (182, 184, 186) 1.6	CFNA	08.12 - 12.14	1598	B	77 kW	1705	5
LAVIDA (182, 184, 186) 1.6	CLSA	08.12 - 12.14	1598	B	77 kW	1705	5
LAVIDA (182, 184, 186) 1.6	CPJA	08.12 - 12.14	1598	B	77 kW	1705	6
LAVIDA (182, 184, 186) 1.6	CPJ	08.12 - 12.14	1598	B	77 kW	1705	6
PASSAT B5 (9F8) 1.8 Turbo	AWL	01.01 - 04.09	1781	B	110 kW	1707	14
PASSAT B5 (9F8) 1.8 Turbo	BGC	01.01 - 04.09	1781	B	110 kW	1707	14
PASSAT B5 (9F8) 1.8	ANQ	04.00 - 02.03	1781	B	92 kW	1707	14
PASSAT B5 (9F8) 1.9 D	BPZ	01.08 - 04.09	1896	D	85 kW	1706	8
PASSAT B5 (9F8) 2.0	BFF	02.03 - 04.09	1984	B	85 kW	1707	20
PASSAT B5 (9F8) 2.0	BNL	02.03 - 04.09	1984	B	85 kW	1708	21
PASSAT B5 (9F8) 2.8	BBG	12.01 - 12.06	2771	B	140 kW	1707	16
PASSAT B7 (A42, A43) 1.4 TSI	CFBA	09.11	1390	B	96 kW	1705	6
PASSAT B7 (A42, A43) 1.4 TSI	CFB	09.11	1390	B	96 kW	1705	6
PASSAT B7 (A42, A43) 1.8 TSI	CEAA	04.11 - 12.18	1798	B	118 kW	1707	19
PASSAT B7 (A42, A43) 1.8 TSI	CEA	04.11 - 12.18	1798	B	118 kW	1707	18
PASSAT B7 (A42, A43) 2.0 TSI	CGMA	04.11	1984	B	147 kW	1707	19
PASSAT B7 (A42, A43) 2.0 TSI	CGM	04.11	1984	B	147 kW	1708	22
PASSAT B7 (A42, A43) 280 TSI	CZEA	01.16	1395	B	110 kW	1705	4
PASSAT B7 (A42, A43) 3.0	CNGA	11.11	2975	B	184 kW	1708	24
PASSAT B7 (A42, A43) 3.0	CNG	11.11	2975	B	184 kW	1708	24
PASSAT B7 (A42, A43) 330 TSI	CJSA	01.16	1798	B	132 kW	1707	15
PASSAT B7 (A42, A43) 330 TSI	CJSC	01.16	1798	B	132 kW	1707	17
PASSAT B7 (A42, A43) 330 TSI	DBHA	01.16	1798	B	132 kW	1708	22
PASSAT B7 (A42, A43) 330 TSI	DBH	01.16	1798	B	132 kW	1708	22
PASSAT B7 (A42, A43) 380 TSI	CHHB	01.16	1984	B	162 kW	1707	17
PASSAT B7 (A42, A43) 380 TSI	CXDA	01.16	1984	B	162 kW	1708	23
PASSAT B7 (A42, A43) 380 TSI	DBJA	01.16	1984	B	162 kW	1708	22
PASSAT B7 (A42, A43) 380 TSI	DBJ	01.16	1984	B	162 kW	1708	22
PASSAT B8 (C42, C43) 330 TSI	DBFC	10.18	1984	B	137 kW	1708	22
PASSAT B8 (C42, C43) 330 TSI	DKVB	10.18	1984	B	137 kW	1708	22
PASSAT B8 (C42, C43) 380 TSI	DKXA	10.18	1984	B	162 kW	1708	22
PASSAT LINGYU (B5, 9F0, 9F9) 1.8 T	BGC	11.05 - 10.12	1781	B	110 kW	1707	14
PASSAT LINGYU (B5, 9F0, 9F9) 1.8	CEDA	08.07 - 10.12	1781	B	120 kW	1707	14
PASSAT LINGYU (B5, 9F0, 9F9) 1.8	CED	08.07 - 10.12	1781	B	120 kW	1707	14
PASSAT LINGYU (B5, 9F0, 9F9) 2.0	BNL	04.06 - 10.12	1984	B	85 kW	1708	21
PASSAT LINGYU (B5, 9F0, 9F9) 2.0	BTL	04.06 - 10.12	1984	B	85 kW	1708	21
PASSAT LINGYU (B5, 9F0, 9F9) 2.8	BBG	11.05 - 10.12	2771	B	140 kW	1707	16
PHIDEON (3E9, 3E8) 2.0	CUHA	10.16	1984	B	165 kW	1708	22
PHIDEON (3E9, 3E8) 2.0	DMJA	10.16	1984	B	165 kW	1708	22
PHIDEON (3E9, 3E8) 3.0 Allrad	CREB	10.16	2995	B	220 kW	1708	25
POLO CROSS (621) 1.6	CDE	03.12 - 12.14	1598	B	77 kW	1705	6
POLO CROSS (621) 1.6	CPJA	03.12 - 12.14	1598	B	77 kW	1705	6

			<b>ccm</b>		<b>kw</b>		<b>1 POS</b>
POLO CROSS (621) 1.6	CPJ	03.12 - 12.14	1598	B	77 kW	1705	6
POLO CROSS (9J3) 1.6	CDE	12.07 - 03.12	1598	B	77 kW	1705	6
POLO JINQING (9J3) 1.4	BCC	06.06 - 12.08	1390	B	55 kW	1705	6
POLO JINQING (9J3) 1.4	BMG	06.06 - 12.08	1390	B	55 kW	1705	6
POLO JINQING (9J3) 1.4	CDD	12.07 - 12.12	1390	B	63 kW	1705	6
POLO JINQING (9J3) 1.6	BMH	06.06 - 12.12	1598	B	77 kW	1705	6
POLO JINQING (9J3) 1.6	CDEA	06.06 - 12.12	1598	B	77 kW	1705	6
POLO JINQING (9J3) 1.6	CDE	06.06 - 12.12	1598	B	77 kW	1705	6
POLO JINQU (9J4) 1.4	BCC	06.06 - 12.08	1390	B	55 kW	1705	6
POLO JINQU (9J4) 1.4	BMG	06.06 - 12.08	1390	B	55 kW	1705	6
POLO JINQU (9J4) 1.4	CDD	12.07 - 12.12	1390	B	63 kW	1705	6
POLO JINQU (9J4) 1.6	BMH	06.06 - 12.12	1598	B	77 kW	1705	6
POLO JINQU (9J4) 1.6	CDE	06.06 - 12.12	1598	B	77 kW	1705	6
POLO Schrägheck (621) 1.4 GTI	CFBA	09.12 - 12.15	1390	B	96 kW	1705	6
POLO Schrägheck (621) 1.4 GTI	CFB	09.12 - 12.15	1390	B	96 kW	1705	6
POLO Schrägheck (621) 1.4 GTI	CZEA	05.15	1395	B	110 kW	1705	4
POLO Schrägheck (621) 1.4	CLPA	12.10 - 12.14	1390	B	63 kW	1705	5
POLO Schrägheck (621) 1.4	CLP	12.10 - 12.14	1390	B	63 kW	1705	6
POLO Schrägheck (621) 1.6	BMH	12.10 - 12.14	1598	B	77 kW	1705	6
POLO Schrägheck (621) 1.6	CLSA	12.10 - 12.14	1598	B	77 kW	1705	5
POLO Schrägheck (621) 1.6	CLS	12.10 - 12.14	1598	B	77 kW	1705	6
POLO Schrägheck (621) 1.6	CPJA	12.10 - 12.14	1598	B	77 kW	1705	6
POLO Schrägheck (621) 1.6	CPJ	12.10 - 12.14	1598	B	77 kW	1705	6
POLO Schrägheck (9J1) 1.4	BCC	01.02 - 03.06	1390	B	55 kW	1705	6
POLO Schrägheck (9J1) 1.6	BCD	01.02 - 01.06	1595	B	74 kW	1707	14
POLO Stufenheck (9J2) 1.4	BCC	06.03 - 03.06	1390	B	55 kW	1705	6
POLO Stufenheck (9J2) 1.6	BCD	01.02 - 01.06	1595	B	74 kW	1707	14
SANTANA 2000 (332) 1.8	AFE	04.96 - 03.04	1781	B	73 kW	1706	9
SANTANA 2000 (332) 1.8	AYJ	05.98 - 03.04	1781	B	71 kW	1706	13
SANTANA 2000 (332) 1.8	JV	04.95 - 03.04	1781	B	66 kW	1706	11
SANTANA 3000 (345) 1.8 LPG	BKU	01.05 - 12.07	1781	B/G	74 kW	1706	10
SANTANA 3000 (345) 1.8	AYJ	03.04 - 10.07	1781	B	71 kW	1706	13
SANTANA 3000 (345) 1.8	BKT	06.05 - 12.08	1781	B	74 kW	1706	13
SANTANA 3000 (345) 2.0	BTL	05.06 - 10.07	1984	B	80 kW	1708	21
SANTANA Kombi (331, 334) 1.8	AFE	08.96 - 07.08	1781	B	72 kW	1706	9
SANTANA Kombi (331, 334) 1.8	JV	03.85 - 12.00	1781	B	66 kW	1706	11
SANTANA Stufenheck (330, 333) 1.6	AYF	08.96 - 12.11	1595	B	64 kW	1706	10
SANTANA Stufenheck (330, 333) 1.8 CNG	AFE	01.05 - 12.14	1781	B/G	70 kW	1706	9
SANTANA Stufenheck (330, 333) 1.8	AFE	08.96 - 12.11	1781	B	72 kW	1706	9
SANTANA Stufenheck (330, 333) 1.8	JV	08.96 - 12.12	1781	B	70 kW	1706	11
SANTANA VISTA (345) 1.6	CMR	07.10 - 12.12	1595	B	70 kW	1706	10
SANTANA VISTA (345) 1.8 CNG	BKT	01.08 - 12.14	1781	B/G	74 kW	1706	13
SANTANA VISTA (345) 1.8	BKT	01.08 - 12.14	1781	B	74 kW	1706	13
SANTANA VISTA (345) 1.8	BKU	01.08 - 12.14	1781	B	74 kW	1706	10
SANTANA VISTA (345) 2.0	BTL	01.08 - 12.12	1984	B	80 kW	1708	21
TERAMONT (0A1) 330 TSI	DBFC	03.17	1984	B	137 kW	1708	22
TERAMONT (0A1) 330 TSI	DKVB	03.17	1984	B	137 kW	1708	22
TERAMONT (0A1) 380 TSI 4motion	CUGA	03.17 - 06.19	1984	B	162 kW	1708	22
TERAMONT (0A1) 380 TSI 4motion	DKXA	03.17 - 06.19	1984	B	162 kW	1708	22
TERAMONT (0A1) 380 TSI 4motion	DKXA	02.19	1984	B	162 kW	1708	22
TERAMONT (0A1) 530 V6 4motion	DDKA	03.17	2492	B	220 kW	1708	24
TERAMONT (0A1) 530 V6 4motion	DPKA	03.17	2492	B	220 kW	1708	24
TERAMONT (CU1) 380 TSI 4motion	DKXA	04.21	1984	B	162 kW	1708	22
TERAMONT (CU1) 530 V6 4motion	DMEA	07.21	2492	B	220 kW	1705	2
TERAMONT X (0PC) 330 TSI	DKVB	05.19	1984	B	137 kW	1708	22
TERAMONT X (0PC) 380 TSI Allrad	DKXA	05.19	1984	B	162 kW	1708	22
TERAMONT X (0PC) 530 V6 Allrad	DPKA	05.19	2492	B	220 kW	1708	24
TERAMONT X (CVC) 380 TSI 4motion	DKXA	04.21	1984	B	162 kW	1708	22
TERAMONT X (CVC) 530 V6 4motion	DMEA	07.21	2492	B	220 kW	1705	2
THARU (B21) 2.0 330 TSI Allrad	DKVB	10.18	1984	B	137 kW	1708	22
TIGUAN (591, 592) 1.4 TSI	CFBA	11.11	1390	B	96 kW	1705	6
TIGUAN (591, 592) 1.4 TSI	CFB	11.11	1390	B	96 kW	1705	6



							
TIGUAN (591, 592) 300 TSI 4motion	CEAA	03.10	1798	B	118 kW	1707	19
TIGUAN (591, 592) 300 TSI 4motion	CEA	03.10	1798	B	118 kW	1707	18
TIGUAN (591, 592) 300 TSI	CEAA	03.10	1798	B	118 kW	1707	19
TIGUAN (591, 592) 300 TSI	CEA	03.10	1798	B	118 kW	1707	18
TIGUAN (591, 592) 330 TSI 4motion	CGMA	03.10	1984	B	147 kW	1707	19
TIGUAN (591, 592) 330 TSI 4motion	CGM	03.10	1984	B	147 kW	1708	22
TIGUAN (591, 592) 330 TSI 4motion	CGM	03.10	1984	B	147 kW	1708	22
TIGUAN L (0T1, 0T3) 330 TSI	CUFA	01.17	1798	B	132 kW	1708	22
TIGUAN L (0T1, 0T3) 330 TSI	CUF	01.17	1798	B	132 kW	1708	22
TIGUAN L (0T1, 0T3) 330 TSI	DBFC	01.18	1984	B	137 kW	1708	22
TIGUAN L (0T1, 0T3) 330 TSI	DKVB	01.18	1984	B	137 kW	1708	22
TIGUAN L (0T1, 0T3) 380 TSI 4motion	CUGA	01.17	1984	B	162 kW	1708	22
TIGUAN L (0T1, 0T3) 380 TSI 4motion	CUG	01.17	1984	B	162 kW	1708	22
TIGUAN L (0T1, 0T3) 380 TSI 4motion	DKXA	01.17	1984	B	162 kW	1708	22
TIGUAN L (0T1, 0T3) 380 TSI 4motion	DKXA	06.19	1984	B	162 kW	1708	22
TIGUAN X Coupe (0T2, 0T4) 380TSI 4motion	DKXA	11.20	1984	B	162 kW	1708	22
TOURAN (9R1, 9R3) 1.4 TSI	CFBA	12.10	1390	B	96 kW	1705	6
TOURAN (9R1, 9R3) 1.4 TSI	CFB	12.10	1390	B	96 kW	1705	6
TOURAN (9R1, 9R3) 1.4 TSI	CFB	12.10	1390	B	96 kW	1705	6
TOURAN (9R1, 9R3) 1.8 Turbo	BPL	05.05 - 12.11	1781	B	110 kW	1707	14
TOURAN (9R1, 9R3) 1.8 Turbo	CFUA	05.05 - 12.11	1781	B	110 kW	1707	14
TOURAN (9R1, 9R3) 1.8 Turbo	CFU	05.05 - 12.11	1781	B	110 kW	1707	14
TOURAN (9R1, 9R3) 2.0	BJZ	11.04 - 01.08	1984	B	85 kW	1707	20
TOURAN (9R1, 9R3) 2.0	CGZA	04.09 - 12.11	1984	B	88 kW	1708	21
TOURAN (9R1, 9R3) 2.0	CGZ	04.09 - 12.11	1984	B	88 kW	1708	21
TOURAN L (0R1) 330 TSI	CUFA	03.16	1798	B	132 kW	1708	22
VILORAN (C61) 380 TSI	DKXA	05.20	1984	B	162 kW	1708	22



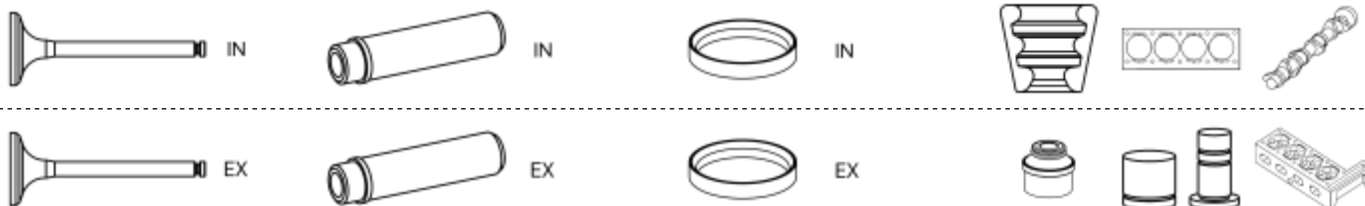
# VW (SVW)



ENGINE		ccm	kW			1 POS	ENGINE		ccm	kW			1 POS		
AFE	81,000	4	1781	70 - 73 kW	B	1706	9	CFN	76,500	4	1598	77 kW	B	1705	6
ANQ	81,000	4	1781	92 kW	B	1707	14	CFUA	81,000	4	1781	110 kW	B	1707	14
AQM	79,500	4	1896	47 kW	D	1705	7	CFU	81,000	4	1781	110 kW	B	1707	14
AWL	81,000	4	1781	110 kW	B	1707	14	CGMA	82,500	4	1984	147 kW	B	1707	19
AYF	81,000	4	1595	64 kW	B	1706	10	CGM	82,500	4	1984	147 kW	B	1708	22
AYJ	81,000	4	1781	71 kW	B	1706	13	CGZA	82,500	4	1984	88 kW	B	1708	21
BBG	82,500	6	2771	140 kW	B	1707	16	CGZ	82,500	4	1984	88 kW	B	1708	21
BCC	76,500	4	1390	55 kW	B	1705	6	CHHB	82,500	4	1984	162 kW	B	1707	17
BCD	81,000	4	1595	74 - 77 kW	B	1707	14	CJSA	82,500	4	1798	132 kW	B	1707	15
BDJ	81,000	4	1968	51 kW	D	1706	12	CJSC	82,500	4	1798	132 kW	B	1707	17
BFF	82,500	4	1984	85 kW	B	1707	20	CJZD	71,000	4	1197	81 kW	B	1705	3
BGC	81,000	4	1781	110 kW	B	1707	14	CLPA	76,500	4	1390	63 kW	B	1705	5
BHJ	81,000	4	1595	64 kW	B	1706	10	CLP	76,500	4	1390	63 kW	B	1705	6
BJZ	82,500	4	1984	85 kW	B	1707	20	CLSA	76,500	4	1598	77 kW	B	1705	5
BKT	81,000	4	1781	74 kW	B/G	1706	13	CLS	76,500	4	1598	77 kW	B	1705	6
BKU	81,000	4	1781	74 kW	B/G	1706	10	CMR	81,000	4	1595	70 kW	B	1706	10
BMG	76,500	4	1390	55 kW	B	1705	6	CNGA	84,000	6	2975	184 kW	B	1708	24
BMH	76,500	4	1598	77 kW	B	1705	6	CNG	84,000	6	2975	184 kW	B	1708	24
BNG		4	1390	55 kW	B	1705	1	CPJA	76,500	4	1598	77 kW	B	1705	6
BNL	82,500	4	1984	85 kW	B	1708	21	CPJ	76,500	4	1598	77 kW	B	1705	6
BPL	81,000	4	1781	110 kW	B	1707	14	CREB	84,500	6	2995	220 kW	B	1708	25
BPZ	79,500	4	1896	85 kW	D	1706	8	CUFA	82,500	4	1798	132 kW	B	1708	22
BTL	82,500	4	1984	80 - 85 kW	B	1708	21	CUF	82,500	4	1798	132 kW	B	1708	22
BWG	81,000	4	1595	74 kW	B	1707	14	CUGA	82,500	4	1984	162 kW	B	1708	22
BWH	81,000	4	1595	74 - 77 kW	B	1707	14	CUG	82,500	4	1984	162 kW	B	1708	22
BXX	82,500	4	1984	85 kW	B	1708	21	CUHA	82,500	4	1984	165 - 169 kW	B	1708	22
BYJ	82,500	4	1798	118 kW	B	1707	19	CXDA	82,500	4	1984	162 kW	B	1708	23
CDD	76,500	4	1390	63 kW	B	1705	6	CZEA	74,500	4	1395	110 kW	B	1705	4
CDEA	76,500	4	1598	77 kW	B	1705	6	DBFC	82,500	4	1984	137 kW	B	1708	22
CDE	76,500	4	1598	74 - 77 kW	B	1705	6	DBHA	82,500	4	1798	132 kW	B	1708	22
CDF	76,500	4	1595	77 kW	B	1705	6	DBH	82,500	4	1798	132 kW	B	1708	22
CEAA	82,500	4	1798	118 kW	B	1707	19	DBJA	82,500	4	1984	162 kW	B	1708	22
CEA	82,500	4	1798	118 kW	B	1707	18	DBJ	82,500	4	1984	162 kW	B	1708	22
CEDA	81,000	4	1781	120 kW	B	1707	14	DDKA	84,000	6	2492	220 kW	B	1708	24
CED	81,000	4	1781	120 kW	B	1707	14	DKVB	82,500	4	1984	137 kW	B	1708	22
CENA	82,500	4	1984	88 kW	B	1708	21	DKXA	82,500	4	1984	162 kW	B	1708	22
CEN	82,500	4	1984	88 kW	B	1708	21	DMEA		6	2492	220 kW	B	1705	2
CFBA	76,500	4	1390	96 kW	B	1705	6	DMJA	82,500	4	1984	165 kW	B	1708	22
CFB	76,500	4	1390	96 kW	B	1705	6	DPKA	84,000	6	2492	220 kW	B	1708	24
CFNA	76,500	4	1598	77 kW	B	1705	5	JV	81,000	4	1781	66 - 70 kW	B	1706	11



# VW (SVW)



1

BNG ,

**850225-6**

28,60 x 6,00 x 99,35 x 45°

**860226-6**

26,70 x 6,00 x 99,35 x 45°

2

DMEA ,

**915097-8**

Ø 6,00

**71,000 mm**

3

CJZD ,

**855019-4**

26,60 x 5,00 x 110,25 x 45°

**M-5**

**865020-4**

23,60 x 5,00 x 110,10 x 30°

**74,500 mm**

4

CZEA ,

**855021-4**

28,50 x 5,00 x 110,25 x 45°

**M-5**

**865022-4**

25,00 x 5,00 x 110,10 x 30°

**76,500 mm**

5

CFNA , CLPA , CLSA ,

**855061-4**

29,60 x 6,00 x 101,00 x 45°

**M-6**

**865062-4**

26,15 x 6,00 x 100,60 x 45°

**915097-8**

Ø 6,00

**76,500 mm**

6

BCC , BMG , BMH , CDD , CDEA , CDE , CDF , CFBA , CFB , CFN , CLP , CLS , CPJA , CPJ ,

**915097-8**

Ø 6,00

**79,500 mm**

7

AQM ,

**855029-4**

36,05 x 7,00 x 96,60 x 45°

**M-7**

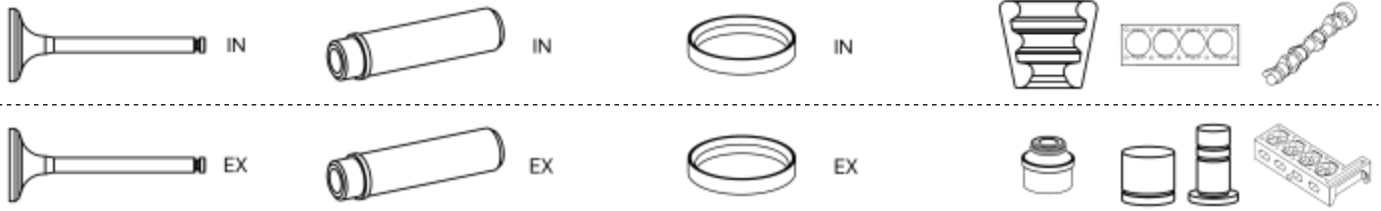
**905007-1**

**865030-4**

31,55 x 7,00 x 96,35 x 45°

**915001-8**

Ø 7,00



<b>79,500 mm</b>	<b>8</b>
------------------	----------

BPZ ,	
<b>850241-4</b>	<b>M-7</b>
36,00 x 7,00 x 89,50 x 45°	
<b>860244-4</b>	<b>915001-8</b>
31,60 x 7,00 x 89,00 x 45°	
Ø 7,00	

<b>81,000 mm</b>	<b>9</b>
------------------	----------

AFE ,	
<b>905002-1</b>	
-----	
<b>915001-8</b>	<b>975002-8</b>
Ø 7,00	Hydro

<b>81,000 mm</b>	<b>10</b>
------------------	-----------

AYF , BBJ , BKU , CMR ,	
-----	
<b>915001-8</b>	
Ø 7,00	

<b>81,000 mm</b>	<b>11</b>
------------------	-----------

JV ,			
<b>850217-4</b>	<b>880223-4</b>	<b>M-8</b>	<b>905002-1</b>
38,00 x 8,00 x 90,35 x 45°	12,07 x 8,00 x 42,50   IN   EX		
<b>855028-4</b>			
38,10 x 8,00 x 91,80 x 45°			
<b>855048-4</b>			
38,00 x 8,00 x 98,70 x 45°			
<b>860215-4</b>			<b>912801-8</b>
33,20 x 8,00 x 98,50 x 45°		Ø 8,00	
		<b>975001-8</b>	
		Hydro	
<b>865049-4</b>			
33,00 x 8,00 x 98,50 x 45°			
<b>865084-4</b>			
33,15 x 8,00 x 91,20 x 45°			

<b>81,000 mm</b>	<b>12</b>
------------------	-----------

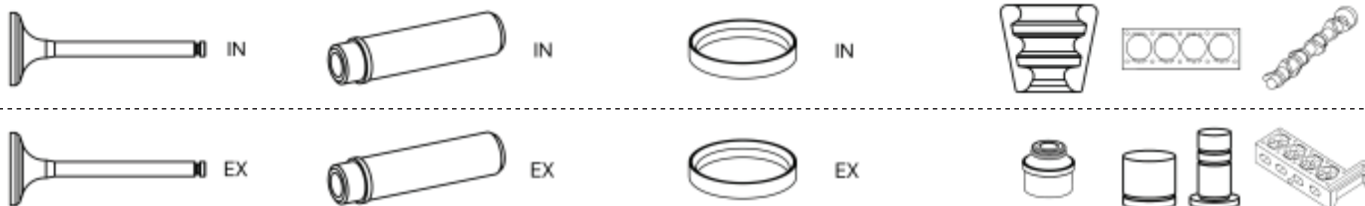
BDJ ,	
<b>850241-4</b>	<b>M-7</b>
36,00 x 7,00 x 89,50 x 45°	
<b>860244-4</b>	<b>915001-8</b>
31,60 x 7,00 x 89,00 x 45°	
Ø 7,00	

<b>81,000 mm</b>	<b>13</b>
------------------	-----------

AYJ , BKT ,	
-----	
<b>915001-8</b>	<b>975002-8</b>
Ø 7,00	Hydro



# VW (SVW)



**81,000 mm**

**14**

ANQ , AWL , BCD , BGC , BPL , BWG , BWH , CEDA , CED , CFUA , CFU ,

915097-8

Ø 6,00

**82,500 mm**

**15**

CJSA ,

M-6

860246-4

28,10 x 6,00 x 101,90 x 45°

915097-8

Ø 6,00

975013-8

Hydro

**82,500 mm**

**16**

BBG ,

850229-4

26,90 x 6,00 x 105,09 x 45°

880228-4

11,05 x 6,00 x 36,15 | IN | EX

M-6

860234-4

30,00 x 6,00 x 104,20 x 45°

915097-8

Ø 6,00

975011-8

Hydro

860236-5

27,15 x 6,00 x 136,30 x 45°

975012-8

Hydro

**82,500 mm**

**17**

CHHB , CJSC ,

M-6

860246-4

28,10 x 6,00 x 101,90 x 45°

915097-8

Ø 6,00

**82,500 mm**

**18**

CEA ,

850247-4

33,90 x 6,00 x 104,00 x 45°

M-6

860248-4

28,10 x 6,00 x 102,00 x 45°

915097-8

Ø 6,00

975013-8

Hydro

**82,500 mm**

**19**

BYJ , CEAA , CGMA ,

850247-4

33,90 x 6,00 x 104,00 x 45°

M-6

860248-4

28,10 x 6,00 x 102,00 x 45°

915097-8

Ø 6,00

**82,500 mm**

**20**

BFF , BJZ ,

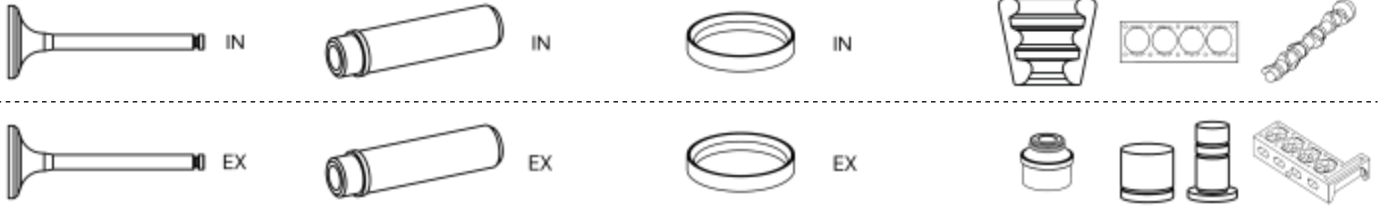
915001-8

Ø 7,00

975002-8

Hydro

# VW (SVW)



**82,500 mm**

**21**

BNL , BTL , BXX , CENA , GEN , CGZA , CGZ ,

915001-8

Ø 7,00

**82,500 mm**

**22**

CGM , CUFA , CUF , CUGA , CUG , CUHA , DBFC , DBHA , DBH , DBJA , DBJ , DKVB , DKXA , DMJA ,

915097-8

Ø 6,00

**82,500 mm**

**23**

CXDA ,

M-6

915097-8

Ø 6,00

**84,000 mm**

**24**

CNGA , CNG , DDKA , DPKA ,

915097-8

Ø 6,00

**84,500 mm**

**25**

CREB ,

915097-8















Ø 6,00



**siehe Motorenliste**  
**see engline list**  
**voir la liste des moteurs**  
**ver lista de motores**  
**см. список двигателей**  
**تاكړ حط ا قعوتق رظنا**

# WESTERN STAR



 ENGINE	 Ø	 ccm	 kW	 D	 1711	 1	
DD13	132,000	6	12809	331 - 512 kW	D	1711	1
 ENGINE	 Ø	 ccm	 kW	 D	 1711	 2	
DD15	139,000	6	14841	339 - 512 kW	D	1711	2



**132,000 mm**

**1**

DD13,

**851075-6**

**881006-4**

45,00 x 9,50 x 240,00 x 20°

15,04 x 9,50 x 98,10 | IN | EX

**139,000 mm**







**2**

DD15,

**881006-4**

15,04 x 9,50 x 98,10 | IN | EX

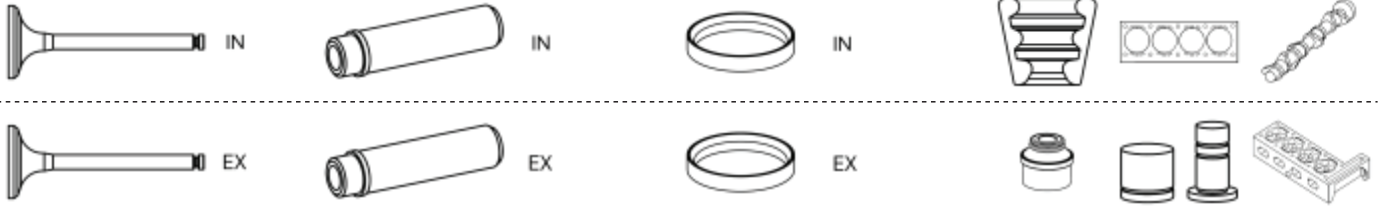


	 ENGINE	 00000	ccm		kW		 1 POS
101 1.1 Super	128 AC5.000	07.79 - 09.81	1116	B	47 kW	1714	6
101 1.1	128 A.000	06.73 - 01.90	1116	B	40 kW	1714	6
101 1.1	128 A.000	12.75 - 01.80	1116	B	37 kW	1714	6
101 1.3	128 AR.000	10.81 - 12.93	1290	B	48 kW	1715	8
10 1.2 60	188 A4.000	10.05	1242	B	44 kW	1714	2
KORAL 1.1	TU1JP	10.02 - 11.08	1124	B	44 kW	1714	3
YUGO FLORIDA 1.3	146 A5.000	01.02 - 11.08	1301	B	48 kW	1715	9
YUGO FLORIDA 1.6	TU5JP	01.02 - 11.08	1587	B	70 kW	1714	4
YUGO TEMPO 1.3	146 A5.000	04.00 - 09.04	1301	B	49 kW	1715	9
YUGO 0.9	9A	04.80 - 06.92	903	B	33 kW	1714	1
YUGO 55	128 A.000	04.80 - 06.95	1116	B	40 kW	1714	6
YUGO 60 EFI (145 A)	100 GL. 0.64	08.91 - 06.95	1116	B	44 kW	1714	5



# ZASTAVA

ENGINE	$\varnothing$		ccm	kW	B	1714	1	ENGINE	$\varnothing$		ccm	kW	B	1714	1
							POS								POS
100 GL. 0.64	80,000	4	1116	44 kW	B	1714	5	160 A1.000	80,500	4	1372	51 - 52 kW	B	1714	7
128 A.000	80,000	4	1116	37 - 47 kW	B	1714	6	188 A4.000	70,800	4	1242	44 kW	B	1714	2
128 AC5.000	80,000	4	1116	47 kW	B	1714	6	9A	65,000	4	903	33 kW	B	1714	1
128 AR.000	86,000	4	1290	48 - 49 kW	B	1715	8	TU1JP	72,000	4	1124	44 kW	B	1714	3
146 A5.000	86,400	4	1301	48 - 49 kW	B	1715	9	TU5JP	78,500	4	1587	70 kW	B	1714	4



## 65,000 mm

1

9A ,

**880226-4**

12,08 x 7,00 x 38,00 | IN | EX

**R-7**

**915001-8**

Ø 7,00

## 70,800 mm

2

188 A4.000 ,

**852005-4**

31,50 x 7,00 x 97,00 x 45°

**882040-4**

13,00 x 7,00 x 42,20 | IN | EX

**915001-8**

Ø 7,00

## 72,000 mm

3

TU1JP ,

**853721-4**

36,50 x 7,00 x 112,70 x 45°

**883709-4**

13,06 x 7,00 x 47,60 | IN | EX

**853727-4**

36,80 x 7,00 x 112,80 x 30°

**863728-4**

29,30 x 7,00 x 112,60 x 45°

**915001-8**

Ø 7,00

## 78,500 mm

4

TU5JP ,

**915001-8**

Ø 7,00

## 80,000 mm

5

100 GL. 0.64 ,

**882040-4**

13,00 x 7,00 x 42,20 | IN | EX

**915001-8**

Ø 7,00

## 80,000 mm

6

128 A.000 , 128 AC5.000 ,

**912801-8**

Ø 8,00

## 80,500 mm

7

160 A1.000 ,

**880222-4**

12,06 x 8,00 x 36,50 | IN | EX

**882047-4**

14,07 x 8,00 x 46,00 | IN | EX



**86,000 mm**

128 AR.000 ,

**8**

**912801-8**

Ø 8,00

**86,400 mm**

146 A5.000 ,

**9**


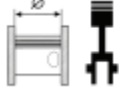




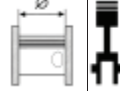



**912801-8**

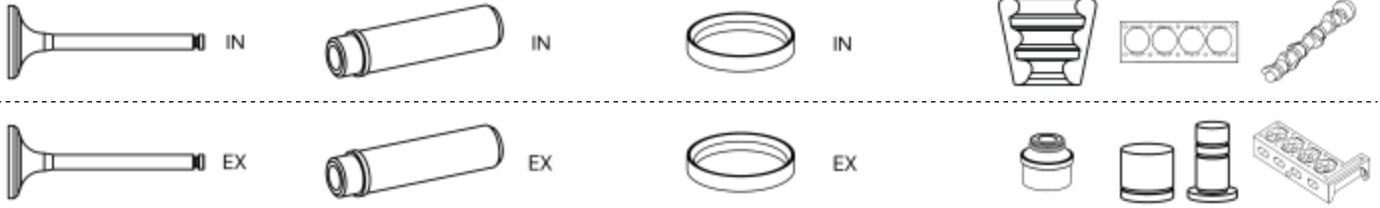
Ø 8,00



**siehe Motorenliste**  
**see engline list**  
**voir la liste des moteurs**  
**ver lista de motores**  
**см. список двигателей**  
**تالتر حطما قمىق رظنا**



			ccm	kW			1 POS				ccm	kW			1 POS
D 0826 LFL03	108,000	6	6871	162 kW	D	1718	1	D 0836 LOH 66	108,000	6	6871	213 kW	D	1718	2
D 0826 LFL06	108,000	6	6871	162 kW	D	1718	1	D 0836 LOH 70	108,000	6	6871	213 kW	D	1718	2
D 0826 LFL08	108,000	6	6871	162 kW	D	1718	1	D 0836 LOH 72	108,000	6	6871	213 kW	D	1718	2
D 0826 LFL10	108,000	6	6871	162 kW	D	1718	1	D 2066 LUH 11	120,000	6	10518	199 kW	D	1718	3
D 0836 LFL 01	108,000	6	6871	206 - 215 kW	D	1718	1	D 2066 LUH 21	120,000	6	10518	199 kW	D	1718	3
D 0836 LFL 02	108,000	6	6871	162 kW	D	1718	1	D 2866 LUH 22	128,000	6	11967	191 kW	D	1718	5
D 0836 LFL 03	108,000	6	6871	206 kW	D	1718	1	D 2866 LUH 23	128,000	6	11967	191 kW	D	1718	4
D 0836 LFL 05	108,000	6	6871	180 kW	D	1718	1	D 2866 LUH 24	128,000	6	11967	228 kW	D	1718	4
D 0836 LOH 60	108,000	6	6871	213 kW	D	1718	2	D 2866 LUH 26	128,000	6	11967	228 kW	D	1718	5
D 0836 LOH 64	108,000	6	6871	209 - 213 kW	D	1718	2	E 2876 LUH 03	128,000	6	12816	228 - 235 kW	G	1718	6



**108,000 mm** **1**

D 0826 LFL03 , D 0826 LFL06 , D 0826 LFL08 , D 0826 LFL10 , D 0836 LFL 01 , D 0836 LFL 02 , D 0836 LFL 03 , D 0836 LFL 05 ,

<b>853124-6</b> 49,10 x 10,00 x 136,50 x 30°	<b>883136-6</b> 16,04 x 10,00 x 65,00   IN	<b>873115-6</b> 51,10 x 41,60 x 7,40 x 30°   IN	<b>K-10</b>
<b>863123-6</b> 42,00 x 10,00 x 136,35 x 45°		<b>873114-6</b> 44,00 x 35,00 x 8,10 x 45°   EX	<b>973101-6</b>

**108,000 mm** **2**

D 0836 LOH 60 , D 0836 LOH 64 , D 0836 LOH 66 , D 0836 LOH 70 , D 0836 LOH 72 ,

<b>853138-6</b> 38,10 x 7,00 x 141,50 x 30°		<b>M-7</b>
<b>863139-6</b> 34,00 x 7,00 x 141,00 x 45°		

**120,000 mm** **3**

D 2066 LUH 11 , D 2066 LUH 21 ,

<b>853140-6</b> 40,10 x 9,00 x 160,50 x 30°	<b>873118-6</b> 42,05 x 32,30 x 8,05 x 30°   IN	
<b>863141-6</b> 38,10 x 9,00 x 160,30 x 45°	<b>873119-6</b> 40,05 x 33,00 x 8,05 x 45°   EX	<b>911002-8</b> Ø 9,00

**128,000 mm** **4**

D 2866 LUH 23 , D 2866 LUH 24 ,

<b>853128-6</b> 46,00 x 9,00 x 153,70 x 30°	<b>873116-6</b> 48,10 x 38,10 x 7,96 x 30°   IN	<b>R-9</b>
<b>853134-6</b> 46,05 x 9,00 x 153,70 x 30°		
<b>863130-6</b> 46,00 x 9,00 x 153,65 x 45°	<b>873117-6</b> 48,10 x 40,10 x 7,96 x 45°   EX	<b>911002-8</b> Ø 9,00
<b>863135-6</b> 46,05 x 9,00 x 153,70 x 45°		

**128,000 mm** **5**

D 2866 LUH 22 , D 2866 LUH 26 ,

<b>853118-6</b> 58,00 x 12,00 x 142,50 x 30°		<b>K-12</b>
<b>863112-6</b> 50,87 x 12,00 x 142,50 x 45°	<b>873112-6</b> 53,10 x 42,85 x 10,00 x 45°   EX	<b>911010-8</b> Ø 12,00

**128,000 mm** **6**

E 2876 LUH 03 ,

<b>853141-6</b> 58,00 x 12,00 x 142,50 x 30°		
		<b>911010-8</b> Ø 12,00



# OE- Reference

OE- Manu.	Reference-No.	SM-No.	On Page
ALFA ROMEO	0605041100	912801-8	94 ,95 ,96 ,97 ,98 ,99 ,100 ,104 ,105 ,106 ,107 ,108 ,113 ,115 ,116 ,117 ,118 ,119 ,120 ,121 ,125 ,126 ,138 ,139 ,140 ,202 ,209 ,210 ,211 ,322 ,425 ,428 ,429 ,430 ,431 ,433 ,434 ,438 ,439 ,441 ,443 ,512 ,514 ,518 ,519 ,521 ,552 ,553 ,554 ,591 ,597 ,696 ,697 ,708 ,709 ,712 ,1028 ,1076 ,1264 ,1314 ,1315 ,1316 ,1317 ,1319 ,1320 ,1323 ,1325 ,1326 ,1330 ,1331 ,1332 ,1334 ,1369 ,1413 ,1477 ,1513 ,1517 ,1626 ,1629 ,1630 ,1631 ,1632 ,1633 ,1634 ,1635 ,1636 ,1637 ,1638 ,1639 ,1640 ,1641 ,1642 ,1643 ,1644 ,1646 ,1647 ,1649 ,1650 ,1653 ,1654 ,1656 ,1657 ,1658 ,1659 ,1660 ,1661 ,1663 ,1664 ,1665 ,1666 ,1667 ,1668 ,1669 ,1671 ,1673 ,1674 ,1675 ,1676 ,1677 ,1678 ,1680 ,1684 ,1695 ,1696 ,1697 ,1706 ,1714 ,1715
ALFA ROMEO	10110.01503.02	880121-4	20 ,21 ,25
ALFA ROMEO	195.36.03.300.00	850117-4	25
ALFA ROMEO	24434957	863584-4	26 ,252 ,442 ,593 ,1079 ,1265 ,1407 ,1480 ,1481
ALFA ROMEO	40101573	911005-8	26 ,156 ,259 ,376 ,387 ,660 ,932 ,933 ,934 ,935 ,936 ,937 ,938 ,939 ,940 ,941 ,1082 ,1250 ,1338 ,1482 ,1522 ,1523 ,1524 ,1526 ,1527 ,1528 ,1529 ,1535 ,1536 ,1542 ,1543 ,1544 ,1545 ,1546
ALFA ROMEO	46413078	974001-8	22 ,23 ,24 ,429 ,431 ,432 ,435 ,443 ,709 ,710 ,712 ,715 ,716 ,1225 ,1233 ,1235 ,1236 ,1265 ,1266 ,1267
ALFA ROMEO	46416321	862048-4	21 ,22 ,432 ,433 ,591 ,709 ,710 ,1076 ,1264 ,1413 ,1477
ALFA ROMEO	46440885	915001-8	22 ,23 ,24 ,25 ,26 ,27 ,96 ,99 ,100 ,101 ,102 ,103 ,104 ,107 ,108 ,110 ,111 ,118 ,119 ,120 ,121 ,122 ,128 ,129 ,138 ,140 ,142 ,199 ,200 ,202 ,203 ,204 ,206 ,207 ,208 ,210 ,211 ,212 ,286 ,287 ,289 ,290 ,292 ,293 ,295 ,302 ,303 ,304 ,307 ,321 ,323 ,341 ,424 ,425 ,426 ,427 ,428 ,430 ,431 ,432 ,433 ,435 ,439 ,443 ,444 ,514 ,515 ,516 ,518 ,519 ,530 ,553 ,563 ,623 ,659 ,697 ,706 ,707 ,708 ,709 ,710 ,712 ,713 ,715 ,716 ,717 ,732 ,735 ,784 ,881 ,993 ,994 ,1025 ,1026 ,1027 ,1073 ,1119 ,1120 ,1121 ,1123 ,1124 ,1125 ,1126 ,1128 ,1130 ,1136 ,1137 ,1158 ,1159 ,1161 ,1224 ,1225 ,1227 ,1232 ,1233 ,1235 ,1236 ,1238 ,1239 ,1255 ,1266 ,1267 ,1311 ,1312 ,1313 ,1314 ,1315 ,1317 ,1318 ,1319 ,1320 ,1321 ,1322 ,1323 ,1325 ,1326 ,1327 ,1328 ,1331 ,1332 ,1333 ,1334 ,1363 ,1365 ,1367 ,1368 ,1369 ,1370 ,1371 ,1372 ,1374 ,1377 ,1378 ,1382 ,1413 ,1475 ,1514 ,1523 ,1524 ,1626 ,1627 ,1629 ,1630 ,1631 ,1632 ,1633 ,1635 ,1637 ,1638 ,1643 ,1644 ,1645 ,1646 ,1647 ,1648 ,1649 ,1650 ,1651 ,1652 ,1654 ,1660 ,1661 ,1663 ,1664 ,1665 ,1666 ,1667 ,1668 ,1669 ,1670 ,1671 ,1676 ,1677 ,1678 ,1679 ,1680 ,1681 ,1682 ,1683 ,1695 ,1696 ,1697 ,1698 ,1699 ,1700 ,1705 ,1706 ,1707 ,1708 ,1714
ALFA ROMEO	46478834	852047-4	21 ,22 ,432 ,433 ,591 ,709 ,710 ,1076 ,1264 ,1413 ,1477
ALFA ROMEO	46750859	852047-4	21 ,22 ,432 ,433 ,591 ,709 ,710 ,1076 ,1264 ,1413 ,1477
ALFA ROMEO	46764378	862048-4	21 ,22 ,432 ,433 ,591 ,709 ,710 ,1076 ,1264 ,1413 ,1477
ALFA ROMEO	46783962	862048-4	21 ,22 ,432 ,433 ,591 ,709 ,710 ,1076 ,1264 ,1413 ,1477
ALFA ROMEO	46787055	974001-8	22 ,23 ,24 ,429 ,431 ,432 ,435 ,443 ,709 ,710 ,712 ,715 ,716 ,1225 ,1233 ,1235 ,1236 ,1265 ,1266 ,1267
ALFA ROMEO	55193126	852047-4	21 ,22 ,432 ,433 ,591 ,709 ,710 ,1076 ,1264 ,1413 ,1477
ALFA ROMEO	55202630	862048-4	21 ,22 ,432 ,433 ,591 ,709 ,710 ,1076 ,1264 ,1413 ,1477
ALFA ROMEO	55206431	853531-4	21 ,22 ,24 ,258 ,430 ,431 ,432 ,435 ,592 ,709 ,711 ,1075 ,1264 ,1477
ALFA ROMEO	55207517	853531-4	21 ,22 ,24 ,258 ,430 ,431 ,432 ,435 ,592 ,709 ,711 ,1075 ,1264 ,1477
ALFA ROMEO	55207955	863532-4	21 ,22 ,24 ,258 ,429 ,430 ,431 ,432 ,435 ,592 ,708 ,709 ,711 ,1073 ,1075 ,1076 ,1264 ,1475 ,1477 ,1478
ALFA ROMEO	55220016	863532-4	21 ,22 ,24 ,258 ,429 ,430 ,431 ,432 ,435 ,592 ,708 ,709 ,711 ,1073 ,1075 ,1076 ,1264 ,1475 ,1477 ,1478
ALFA ROMEO	55222934	863532-4	21 ,22 ,24 ,258 ,429 ,430 ,431 ,432 ,435 ,592 ,708 ,709 ,711 ,1073 ,1075 ,1076 ,1264 ,1475 ,1477 ,1478
ALFA ROMEO	60503036	M-8	7 ,21 ,22 ,25 ,26 ,95 ,96 ,97 ,98 ,99 ,100 ,101 ,104 ,105 ,106 ,107 ,108 ,113 ,115 ,116 ,117 ,118 ,119 ,120 ,121 ,125 ,126 ,138 ,139 ,140 ,202 ,208 ,209 ,210 ,211 ,251 ,253 ,299 ,302 ,303 ,304 ,322 ,355 ,356 ,357 ,358 ,359 ,360 ,361 ,363 ,366 ,367 ,368 ,369 ,370 ,390 ,391 ,392 ,432 ,433 ,442 ,444 ,445 ,508 ,509 ,512 ,514 ,515 ,516 ,518 ,519 ,520 ,521 ,522 ,526 ,527 ,528 ,529 ,534 ,539 ,548 ,553 ,575 ,591 ,597 ,623 ,660 ,664 ,667 ,709 ,710 ,715 ,722 ,723 ,729 ,1028 ,1076 ,1132 ,1135 ,1136 ,1137 ,1156 ,1157 ,1242 ,1243 ,1249 ,1250 ,1257 ,1264 ,1314 ,1315 ,1316 ,1317 ,1319 ,1320 ,1325 ,1326 ,1330 ,1331 ,1332 ,1335 ,1369 ,1413 ,1418 ,1432 ,1477 ,1513 ,1517 ,1521 ,1522 ,1523 ,1524 ,1528 ,1529 ,1533 ,1536 ,1537 ,1542 ,1544 ,1545 ,1546 ,1629 ,1630 ,1631 ,1632 ,1633 ,1634 ,1635 ,1636 ,1637 ,1639 ,1640 ,1641 ,1642 ,1643 ,1644 ,1645 ,1646 ,1647 ,1649 ,1650 ,1653 ,1654 ,1656 ,1657 ,1658 ,1659 ,1660 ,1661 ,1663 ,1664 ,1665 ,1666 ,1667 ,1669 ,1671 ,1673 ,1674 ,1675 ,1676 ,1677 ,1679 ,1680 ,1681 ,1686 ,1688 ,1689 ,1690 ,1695 ,1696 ,1697 ,1699 ,1706
ALFA ROMEO	60507194	K-8	7 ,10 ,35 ,152 ,153 ,259 ,293 ,294 ,295 ,296 ,297 ,303 ,322 ,323 ,324 ,336 ,341 ,355 ,356 ,357 ,358 ,359 ,360 ,366 ,367 ,368 ,369 ,390 ,391 ,433 ,434 ,435 ,436 ,437 ,439 ,448 ,449 ,454 ,455 ,530 ,597 ,614 ,623 ,644 ,645 ,646 ,659 ,660 ,667 ,680 ,698 ,729 ,732 ,794 ,993 ,1073 ,1076 ,1126 ,1127 ,1128 ,1129 ,1130 ,1131 ,1136 ,1137 ,1138 ,1226 ,1227 ,1228 ,1229 ,1230 ,1231 ,1232 ,1233 ,1234 ,1238 ,1239 ,1249 ,1256 ,1399 ,1413 ,1414 ,1418 ,1419 ,1475 ,1477 ,1513 ,1514 ,1517 ,1522 ,1523 ,1528 ,1544 ,1679



# OE- Reference



OE- Manu.	Reference-No.	SM-No.	On Page
ALFA ROMEO	60507194	K-8	7 ,10 ,35 ,152 ,153 ,259 ,293 ,294 ,295 ,296 ,297 ,303 ,322 ,323 ,324 ,336 ,341 ,355 ,356 ,357 ,358 ,359 ,360 ,366 ,367 ,368 ,369 ,390 ,391 ,433 ,434 ,435 ,436 ,437 ,439 ,448 ,449 ,454 ,455 ,530 ,597 ,614 ,623 ,644 ,645 ,646 ,659 ,660 ,667 ,680 ,698 ,729 ,732 ,794 ,993 ,1073 ,1076 ,1126 ,1127 ,1128 ,1129 ,1130 ,1131 ,1136 ,1137 ,1138 ,1226 ,1227 ,1228 ,1229 ,1230 ,1231 ,1232 ,1233 ,1234 ,1238 ,1239 ,1249 ,1256 ,1399 ,1413 ,1414 ,1418 ,1419 ,1475 ,1477 ,1513 ,1514 ,1517 ,1522 ,1523 ,1528 ,1544 ,1679
ALFA ROMEO	60507558	M-7	22 ,23 ,24 ,26 ,27 ,96 ,99 ,100 ,101 ,102 ,103 ,107 ,108 ,110 ,111 ,120 ,121 ,138 ,140 ,199 ,200 ,202 ,203 ,207 ,208 ,211 ,250 ,290 ,293 ,295 ,298 ,302 ,303 ,304 ,335 ,432 ,433 ,435 ,441 ,442 ,444 ,514 ,515 ,516 ,518 ,519 ,520 ,524 ,525 ,526 ,527 ,528 ,529 ,547 ,548 ,553 ,592 ,655 ,659 ,698 ,710 ,712 ,715 ,748 ,749 ,750 ,881 ,886 ,894 ,896 ,900 ,902 ,994 ,1006 ,1080 ,1082 ,1083 ,1123 ,1126 ,1128 ,1129 ,1135 ,1136 ,1137 ,1159 ,1161 ,1236 ,1238 ,1266 ,1311 ,1314 ,1315 ,1317 ,1318 ,1319 ,1320 ,1321 ,1322 ,1323 ,1326 ,1327 ,1328 ,1332 ,1365 ,1367 ,1368 ,1369 ,1370 ,1371 ,1372 ,1374 ,1377 ,1399 ,1481 ,1483 ,1515 ,1516 ,1518 ,1519 ,1520 ,1521 ,1523 ,1524 ,1626 ,1630 ,1631 ,1633 ,1635 ,1637 ,1638 ,1643 ,1644 ,1645 ,1646 ,1647 ,1648 ,1649 ,1650 ,1651 ,1652 ,1654 ,1661 ,1664 ,1665 ,1666 ,1667 ,1668 ,1669 ,1670 ,1671 ,1678 ,1679 ,1680 ,1681 ,1682 ,1683 ,1691 ,1695 ,1696 ,1697 ,1698 ,1699 ,1700 ,1705 ,1706 ,1718
ALFA ROMEO	60513310	850117-4	25
ALFA ROMEO	60548495	915001-8	22 ,23 ,24 ,25 ,26 ,27 ,96 ,99 ,100 ,101 ,102 ,103 ,104 ,107 ,108 ,110 ,111 ,118 ,119 ,120 ,121 ,122 ,128 ,129 ,138 ,140 ,142 ,199 ,200 ,202 ,203 ,204 ,206 ,207 ,208 ,210 ,211 ,212 ,286 ,287 ,289 ,290 ,292 ,293 ,295 ,302 ,303 ,304 ,307 ,321 ,323 ,341 ,424 ,425 ,426 ,427 ,428 ,430 ,431 ,432 ,433 ,435 ,439 ,443 ,444 ,514 ,515 ,516 ,518 ,519 ,530 ,553 ,563 ,623 ,659 ,697 ,706 ,707 ,708 ,709 ,710 ,712 ,713 ,715 ,716 ,717 ,732 ,735 ,784 ,881 ,993 ,994 ,1025 ,1026 ,1027 ,1073 ,1119 ,1120 ,1121 ,1123 ,1124 ,1125 ,1126 ,1128 ,1130 ,1136 ,1137 ,1158 ,1159 ,1161 ,1224 ,1225 ,1227 ,1232 ,1233 ,1235 ,1236 ,1238 ,1239 ,1255 ,1266 ,1267 ,1311 ,1312 ,1313 ,1314 ,1315 ,1317 ,1318 ,1319 ,1320 ,1321 ,1322 ,1323 ,1325 ,1326 ,1327 ,1328 ,1331 ,1332 ,1333 ,1334 ,1363 ,1365 ,1367 ,1368 ,1369 ,1370 ,1371 ,1372 ,1374 ,1377 ,1378 ,1382 ,1413 ,1475 ,1514 ,1523 ,1524 ,1626 ,1627 ,1629 ,1630 ,1631 ,1632 ,1633 ,1635 ,1637 ,1638 ,1643 ,1644 ,1645 ,1646 ,1647 ,1648 ,1649 ,1650 ,1651 ,1652 ,1654 ,1660 ,1661 ,1663 ,1664 ,1665 ,1666 ,1667 ,1668 ,1669 ,1670 ,1671 ,1676 ,1677 ,1678 ,1679 ,1680 ,1681 ,1682 ,1683 ,1695 ,1696 ,1697 ,1698 ,1699 ,1700 ,1705 ,1706 ,1707 ,1708 ,1714
ALFA ROMEO	60564098	850117-4	25
ALFA ROMEO	60805834	852090-4	439 ,712
ALFA ROMEO	60812654	974001-8	22 ,23 ,24 ,429 ,431 ,432 ,435 ,443 ,709 ,710 ,712 ,715 ,716 ,1225 ,1233 ,1235 ,1236 ,1265 ,1266 ,1267
ALFA ROMEO	60812981	862090-4	23 ,432 ,433 ,710
ALFA ROMEO	60812982	852088-4	23 ,432 ,433 ,710
ALFA ROMEO	60814604	862048-4	21 ,22 ,432 ,433 ,591 ,709 ,710 ,1076 ,1264 ,1413 ,1477
ALFA ROMEO	641083	852047-4	21 ,22 ,432 ,433 ,591 ,709 ,710 ,1076 ,1264 ,1413 ,1477
ALFA ROMEO	73503122	974001-8	22 ,23 ,24 ,429 ,431 ,432 ,435 ,443 ,709 ,710 ,712 ,715 ,716 ,1225 ,1233 ,1235 ,1236 ,1265 ,1266 ,1267
ALFA ROMEO	7796198	974001-8	22 ,23 ,24 ,429 ,431 ,432 ,435 ,443 ,709 ,710 ,712 ,715 ,716 ,1225 ,1233 ,1235 ,1236 ,1265 ,1266 ,1267

AUDI	021109601J	855013-6 855077-6	881 ,1327 ,1661 ,1678
AUDI	021109601K	855013-6 855077-6	881 ,1327 ,1661 ,1678
AUDI	022109601G	850249-6	128 ,132 ,1154 ,1379 ,1686 ,1689 ,1700
AUDI	022109601H	850251-6	128 ,132 ,1154 ,1379 ,1686 ,1689 ,1700
AUDI	022109611L	860250-6	128 ,132 ,1154 ,1379 ,1686 ,1689 ,1700
AUDI	022109611M	860252-6	128 ,132 ,1154 ,1379 ,1686 ,1689 ,1700
AUDI	022109611N	860250-6	128 ,132 ,1154 ,1379 ,1686 ,1689 ,1700
AUDI	022109611P	860252-6	128 ,132 ,1154 ,1379 ,1686 ,1689 ,1700
AUDI	026103383Q	905002-1	106 ,107 ,113 ,115 ,116 ,117 ,118 ,119 ,120 ,139 ,518 ,553 ,597 ,1028 ,1325 ,1326 ,1330 ,1331 ,1656 ,1657 ,1658 ,1659 ,1660 ,1661 ,1663 ,1664 ,1665 ,1666 ,1673 ,1674 ,1675 ,1676 ,1677 ,1696 ,1697 ,1706
AUDI	026103383R	905002-1	106 ,107 ,113 ,115 ,116 ,117 ,118 ,119 ,120 ,139 ,518 ,553 ,597 ,1028 ,1325 ,1326 ,1330 ,1331 ,1656 ,1657 ,1658 ,1659 ,1660 ,1661 ,1663 ,1664 ,1665 ,1666 ,1673 ,1674 ,1675 ,1676 ,1677 ,1696 ,1697 ,1706
AUDI	026103383S	905002-1	106 ,107 ,113 ,115 ,116 ,117 ,118 ,119 ,120 ,139 ,518 ,553 ,597 ,1028 ,1325 ,1326 ,1330 ,1331 ,1656 ,1657 ,1658 ,1659 ,1660 ,1661 ,1663 ,1664 ,1665 ,1666 ,1673 ,1674 ,1675 ,1676 ,1677 ,1696 ,1697 ,1706
AUDI	026109601	855046-4	1673 ,1675
AUDI	026109611A	860218-99-4	106 ,107 ,116 ,120 ,125 ,1629 ,1656 ,1657 ,1658 ,1659 ,1660 ,1661 ,1663 ,1664 ,1665 ,1666 ,1668 ,1674 ,1675 ,1676 ,1677 ,1680 ,1681



# OE- Reference

OE- Manu.	Reference-No.	SM-No.	On Page
AUDI	026109611A	860218-99-4	106 ,107 ,116 ,120 ,125 ,1629 ,1656 ,1657 ,1658 ,1659 ,1660 ,1661 ,1663 ,1664 ,1665 ,1666 ,1668 ,1674 ,1675 ,1676 ,1677 ,1680 ,1681
AUDI	027103419	880226-4	101 ,102 ,108 ,118 ,119 ,120 ,128 ,142 ,515 ,516 ,518 ,548 ,881 ,1318 ,1322 ,1327 ,1367 ,1368 ,1370 ,1371 ,1645 ,1648 ,1651 ,1652 ,1661 ,1664 ,1665 ,1666 ,1670 ,1671 ,1678 ,1681 ,1696 ,1714
AUDI	027109601C	850221-4	107 ,118 ,119 ,120 ,128 ,142 ,1331 ,1663 ,1676 ,1681
AUDI	027109675	915001-8	22 ,23 ,24 ,25 ,26 ,27 ,96 ,99 ,100 ,101 ,102 ,103 ,104 ,107 ,108 ,110 ,111 ,118 ,119 ,120 ,121 ,122 ,128 ,129 ,138 ,140 ,142 ,199 ,200 ,202 ,203 ,204 ,206 ,207 ,208 ,210 ,211 ,212 ,286 ,287 ,289 ,290 ,292 ,293 ,295 ,302 ,303 ,304 ,307 ,321 ,323 ,341 ,424 ,425 ,426 ,427 ,428 ,430 ,431 ,432 ,433 ,435 ,439 ,443 ,444 ,514 ,515 ,516 ,518 ,519 ,530 ,553 ,563 ,623 ,659 ,697 ,706 ,707 ,708 ,709 ,710 ,712 ,713 ,715 ,716 ,717 ,732 ,735 ,784 ,881 ,993 ,994 ,1025 ,1026 ,1027 ,1073 ,1119 ,1120 ,1121 ,1123 ,1124 ,1125 ,1126 ,1128 ,1130 ,1136 ,1137 ,1158 ,1159 ,1161 ,1224 ,1225 ,1227 ,1232 ,1233 ,1235 ,1236 ,1238 ,1239 ,1255 ,1266 ,1267 ,1311 ,1312 ,1313 ,1314 ,1315 ,1317 ,1318 ,1319 ,1320 ,1321 ,1322 ,1323 ,1325 ,1326 ,1327 ,1328 ,1331 ,1332 ,1333 ,1334 ,1363 ,1365 ,1367 ,1368 ,1369 ,1370 ,1371 ,1372 ,1374 ,1377 ,1378 ,1382 ,1413 ,1475 ,1514 ,1523 ,1524 ,1626 ,1627 ,1629 ,1630 ,1631 ,1632 ,1633 ,1635 ,1637 ,1638 ,1643 ,1644 ,1645 ,1646 ,1647 ,1648 ,1649 ,1650 ,1651 ,1652 ,1654 ,1660 ,1661 ,1663 ,1664 ,1665 ,1666 ,1667 ,1668 ,1669 ,1670 ,1671 ,1676 ,1677 ,1678 ,1679 ,1680 ,1681 ,1682 ,1683 ,1695 ,1696 ,1697 ,1698 ,1699 ,1700 ,1705 ,1706 ,1707 ,1708 ,1714
AUDI	028103383BK	905024-1	99 ,100 ,1317 ,1320 ,1369 ,1643 ,1644 ,1646 ,1649 ,1650 ,1651
AUDI	028103383BR	905008-1	100 ,101 ,102 ,514 ,515 ,1317 ,1318 ,1319 ,1320 ,1321 ,1369 ,1644 ,1645 ,1646 ,1647 ,1650
AUDI	028109601B	855017-4	99 ,100 ,1317 ,1643 ,1644 ,1649 ,1651
AUDI	028109611E	865018-4	99 ,100 ,1317 ,1320 ,1369 ,1643 ,1644 ,1646 ,1649 ,1650 ,1651
AUDI	030103383K	905005-1	95 ,509 ,1314 ,1315 ,1629 ,1630 ,1631 ,1632
AUDI	030103383M	905005-1	95 ,509 ,1314 ,1315 ,1629 ,1630 ,1631 ,1632
AUDI	030103383N	905005-1	95 ,509 ,1314 ,1315 ,1629 ,1630 ,1631 ,1632
AUDI	034109309	975001-8	96 ,97 ,98 ,99 ,100 ,101 ,102 ,104 ,105 ,106 ,107 ,108 ,115 ,116 ,117 ,118 ,119 ,120 ,121 ,125 ,126 ,128 ,129 ,138 ,140 ,514 ,515 ,518 ,569 ,881 ,996 ,1313 ,1314 ,1315 ,1317 ,1318 ,1319 ,1320 ,1321 ,1325 ,1326 ,1327 ,1331 ,1332 ,1334 ,1367 ,1369 ,1370 ,1513 ,1517 ,1629 ,1630 ,1631 ,1632 ,1633 ,1634 ,1635 ,1636 ,1637 ,1639 ,1640 ,1641 ,1643 ,1644 ,1645 ,1646 ,1647 ,1649 ,1650 ,1656 ,1657 ,1658 ,1659 ,1660 ,1661 ,1663 ,1664 ,1665 ,1666 ,1668 ,1669 ,1671 ,1673 ,1674 ,1675 ,1676 ,1677 ,1678 ,1679 ,1680 ,1681 ,1695 ,1706
AUDI	034109309AC	975001-8	96 ,97 ,98 ,99 ,100 ,101 ,102 ,104 ,105 ,106 ,107 ,108 ,115 ,116 ,117 ,118 ,119 ,120 ,121 ,125 ,126 ,128 ,129 ,138 ,140 ,514 ,515 ,518 ,569 ,881 ,996 ,1313 ,1314 ,1315 ,1317 ,1318 ,1319 ,1320 ,1321 ,1325 ,1326 ,1327 ,1331 ,1332 ,1334 ,1367 ,1369 ,1370 ,1513 ,1517 ,1629 ,1630 ,1631 ,1632 ,1633 ,1634 ,1635 ,1636 ,1637 ,1639 ,1640 ,1641 ,1643 ,1644 ,1645 ,1646 ,1647 ,1649 ,1650 ,1656 ,1657 ,1658 ,1659 ,1660 ,1661 ,1663 ,1664 ,1665 ,1666 ,1668 ,1669 ,1671 ,1673 ,1674 ,1675 ,1676 ,1677 ,1678 ,1679 ,1680 ,1681 ,1695 ,1706
AUDI	034109309N	975001-8	96 ,97 ,98 ,99 ,100 ,101 ,102 ,104 ,105 ,106 ,107 ,108 ,115 ,116 ,117 ,118 ,119 ,120 ,121 ,125 ,126 ,128 ,129 ,138 ,140 ,514 ,515 ,518 ,569 ,881 ,996 ,1313 ,1314 ,1315 ,1317 ,1318 ,1319 ,1320 ,1321 ,1325 ,1326 ,1327 ,1331 ,1332 ,1334 ,1367 ,1369 ,1370 ,1513 ,1517 ,1629 ,1630 ,1631 ,1632 ,1633 ,1634 ,1635 ,1636 ,1637 ,1639 ,1640 ,1641 ,1643 ,1644 ,1645 ,1646 ,1647 ,1649 ,1650 ,1656 ,1657 ,1658 ,1659 ,1660 ,1661 ,1663 ,1664 ,1665 ,1666 ,1668 ,1669 ,1671 ,1673 ,1674 ,1675 ,1676 ,1677 ,1678 ,1679 ,1680 ,1681 ,1695 ,1706
AUDI	034109611B	860218-99-4	106 ,107 ,116 ,120 ,125 ,1629 ,1656 ,1657 ,1658 ,1659 ,1660 ,1661 ,1663 ,1664 ,1665 ,1666 ,1668 ,1674 ,1675 ,1676 ,1677 ,1680 ,1681
AUDI	035109601C	855048-4	104 ,115 ,116 ,117 ,1325 ,1330 ,1656 ,1657 ,1659 ,1674 ,1675 ,1676 ,1706
AUDI	035109601F	855048-4	104 ,115 ,116 ,117 ,1325 ,1330 ,1656 ,1657 ,1659 ,1674 ,1675 ,1676 ,1706
AUDI	035109601H	850217-4	115 ,116 ,117 ,118 ,119 ,120 ,138 ,139 ,1325 ,1330 ,1656 ,1657 ,1658 ,1659 ,1660 ,1674 ,1675 ,1676 ,1677 ,1706
AUDI	035109601J	855028-4	106 ,107 ,115 ,116 ,117 ,118 ,119 ,120 ,138 ,139 ,1325 ,1326 ,1331 ,1656 ,1657 ,1658 ,1659 ,1660 ,1661 ,1663 ,1664 ,1665 ,1674 ,1676 ,1677 ,1696 ,1706
AUDI	035109601K	855028-4	106 ,107 ,115 ,116 ,117 ,118 ,119 ,120 ,138 ,139 ,1325 ,1326 ,1331 ,1656 ,1657 ,1658 ,1659 ,1660 ,1661 ,1663 ,1664 ,1665 ,1674 ,1676 ,1677 ,1696 ,1706
AUDI	035109603D	855048-4	104 ,115 ,116 ,117 ,1325 ,1330 ,1656 ,1657 ,1659 ,1674 ,1675 ,1676 ,1706
AUDI	035109611F	860215-4 865049-4	104 ,105 ,113 ,115 ,116 ,117 ,118 ,138 ,139 ,376 ,594 ,597 ,1028 ,1325 ,1330 ,1386 ,1418 ,1653 ,1656 ,1657 ,1658 ,1659 ,1660 ,1663 ,1673 ,1674 ,1675 ,1676 ,1706
AUDI	035109611H	860215-4 865049-4	104 ,105 ,113 ,115 ,116 ,117 ,118 ,138 ,139 ,376 ,594 ,597 ,1028 ,1325 ,1330 ,1386 ,1418 ,1653 ,1656 ,1657 ,1658 ,1659 ,1660 ,1663 ,1673 ,1674 ,1675 ,1676 ,1706
AUDI	035109611J	860218-99-4	106 ,107 ,116 ,120 ,125 ,1629 ,1656 ,1657 ,1658 ,1659 ,1660 ,1661 ,1663 ,1664 ,1665 ,1666 ,1668 ,1674 ,1675 ,1676 ,1677 ,1680 ,1681
AUDI	035109611K	860218-99-4	106 ,107 ,116 ,120 ,125 ,1629 ,1656 ,1657 ,1658 ,1659 ,1660 ,1661 ,1663 ,1664 ,1665 ,1666 ,1668 ,1674 ,1675 ,1676 ,1677 ,1680 ,1681

# OE- Reference



OE- Manu.	Reference-No.	SM-No.	On Page
AUDI	035109611K	860218-99-4	106 ,107 ,116 ,120 ,125 ,1629 ,1656 ,1657 ,1658 ,1659 ,1660 ,1661 ,1663 ,1664 ,1665 ,1666 ,1668 ,1674 ,1675 ,1676 ,1677 ,1680 ,1681
AUDI	036109651A	M-6	4 ,20 ,21 ,22 ,24 ,26 ,31 ,32 ,94 ,96 ,103 ,104 ,108 ,109 ,110 ,112 ,113 ,114 ,121 ,122 ,123 ,124 ,125 ,126 ,127 ,128 ,130 ,131 ,132 ,137 ,138 ,139 ,140 ,141 ,142 ,143 ,199 ,200 ,201 ,202 ,203 ,204 ,205 ,206 ,207 ,208 ,210 ,211 ,215 ,216 ,240 ,246 ,248 ,249 ,252 ,258 ,294 ,298 ,299 ,300 ,301 ,304 ,314 ,322 ,331 ,384 ,425 ,427 ,430 ,431 ,432 ,435 ,440 ,441 ,442 ,446 ,505 ,506 ,512 ,513 ,518 ,519 ,521 ,524 ,525 ,534 ,538 ,539 ,544 ,545 ,546 ,547 ,560 ,590 ,592 ,593 ,640 ,642 ,643 ,655 ,659 ,681 ,690 ,706 ,708 ,709 ,711 ,713 ,714 ,715 ,721 ,722 ,732 ,735 ,787 ,793 ,794 ,795 ,880 ,881 ,882 ,883 ,884 ,885 ,903 ,904 ,974 ,975 ,978 ,981 ,988 ,995 ,1026 ,1027 ,1028 ,1029 ,1064 ,1065 ,1070 ,1073 ,1074 ,1075 ,1076 ,1077 ,1078 ,1079 ,1119 ,1127 ,1131 ,1132 ,1133 ,1134 ,1135 ,1138 ,1152 ,1153 ,1154 ,1155 ,1158 ,1159 ,1161 ,1225 ,1226 ,1232 ,1236 ,1237 ,1238 ,1256 ,1264 ,1265 ,1311 ,1316 ,1319 ,1322 ,1323 ,1324 ,1325 ,1327 ,1328 ,1329 ,1330 ,1331 ,1332 ,1333 ,1363 ,1365 ,1366 ,1368 ,1370 ,1371 ,1372 ,1373 ,1374 ,1375 ,1376 ,1377 ,1378 ,1379 ,1382 ,1387 ,1407 ,1411 ,1412 ,1414 ,1422 ,1466 ,1467 ,1472 ,1475 ,1476 ,1477 ,1478 ,1479 ,1480 ,1481 ,1513 ,1515 ,1516 ,1517 ,1518 ,1520 ,1521 ,1522 ,1626 ,1636 ,1638 ,1639 ,1646 ,1649 ,1652 ,1655 ,1661 ,1662 ,1663 ,1667 ,1668 ,1669 ,1671 ,1672 ,1673 ,1678 ,1679 ,1680 ,1682 ,1683 ,1684 ,1685 ,1686 ,1687 ,1689 ,1695 ,1696 ,1698 ,1699 ,1700 ,1705 ,1707 ,1708
AUDI	036109675	915097-8	32 ,94 ,96 ,99 ,103 ,104 ,106 ,108 ,109 ,110 ,111 ,112 ,113 ,114 ,121 ,122 ,123 ,124 ,125 ,126 ,127 ,128 ,129 ,130 ,131 ,132 ,137 ,138 ,139 ,140 ,141 ,142 ,143 ,146 ,199 ,200 ,203 ,204 ,205 ,207 ,208 ,209 ,210 ,211 ,212 ,215 ,216 ,241 ,243 ,245 ,246 ,247 ,248 ,249 ,250 ,251 ,252 ,253 ,258 ,259 ,291 ,292 ,293 ,301 ,302 ,303 ,307 ,308 ,314 ,322 ,330 ,331 ,332 ,333 ,334 ,375 ,376 ,380 ,430 ,431 ,443 ,446 ,518 ,521 ,560 ,569 ,575 ,589 ,590 ,591 ,592 ,593 ,594 ,597 ,623 ,626 ,659 ,660 ,661 ,690 ,714 ,716 ,717 ,721 ,722 ,723 ,732 ,735 ,879 ,880 ,881 ,882 ,883 ,884 ,885 ,886 ,887 ,889 ,890 ,891 ,892 ,898 ,903 ,904 ,932 ,936 ,974 ,975 ,978 ,993 ,994 ,995 ,1026 ,1027 ,1028 ,1030 ,1068 ,1069 ,1070 ,1072 ,1073 ,1074 ,1075 ,1077 ,1079 ,1080 ,1081 ,1121 ,1125 ,1126 ,1133 ,1134 ,1135 ,1136 ,1152 ,1153 ,1154 ,1155 ,1156 ,1158 ,1159 ,1160 ,1161 ,1225 ,1226 ,1232 ,1235 ,1238 ,1239 ,1255 ,1264 ,1265 ,1311 ,1315 ,1316 ,1319 ,1322 ,1323 ,1324 ,1325 ,1327 ,1328 ,1329 ,1330 ,1331 ,1332 ,1333 ,1334 ,1363 ,1365 ,1366 ,1367 ,1368 ,1370 ,1371 ,1372 ,1373 ,1374 ,1375 ,1376 ,1377 ,1378 ,1379 ,1382 ,1386 ,1387 ,1396 ,1407 ,1412 ,1418 ,1470 ,1471 ,1472 ,1473 ,1474 ,1475 ,1476 ,1477 ,1478 ,1479 ,1480 ,1481 ,1482 ,1517 ,1521 ,1626 ,1633 ,1636 ,1638 ,1639 ,1642 ,1643 ,1646 ,1649 ,1652 ,1653 ,1654 ,1655 ,1658 ,1661 ,1662 ,1663 ,1667 ,1668 ,1669 ,1670 ,1671 ,1672 ,1673 ,1678 ,1679 ,1680 ,1682 ,1683 ,1684 ,1685 ,1686 ,1687 ,1689 ,1695 ,1696 ,1697 ,1698 ,1699 ,1700 ,1705 ,1707 ,1708
AUDI	036109675A	915097-8	32 ,94 ,96 ,99 ,103 ,104 ,106 ,108 ,109 ,110 ,111 ,112 ,113 ,114 ,121 ,122 ,123 ,124 ,125 ,126 ,127 ,128 ,129 ,130 ,131 ,132 ,137 ,138 ,139 ,140 ,141 ,142 ,143 ,146 ,199 ,200 ,203 ,204 ,205 ,207 ,208 ,209 ,210 ,211 ,212 ,215 ,216 ,241 ,243 ,245 ,246 ,247 ,248 ,249 ,250 ,251 ,252 ,253 ,258 ,259 ,291 ,292 ,293 ,301 ,302 ,303 ,307 ,308 ,314 ,322 ,330 ,331 ,332 ,333 ,334 ,375 ,376 ,380 ,430 ,431 ,443 ,446 ,518 ,521 ,560 ,569 ,575 ,589 ,590 ,591 ,592 ,593 ,594 ,597 ,623 ,626 ,659 ,660 ,661 ,690 ,714 ,716 ,717 ,721 ,722 ,723 ,732 ,735 ,879 ,880 ,881 ,882 ,883 ,884 ,885 ,886 ,887 ,889 ,890 ,891 ,892 ,898 ,903 ,904 ,932 ,936 ,974 ,975 ,978 ,993 ,994 ,995 ,1026 ,1027 ,1028 ,1030 ,1068 ,1069 ,1070 ,1072 ,1073 ,1074 ,1075 ,1077 ,1079 ,1080 ,1081 ,1121 ,1125 ,1126 ,1133 ,1134 ,1135 ,1136 ,1152 ,1153 ,1154 ,1155 ,1156 ,1158 ,1159 ,1160 ,1161 ,1225 ,1226 ,1232 ,1235 ,1238 ,1239 ,1255 ,1264 ,1265 ,1311 ,1315 ,1316 ,1319 ,1322 ,1323 ,1324 ,1325 ,1327 ,1328 ,1329 ,1330 ,1331 ,1332 ,1333 ,1334 ,1363 ,1365 ,1366 ,1367 ,1368 ,1370 ,1371 ,1372 ,1373 ,1374 ,1375 ,1376 ,1377 ,1378 ,1379 ,1382 ,1386 ,1387 ,1396 ,1407 ,1412 ,1418 ,1470 ,1471 ,1472 ,1473 ,1474 ,1475 ,1476 ,1477 ,1478 ,1479 ,1480 ,1481 ,1482 ,1517 ,1521 ,1626 ,1633 ,1636 ,1638 ,1639 ,1642 ,1643 ,1646 ,1649 ,1652 ,1653 ,1654 ,1655 ,1658 ,1661 ,1662 ,1663 ,1667 ,1668 ,1669 ,1670 ,1671 ,1672 ,1673 ,1678 ,1679 ,1680 ,1682 ,1683 ,1684 ,1685 ,1686 ,1687 ,1689 ,1695 ,1696 ,1697 ,1698 ,1699 ,1700 ,1705 ,1707 ,1708
AUDI	037103419B	880227-4	96 ,99 ,100 ,101 ,102 ,103 ,107 ,108 ,111 ,120 ,121 ,138 ,140 ,514 ,515 ,519 ,553 ,1317 ,1318 ,1319 ,1320 ,1321 ,1327 ,1367 ,1368 ,1370 ,1374 ,1633 ,1643 ,1644 ,1645 ,1646 ,1647 ,1648 ,1651 ,1661 ,1667 ,1695 ,1696 ,1697
AUDI	037109611B	860228-4	107 ,108 ,120 ,121 ,138 ,140 ,519 ,520 ,553 ,1326 ,1327 ,1332 ,1374 ,1377 ,1638 ,1661 ,1664 ,1666 ,1667 ,1668 ,1679 ,1680 ,1681 ,1682 ,1683 ,1695 ,1697 ,1699 ,1700
AUDI	038103383CQ	905007-1	100 ,101 ,1320 ,1321 ,1367 ,1369 ,1370 ,1644 ,1645 ,1647 ,1648 ,1651 ,1652 ,1695 ,1696 ,1705
AUDI	038103383K	905007-1	100 ,101 ,1320 ,1321 ,1367 ,1369 ,1370 ,1644 ,1645 ,1647 ,1648 ,1651 ,1652 ,1695 ,1696 ,1705
AUDI	038109101AH	515014-C-1	103 ,110 ,111 ,1318 ,1322 ,1323 ,1328 ,1368 ,1370 ,1372 ,1374 ,1648 ,1651 ,1654 ,1670
AUDI	038109601B	855087-4	96 ,101 ,102 ,515 ,516 ,1318 ,1321 ,1322 ,1367 ,1368 ,1369 ,1370 ,1371 ,1633 ,1638 ,1645 ,1646 ,1647 ,1648 ,1651 ,1652 ,1666 ,1668 ,1670 ,1696
AUDI	038109601E	850241-4	101 ,102 ,103 ,110 ,659 ,994 ,1318 ,1321 ,1322 ,1323 ,1324 ,1328 ,1367 ,1368 ,1370 ,1371 ,1372 ,1374 ,1645 ,1646 ,1647 ,1648 ,1651 ,1652 ,1654 ,1655 ,1669 ,1670 ,1671 ,1698 ,1706
AUDI	038109601F	850239-4	111 ,1651
AUDI	038109611B	865092-4	96 ,101 ,102 ,515 ,516 ,1318 ,1321 ,1322 ,1367 ,1368 ,1369 ,1370 ,1633 ,1638 ,1645 ,1646 ,1647 ,1648 ,1651 ,1652 ,1666 ,1668 ,1670 ,1696



# OE- Reference

OE- Manu.	Reference-No.	SM-No.	On Page
AUDI	038109611B	865092-4	96 ,101 ,102 ,515 ,516 ,1318 ,1321 ,1322 ,1367 ,1368 ,1369 ,1370 ,1633 ,1638 ,1645 ,1646 ,1647 ,1648 ,1651 ,1652 ,1666 ,1668 ,1670 ,1696
AUDI	038109611E	860244-4	101 ,102 ,103 ,110 ,539 ,659 ,795 ,994 ,1318 ,1321 ,1322 ,1323 ,1328 ,1367 ,1368 ,1370 ,1371 ,1372 ,1374 ,1645 ,1647 ,1648 ,1651 ,1652 ,1654 ,1669 ,1670 ,1671 ,1698 ,1706
AUDI	038109611G	860242-4	111 ,1647 ,1651
AUDI	03G103383CQ	905007-1	100 ,101 ,1320 ,1321 ,1367 ,1369 ,1370 ,1644 ,1645 ,1647 ,1648 ,1651 ,1652 ,1695 ,1696 ,1705
AUDI	03G109601B	850277-4	109 ,110 ,111 ,994 ,1323 ,1324 ,1325 ,1372 ,1373 ,1654 ,1655 ,1670
AUDI	03G109611B	860276-4	109 ,110 ,111 ,659 ,994 ,1323 ,1324 ,1325 ,1372 ,1373 ,1654 ,1655
AUDI	03G109611D	860278-4	109 ,110 ,111 ,994 ,1323 ,1324 ,1325 ,1372 ,1373 ,1654 ,1655 ,1670
AUDI	03H109611D	860250-6	128 ,132 ,1154 ,1379 ,1686 ,1689 ,1700
AUDI	03H109611E	860252-6	128 ,132 ,1154 ,1379 ,1686 ,1689 ,1700
AUDI	03L109521	970227-8	99 ,103 ,112 ,113 ,114 ,124 ,126 ,127 ,130 ,132 ,141 ,746 ,1153 ,1319 ,1322 ,1323 ,1324 ,1329 ,1330 ,1366 ,1367 ,1368 ,1370 ,1371 ,1373 ,1374 ,1375 ,1376 ,1642 ,1643 ,1649 ,1652 ,1662 ,1663 ,1671 ,1672 ,1673 ,1685
AUDI	03L109521A	970227-8	99 ,103 ,112 ,113 ,114 ,124 ,126 ,127 ,130 ,132 ,141 ,746 ,1153 ,1319 ,1322 ,1323 ,1324 ,1329 ,1330 ,1366 ,1367 ,1368 ,1370 ,1371 ,1373 ,1374 ,1375 ,1376 ,1642 ,1643 ,1649 ,1652 ,1662 ,1663 ,1671 ,1672 ,1673 ,1685
AUDI	03L109601A	850279-4	103 ,104 ,112 ,1319 ,1322 ,1323 ,1324 ,1368 ,1370 ,1371 ,1646 ,1649 ,1652
AUDI	03L109611A	860280-4	103 ,112 ,1153 ,1319 ,1322 ,1323 ,1324 ,1368 ,1370 ,1371 ,1646 ,1649 ,1652 ,1685
AUDI	045109601	850219-3	96 ,1633 ,1638
AUDI	045109611	860220-3	96 ,1633 ,1638
AUDI	047109675	915001-8	22 ,23 ,24 ,25 ,26 ,27 ,96 ,99 ,100 ,101 ,102 ,103 ,104 ,107 ,108 ,110 ,111 ,118 ,119 ,120 ,121 ,122 ,128 ,129 ,138 ,140 ,142 ,199 ,200 ,202 ,203 ,204 ,206 ,207 ,208 ,210 ,211 ,212 ,286 ,287 ,289 ,290 ,292 ,293 ,295 ,302 ,303 ,304 ,307 ,321 ,323 ,341 ,424 ,425 ,426 ,427 ,428 ,430 ,431 ,432 ,433 ,435 ,439 ,443 ,444 ,514 ,515 ,516 ,518 ,519 ,530 ,553 ,563 ,623 ,659 ,697 ,706 ,707 ,708 ,709 ,710 ,712 ,713 ,715 ,716 ,717 ,732 ,735 ,784 ,881 ,993 ,994 ,1025 ,1026 ,1027 ,1073 ,1119 ,1120 ,1121 ,1123 ,1124 ,1125 ,1126 ,1128 ,1130 ,1136 ,1137 ,1158 ,1159 ,1161 ,1224 ,1225 ,1227 ,1232 ,1233 ,1235 ,1236 ,1238 ,1239 ,1255 ,1266 ,1267 ,1311 ,1312 ,1313 ,1314 ,1315 ,1317 ,1318 ,1319 ,1320 ,1321 ,1322 ,1323 ,1325 ,1326 ,1327 ,1328 ,1331 ,1332 ,1333 ,1334 ,1363 ,1365 ,1367 ,1368 ,1369 ,1370 ,1371 ,1372 ,1374 ,1377 ,1378 ,1382 ,1413 ,1475 ,1514 ,1523 ,1524 ,1626 ,1627 ,1629 ,1630 ,1631 ,1632 ,1633 ,1635 ,1637 ,1638 ,1643 ,1644 ,1645 ,1646 ,1647 ,1648 ,1649 ,1650 ,1651 ,1652 ,1654 ,1660 ,1661 ,1663 ,1664 ,1665 ,1666 ,1667 ,1668 ,1669 ,1670 ,1671 ,1676 ,1677 ,1678 ,1679 ,1680 ,1681 ,1682 ,1683 ,1695 ,1696 ,1697 ,1698 ,1699 ,1700 ,1705 ,1706 ,1707 ,1708 ,1714
AUDI	048109601A	855083-4	106 ,107 ,118 ,119 ,120 ,121 ,125 ,140 ,1332 ,1664 ,1665 ,1666 ,1667 ,1668 ,1675 ,1676 ,1679 ,1680 ,1681 ,1697 ,1699
AUDI	048109611A	865084-4	106 ,107 ,115 ,116 ,117 ,118 ,119 ,120 ,121 ,125 ,126 ,138 ,139 ,140 ,1325 ,1326 ,1330 ,1331 ,1332 ,1656 ,1657 ,1658 ,1659 ,1660 ,1661 ,1663 ,1664 ,1665 ,1666 ,1667 ,1668 ,1673 ,1674 ,1675 ,1676 ,1677 ,1679 ,1680 ,1681 ,1696 ,1697 ,1699 ,1706
AUDI	048109611B	860228-4	107 ,108 ,120 ,121 ,138 ,140 ,519 ,520 ,553 ,1326 ,1327 ,1332 ,1374 ,1377 ,1638 ,1661 ,1664 ,1666 ,1667 ,1668 ,1679 ,1680 ,1681 ,1682 ,1683 ,1695 ,1697 ,1699 ,1700
AUDI	049103419	880223-4	95 ,96 ,97 ,98 ,104 ,105 ,107 ,113 ,115 ,116 ,117 ,118 ,119 ,120 ,125 ,126 ,138 ,139 ,597 ,681 ,796 ,797 ,1028 ,1418 ,1629 ,1633 ,1635 ,1653 ,1656 ,1657 ,1658 ,1659 ,1660 ,1676 ,1677 ,1706
AUDI	049109601F	855043-4	95 ,98 ,105 ,1316 ,1629 ,1631 ,1633 ,1635 ,1640 ,1653
AUDI	049109601K	855043-4	95 ,98 ,105 ,1316 ,1629 ,1631 ,1633 ,1635 ,1640 ,1653
AUDI	050109309	975002-8	100 ,101 ,102 ,107 ,108 ,120 ,121 ,125 ,138 ,140 ,515 ,518 ,520 ,1311 ,1312 ,1314 ,1315 ,1317 ,1318 ,1319 ,1320 ,1321 ,1325 ,1326 ,1327 ,1331 ,1332 ,1333 ,1364 ,1365 ,1367 ,1369 ,1370 ,1374 ,1377 ,1382 ,1513 ,1626 ,1627 ,1629 ,1630 ,1633 ,1635 ,1637 ,1643 ,1644 ,1645 ,1646 ,1647 ,1648 ,1649 ,1660 ,1661 ,1664 ,1665 ,1666 ,1667 ,1668 ,1676 ,1679 ,1680 ,1681 ,1682 ,1695 ,1696 ,1698 ,1699 ,1700 ,1706 ,1707
AUDI	050109309A	975002-8	100 ,101 ,102 ,107 ,108 ,120 ,121 ,125 ,138 ,140 ,515 ,518 ,520 ,1311 ,1312 ,1314 ,1315 ,1317 ,1318 ,1319 ,1320 ,1321 ,1325 ,1326 ,1327 ,1331 ,1332 ,1333 ,1364 ,1365 ,1367 ,1369 ,1370 ,1374 ,1377 ,1382 ,1513 ,1626 ,1627 ,1629 ,1630 ,1633 ,1635 ,1637 ,1643 ,1644 ,1645 ,1646 ,1647 ,1648 ,1649 ,1660 ,1661 ,1664 ,1665 ,1666 ,1667 ,1668 ,1676 ,1679 ,1680 ,1681 ,1682 ,1695 ,1696 ,1698 ,1699 ,1700 ,1706 ,1707
AUDI	050109309C	975002-8	100 ,101 ,102 ,107 ,108 ,120 ,121 ,125 ,138 ,140 ,515 ,518 ,520 ,1311 ,1312 ,1314 ,1315 ,1317 ,1318 ,1319 ,1320 ,1321 ,1325 ,1326 ,1327 ,1331 ,1332 ,1333 ,1364 ,1365 ,1367 ,1369 ,1370 ,1374 ,1377 ,1382 ,1513 ,1626 ,1627 ,1629 ,1630 ,1633 ,1635 ,1637 ,1643 ,1644 ,1645 ,1646 ,1647 ,1648 ,1649 ,1660 ,1661 ,1664 ,1665 ,1666 ,1667 ,1668 ,1676 ,1679 ,1680 ,1681 ,1682 ,1695 ,1696 ,1698 ,1699 ,1700 ,1706 ,1707

# OE- Reference



OE- Manu.	Reference-No.	SM-No.	On Page
AUDI	050109309C	975002-8	100 ,101 ,102 ,107 ,108 ,120 ,121 ,125 ,138 ,140 ,515 ,518 ,520 ,1311 ,1312 ,1314 ,1315 ,1317 ,1318 ,1319 ,1320 ,1321 ,1325 ,1326 ,1327 ,1331 ,1332 ,1333 ,1364 ,1365 ,1367 ,1369 ,1370 ,1374 ,1377 ,1382 ,1513 ,1626 ,1627 ,1629 ,1630 ,1633 ,1635 ,1637 ,1643 ,1644 ,1645 ,1646 ,1647 ,1648 ,1649 ,1660 ,1661 ,1664 ,1665 ,1666 ,1667 ,1668 ,1676 ,1679 ,1680 ,1681 ,1682 ,1695 ,1696 ,1698 ,1699 ,1700 ,1706 ,1707
AUDI	050109309H	975002-8	100 ,101 ,102 ,107 ,108 ,120 ,121 ,125 ,138 ,140 ,515 ,518 ,520 ,1311 ,1312 ,1314 ,1315 ,1317 ,1318 ,1319 ,1320 ,1321 ,1325 ,1326 ,1327 ,1331 ,1332 ,1333 ,1364 ,1365 ,1367 ,1369 ,1370 ,1374 ,1377 ,1382 ,1513 ,1626 ,1627 ,1629 ,1630 ,1633 ,1635 ,1637 ,1643 ,1644 ,1645 ,1646 ,1647 ,1648 ,1649 ,1660 ,1661 ,1664 ,1665 ,1666 ,1667 ,1668 ,1676 ,1679 ,1680 ,1681 ,1682 ,1695 ,1696 ,1698 ,1699 ,1700 ,1706 ,1707
AUDI	050109309J	975002-8	100 ,101 ,102 ,107 ,108 ,120 ,121 ,125 ,138 ,140 ,515 ,518 ,520 ,1311 ,1312 ,1314 ,1315 ,1317 ,1318 ,1319 ,1320 ,1321 ,1325 ,1326 ,1327 ,1331 ,1332 ,1333 ,1364 ,1365 ,1367 ,1369 ,1370 ,1374 ,1377 ,1382 ,1513 ,1626 ,1627 ,1629 ,1630 ,1633 ,1635 ,1637 ,1643 ,1644 ,1645 ,1646 ,1647 ,1648 ,1649 ,1660 ,1661 ,1664 ,1665 ,1666 ,1667 ,1668 ,1676 ,1679 ,1680 ,1681 ,1682 ,1695 ,1696 ,1698 ,1699 ,1700 ,1706 ,1707
AUDI	050109309M	975002-8	100 ,101 ,102 ,107 ,108 ,120 ,121 ,125 ,138 ,140 ,515 ,518 ,520 ,1311 ,1312 ,1314 ,1315 ,1317 ,1318 ,1319 ,1320 ,1321 ,1325 ,1326 ,1327 ,1331 ,1332 ,1333 ,1364 ,1365 ,1367 ,1369 ,1370 ,1374 ,1377 ,1382 ,1513 ,1626 ,1627 ,1629 ,1630 ,1633 ,1635 ,1637 ,1643 ,1644 ,1645 ,1646 ,1647 ,1648 ,1649 ,1660 ,1661 ,1664 ,1665 ,1666 ,1667 ,1668 ,1676 ,1679 ,1680 ,1681 ,1682 ,1695 ,1696 ,1698 ,1699 ,1700 ,1706 ,1707
AUDI	050109309N	975002-8	100 ,101 ,102 ,107 ,108 ,120 ,121 ,125 ,138 ,140 ,515 ,518 ,520 ,1311 ,1312 ,1314 ,1315 ,1317 ,1318 ,1319 ,1320 ,1321 ,1325 ,1326 ,1327 ,1331 ,1332 ,1333 ,1364 ,1365 ,1367 ,1369 ,1370 ,1374 ,1377 ,1382 ,1513 ,1626 ,1627 ,1629 ,1630 ,1633 ,1635 ,1637 ,1643 ,1644 ,1645 ,1646 ,1647 ,1648 ,1649 ,1660 ,1661 ,1664 ,1665 ,1666 ,1667 ,1668 ,1676 ,1679 ,1680 ,1681 ,1682 ,1695 ,1696 ,1698 ,1699 ,1700 ,1706 ,1707
AUDI	051103419	880229-4	121 ,128 ,1332 ,1679
AUDI	051109601B	855007-4	108 ,121 ,128 ,129 ,1332 ,1679
AUDI	051109611B	865006-4	121 ,1332 ,1679
AUDI	053109611	865084-4	106 ,107 ,115 ,116 ,117 ,118 ,119 ,120 ,121 ,125 ,126 ,138 ,139 ,140 ,1325 ,1326 ,1330 ,1331 ,1332 ,1656 ,1657 ,1658 ,1659 ,1660 ,1661 ,1663 ,1664 ,1665 ,1666 ,1667 ,1668 ,1673 ,1674 ,1675 ,1676 ,1677 ,1679 ,1680 ,1681 ,1696 ,1697 ,1699 ,1706
AUDI	056103419A	880222-4	4 ,424 ,430 ,434 ,437 ,438 ,439 ,441 ,442 ,443 ,711 ,716 ,1265 ,1334 ,1714
AUDI	058103415	880228-4	94 ,96 ,108 ,109 ,110 ,122 ,123 ,124 ,125 ,130 ,131 ,132 ,138 ,139 ,140 ,141 ,522 ,1311 ,1315 ,1316 ,1327 ,1328 ,1331 ,1332 ,1333 ,1363 ,1365 ,1366 ,1373 ,1374 ,1376 ,1377 ,1378 ,1626 ,1633 ,1636 ,1638 ,1639 ,1642 ,1662 ,1667 ,1668 ,1669 ,1678 ,1680 ,1682 ,1683 ,1684 ,1687 ,1698 ,1707
AUDI	058109309A	975012-8	108 ,109 ,112 ,119 ,121 ,122 ,126 ,128 ,129 ,137 ,138 ,139 ,140 ,141 ,449 ,1327 ,1328 ,1329 ,1373 ,1374 ,1377 ,1667 ,1668 ,1678 ,1707
AUDI	058109309B	975011-8	108 ,109 ,110 ,112 ,121 ,122 ,126 ,137 ,138 ,139 ,140 ,141 ,1327 ,1328 ,1329 ,1373 ,1374 ,1377 ,1667 ,1668 ,1678 ,1707
AUDI	058109309J	975011-8	108 ,109 ,110 ,112 ,121 ,122 ,126 ,137 ,138 ,139 ,140 ,141 ,1327 ,1328 ,1329 ,1373 ,1374 ,1377 ,1667 ,1668 ,1678 ,1707
AUDI	058109309K	975012-8	108 ,109 ,112 ,119 ,121 ,122 ,126 ,128 ,129 ,137 ,138 ,139 ,140 ,141 ,449 ,1327 ,1328 ,1329 ,1373 ,1374 ,1377 ,1667 ,1668 ,1678 ,1707
AUDI	058109601C	850229-4	108 ,109 ,110 ,121 ,122 ,137 ,138 ,139 ,140 ,141 ,1327 ,1329 ,1373 ,1374 ,1377 ,1662 ,1667 ,1668 ,1669 ,1678 ,1697 ,1698 ,1707
AUDI	058109601P	850229-4	108 ,109 ,110 ,121 ,122 ,137 ,138 ,139 ,140 ,141 ,1327 ,1329 ,1373 ,1374 ,1377 ,1662 ,1667 ,1668 ,1669 ,1678 ,1697 ,1698 ,1707
AUDI	058109611E	860230-4	109 ,139 ,1327 ,1329 ,1374 ,1662 ,1668 ,1669 ,1697
AUDI	058109611M	860234-4	108 ,121 ,122 ,138 ,139 ,140 ,141 ,549 ,1327 ,1373 ,1377 ,1667 ,1678 ,1698 ,1707
AUDI	059109521G	970227-8	99 ,103 ,112 ,113 ,114 ,124 ,126 ,127 ,130 ,132 ,141 ,746 ,1153 ,1319 ,1322 ,1323 ,1324 ,1329 ,1330 ,1366 ,1367 ,1368 ,1370 ,1371 ,1373 ,1374 ,1375 ,1376 ,1642 ,1643 ,1649 ,1652 ,1662 ,1663 ,1671 ,1672 ,1673 ,1685
AUDI	059109521H	970227-8	99 ,103 ,112 ,113 ,114 ,124 ,126 ,127 ,130 ,132 ,141 ,746 ,1153 ,1319 ,1322 ,1323 ,1324 ,1329 ,1330 ,1366 ,1367 ,1368 ,1370 ,1371 ,1373 ,1374 ,1375 ,1376 ,1642 ,1643 ,1649 ,1652 ,1662 ,1663 ,1671 ,1672 ,1673 ,1685
AUDI	059109611C	860240-6	99 ,1367 ,1643
AUDI	059109611H	860226-6	126 ,127 ,141 ,1685 ,1705
AUDI	059109611K	860226-6	126 ,127 ,141 ,1685 ,1705
AUDI	059109611M	860226-6	126 ,127 ,141 ,1685 ,1705
AUDI	068103383EK	905003-1	97 ,98 ,322 ,1431 ,1634 ,1635 ,1636 ,1637 ,1638 ,1641 ,1695
AUDI	068103383FN	905004-1	97 ,98 ,322 ,1634 ,1641 ,1695
AUDI	068109601	855031-4	97 ,1025 ,1634 ,1639 ,1640
AUDI	068109601C	850211-4	97 ,98 ,1634 ,1639 ,1640 ,1653
AUDI	068109601L	855011-4	97 ,98 ,1634 ,1635 ,1641 ,1695





# OE- Reference

OE- Manu.	Reference-No.	SM-No.	On Page
AUDI	068109601L	855011-4	97 ,98 ,1634 ,1635 ,1641 ,1695
AUDI	068109601M	855011-4	97 ,98 ,1634 ,1635 ,1641 ,1695
AUDI	068109601N	855089-4	97 ,98 ,322 ,1634 ,1635 ,1637 ,1641 ,1695
AUDI	068109611	865032-4	
AUDI	068109611C	860212-4	96 ,97 ,98 ,1513 ,1634 ,1639 ,1640 ,1653
AUDI	068109611D	860212-4 865052-4	96 ,97 ,98 ,1513 ,1634 ,1639 ,1640 ,1653
AUDI	068109611M	865060-4	96 ,97 ,98 ,1634 ,1635 ,1637 ,1640 ,1641 ,1695
AUDI	068198001	905091-1	97 ,98 ,1634 ,1638 ,1639 ,1640 ,1641
AUDI	069109601	850213-4	96 ,1513 ,1639 ,1640
AUDI	069109601C	855039-4	96 ,1513 ,1637 ,1639 ,1640
AUDI	069109601F	855063-4	96 ,99 ,125 ,1317 ,1320 ,1369 ,1636 ,1637 ,1640 ,1643 ,1646 ,1647 ,1649 ,1650
AUDI	069109611L	865060-4	96 ,97 ,98 ,1634 ,1635 ,1637 ,1640 ,1641 ,1695
AUDI	06B103383D	905009-1	108 ,112 ,113 ,1324 ,1325 ,1329 ,1372 ,1373 ,1655 ,1662 ,1667
AUDI	06B103383G	905009-1	108 ,112 ,113 ,1324 ,1325 ,1329 ,1372 ,1373 ,1655 ,1662 ,1667
AUDI	06B103383H	905009-1	108 ,112 ,113 ,1324 ,1325 ,1329 ,1372 ,1373 ,1655 ,1662 ,1667
AUDI	06B109601B	850215-4	109 ,111 ,112 ,113 ,1324 ,1325 ,1328 ,1329 ,1372 ,1373 ,1374 ,1655 ,1662 ,1668 ,1696
AUDI	06B109601D	850215-4	109 ,111 ,112 ,113 ,1324 ,1325 ,1328 ,1329 ,1372 ,1373 ,1374 ,1655 ,1662 ,1668 ,1696
AUDI	06B109601H	850215-4	109 ,111 ,112 ,113 ,1324 ,1325 ,1328 ,1329 ,1372 ,1373 ,1374 ,1655 ,1662 ,1668 ,1696
AUDI	06B109611B	860216-4	109 ,111 ,112 ,113 ,1324 ,1325 ,1328 ,1329 ,1372 ,1373 ,1374 ,1655 ,1662 ,1696
AUDI	06B109611C	860216-4	109 ,111 ,112 ,113 ,1324 ,1325 ,1328 ,1329 ,1372 ,1373 ,1374 ,1655 ,1662 ,1696
AUDI	06B109611D	860234-4	108 ,121 ,122 ,138 ,139 ,140 ,141 ,549 ,1327 ,1373 ,1377 ,1667 ,1678 ,1698 ,1707
AUDI	06D109601K	850245-4	122 ,130 ,131 ,132 ,142 ,143 ,1154 ,1155 ,1331 ,1377 ,1680 ,1687
AUDI	06D109601M	850247-4	109 ,112 ,122 ,123 ,124 ,130 ,131 ,137 ,140 ,141 ,690 ,1154 ,1324 ,1331 ,1333 ,1372 ,1376 ,1377 ,1378 ,1382 ,1655 ,1678 ,1680 ,1683 ,1687 ,1698 ,1699 ,1700 ,1707
AUDI	06D109611H	860248-4	122 ,123 ,124 ,130 ,131 ,140 ,141 ,142 ,143 ,690 ,1331 ,1333 ,1376 ,1378 ,1382 ,1678 ,1680 ,1683 ,1687 ,1698 ,1699 ,1700 ,1707
AUDI	06D109611K	860246-4	109 ,122 ,123 ,124 ,125 ,130 ,132 ,137 ,142 ,143 ,1331 ,1332 ,1333 ,1376 ,1377 ,1378 ,1678 ,1680 ,1682 ,1683 ,1684 ,1698 ,1699 ,1707
AUDI	06D109611L	860246-4	109 ,122 ,123 ,124 ,125 ,130 ,132 ,137 ,142 ,143 ,1331 ,1332 ,1333 ,1376 ,1377 ,1378 ,1678 ,1680 ,1682 ,1683 ,1684 ,1698 ,1699 ,1707
AUDI	06D109611T	860246-4	109 ,122 ,123 ,124 ,125 ,130 ,132 ,137 ,142 ,143 ,1331 ,1332 ,1333 ,1376 ,1377 ,1378 ,1678 ,1680 ,1682 ,1683 ,1684 ,1698 ,1699 ,1707
AUDI	074109308	975001-8	96 ,97 ,98 ,99 ,100 ,101 ,102 ,104 ,105 ,106 ,107 ,108 ,115 ,116 ,117 ,118 ,119 ,120 ,121 ,125 ,126 ,128 ,129 ,138 ,140 ,514 ,515 ,518 ,569 ,881 ,996 ,1313 ,1314 ,1315 ,1317 ,1318 ,1319 ,1320 ,1321 ,1325 ,1326 ,1327 ,1331 ,1332 ,1334 ,1367 ,1369 ,1370 ,1513 ,1517 ,1629 ,1630 ,1631 ,1632 ,1633 ,1634 ,1635 ,1636 ,1637 ,1639 ,1640 ,1641 ,1643 ,1644 ,1645 ,1646 ,1647 ,1649 ,1650 ,1656 ,1657 ,1658 ,1659 ,1660 ,1661 ,1663 ,1664 ,1665 ,1666 ,1668 ,1669 ,1671 ,1673 ,1674 ,1675 ,1676 ,1677 ,1678 ,1679 ,1680 ,1681 ,1695 ,1706
AUDI	074109309	975001-8	96 ,97 ,98 ,99 ,100 ,101 ,102 ,104 ,105 ,106 ,107 ,108 ,115 ,116 ,117 ,118 ,119 ,120 ,121 ,125 ,126 ,128 ,129 ,138 ,140 ,514 ,515 ,518 ,569 ,881 ,996 ,1313 ,1314 ,1315 ,1317 ,1318 ,1319 ,1320 ,1321 ,1325 ,1326 ,1327 ,1331 ,1332 ,1334 ,1367 ,1369 ,1370 ,1513 ,1517 ,1629 ,1630 ,1631 ,1632 ,1633 ,1634 ,1635 ,1636 ,1637 ,1639 ,1640 ,1641 ,1643 ,1644 ,1645 ,1646 ,1647 ,1649 ,1650 ,1656 ,1657 ,1658 ,1659 ,1660 ,1661 ,1663 ,1664 ,1665 ,1666 ,1668 ,1669 ,1671 ,1673 ,1674 ,1675 ,1676 ,1677 ,1678 ,1679 ,1680 ,1681 ,1695 ,1706
AUDI	074109611	865064-4	99 ,100 ,106 ,1317 ,1320 ,1369 ,1636 ,1643 ,1644 ,1646 ,1647 ,1649 ,1650
AUDI	077109309H	975012-8	108 ,109 ,112 ,119 ,121 ,122 ,126 ,128 ,129 ,137 ,138 ,139 ,140 ,141 ,449 ,1327 ,1328 ,1329 ,1373 ,1374 ,1377 ,1667 ,1668 ,1678 ,1707
AUDI	078109601B	850227-4	107 ,108 ,120 ,121 ,138 ,140 ,1326 ,1327 ,1332 ,1333 ,1374 ,1377 ,1661 ,1664 ,1666 ,1667 ,1668 ,1679 ,1680 ,1681 ,1682 ,1683 ,1697 ,1699 ,1700
AUDI	078109611C	860232-4	107 ,108 ,120 ,121 ,138 ,140 ,519 ,553 ,1325 ,1326 ,1327 ,1332 ,1333 ,1374 ,1377 ,1660 ,1661 ,1667 ,1668 ,1680 ,1681 ,1682 ,1683 ,1697 ,1699 ,1700
AUDI	1328088-8	855039-4	96 ,1513 ,1637 ,1639 ,1640
AUDI	1389261-7	855039-4	96 ,1513 ,1637 ,1639 ,1640
AUDI	22109423	973801-8	21 ,22 ,24 ,259 ,286 ,287 ,288 ,290 ,294 ,298 ,300 ,301 ,334 ,383 ,429 ,431 ,432 ,435 ,436 ,440 ,441 ,505 ,506 ,507 ,509 ,510 ,527 ,597 ,612 ,655 ,659 ,678 ,684 ,709 ,711 ,712 ,714 ,721 ,722 ,732 ,793 ,880 ,883 ,884 ,887 ,892 ,903 ,904 ,932 ,974 ,975 ,978 ,987 ,995 ,1028 ,1029 ,1067 ,1077 ,1078 ,1119 ,1120 ,1121 ,1122 ,1127 ,1131 ,1133 ,1134 ,1236 ,1237 ,1386 ,1387 ,1396 ,1412 ,1413 ,1414 ,1415 ,1431 ,1469 ,1478 ,1479 ,1512
AUDI	28109601K	855038-4	100 ,101 ,102 ,106 ,108 ,514 ,515 ,1317 ,1318 ,1319 ,1320 ,1321 ,1367 ,1433 ,1517 ,1644 ,1645 ,1646 ,1647 ,1650 ,1654 ,1665 ,1669 ,1695 ,1696

# OE- Reference



OE- Manu.	Reference-No.	SM-No.	On Page
AUDI	28109601K	855038-4	100 ,101 ,102 ,106 ,108 ,514 ,515 ,1317 ,1318 ,1319 ,1320 ,1321 ,1367 ,1433 ,1517 ,1644 ,1645 ,1646 ,1647 ,1650 ,1654 ,1665 ,1669 ,1695 ,1696
AUDI	400501068	M-8	7 ,21 ,22 ,25 ,26 ,95 ,96 ,97 ,98 ,99 ,100 ,101 ,104 ,105 ,106 ,107 ,108 ,113 ,115 ,116 ,117 ,118 ,119 ,120 ,121 ,125 ,126 ,138 ,139 ,140 ,202 ,208 ,209 ,210 ,211 ,251 ,253 ,299 ,302 ,303 ,304 ,322 ,355 ,356 ,357 ,358 ,359 ,360 ,361 ,363 ,366 ,367 ,368 ,369 ,370 ,390 ,391 ,392 ,432 ,433 ,442 ,444 ,445 ,508 ,509 ,512 ,514 ,515 ,516 ,518 ,519 ,520 ,521 ,522 ,526 ,527 ,528 ,529 ,534 ,539 ,548 ,553 ,575 ,591 ,597 ,623 ,660 ,664 ,667 ,709 ,710 ,715 ,722 ,723 ,729 ,1028 ,1076 ,1132 ,1135 ,1136 ,1137 ,1156 ,1157 ,1242 ,1243 ,1249 ,1250 ,1257 ,1264 ,1314 ,1315 ,1316 ,1317 ,1319 ,1320 ,1325 ,1326 ,1330 ,1331 ,1332 ,1335 ,1369 ,1413 ,1418 ,1432 ,1477 ,1513 ,1517 ,1521 ,1522 ,1523 ,1524 ,1528 ,1529 ,1533 ,1536 ,1537 ,1542 ,1544 ,1545 ,1546 ,1629 ,1630 ,1631 ,1632 ,1633 ,1634 ,1635 ,1636 ,1637 ,1639 ,1640 ,1641 ,1642 ,1643 ,1644 ,1645 ,1646 ,1647 ,1649 ,1650 ,1653 ,1654 ,1656 ,1657 ,1658 ,1659 ,1660 ,1661 ,1663 ,1664 ,1665 ,1666 ,1667 ,1669 ,1671 ,1673 ,1674 ,1675 ,1676 ,1677 ,1679 ,1680 ,1681 ,1686 ,1688 ,1689 ,1690 ,1695 ,1696 ,1697 ,1699 ,1706
AUDI	58109611G	860234-4	108 ,121 ,122 ,138 ,139 ,140 ,141 ,549 ,1327 ,1373 ,1377 ,1667 ,1678 ,1698 ,1707
AUDI	BAC103351A	975002-8	100 ,101 ,102 ,107 ,108 ,120 ,121 ,125 ,138 ,140 ,515 ,518 ,520 ,1311 ,1312 ,1314 ,1315 ,1317 ,1318 ,1319 ,1320 ,1321 ,1325 ,1326 ,1327 ,1331 ,1332 ,1333 ,1364 ,1365 ,1367 ,1369 ,1370 ,1374 ,1377 ,1382 ,1513 ,1626 ,1627 ,1629 ,1630 ,1633 ,1635 ,1637 ,1643 ,1644 ,1645 ,1646 ,1647 ,1648 ,1649 ,1660 ,1661 ,1664 ,1665 ,1666 ,1667 ,1668 ,1676 ,1679 ,1680 ,1681 ,1682 ,1695 ,1696 ,1698 ,1699 ,1700 ,1706 ,1707

BEDFORD	901169309	853551-4	152 ,153 ,1073 ,1076 ,1475 ,1477
---------	-----------	----------	----------------------------------

BMW	11120721100	880730-4	208
BMW	11121263642	880731-4	202 ,208 ,209 ,210 ,211
BMW	11121280523	880732-4	199 ,202
BMW	11121287933	900715-1	202 ,209
BMW	11121715373	880734-4	200 ,203 ,207 ,208
BMW	11121734213	900715-1	202 ,209
BMW	11121734279	900715-1	202 ,209
BMW	11121735534	880724-4	200 ,203 ,204 ,205 ,207 ,208 ,210 ,211 ,215 ,216 ,722 ,723 ,882 ,974
BMW	11122244464	880728-6	199
BMW	11127797711	850741-4	31 ,202 ,206 ,988
BMW	11311709580	510701-1	203
BMW	11321739299	970702-8	199 ,200 ,203 ,204 ,721 ,1074 ,1476
BMW	11321748880	971002-8	200 ,204 ,212 ,887 ,891 ,892 ,893 ,894 ,1154 ,1155 ,1266
BMW	11321748881	971002-8	200 ,204 ,212 ,887 ,891 ,892 ,893 ,894 ,1154 ,1155 ,1266
BMW	11321748882	971002-8	200 ,204 ,212 ,887 ,891 ,892 ,893 ,894 ,1154 ,1155 ,1266
BMW	11321748884	971002-8	200 ,204 ,212 ,887 ,891 ,892 ,893 ,894 ,1154 ,1155 ,1266
BMW	11331247054	970701-8	203 ,206 ,207 ,208
BMW	11331433672	970701-8	203 ,206 ,207 ,208
BMW	11331712010	970701-8	203 ,206 ,207 ,208
BMW	11331714604	970701-8	203 ,206 ,207 ,208
BMW	11331715458	970701-8	203 ,206 ,207 ,208
BMW	11331721698	970701-8	203 ,206 ,207 ,208
BMW	11332249817	973701-8	31 ,199 ,201 ,202 ,204 ,206 ,288 ,428 ,509 ,510 ,513 ,514 ,544 ,612 ,613 ,614 ,615 ,616 ,679 ,680 ,681 ,721 ,793 ,794 ,881 ,981 ,987 ,988 ,1074 ,1122 ,1256 ,1396 ,1412 ,1476 ,1512 ,1516 ,1521
BMW	11337549633	970703-8	199 ,291 ,292 ,383 ,384 ,987 ,1124 ,1125
BMW	11337805974	973701-8	31 ,199 ,201 ,202 ,204 ,206 ,288 ,428 ,509 ,510 ,513 ,514 ,544 ,612 ,613 ,614 ,615 ,616 ,679 ,680 ,681 ,721 ,793 ,794 ,881 ,981 ,987 ,988 ,1074 ,1122 ,1256 ,1396 ,1412 ,1476 ,1512 ,1516 ,1521



# OE- Reference

OE- Manu.	Reference-No.	SM-No.	On Page
BMW	11337805974	973701-8	31, 199, 201, 202, 204, 206, 288, 428, 509, 510, 513, 514, 544, 612, 613, 614, 615, 616, 679, 680, 681, 721, 793, 794, 881, 981, 987, 988, 1074, 1122, 1256, 1396, 1412, 1476, 1512, 1516, 1521
BMW	11340150844	M-6	4, 20, 21, 22, 24, 26, 31, 32, 94, 96, 103, 104, 108, 109, 110, 112, 113, 114, 121, 122, 123, 124, 125, 126, 127, 128, 130, 131, 132, 137, 138, 139, 140, 141, 142, 143, 199, 200, 201, 202, 203, 204, 205, 206, 207, 208, 210, 211, 215, 216, 240, 246, 248, 249, 252, 258, 294, 298, 299, 300, 301, 304, 314, 322, 331, 384, 425, 427, 430, 431, 432, 435, 440, 441, 442, 446, 505, 506, 512, 513, 518, 519, 521, 524, 525, 534, 538, 539, 544, 545, 546, 547, 560, 590, 592, 593, 640, 642, 643, 655, 659, 681, 690, 706, 708, 709, 711, 713, 714, 715, 721, 722, 732, 735, 787, 793, 794, 795, 880, 881, 882, 883, 884, 885, 903, 904, 974, 975, 978, 981, 988, 995, 1026, 1027, 1028, 1029, 1064, 1065, 1070, 1073, 1074, 1075, 1076, 1077, 1078, 1079, 1119, 1127, 1131, 1132, 1133, 1134, 1135, 1138, 1152, 1153, 1154, 1155, 1158, 1159, 1161, 1225, 1226, 1232, 1236, 1237, 1238, 1256, 1264, 1265, 1311, 1316, 1319, 1322, 1323, 1324, 1325, 1327, 1328, 1329, 1330, 1331, 1332, 1333, 1363, 1365, 1366, 1368, 1370, 1371, 1372, 1373, 1374, 1375, 1376, 1377, 1378, 1379, 1382, 1387, 1407, 1411, 1412, 1414, 1422, 1466, 1467, 1472, 1475, 1476, 1477, 1478, 1479, 1480, 1481, 1513, 1515, 1516, 1517, 1518, 1520, 1521, 1522, 1626, 1636, 1638, 1639, 1646, 1649, 1652, 1655, 1661, 1662, 1663, 1667, 1668, 1669, 1671, 1672, 1673, 1678, 1679, 1680, 1682, 1683, 1684, 1685, 1686, 1687, 1689, 1695, 1696, 1698, 1699, 1700, 1705, 1707, 1708
BMW	11341250129	860705-6	208 to 211
BMW	11341251063	860707-4	209
BMW	11341251498	860702-4	202
BMW	11341251879	850703-4	202
BMW	11341254625	850708-4	209
BMW	11341257587	850704-6	208 to 211
BMW	11341265453	850710-6	199
BMW	11341267687	850710-6	199
BMW	11341267688	860711-6	199
BMW	11341267721	850710-6	199
BMW	11341267722	860711-6	199
BMW	11341271273	860711-6	199
BMW	11341273501	912801-8	94, 95, 96, 97, 98, 99, 100, 104, 105, 106, 107, 108, 113, 115, 116, 117, 118, 119, 120, 121, 125, 126, 138, 139, 140, 202, 209, 210, 211, 322, 425, 428, 429, 430, 431, 433, 434, 438, 439, 441, 443, 512, 514, 518, 519, 521, 552, 553, 554, 591, 597, 696, 697, 708, 709, 712, 1028, 1076, 1264, 1314, 1315, 1316, 1317, 1319, 1320, 1323, 1325, 1326, 1330, 1331, 1332, 1334, 1369, 1413, 1477, 1513, 1517, 1626, 1629, 1630, 1631, 1632, 1633, 1634, 1635, 1636, 1637, 1638, 1639, 1640, 1641, 1642, 1643, 1644, 1646, 1647, 1649, 1650, 1653, 1654, 1656, 1657, 1658, 1659, 1660, 1661, 1663, 1664, 1665, 1666, 1667, 1668, 1669, 1671, 1673, 1674, 1675, 1676, 1677, 1678, 1680, 1684, 1695, 1696, 1697, 1706, 1714, 1715
BMW	11341273592	850704-6	208 to 211
BMW	11341274714	912801-8	94, 95, 96, 97, 98, 99, 100, 104, 105, 106, 107, 108, 113, 115, 116, 117, 118, 119, 120, 121, 125, 126, 138, 139, 140, 202, 209, 210, 211, 322, 425, 428, 429, 430, 431, 433, 434, 438, 439, 441, 443, 512, 514, 518, 519, 521, 552, 553, 554, 591, 597, 696, 697, 708, 709, 712, 1028, 1076, 1264, 1314, 1315, 1316, 1317, 1319, 1320, 1323, 1325, 1326, 1330, 1331, 1332, 1334, 1369, 1413, 1477, 1513, 1517, 1626, 1629, 1630, 1631, 1632, 1633, 1634, 1635, 1636, 1637, 1638, 1639, 1640, 1641, 1642, 1643, 1644, 1646, 1647, 1649, 1650, 1653, 1654, 1656, 1657, 1658, 1659, 1660, 1661, 1663, 1664, 1665, 1666, 1667, 1668, 1669, 1671, 1673, 1674, 1675, 1676, 1677, 1678, 1680, 1684, 1695, 1696, 1697, 1706, 1714, 1715
BMW	11341280643	860711-6	199
BMW	11341287591	915001-8	22, 23, 24, 25, 26, 27, 96, 99, 100, 101, 102, 103, 104, 107, 108, 110, 111, 118, 119, 120, 121, 122, 128, 129, 138, 140, 142, 199, 200, 202, 203, 204, 206, 207, 208, 210, 211, 212, 286, 287, 289, 290, 292, 293, 295, 302, 303, 304, 307, 321, 323, 341, 424, 425, 426, 427, 428, 430, 431, 432, 433, 435, 439, 443, 444, 514, 515, 516, 518, 519, 530, 553, 563, 623, 659, 697, 706, 707, 708, 709, 710, 712, 713, 715, 716, 717, 732, 735, 784, 881, 993, 994, 1025, 1026, 1027, 1073, 1119, 1120, 1121, 1123, 1124, 1125, 1126, 1128, 1130, 1136, 1137, 1158, 1159, 1161, 1224, 1225, 1227, 1232, 1233, 1235, 1236, 1238, 1239, 1255, 1266, 1267, 1311, 1312, 1313, 1314, 1315, 1317, 1318, 1319, 1320, 1321, 1322, 1323, 1325, 1326, 1327, 1328, 1331, 1332, 1333, 1334, 1363, 1365, 1367, 1368, 1369, 1370, 1371, 1372, 1374, 1377, 1378, 1382, 1413, 1475, 1514, 1523, 1524, 1626, 1627, 1629, 1630, 1631, 1632, 1633, 1635, 1637, 1638, 1643, 1644, 1645, 1646, 1647, 1648, 1649, 1650, 1651, 1652, 1654, 1660, 1661, 1663, 1664, 1665, 1666, 1667, 1668, 1669, 1670, 1671, 1676, 1677, 1678, 1679, 1680, 1681, 1682, 1683, 1695, 1696, 1697, 1698, 1699, 1700, 1705, 1706, 1707, 1708, 1714



# OE- Reference



OE- Manu.	Reference-No.	SM-No.	On Page
BMW	11341287591	915001-8	22 ,23 ,24 ,25 ,26 ,27 ,96 ,99 ,100 ,101 ,102 ,103 ,104 ,107 ,108 ,110 ,111 ,118 ,119 ,120 ,121 ,122 ,128 ,129 ,138 ,140 ,142 ,199 ,200 ,202 ,203 ,204 ,206 ,207 ,208 ,210 ,211 ,212 ,286 ,287 ,289 ,290 ,292 ,293 ,295 ,302 ,303 ,304 ,307 ,321 ,323 ,341 ,424 ,425 ,426 ,427 ,428 ,430 ,431 ,432 ,433 ,435 ,439 ,443 ,444 ,514 ,515 ,516 ,518 ,519 ,530 ,553 ,563 ,623 ,659 ,697 ,706 ,707 ,708 ,709 ,710 ,712 ,713 ,715 ,716 ,717 ,732 ,735 ,784 ,881 ,993 ,994 ,1025 ,1026 ,1027 ,1073 ,1119 ,1120 ,1121 ,1123 ,1124 ,1125 ,1126 ,1128 ,1130 ,1136 ,1137 ,1158 ,1159 ,1161 ,1224 ,1225 ,1227 ,1232 ,1233 ,1235 ,1236 ,1238 ,1239 ,1255 ,1266 ,1267 ,1311 ,1312 ,1313 ,1314 ,1315 ,1317 ,1318 ,1319 ,1320 ,1321 ,1322 ,1323 ,1325 ,1326 ,1327 ,1328 ,1331 ,1332 ,1333 ,1334 ,1363 ,1365 ,1367 ,1368 ,1369 ,1370 ,1371 ,1372 ,1374 ,1377 ,1378 ,1382 ,1413 ,1475 ,1514 ,1523 ,1524 ,1626 ,1627 ,1629 ,1630 ,1631 ,1632 ,1633 ,1635 ,1637 ,1638 ,1643 ,1644 ,1645 ,1646 ,1647 ,1648 ,1649 ,1650 ,1651 ,1652 ,1654 ,1660 ,1661 ,1663 ,1664 ,1665 ,1666 ,1667 ,1668 ,1669 ,1670 ,1671 ,1676 ,1677 ,1678 ,1679 ,1680 ,1681 ,1682 ,1683 ,1695 ,1696 ,1697 ,1698 ,1699 ,1700 ,1705 ,1706 ,1707 ,1708 ,1714
BMW	11341288544	915001-8	22 ,23 ,24 ,25 ,26 ,27 ,96 ,99 ,100 ,101 ,102 ,103 ,104 ,107 ,108 ,110 ,111 ,118 ,119 ,120 ,121 ,122 ,128 ,129 ,138 ,140 ,142 ,199 ,200 ,202 ,203 ,204 ,206 ,207 ,208 ,210 ,211 ,212 ,286 ,287 ,289 ,290 ,292 ,293 ,295 ,302 ,303 ,304 ,307 ,321 ,323 ,341 ,424 ,425 ,426 ,427 ,428 ,430 ,431 ,432 ,433 ,435 ,439 ,443 ,444 ,514 ,515 ,516 ,518 ,519 ,530 ,553 ,563 ,623 ,659 ,697 ,706 ,707 ,708 ,709 ,710 ,712 ,713 ,715 ,716 ,717 ,732 ,735 ,784 ,881 ,993 ,994 ,1025 ,1026 ,1027 ,1073 ,1119 ,1120 ,1121 ,1123 ,1124 ,1125 ,1126 ,1128 ,1130 ,1136 ,1137 ,1158 ,1159 ,1161 ,1224 ,1225 ,1227 ,1232 ,1233 ,1235 ,1236 ,1238 ,1239 ,1255 ,1266 ,1267 ,1311 ,1312 ,1313 ,1314 ,1315 ,1317 ,1318 ,1319 ,1320 ,1321 ,1322 ,1323 ,1325 ,1326 ,1327 ,1328 ,1331 ,1332 ,1333 ,1334 ,1363 ,1365 ,1367 ,1368 ,1369 ,1370 ,1371 ,1372 ,1374 ,1377 ,1378 ,1382 ,1413 ,1475 ,1514 ,1523 ,1524 ,1626 ,1627 ,1629 ,1630 ,1631 ,1632 ,1633 ,1635 ,1637 ,1638 ,1643 ,1644 ,1645 ,1646 ,1647 ,1648 ,1649 ,1650 ,1651 ,1652 ,1654 ,1660 ,1661 ,1663 ,1664 ,1665 ,1666 ,1667 ,1668 ,1669 ,1670 ,1671 ,1676 ,1677 ,1678 ,1679 ,1680 ,1681 ,1682 ,1683 ,1695 ,1696 ,1697 ,1698 ,1699 ,1700 ,1705 ,1706 ,1707 ,1708 ,1714
BMW	11341307136	M-7	22 ,23 ,24 ,26 ,27 ,96 ,99 ,100 ,101 ,102 ,103 ,107 ,108 ,110 ,111 ,120 ,121 ,138 ,140 ,199 ,200 ,202 ,203 ,207 ,208 ,211 ,250 ,290 ,293 ,295 ,298 ,302 ,303 ,304 ,335 ,432 ,433 ,435 ,441 ,442 ,444 ,514 ,515 ,516 ,518 ,519 ,520 ,524 ,525 ,526 ,527 ,528 ,529 ,547 ,548 ,553 ,592 ,655 ,659 ,698 ,710 ,712 ,715 ,748 ,749 ,750 ,881 ,886 ,894 ,896 ,900 ,902 ,994 ,1006 ,1080 ,1082 ,1083 ,1123 ,1126 ,1128 ,1129 ,1135 ,1136 ,1137 ,1159 ,1161 ,1236 ,1238 ,1266 ,1311 ,1314 ,1315 ,1317 ,1318 ,1319 ,1320 ,1321 ,1322 ,1323 ,1326 ,1327 ,1328 ,1332 ,1365 ,1367 ,1368 ,1369 ,1370 ,1371 ,1372 ,1374 ,1377 ,1399 ,1481 ,1483 ,1515 ,1516 ,1518 ,1519 ,1520 ,1521 ,1523 ,1524 ,1626 ,1630 ,1631 ,1633 ,1635 ,1637 ,1638 ,1643 ,1644 ,1645 ,1646 ,1647 ,1648 ,1649 ,1650 ,1651 ,1652 ,1654 ,1661 ,1664 ,1665 ,1666 ,1667 ,1668 ,1669 ,1670 ,1671 ,1678 ,1679 ,1680 ,1681 ,1682 ,1683 ,1691 ,1695 ,1696 ,1697 ,1698 ,1699 ,1700 ,1705 ,1706 ,1718
BMW	11341401104	850736-6	208
BMW	11341401105	860737-6	208
BMW	11341408015	850720-4	210 to 211
BMW	11341433480	850720-4	210 to 211
BMW	11341433481	860723-4	210 to 211
BMW	11341433483	860725-4	205
BMW	11341433699	860723-4	210 to 211
BMW	11341433892	850734-4	203 ,207 ,208
BMW	11341433893	860735-4	203 ,204 ,207 ,216 ,722
BMW	11341435461	850790-4	32 ,205 ,206 ,210 ,211
BMW	11341435476	850722-4	205
BMW	11341435480	850720-4	210 to 211
BMW	11341435482	860723-4	210 to 211
BMW	11341438284	850743-6	203 ,204 ,207 ,216
BMW	11341438385	850732-4	203 ,204 ,207 ,216 ,722
BMW	11341438451	850732-4	203 ,204 ,207 ,216 ,722
BMW	11341440304	850738-4	205 ,206 ,207 ,216



# OE- Reference

OE- Manu.	Reference-No.	SM-No.	On Page
BMW	11341440304	850738-4	205 ,206 ,207 ,216
BMW	11341461405	M-6	4 ,20 ,21 ,22 ,24 ,26 ,31 ,32 ,94 ,96 ,103 ,104 ,108 ,109 ,110 ,112 ,113 ,114 ,121 ,122 ,123 ,124 ,125 ,126 ,127 ,128 ,130 ,131 ,132 ,137 ,138 ,139 ,140 ,141 ,142 ,143 ,199 ,200 ,201 ,202 ,203 ,204 ,205 ,206 ,207 ,208 ,210 ,211 ,215 ,216 ,240 ,246 ,248 ,249 ,252 ,258 ,294 ,298 ,299 ,300 ,301 ,304 ,314 ,322 ,331 ,384 ,425 ,427 ,430 ,431 ,432 ,435 ,440 ,441 ,442 ,446 ,505 ,506 ,512 ,513 ,518 ,519 ,521 ,524 ,525 ,534 ,538 ,539 ,544 ,545 ,546 ,547 ,560 ,590 ,592 ,593 ,640 ,642 ,643 ,655 ,659 ,681 ,690 ,706 ,708 ,709 ,711 ,713 ,714 ,715 ,721 ,722 ,732 ,735 ,787 ,793 ,794 ,795 ,880 ,881 ,882 ,883 ,884 ,885 ,903 ,904 ,974 ,975 ,978 ,981 ,988 ,995 ,1026 ,1027 ,1028 ,1029 ,1064 ,1065 ,1070 ,1073 ,1074 ,1075 ,1076 ,1077 ,1078 ,1079 ,1119 ,1127 ,1131 ,1132 ,1133 ,1134 ,1135 ,1138 ,1152 ,1153 ,1154 ,1155 ,1158 ,1159 ,1161 ,1225 ,1226 ,1232 ,1236 ,1237 ,1238 ,1256 ,1264 ,1265 ,1311 ,1316 ,1319 ,1322 ,1323 ,1324 ,1325 ,1327 ,1328 ,1329 ,1330 ,1331 ,1332 ,1333 ,1363 ,1365 ,1366 ,1368 ,1370 ,1371 ,1372 ,1373 ,1374 ,1375 ,1376 ,1377 ,1378 ,1379 ,1382 ,1387 ,1407 ,1411 ,1412 ,1414 ,1422 ,1466 ,1467 ,1472 ,1475 ,1476 ,1477 ,1478 ,1479 ,1480 ,1481 ,1513 ,1515 ,1516 ,1517 ,1518 ,1520 ,1521 ,1522 ,1626 ,1636 ,1638 ,1639 ,1646 ,1649 ,1652 ,1655 ,1661 ,1662 ,1663 ,1667 ,1668 ,1669 ,1671 ,1672 ,1673 ,1678 ,1679 ,1680 ,1682 ,1683 ,1684 ,1685 ,1686 ,1687 ,1689 ,1695 ,1696 ,1698 ,1699 ,1700 ,1705 ,1707 ,1708
BMW	11341461679	915097-8	32 ,94 ,96 ,99 ,103 ,104 ,106 ,108 ,109 ,110 ,111 ,112 ,113 ,114 ,121 ,122 ,123 ,124 ,125 ,126 ,127 ,128 ,129 ,130 ,131 ,132 ,137 ,138 ,139 ,140 ,141 ,142 ,143 ,146 ,199 ,200 ,203 ,204 ,205 ,207 ,208 ,209 ,210 ,211 ,212 ,215 ,216 ,241 ,243 ,245 ,246 ,247 ,248 ,249 ,250 ,251 ,252 ,253 ,258 ,259 ,291 ,292 ,293 ,301 ,302 ,303 ,307 ,308 ,314 ,322 ,330 ,331 ,332 ,333 ,334 ,375 ,376 ,380 ,430 ,431 ,443 ,446 ,518 ,521 ,560 ,569 ,575 ,589 ,590 ,591 ,592 ,593 ,594 ,597 ,623 ,626 ,659 ,660 ,661 ,690 ,714 ,716 ,717 ,721 ,722 ,723 ,732 ,735 ,879 ,880 ,881 ,882 ,883 ,884 ,885 ,886 ,887 ,889 ,890 ,891 ,892 ,898 ,903 ,904 ,932 ,936 ,974 ,975 ,978 ,993 ,994 ,995 ,1026 ,1027 ,1028 ,1030 ,1068 ,1069 ,1070 ,1072 ,1073 ,1074 ,1075 ,1077 ,1079 ,1080 ,1081 ,1121 ,1125 ,1126 ,1133 ,1134 ,1135 ,1136 ,1152 ,1153 ,1154 ,1155 ,1156 ,1158 ,1159 ,1160 ,1161 ,1225 ,1226 ,1232 ,1235 ,1238 ,1239 ,1255 ,1264 ,1265 ,1311 ,1315 ,1316 ,1319 ,1322 ,1323 ,1324 ,1325 ,1327 ,1328 ,1329 ,1330 ,1331 ,1332 ,1333 ,1334 ,1363 ,1365 ,1366 ,1367 ,1368 ,1370 ,1371 ,1372 ,1373 ,1374 ,1375 ,1376 ,1377 ,1378 ,1379 ,1382 ,1386 ,1387 ,1396 ,1407 ,1412 ,1418 ,1470 ,1471 ,1472 ,1473 ,1474 ,1475 ,1476 ,1477 ,1478 ,1479 ,1480 ,1481 ,1482 ,1517 ,1521 ,1626 ,1633 ,1636 ,1638 ,1639 ,1642 ,1643 ,1646 ,1649 ,1652 ,1653 ,1654 ,1655 ,1658 ,1661 ,1662 ,1663 ,1667 ,1668 ,1669 ,1670 ,1671 ,1672 ,1673 ,1678 ,1679 ,1680 ,1682 ,1683 ,1684 ,1685 ,1686 ,1687 ,1689 ,1695 ,1696 ,1697 ,1698 ,1699 ,1700 ,1705 ,1707 ,1708
BMW	11341485585	850714-4	258 ,988
BMW	11341706580	915001-8	22 ,23 ,24 ,25 ,26 ,27 ,96 ,99 ,100 ,101 ,102 ,103 ,104 ,107 ,108 ,110 ,111 ,118 ,119 ,120 ,121 ,122 ,128 ,129 ,138 ,140 ,142 ,199 ,200 ,202 ,203 ,204 ,206 ,207 ,208 ,210 ,211 ,212 ,286 ,287 ,289 ,290 ,292 ,293 ,295 ,302 ,303 ,304 ,307 ,321 ,323 ,341 ,424 ,425 ,426 ,427 ,428 ,430 ,431 ,432 ,433 ,435 ,439 ,443 ,444 ,514 ,515 ,516 ,518 ,519 ,530 ,553 ,563 ,623 ,659 ,697 ,706 ,707 ,708 ,709 ,710 ,712 ,713 ,715 ,716 ,717 ,732 ,735 ,784 ,881 ,993 ,994 ,1025 ,1026 ,1027 ,1073 ,1119 ,1120 ,1121 ,1123 ,1124 ,1125 ,1126 ,1128 ,1130 ,1136 ,1137 ,1158 ,1159 ,1161 ,1224 ,1225 ,1227 ,1232 ,1233 ,1235 ,1236 ,1238 ,1239 ,1255 ,1266 ,1267 ,1311 ,1312 ,1313 ,1314 ,1315 ,1317 ,1318 ,1319 ,1320 ,1321 ,1322 ,1323 ,1325 ,1326 ,1327 ,1328 ,1331 ,1332 ,1333 ,1334 ,1363 ,1365 ,1367 ,1368 ,1369 ,1370 ,1371 ,1372 ,1374 ,1377 ,1378 ,1382 ,1413 ,1475 ,1514 ,1523 ,1524 ,1626 ,1627 ,1629 ,1630 ,1631 ,1632 ,1633 ,1635 ,1637 ,1638 ,1643 ,1644 ,1645 ,1646 ,1647 ,1648 ,1649 ,1650 ,1651 ,1652 ,1654 ,1660 ,1661 ,1663 ,1664 ,1665 ,1666 ,1667 ,1668 ,1669 ,1670 ,1671 ,1676 ,1677 ,1678 ,1679 ,1680 ,1681 ,1682 ,1683 ,1695 ,1696 ,1697 ,1698 ,1699 ,1700 ,1705 ,1706 ,1707 ,1708 ,1714
BMW	11341706707	915001-8	22 ,23 ,24 ,25 ,26 ,27 ,96 ,99 ,100 ,101 ,102 ,103 ,104 ,107 ,108 ,110 ,111 ,118 ,119 ,120 ,121 ,122 ,128 ,129 ,138 ,140 ,142 ,199 ,200 ,202 ,203 ,204 ,206 ,207 ,208 ,210 ,211 ,212 ,286 ,287 ,289 ,290 ,292 ,293 ,295 ,302 ,303 ,304 ,307 ,321 ,323 ,341 ,424 ,425 ,426 ,427 ,428 ,430 ,431 ,432 ,433 ,435 ,439 ,443 ,444 ,514 ,515 ,516 ,518 ,519 ,530 ,553 ,563 ,623 ,659 ,697 ,706 ,707 ,708 ,709 ,710 ,712 ,713 ,715 ,716 ,717 ,732 ,735 ,784 ,881 ,993 ,994 ,1025 ,1026 ,1027 ,1073 ,1119 ,1120 ,1121 ,1123 ,1124 ,1125 ,1126 ,1128 ,1130 ,1136 ,1137 ,1158 ,1159 ,1161 ,1224 ,1225 ,1227 ,1232 ,1233 ,1235 ,1236 ,1238 ,1239 ,1255 ,1266 ,1267 ,1311 ,1312 ,1313 ,1314 ,1315 ,1317 ,1318 ,1319 ,1320 ,1321 ,1322 ,1323 ,1325 ,1326 ,1327 ,1328 ,1331 ,1332 ,1333 ,1334 ,1363 ,1365 ,1367 ,1368 ,1369 ,1370 ,1371 ,1372 ,1374 ,1377 ,1378 ,1382 ,1413 ,1475 ,1514 ,1523 ,1524 ,1626 ,1627 ,1629 ,1630 ,1631 ,1632 ,1633 ,1635 ,1637 ,1638 ,1643 ,1644 ,1645 ,1646 ,1647 ,1648 ,1649 ,1650 ,1651 ,1652 ,1654 ,1660 ,1661 ,1663 ,1664 ,1665 ,1666 ,1667 ,1668 ,1669 ,1670 ,1671 ,1676 ,1677 ,1678 ,1679 ,1680 ,1681 ,1682 ,1683 ,1695 ,1696 ,1697 ,1698 ,1699 ,1700 ,1705 ,1706 ,1707 ,1708 ,1714

# OE- Reference



OE- Manu.	Reference-No.	SM-No.	On Page
BMW	11341706707	915001-8	22 ,23 ,24 ,25 ,26 ,27 ,96 ,99 ,100 ,101 ,102 ,103 ,104 ,107 ,108 ,110 ,111 ,118 ,119 ,120 ,121 ,122 ,128 ,129 ,138 ,140 ,142 ,199 ,200 ,202 ,203 ,204 ,206 ,207 ,208 ,210 ,211 ,212 ,286 ,287 ,289 ,290 ,292 ,293 ,295 ,302 ,303 ,304 ,307 ,321 ,323 ,341 ,424 ,425 ,426 ,427 ,428 ,430 ,431 ,432 ,433 ,435 ,439 ,443 ,444 ,514 ,515 ,516 ,518 ,519 ,530 ,553 ,563 ,623 ,659 ,697 ,706 ,707 ,708 ,709 ,710 ,712 ,713 ,715 ,716 ,717 ,732 ,735 ,784 ,881 ,993 ,994 ,1025 ,1026 ,1027 ,1073 ,1119 ,1120 ,1121 ,1123 ,1124 ,1125 ,1126 ,1128 ,1130 ,1136 ,1137 ,1158 ,1159 ,1161 ,1224 ,1225 ,1227 ,1232 ,1233 ,1235 ,1236 ,1238 ,1239 ,1255 ,1266 ,1267 ,1311 ,1312 ,1313 ,1314 ,1315 ,1317 ,1318 ,1319 ,1320 ,1321 ,1322 ,1323 ,1325 ,1326 ,1327 ,1328 ,1331 ,1332 ,1333 ,1334 ,1363 ,1365 ,1367 ,1368 ,1369 ,1370 ,1371 ,1372 ,1374 ,1377 ,1378 ,1382 ,1413 ,1475 ,1514 ,1523 ,1524 ,1626 ,1627 ,1629 ,1630 ,1631 ,1632 ,1633 ,1635 ,1637 ,1638 ,1643 ,1644 ,1645 ,1646 ,1647 ,1648 ,1649 ,1650 ,1651 ,1652 ,1654 ,1660 ,1661 ,1663 ,1664 ,1665 ,1666 ,1667 ,1668 ,1669 ,1670 ,1671 ,1676 ,1677 ,1678 ,1679 ,1680 ,1681 ,1682 ,1683 ,1695 ,1696 ,1697 ,1698 ,1699 ,1700 ,1705 ,1706 ,1707 ,1708 ,1714
BMW	11341706708	915001-8	22 ,23 ,24 ,25 ,26 ,27 ,96 ,99 ,100 ,101 ,102 ,103 ,104 ,107 ,108 ,110 ,111 ,118 ,119 ,120 ,121 ,122 ,128 ,129 ,138 ,140 ,142 ,199 ,200 ,202 ,203 ,204 ,206 ,207 ,208 ,210 ,211 ,212 ,286 ,287 ,289 ,290 ,292 ,293 ,295 ,302 ,303 ,304 ,307 ,321 ,323 ,341 ,424 ,425 ,426 ,427 ,428 ,430 ,431 ,432 ,433 ,435 ,439 ,443 ,444 ,514 ,515 ,516 ,518 ,519 ,530 ,553 ,563 ,623 ,659 ,697 ,706 ,707 ,708 ,709 ,710 ,712 ,713 ,715 ,716 ,717 ,732 ,735 ,784 ,881 ,993 ,994 ,1025 ,1026 ,1027 ,1073 ,1119 ,1120 ,1121 ,1123 ,1124 ,1125 ,1126 ,1128 ,1130 ,1136 ,1137 ,1158 ,1159 ,1161 ,1224 ,1225 ,1227 ,1232 ,1233 ,1235 ,1236 ,1238 ,1239 ,1255 ,1266 ,1267 ,1311 ,1312 ,1313 ,1314 ,1315 ,1317 ,1318 ,1319 ,1320 ,1321 ,1322 ,1323 ,1325 ,1326 ,1327 ,1328 ,1331 ,1332 ,1333 ,1334 ,1363 ,1365 ,1367 ,1368 ,1369 ,1370 ,1371 ,1372 ,1374 ,1377 ,1378 ,1382 ,1413 ,1475 ,1514 ,1523 ,1524 ,1626 ,1627 ,1629 ,1630 ,1631 ,1632 ,1633 ,1635 ,1637 ,1638 ,1643 ,1644 ,1645 ,1646 ,1647 ,1648 ,1649 ,1650 ,1651 ,1652 ,1654 ,1660 ,1661 ,1663 ,1664 ,1665 ,1666 ,1667 ,1668 ,1669 ,1670 ,1671 ,1676 ,1677 ,1678 ,1679 ,1680 ,1681 ,1682 ,1683 ,1695 ,1696 ,1697 ,1698 ,1699 ,1700 ,1705 ,1706 ,1707 ,1708 ,1714
BMW	11341707519	860739-4	32 ,205 ,206 ,210 ,211 ,216
BMW	11341708895	850712-6	202
BMW	11341708896	860713-6	202
BMW	11341709941	850718-4	203 ,208
BMW	11341710788	860705-6	208 to 211
BMW	11341710975	M-8	7 ,21 ,22 ,25 ,26 ,95 ,96 ,97 ,98 ,99 ,100 ,101 ,104 ,105 ,106 ,107 ,108 ,113 ,115 ,116 ,117 ,118 ,119 ,120 ,121 ,125 ,126 ,138 ,139 ,140 ,202 ,208 ,209 ,210 ,211 ,251 ,253 ,299 ,302 ,303 ,304 ,322 ,355 ,356 ,357 ,358 ,359 ,360 ,361 ,363 ,366 ,367 ,368 ,369 ,370 ,390 ,391 ,392 ,432 ,433 ,442 ,444 ,445 ,508 ,509 ,512 ,514 ,515 ,516 ,518 ,519 ,520 ,521 ,522 ,526 ,527 ,528 ,529 ,534 ,539 ,548 ,553 ,575 ,591 ,597 ,623 ,660 ,664 ,667 ,709 ,710 ,715 ,722 ,723 ,729 ,1028 ,1076 ,1132 ,1135 ,1136 ,1137 ,1156 ,1157 ,1242 ,1243 ,1249 ,1250 ,1257 ,1264 ,1314 ,1315 ,1316 ,1317 ,1319 ,1320 ,1325 ,1326 ,1330 ,1331 ,1332 ,1335 ,1369 ,1413 ,1418 ,1432 ,1477 ,1513 ,1517 ,1521 ,1522 ,1523 ,1524 ,1528 ,1529 ,1533 ,1536 ,1537 ,1542 ,1544 ,1545 ,1546 ,1629 ,1630 ,1631 ,1632 ,1633 ,1634 ,1635 ,1636 ,1637 ,1639 ,1640 ,1641 ,1642 ,1643 ,1644 ,1645 ,1646 ,1647 ,1649 ,1650 ,1653 ,1654 ,1656 ,1657 ,1658 ,1659 ,1660 ,1661 ,1663 ,1664 ,1665 ,1666 ,1667 ,1669 ,1671 ,1673 ,1674 ,1675 ,1676 ,1677 ,1679 ,1680 ,1681 ,1686 ,1688 ,1689 ,1690 ,1695 ,1696 ,1697 ,1699 ,1706
BMW	11341713731	860719-4	201 ,215
BMW	11341717579	860721-4	203
BMW	11341720827	850712-6	202
BMW	11341720828	860713-6	202
BMW	11341722892	850726-4	203
BMW	11341722894	850728-6	200
BMW	11341722896	850728-6	200
BMW	11341722908	850726-4	203
BMW	11341722910	850728-6	200
BMW	11341722911	860729-6	200
BMW	11341727352	860721-4	203
BMW	11341727358	850718-4	203 ,208
BMW	11341731640	850720-4	210 to 211
BMW	11341731641	860723-4	210 to 211
BMW	11341731642	850722-4	205
BMW	11341736549	850720-4	210 to 211
BMW	11341736558	860723-4	210 to 211
BMW	11341736567	850722-4	205
BMW	11341736576	860725-4	205
BMW	11341738215	860717-6	200 ,215
BMW	11341738218	850732-4	203 ,204 ,207 ,216 ,722
BMW	11341738219	860733-4	203 ,204 ,207 ,216 ,722



# OE- Reference

OE- Manu.	Reference-No.	SM-No.	On Page
BMW	11341738219	860733-4	203 ,204 ,207 ,216 ,722
BMW	11341738221	860717-6	200 ,215
BMW	11341739114	850734-4	203 ,207 ,208
BMW	11341739658	850734-4	203 ,207 ,208
BMW	11341739665	860735-4	203 ,204 ,207 ,216 ,722
BMW	11341739820	850732-4	203 ,204 ,207 ,216 ,722
BMW	11341739821	860733-4	203 ,204 ,207 ,216 ,722
BMW	11341739822	850732-4	203 ,204 ,207 ,216 ,722
BMW	11341739823	860733-4	203 ,204 ,207 ,216 ,722
BMW	11341741230	860725-4	205
BMW	11341741231	860723-4	210 to 211
BMW	11342244814	850754-6 853527-4	199
BMW	11342244815	863528-4	199 ,200 ,721 ,1074 ,1255 ,1476
BMW	11342244858	853527-4	199 ,1074 ,1476
BMW	11342245151	915097-8	32 ,94 ,96 ,99 ,103 ,104 ,106 ,108 ,109 ,110 ,111 ,112 ,113 ,114 ,121 ,122 ,123 ,124 ,125 ,126 ,127 ,128 ,129 ,130 ,131 ,132 ,137 ,138 ,139 ,140 ,141 ,142 ,143 ,146 ,199 ,200 ,203 ,204 ,205 ,207 ,208 ,209 ,210 ,211 ,212 ,215 ,216 ,241 ,243 ,245 ,246 ,247 ,248 ,249 ,250 ,251 ,252 ,253 ,258 ,259 ,291 ,292 ,293 ,301 ,302 ,303 ,307 ,308 ,314 ,322 ,330 ,331 ,332 ,333 ,334 ,375 ,376 ,380 ,430 ,431 ,443 ,446 ,518 ,521 ,560 ,569 ,575 ,589 ,590 ,591 ,592 ,593 ,594 ,597 ,623 ,626 ,659 ,660 ,661 ,690 ,714 ,716 ,717 ,721 ,722 ,723 ,732 ,735 ,879 ,880 ,881 ,882 ,883 ,884 ,885 ,886 ,887 ,889 ,890 ,891 ,892 ,898 ,903 ,904 ,932 ,936 ,974 ,975 ,978 ,993 ,994 ,995 ,1026 ,1027 ,1028 ,1030 ,1068 ,1069 ,1070 ,1072 ,1073 ,1074 ,1075 ,1077 ,1079 ,1080 ,1081 ,1121 ,1125 ,1126 ,1133 ,1134 ,1135 ,1136 ,1152 ,1153 ,1154 ,1155 ,1156 ,1158 ,1159 ,1160 ,1161 ,1225 ,1226 ,1232 ,1235 ,1238 ,1239 ,1255 ,1264 ,1265 ,1311 ,1315 ,1316 ,1319 ,1322 ,1323 ,1324 ,1325 ,1327 ,1328 ,1329 ,1330 ,1331 ,1332 ,1333 ,1334 ,1363 ,1365 ,1366 ,1367 ,1368 ,1370 ,1371 ,1372 ,1373 ,1374 ,1375 ,1376 ,1377 ,1378 ,1379 ,1382 ,1386 ,1387 ,1396 ,1407 ,1412 ,1418 ,1470 ,1471 ,1472 ,1473 ,1474 ,1475 ,1476 ,1477 ,1478 ,1479 ,1480 ,1481 ,1482 ,1517 ,1521 ,1626 ,1633 ,1636 ,1638 ,1639 ,1642 ,1643 ,1646 ,1649 ,1652 ,1653 ,1654 ,1655 ,1658 ,1661 ,1662 ,1663 ,1667 ,1668 ,1669 ,1670 ,1671 ,1672 ,1673 ,1678 ,1679 ,1680 ,1682 ,1683 ,1684 ,1685 ,1686 ,1687 ,1689 ,1695 ,1696 ,1697 ,1698 ,1699 ,1700 ,1705 ,1707 ,1708
BMW	11342246524	853527-4	199 ,1074 ,1476
BMW	11342246525	860755-6	721 ,1255
BMW	11342247077	850756-4	31 ,201 ,204 ,722 ,981 ,1256
BMW	11344457287	860739-4	32 ,205 ,206 ,210 ,211 ,216
BMW	11347502173	860717-6	200 ,215
BMW	11347502351	860717-6	200 ,215
BMW	11347502352	860733-4	203 ,204 ,207 ,216 ,722
BMW	11347503737	850790-4	32 ,205 ,206 ,210 ,211
BMW	11347503738	860739-4	32 ,205 ,206 ,210 ,211 ,216
BMW	11347505704	860744-6	203 ,204 ,207 ,216
BMW	11347505731	860733-4	203 ,204 ,207 ,216 ,722
BMW	11347513023	850714-4	258 ,988
BMW	11347513024	860715-4	258 ,988
BMW	11347529839	860739-4	32 ,205 ,206 ,210 ,211 ,216
BMW	11347533884	851109-4	291 ,292 ,383 ,987 ,1124 ,1125
BMW	11347539919	850747-6	201 ,207
BMW	11347548280	850700-4	206
BMW	11347548281	860701-4	31 ,201 ,206
BMW	11347553620	860701-4	31 ,201 ,206
BMW	11347553774	860748-6	201 ,215
BMW	11347553776	860701-4	31 ,201 ,206
BMW	11347573840	860701-4	31 ,201 ,206
BMW	11347573841	860701-4	31 ,201 ,206
BMW	11347587470	851113-4	291 ,292 ,383 ,987 ,1124 ,1125
BMW	11347797712	860742-4	31 ,202 ,206 ,988
BMW	11347805968	851107-4	288 ,428 ,509 ,510 ,544 ,794 ,987 ,1122 ,1412 ,1512
BMW	11347805969	861108-4	288 ,428 ,509 ,510 ,544 ,987 ,1122 ,1412
BMW	11347812615	860742-4	31 ,202 ,206 ,988
BMW	11347829943	860715-4	258 ,988
BMW	11348511622	860742-4	31 ,202 ,206 ,988

# OE- Reference



OE- Manu.	Reference-No.	SM-No.	On Page
BMW	11348511622	860742-4	31 ,202 ,206 ,988
BMW	1267688	860711-6	199
BMW	1705527.1	900715-1	202 ,209
BMW	17065804	915001-8	22 ,23 ,24 ,25 ,26 ,27 ,96 ,99 ,100 ,101 ,102 ,103 ,104 ,107 ,108 ,110 ,111 ,118 ,119 ,120 ,121 ,122 ,128 ,129 ,138 ,140 ,142 ,199 ,200 ,202 ,203 ,204 ,206 ,207 ,208 ,210 ,211 ,212 ,286 ,287 ,289 ,290 ,292 ,293 ,295 ,302 ,303 ,304 ,307 ,321 ,323 ,341 ,424 ,425 ,426 ,427 ,428 ,430 ,431 ,432 ,433 ,435 ,439 ,443 ,444 ,514 ,515 ,516 ,518 ,519 ,530 ,553 ,563 ,623 ,659 ,697 ,706 ,707 ,708 ,709 ,710 ,712 ,713 ,715 ,716 ,717 ,732 ,735 ,784 ,881 ,993 ,994 ,1025 ,1026 ,1027 ,1073 ,1119 ,1120 ,1121 ,1123 ,1124 ,1125 ,1126 ,1128 ,1130 ,1136 ,1137 ,1158 ,1159 ,1161 ,1224 ,1225 ,1227 ,1232 ,1233 ,1235 ,1236 ,1238 ,1239 ,1255 ,1266 ,1267 ,1311 ,1312 ,1313 ,1314 ,1315 ,1317 ,1318 ,1319 ,1320 ,1321 ,1322 ,1323 ,1325 ,1326 ,1327 ,1328 ,1331 ,1332 ,1333 ,1334 ,1363 ,1365 ,1367 ,1368 ,1369 ,1370 ,1371 ,1372 ,1374 ,1377 ,1378 ,1382 ,1413 ,1475 ,1514 ,1523 ,1524 ,1626 ,1627 ,1629 ,1630 ,1631 ,1632 ,1633 ,1635 ,1637 ,1638 ,1643 ,1644 ,1645 ,1646 ,1647 ,1648 ,1649 ,1650 ,1651 ,1652 ,1654 ,1660 ,1661 ,1663 ,1664 ,1665 ,1666 ,1667 ,1668 ,1669 ,1670 ,1671 ,1676 ,1677 ,1678 ,1679 ,1680 ,1681 ,1682 ,1683 ,1695 ,1696 ,1697 ,1698 ,1699 ,1700 ,1705 ,1706 ,1707 ,1708 ,1714
BMW	17067073	915001-8	22 ,23 ,24 ,25 ,26 ,27 ,96 ,99 ,100 ,101 ,102 ,103 ,104 ,107 ,108 ,110 ,111 ,118 ,119 ,120 ,121 ,122 ,128 ,129 ,138 ,140 ,142 ,199 ,200 ,202 ,203 ,204 ,206 ,207 ,208 ,210 ,211 ,212 ,286 ,287 ,289 ,290 ,292 ,293 ,295 ,302 ,303 ,304 ,307 ,321 ,323 ,341 ,424 ,425 ,426 ,427 ,428 ,430 ,431 ,432 ,433 ,435 ,439 ,443 ,444 ,514 ,515 ,516 ,518 ,519 ,530 ,553 ,563 ,623 ,659 ,697 ,706 ,707 ,708 ,709 ,710 ,712 ,713 ,715 ,716 ,717 ,732 ,735 ,784 ,881 ,993 ,994 ,1025 ,1026 ,1027 ,1073 ,1119 ,1120 ,1121 ,1123 ,1124 ,1125 ,1126 ,1128 ,1130 ,1136 ,1137 ,1158 ,1159 ,1161 ,1224 ,1225 ,1227 ,1232 ,1233 ,1235 ,1236 ,1238 ,1239 ,1255 ,1266 ,1267 ,1311 ,1312 ,1313 ,1314 ,1315 ,1317 ,1318 ,1319 ,1320 ,1321 ,1322 ,1323 ,1325 ,1326 ,1327 ,1328 ,1331 ,1332 ,1333 ,1334 ,1363 ,1365 ,1367 ,1368 ,1369 ,1370 ,1371 ,1372 ,1374 ,1377 ,1378 ,1382 ,1413 ,1475 ,1514 ,1523 ,1524 ,1626 ,1627 ,1629 ,1630 ,1631 ,1632 ,1633 ,1635 ,1637 ,1638 ,1643 ,1644 ,1645 ,1646 ,1647 ,1648 ,1649 ,1650 ,1651 ,1652 ,1654 ,1660 ,1661 ,1663 ,1664 ,1665 ,1666 ,1667 ,1668 ,1669 ,1670 ,1671 ,1676 ,1677 ,1678 ,1679 ,1680 ,1681 ,1682 ,1683 ,1695 ,1696 ,1697 ,1698 ,1699 ,1700 ,1705 ,1706 ,1707 ,1708 ,1714
BMW	1727914.1	900715-1	202 ,209
BMW	1734 279.9	900715-1	202 ,209
BMW	1734213.1	900715-1	202 ,209
BMW	1734277.4	900715-1	202 ,209
BMW	25430411204	850772-4	
BMW	640001	970702-8	199 ,200 ,203 ,204 ,721 ,1074 ,1476
CASE IH	795729R1	863605-6	7 ,254 ,1086 ,1087 ,1088 ,1524
CATERPILLAR	1152367	860920-6	219
CATERPILLAR	1152368	850913-6	219
CATERPILLAR	12343223	883308-6	369 ,392 ,999 ,1000
CATERPILLAR	1W3859	850913-6	219
CATERPILLAR	1W3860	860920-6	219
CATERPILLAR	2189512/600	883308-6	369 ,392 ,999 ,1000
CATERPILLAR	2W2622	850913-6	219
CATERPILLAR	4N5633	860920-6	219
CATERPILLAR	4N5654	850913-6	219
CATERPILLAR	7N4580	860920-6	219
CHERY	3721007011	859901-3	225
CHERY	3721007012	869902-3	225



# OE- Reference

OE- Manu.	Reference-No.	SM-No.	On Page
CHEVROLET	12855396	915097-8	32 ,94 ,96 ,99 ,103 ,104 ,106 ,108 ,109 ,110 ,111 ,112 ,113 ,114 ,121 ,122 ,123 ,124 ,125 ,126 ,127 ,128 ,129 ,130 ,131 ,132 ,137 ,138 ,139 ,140 ,141 ,142 ,143 ,146 ,199 ,200 ,203 ,204 ,205 ,207 ,208 ,209 ,210 ,211 ,212 ,215 ,216 ,241 ,243 ,245 ,246 ,247 ,248 ,249 ,250 ,251 ,252 ,253 ,258 ,259 ,291 ,292 ,293 ,301 ,302 ,303 ,307 ,308 ,314 ,322 ,330 ,331 ,332 ,333 ,334 ,375 ,376 ,380 ,430 ,431 ,443 ,446 ,518 ,521 ,560 ,569 ,575 ,589 ,590 ,591 ,592 ,593 ,594 ,597 ,623 ,626 ,659 ,660 ,661 ,690 ,714 ,716 ,717 ,721 ,722 ,723 ,732 ,735 ,879 ,880 ,881 ,882 ,883 ,884 ,885 ,886 ,887 ,889 ,890 ,891 ,892 ,898 ,903 ,904 ,932 ,936 ,974 ,975 ,978 ,993 ,994 ,995 ,1026 ,1027 ,1028 ,1030 ,1068 ,1069 ,1070 ,1072 ,1073 ,1074 ,1075 ,1077 ,1079 ,1080 ,1081 ,1121 ,1125 ,1126 ,1133 ,1134 ,1135 ,1136 ,1152 ,1153 ,1154 ,1155 ,1156 ,1158 ,1159 ,1160 ,1161 ,1225 ,1226 ,1232 ,1235 ,1238 ,1239 ,1255 ,1264 ,1265 ,1311 ,1315 ,1316 ,1319 ,1322 ,1323 ,1324 ,1325 ,1327 ,1328 ,1329 ,1330 ,1331 ,1332 ,1333 ,1334 ,1363 ,1365 ,1366 ,1367 ,1368 ,1370 ,1371 ,1372 ,1373 ,1374 ,1375 ,1376 ,1377 ,1378 ,1379 ,1382 ,1386 ,1387 ,1396 ,1407 ,1412 ,1418 ,1470 ,1471 ,1472 ,1473 ,1474 ,1475 ,1476 ,1477 ,1478 ,1479 ,1480 ,1481 ,1482 ,1517 ,1521 ,1626 ,1633 ,1636 ,1638 ,1639 ,1642 ,1643 ,1646 ,1649 ,1652 ,1653 ,1654 ,1655 ,1658 ,1661 ,1662 ,1663 ,1667 ,1668 ,1669 ,1670 ,1671 ,1672 ,1673 ,1678 ,1679 ,1680 ,1682 ,1683 ,1684 ,1685 ,1686 ,1687 ,1689 ,1695 ,1696 ,1697 ,1698 ,1699 ,1700 ,1705 ,1707 ,1708
CHEVROLET	55187038	915097-8	32 ,94 ,96 ,99 ,103 ,104 ,106 ,108 ,109 ,110 ,111 ,112 ,113 ,114 ,121 ,122 ,123 ,124 ,125 ,126 ,127 ,128 ,129 ,130 ,131 ,132 ,137 ,138 ,139 ,140 ,141 ,142 ,143 ,146 ,199 ,200 ,203 ,204 ,205 ,207 ,208 ,209 ,210 ,211 ,212 ,215 ,216 ,241 ,243 ,245 ,246 ,247 ,248 ,249 ,250 ,251 ,252 ,253 ,258 ,259 ,291 ,292 ,293 ,301 ,302 ,303 ,307 ,308 ,314 ,322 ,330 ,331 ,332 ,333 ,334 ,375 ,376 ,380 ,430 ,431 ,443 ,446 ,518 ,521 ,560 ,569 ,575 ,589 ,590 ,591 ,592 ,593 ,594 ,597 ,623 ,626 ,659 ,660 ,661 ,690 ,714 ,716 ,717 ,721 ,722 ,723 ,732 ,735 ,879 ,880 ,881 ,882 ,883 ,884 ,885 ,886 ,887 ,889 ,890 ,891 ,892 ,898 ,903 ,904 ,932 ,936 ,974 ,975 ,978 ,993 ,994 ,995 ,1026 ,1027 ,1028 ,1030 ,1068 ,1069 ,1070 ,1072 ,1073 ,1074 ,1075 ,1077 ,1079 ,1080 ,1081 ,1121 ,1125 ,1126 ,1133 ,1134 ,1135 ,1136 ,1152 ,1153 ,1154 ,1155 ,1156 ,1158 ,1159 ,1160 ,1161 ,1225 ,1226 ,1232 ,1235 ,1238 ,1239 ,1255 ,1264 ,1265 ,1311 ,1315 ,1316 ,1319 ,1322 ,1323 ,1324 ,1325 ,1327 ,1328 ,1329 ,1330 ,1331 ,1332 ,1333 ,1334 ,1363 ,1365 ,1366 ,1367 ,1368 ,1370 ,1371 ,1372 ,1373 ,1374 ,1375 ,1376 ,1377 ,1378 ,1379 ,1382 ,1386 ,1387 ,1396 ,1407 ,1412 ,1418 ,1470 ,1471 ,1472 ,1473 ,1474 ,1475 ,1476 ,1477 ,1478 ,1479 ,1480 ,1481 ,1482 ,1517 ,1521 ,1626 ,1633 ,1636 ,1638 ,1639 ,1642 ,1643 ,1646 ,1649 ,1652 ,1653 ,1654 ,1655 ,1658 ,1661 ,1662 ,1663 ,1667 ,1668 ,1669 ,1670 ,1671 ,1672 ,1673 ,1678 ,1679 ,1680 ,1682 ,1683 ,1684 ,1685 ,1686 ,1687 ,1689 ,1695 ,1696 ,1697 ,1698 ,1699 ,1700 ,1705 ,1707 ,1708
CHEVROLET	90215491	863514-4	152 ,244 ,246 ,590 ,1069 ,1070 ,1071 ,1471 ,1472 ,1473 ,1474
CHEVROLET	90215492	853511-4	152 ,244 ,246 ,329 ,590 ,1069 ,1070 ,1071 ,1471 ,1472 ,1473 ,1474
CHEVROLET	90232973	853511-4	152 ,244 ,246 ,329 ,590 ,1069 ,1070 ,1071 ,1471 ,1472 ,1473 ,1474
CHEVROLET	90232977	863514-4	152 ,244 ,246 ,590 ,1069 ,1070 ,1071 ,1471 ,1472 ,1473 ,1474
CHEVROLET	94580146	851407-4	240 ,329
CHEVROLET	94581486	861408-4	240 ,329
CHEVROLET	94581487	861408-4	240 ,329
CHEVROLET	96098751	863514-4	152 ,244 ,246 ,590 ,1069 ,1070 ,1071 ,1471 ,1472 ,1473 ,1474
CHEVROLET	96103129	853581-4	244 ,329 ,330 ,333
CHEVROLET	96182805	863582-4	244 ,329 ,330
CHEVROLET	96335947	851401-4	243 ,330
CHEVROLET	96335948	861402-4	243 ,330
CHEVROLET	96352793	861408-4	240 ,329
CHEVROLET	96376881	851405-4	243 ,330
CHEVROLET	96376980	861406-4	243 ,330
CHEVROLET	96440079	861406-4	243 ,330
CHEVROLET	96440081	851405-4	243 ,330
CHEVROLET	96440147	851403-4	248 ,331 ,1076 ,1477 ,1478
CHEVROLET	96440148	861404-4	248 ,331 ,1076 ,1477 ,1478
CHEVROLET	96896008	861406-4	243 ,330
CHEVROLET	96951454	851403-4	248 ,331 ,1076 ,1477 ,1478
CHEVROLET	96951455	861404-4	248 ,331 ,1076 ,1477 ,1478
CHRYSLER	00477770AB	850714-4	258 ,988
CHRYSLER	05080060AA	971002-8	200 ,204 ,212 ,887 ,891 ,892 ,893 ,894 ,1154 ,1155 ,1266
CHRYSLER	05080060AB	971002-8	200 ,204 ,212 ,887 ,891 ,892 ,893 ,894 ,1154 ,1155 ,1266
CHRYSLER	05080162AA	901031-1	259 ,891 ,892 ,893 ,978
CHRYSLER	05080163AA	901031-1	259 ,891 ,892 ,893 ,978
CHRYSLER	05080163AB	901031-1	259 ,891 ,892 ,893 ,978
CHRYSLER	05080163AC	901031-1	259 ,891 ,892 ,893 ,978
CHRYSLER	05080163AD	901031-1	259 ,891 ,892 ,893 ,978



# OE- Reference



OE- Manu.	Reference-No.	SM-No.	On Page
CHRYSLER	05080163AD	901031-1	259 ,891 ,892 ,893 ,978
CHRYSLER	05175396AA	851073-3	560 ,884 ,995 ,1387
CHRYSLER	05175440AA	973801-8	21 ,22 ,24 ,259 ,286 ,287 ,288 ,290 ,294 ,298 ,300 ,301 ,334 ,383 ,429 ,431 ,432 ,435 ,436 ,440 ,441 ,505 ,506 ,507 ,509 ,510 ,527 ,597 ,612 ,655 ,659 ,678 ,684 ,709 ,711 ,712 ,714 ,721 ,722 ,732 ,793 ,880 ,883 ,884 ,887 ,892 ,903 ,904 ,932 ,974 ,975 ,978 ,987 ,995 ,1028 ,1029 ,1067 ,1077 ,1078 ,1119 ,1120 ,1121 ,1122 ,1127 ,1131 ,1133 ,1134 ,1236 ,1237 ,1386 ,1387 ,1396 ,1412 ,1413 ,1414 ,1415 ,1431 ,1469 ,1478 ,1479 ,1512
CHRYSLER	05184168AB	915097-8	32 ,94 ,96 ,99 ,103 ,104 ,106 ,108 ,109 ,110 ,111 ,112 ,113 ,114 ,121 ,122 ,123 ,124 ,125 ,126 ,127 ,128 ,129 ,130 ,131 ,132 ,137 ,138 ,139 ,140 ,141 ,142 ,143 ,146 ,199 ,200 ,203 ,204 ,205 ,207 ,208 ,209 ,210 ,211 ,212 ,215 ,216 ,241 ,243 ,245 ,246 ,247 ,248 ,249 ,250 ,251 ,252 ,253 ,258 ,259 ,291 ,292 ,293 ,301 ,302 ,303 ,307 ,308 ,314 ,322 ,330 ,331 ,332 ,333 ,334 ,375 ,376 ,380 ,430 ,431 ,443 ,446 ,518 ,521 ,560 ,569 ,575 ,589 ,590 ,591 ,592 ,593 ,594 ,597 ,623 ,626 ,659 ,660 ,661 ,690 ,714 ,716 ,717 ,721 ,722 ,723 ,732 ,735 ,879 ,880 ,881 ,882 ,883 ,884 ,885 ,886 ,887 ,889 ,890 ,891 ,892 ,898 ,903 ,904 ,932 ,936 ,974 ,975 ,978 ,993 ,994 ,995 ,1026 ,1027 ,1028 ,1030 ,1068 ,1069 ,1070 ,1072 ,1073 ,1074 ,1075 ,1077 ,1079 ,1080 ,1081 ,1121 ,1125 ,1126 ,1133 ,1134 ,1135 ,1136 ,1152 ,1153 ,1154 ,1155 ,1156 ,1158 ,1159 ,1160 ,1161 ,1225 ,1226 ,1232 ,1235 ,1238 ,1239 ,1255 ,1264 ,1265 ,1311 ,1315 ,1316 ,1319 ,1322 ,1323 ,1324 ,1325 ,1327 ,1328 ,1329 ,1330 ,1331 ,1332 ,1333 ,1334 ,1363 ,1365 ,1366 ,1367 ,1368 ,1370 ,1371 ,1372 ,1373 ,1374 ,1375 ,1376 ,1377 ,1378 ,1379 ,1382 ,1386 ,1387 ,1396 ,1407 ,1412 ,1418 ,1470 ,1471 ,1472 ,1473 ,1474 ,1475 ,1476 ,1477 ,1478 ,1479 ,1480 ,1481 ,1482 ,1517 ,1521 ,1626 ,1633 ,1636 ,1638 ,1639 ,1642 ,1643 ,1646 ,1649 ,1652 ,1653 ,1654 ,1655 ,1658 ,1661 ,1662 ,1663 ,1667 ,1668 ,1669 ,1670 ,1671 ,1672 ,1673 ,1678 ,1679 ,1680 ,1682 ,1683 ,1684 ,1685 ,1686 ,1687 ,1689 ,1695 ,1696 ,1697 ,1698 ,1699 ,1700 ,1705 ,1707 ,1708
CHRYSLER	51753	851073-3	560 ,884 ,995 ,1387
CHRYSLER	5175397AA	861074-3	560 ,884
CHRYSLER	5175438AA	915097-8	32 ,94 ,96 ,99 ,103 ,104 ,106 ,108 ,109 ,110 ,111 ,112 ,113 ,114 ,121 ,122 ,123 ,124 ,125 ,126 ,127 ,128 ,129 ,130 ,131 ,132 ,137 ,138 ,139 ,140 ,141 ,142 ,143 ,146 ,199 ,200 ,203 ,204 ,205 ,207 ,208 ,209 ,210 ,211 ,212 ,215 ,216 ,241 ,243 ,245 ,246 ,247 ,248 ,249 ,250 ,251 ,252 ,253 ,258 ,259 ,291 ,292 ,293 ,301 ,302 ,303 ,307 ,308 ,314 ,322 ,330 ,331 ,332 ,333 ,334 ,375 ,376 ,380 ,430 ,431 ,443 ,446 ,518 ,521 ,560 ,569 ,575 ,589 ,590 ,591 ,592 ,593 ,594 ,597 ,623 ,626 ,659 ,660 ,661 ,690 ,714 ,716 ,717 ,721 ,722 ,723 ,732 ,735 ,879 ,880 ,881 ,882 ,883 ,884 ,885 ,886 ,887 ,889 ,890 ,891 ,892 ,898 ,903 ,904 ,932 ,936 ,974 ,975 ,978 ,993 ,994 ,995 ,1026 ,1027 ,1028 ,1030 ,1068 ,1069 ,1070 ,1072 ,1073 ,1074 ,1075 ,1077 ,1079 ,1080 ,1081 ,1121 ,1125 ,1126 ,1133 ,1134 ,1135 ,1136 ,1152 ,1153 ,1154 ,1155 ,1156 ,1158 ,1159 ,1160 ,1161 ,1225 ,1226 ,1232 ,1235 ,1238 ,1239 ,1255 ,1264 ,1265 ,1311 ,1315 ,1316 ,1319 ,1322 ,1323 ,1324 ,1325 ,1327 ,1328 ,1329 ,1330 ,1331 ,1332 ,1333 ,1334 ,1363 ,1365 ,1366 ,1367 ,1368 ,1370 ,1371 ,1372 ,1373 ,1374 ,1375 ,1376 ,1377 ,1378 ,1379 ,1382 ,1386 ,1387 ,1396 ,1407 ,1412 ,1418 ,1470 ,1471 ,1472 ,1473 ,1474 ,1475 ,1476 ,1477 ,1478 ,1479 ,1480 ,1481 ,1482 ,1517 ,1521 ,1626 ,1633 ,1636 ,1638 ,1639 ,1642 ,1643 ,1646 ,1649 ,1652 ,1653 ,1654 ,1655 ,1658 ,1661 ,1662 ,1663 ,1667 ,1668 ,1669 ,1670 ,1671 ,1672 ,1673 ,1678 ,1679 ,1680 ,1682 ,1683 ,1684 ,1685 ,1686 ,1687 ,1689 ,1695 ,1696 ,1697 ,1698 ,1699 ,1700 ,1705 ,1707 ,1708
CHRYSLER	68001295AA	485022-1	109 ,110 ,258 ,375 ,659 ,994 ,1323 ,1324 ,1325 ,1372 ,1373 ,1654 ,1655 ,1670
CHRYSLER	68001551AA	915097-8	32 ,94 ,96 ,99 ,103 ,104 ,106 ,108 ,109 ,110 ,111 ,112 ,113 ,114 ,121 ,122 ,123 ,124 ,125 ,126 ,127 ,128 ,129 ,130 ,131 ,132 ,137 ,138 ,139 ,140 ,141 ,142 ,143 ,146 ,199 ,200 ,203 ,204 ,205 ,207 ,208 ,209 ,210 ,211 ,212 ,215 ,216 ,241 ,243 ,245 ,246 ,247 ,248 ,249 ,250 ,251 ,252 ,253 ,258 ,259 ,291 ,292 ,293 ,301 ,302 ,303 ,307 ,308 ,314 ,322 ,330 ,331 ,332 ,333 ,334 ,375 ,376 ,380 ,430 ,431 ,443 ,446 ,518 ,521 ,560 ,569 ,575 ,589 ,590 ,591 ,592 ,593 ,594 ,597 ,623 ,626 ,659 ,660 ,661 ,690 ,714 ,716 ,717 ,721 ,722 ,723 ,732 ,735 ,879 ,880 ,881 ,882 ,883 ,884 ,885 ,886 ,887 ,889 ,890 ,891 ,892 ,898 ,903 ,904 ,932 ,936 ,974 ,975 ,978 ,993 ,994 ,995 ,1026 ,1027 ,1028 ,1030 ,1068 ,1069 ,1070 ,1072 ,1073 ,1074 ,1075 ,1077 ,1079 ,1080 ,1081 ,1121 ,1125 ,1126 ,1133 ,1134 ,1135 ,1136 ,1152 ,1153 ,1154 ,1155 ,1156 ,1158 ,1159 ,1160 ,1161 ,1225 ,1226 ,1232 ,1235 ,1238 ,1239 ,1255 ,1264 ,1265 ,1311 ,1315 ,1316 ,1319 ,1322 ,1323 ,1324 ,1325 ,1327 ,1328 ,1329 ,1330 ,1331 ,1332 ,1333 ,1334 ,1363 ,1365 ,1366 ,1367 ,1368 ,1370 ,1371 ,1372 ,1373 ,1374 ,1375 ,1376 ,1377 ,1378 ,1379 ,1382 ,1386 ,1387 ,1396 ,1407 ,1412 ,1418 ,1470 ,1471 ,1472 ,1473 ,1474 ,1475 ,1476 ,1477 ,1478 ,1479 ,1480 ,1481 ,1482 ,1517 ,1521 ,1626 ,1633 ,1636 ,1638 ,1639 ,1642 ,1643 ,1646 ,1649 ,1652 ,1653 ,1654 ,1655 ,1658 ,1661 ,1662 ,1663 ,1667 ,1668 ,1669 ,1670 ,1671 ,1672 ,1673 ,1678 ,1679 ,1680 ,1682 ,1683 ,1684 ,1685 ,1686 ,1687 ,1689 ,1695 ,1696 ,1697 ,1698 ,1699 ,1700 ,1705 ,1707 ,1708



# OE- Reference

OE- Manu.	Reference-No.	SM-No.	On Page
CHRYSLER	68001551AA	915097-8	32 ,94 ,96 ,99 ,103 ,104 ,106 ,108 ,109 ,110 ,111 ,112 ,113 ,114 ,121 ,122 ,123 ,124 ,125 ,126 ,127 ,128 ,129 ,130 ,131 ,132 ,137 ,138 ,139 ,140 ,141 ,142 ,143 ,146 ,199 ,200 ,203 ,204 ,205 ,207 ,208 ,209 ,210 ,211 ,212 ,215 ,216 ,241 ,243 ,245 ,246 ,247 ,248 ,249 ,250 ,251 ,252 ,253 ,258 ,259 ,291 ,292 ,293 ,301 ,302 ,303 ,307 ,308 ,314 ,322 ,330 ,331 ,332 ,333 ,334 ,375 ,376 ,380 ,430 ,431 ,443 ,446 ,518 ,521 ,560 ,569 ,575 ,589 ,590 ,591 ,592 ,593 ,594 ,597 ,623 ,626 ,659 ,660 ,661 ,690 ,714 ,716 ,717 ,721 ,722 ,723 ,732 ,735 ,879 ,880 ,881 ,882 ,883 ,884 ,885 ,886 ,887 ,889 ,890 ,891 ,892 ,898 ,903 ,904 ,932 ,936 ,974 ,975 ,978 ,993 ,994 ,995 ,1026 ,1027 ,1028 ,1030 ,1068 ,1069 ,1070 ,1072 ,1073 ,1074 ,1075 ,1077 ,1079 ,1080 ,1081 ,1121 ,1125 ,1126 ,1133 ,1134 ,1135 ,1136 ,1152 ,1153 ,1154 ,1155 ,1156 ,1158 ,1159 ,1160 ,1161 ,1225 ,1226 ,1232 ,1235 ,1238 ,1239 ,1255 ,1264 ,1265 ,1311 ,1315 ,1316 ,1319 ,1322 ,1323 ,1324 ,1325 ,1327 ,1328 ,1329 ,1330 ,1331 ,1332 ,1333 ,1334 ,1363 ,1365 ,1366 ,1367 ,1368 ,1370 ,1371 ,1372 ,1373 ,1374 ,1375 ,1376 ,1377 ,1378 ,1379 ,1382 ,1386 ,1387 ,1396 ,1407 ,1412 ,1418 ,1470 ,1471 ,1472 ,1473 ,1474 ,1475 ,1476 ,1477 ,1478 ,1479 ,1480 ,1481 ,1482 ,1517 ,1521 ,1626 ,1633 ,1636 ,1638 ,1639 ,1642 ,1643 ,1646 ,1649 ,1652 ,1653 ,1654 ,1655 ,1658 ,1661 ,1662 ,1663 ,1667 ,1668 ,1669 ,1670 ,1671 ,1672 ,1673 ,1678 ,1679 ,1680 ,1682 ,1683 ,1684 ,1685 ,1686 ,1687 ,1689 ,1695 ,1696 ,1697 ,1698 ,1699 ,1700 ,1705 ,1707 ,1708
CHRYSLER	68066168AA	915097-8	32 ,94 ,96 ,99 ,103 ,104 ,106 ,108 ,109 ,110 ,111 ,112 ,113 ,114 ,121 ,122 ,123 ,124 ,125 ,126 ,127 ,128 ,129 ,130 ,131 ,132 ,137 ,138 ,139 ,140 ,141 ,142 ,143 ,146 ,199 ,200 ,203 ,204 ,205 ,207 ,208 ,209 ,210 ,211 ,212 ,215 ,216 ,241 ,243 ,245 ,246 ,247 ,248 ,249 ,250 ,251 ,252 ,253 ,258 ,259 ,291 ,292 ,293 ,301 ,302 ,303 ,307 ,308 ,314 ,322 ,330 ,331 ,332 ,333 ,334 ,375 ,376 ,380 ,430 ,431 ,443 ,446 ,518 ,521 ,560 ,569 ,575 ,589 ,590 ,591 ,592 ,593 ,594 ,597 ,623 ,626 ,659 ,660 ,661 ,690 ,714 ,716 ,717 ,721 ,722 ,723 ,732 ,735 ,879 ,880 ,881 ,882 ,883 ,884 ,885 ,886 ,887 ,889 ,890 ,891 ,892 ,898 ,903 ,904 ,932 ,936 ,974 ,975 ,978 ,993 ,994 ,995 ,1026 ,1027 ,1028 ,1030 ,1068 ,1069 ,1070 ,1072 ,1073 ,1074 ,1075 ,1077 ,1079 ,1080 ,1081 ,1121 ,1125 ,1126 ,1133 ,1134 ,1135 ,1136 ,1152 ,1153 ,1154 ,1155 ,1156 ,1158 ,1159 ,1160 ,1161 ,1225 ,1226 ,1232 ,1235 ,1238 ,1239 ,1255 ,1264 ,1265 ,1311 ,1315 ,1316 ,1319 ,1322 ,1323 ,1324 ,1325 ,1327 ,1328 ,1329 ,1330 ,1331 ,1332 ,1333 ,1334 ,1363 ,1365 ,1366 ,1367 ,1368 ,1370 ,1371 ,1372 ,1373 ,1374 ,1375 ,1376 ,1377 ,1378 ,1379 ,1382 ,1386 ,1387 ,1396 ,1407 ,1412 ,1418 ,1470 ,1471 ,1472 ,1473 ,1474 ,1475 ,1476 ,1477 ,1478 ,1479 ,1480 ,1481 ,1482 ,1517 ,1521 ,1626 ,1633 ,1636 ,1638 ,1639 ,1642 ,1643 ,1646 ,1649 ,1652 ,1653 ,1654 ,1655 ,1658 ,1661 ,1662 ,1663 ,1667 ,1668 ,1669 ,1670 ,1671 ,1672 ,1673 ,1678 ,1679 ,1680 ,1682 ,1683 ,1684 ,1685 ,1686 ,1687 ,1689 ,1695 ,1696 ,1697 ,1698 ,1699 ,1700 ,1705 ,1707 ,1708
CHRYSLER	K05184168AB	915097-8	32 ,94 ,96 ,99 ,103 ,104 ,106 ,108 ,109 ,110 ,111 ,112 ,113 ,114 ,121 ,122 ,123 ,124 ,125 ,126 ,127 ,128 ,129 ,130 ,131 ,132 ,137 ,138 ,139 ,140 ,141 ,142 ,143 ,146 ,199 ,200 ,203 ,204 ,205 ,207 ,208 ,209 ,210 ,211 ,212 ,215 ,216 ,241 ,243 ,245 ,246 ,247 ,248 ,249 ,250 ,251 ,252 ,253 ,258 ,259 ,291 ,292 ,293 ,301 ,302 ,303 ,307 ,308 ,314 ,322 ,330 ,331 ,332 ,333 ,334 ,375 ,376 ,380 ,430 ,431 ,443 ,446 ,518 ,521 ,560 ,569 ,575 ,589 ,590 ,591 ,592 ,593 ,594 ,597 ,623 ,626 ,659 ,660 ,661 ,690 ,714 ,716 ,717 ,721 ,722 ,723 ,732 ,735 ,879 ,880 ,881 ,882 ,883 ,884 ,885 ,886 ,887 ,889 ,890 ,891 ,892 ,898 ,903 ,904 ,932 ,936 ,974 ,975 ,978 ,993 ,994 ,995 ,1026 ,1027 ,1028 ,1030 ,1068 ,1069 ,1070 ,1072 ,1073 ,1074 ,1075 ,1077 ,1079 ,1080 ,1081 ,1121 ,1125 ,1126 ,1133 ,1134 ,1135 ,1136 ,1152 ,1153 ,1154 ,1155 ,1156 ,1158 ,1159 ,1160 ,1161 ,1225 ,1226 ,1232 ,1235 ,1238 ,1239 ,1255 ,1264 ,1265 ,1311 ,1315 ,1316 ,1319 ,1322 ,1323 ,1324 ,1325 ,1327 ,1328 ,1329 ,1330 ,1331 ,1332 ,1333 ,1334 ,1363 ,1365 ,1366 ,1367 ,1368 ,1370 ,1371 ,1372 ,1373 ,1374 ,1375 ,1376 ,1377 ,1378 ,1379 ,1382 ,1386 ,1387 ,1396 ,1407 ,1412 ,1418 ,1470 ,1471 ,1472 ,1473 ,1474 ,1475 ,1476 ,1477 ,1478 ,1479 ,1480 ,1481 ,1482 ,1517 ,1521 ,1626 ,1633 ,1636 ,1638 ,1639 ,1642 ,1643 ,1646 ,1649 ,1652 ,1653 ,1654 ,1655 ,1658 ,1661 ,1662 ,1663 ,1667 ,1668 ,1669 ,1670 ,1671 ,1672 ,1673 ,1678 ,1679 ,1680 ,1682 ,1683 ,1684 ,1685 ,1686 ,1687 ,1689 ,1695 ,1696 ,1697 ,1698 ,1699 ,1700 ,1705 ,1707 ,1708

CITROEN	0200.GE	483713-1	298 ,301 ,441 ,714 ,732 ,1131 ,1133 ,1134 ,1415
CITROEN	0200.GN	483713-1	298 ,301 ,441 ,714 ,732 ,1131 ,1133 ,1134 ,1415
CITROEN	0220.19	883729-4	298 ,302 ,442 ,715 ,1129 ,1135 ,1136
CITROEN	0220.59	883708-4	286 ,288 ,289 ,290 ,307 ,623 ,1119 ,1120 ,1121 ,1123 ,1418
CITROEN	0220.60	883709-4	286 ,288 ,289 ,290 ,293 ,307 ,428 ,1119 ,1120 ,1121 ,1123 ,1126 ,1714
CITROEN	022065	883711-4	293 ,294 ,295 ,296 ,297 ,433 ,434 ,435 ,436 ,437 ,597 ,614 ,698 ,1126 ,1127 ,1128 ,1129 ,1130 ,1131 ,1256 ,1413 ,1414 ,1418 ,1431
CITROEN	022075	883711-4	293 ,294 ,295 ,296 ,297 ,433 ,434 ,435 ,436 ,437 ,597 ,614 ,698 ,1126 ,1127 ,1128 ,1129 ,1130 ,1131 ,1256 ,1413 ,1414 ,1418 ,1431
CITROEN	022076	883711-4	293 ,294 ,295 ,296 ,297 ,433 ,434 ,435 ,436 ,437 ,597 ,614 ,698 ,1126 ,1127 ,1128 ,1129 ,1130 ,1131 ,1256 ,1413 ,1414 ,1418 ,1431
CITROEN	06005392	863734-4	293 ,294 ,295 ,296 ,297 ,433 ,434 ,435 ,436 ,437 ,597 ,614 ,698 ,1126 ,1127 ,1128 ,1129 ,1130 ,1131 ,1256 ,1413 ,1414 ,1418
CITROEN	0801.G8	511103-1	289 ,292 ,1026 ,1123 ,1124 ,1125 ,1255
CITROEN	0942.G2	970703-8	199 ,291 ,292 ,383 ,384 ,987 ,1124 ,1125
CITROEN	0948.58	853727-4	286 ,287 ,288 ,289 ,290 ,307 ,428 ,623 ,1119 ,1120 ,1123 ,1714
CITROEN	0948.59	853733-4	293 ,294 ,295 ,296 ,297 ,433 ,434 ,436 ,437 ,597 ,614 ,698 ,1126 ,1127 ,1128 ,1129 ,1130 ,1131 ,1256 ,1413 ,1414 ,1418



# OE- Reference



OE- Manu.	Reference-No.	SM-No.	On Page
CITROEN	0948.59	853733-4	293 ,294 ,295 ,296 ,297 ,433 ,434 ,436 ,437 ,597 ,614 ,698 ,1126 ,1127 ,1128 ,1129 ,1130 ,1131 ,1256 ,1413 ,1414 ,1418
CITROEN	0948.93	853713-4	293 ,1126
CITROEN	0948.99	853715-4	299 ,300 ,308 ,440 ,519 ,714 ,1132
CITROEN	0948.A3	853772-4	249 ,298 ,300 ,301 ,384 ,440 ,441 ,524 ,547 ,713 ,714 ,715 ,1131 ,1132 ,1133 ,1134 ,1135 ,1414 ,1521
CITROEN	0948.A4	853705-4	295 ,298 ,1128 ,1129
CITROEN	0948.A5	853765-6	303 ,716 ,1136 ,1137
CITROEN	0948.A7	853761-4	300 ,301 ,1132 ,1133
CITROEN	0948.C0	853770-4	249 ,300 ,440 ,524 ,547 ,713 ,714 ,1132 ,1133 ,1414
CITROEN	0948.C2	851135-4	287 ,383 ,507 ,538 ,793 ,1120 ,1412
CITROEN	0948.C7	851107-4	288 ,428 ,509 ,510 ,544 ,794 ,987 ,1122 ,1412 ,1512
CITROEN	0948.F7	853777-4	288 ,383 ,428 ,506 ,507 ,510 ,527 ,538 ,544 ,1067 ,1120 ,1121 ,1469 ,1512
CITROEN	0948A2	852052-4	26 ,149 ,304 ,444 ,445 ,446 ,528 ,640 ,641 ,642 ,716 ,717 ,1003 ,1082 ,1137 ,1138 ,1239 ,1240 ,1247 ,1270 ,1334 ,1482 ,1483
CITROEN	0948A3	853770-4	249 ,300 ,440 ,524 ,547 ,713 ,714 ,1132 ,1133 ,1414
CITROEN	0948C0	853770-4	249 ,300 ,440 ,524 ,547 ,713 ,714 ,1132 ,1133 ,1414
CITROEN	0948E7	852052-4	26 ,149 ,304 ,444 ,445 ,446 ,528 ,640 ,641 ,642 ,716 ,717 ,1003 ,1082 ,1137 ,1138 ,1239 ,1240 ,1247 ,1270 ,1334 ,1482 ,1483
CITROEN	0949.59	863728-4	286 ,287 ,288 ,289 ,290 ,307 ,428 ,623 ,1119 ,1120 ,1121 ,1123 ,1714
CITROEN	0949.60	863734-4	293 ,294 ,295 ,296 ,297 ,433 ,434 ,435 ,436 ,437 ,597 ,614 ,698 ,1126 ,1127 ,1128 ,1129 ,1130 ,1131 ,1256 ,1413 ,1414 ,1418
CITROEN	0949.73	863734-4	293 ,294 ,295 ,296 ,297 ,433 ,434 ,435 ,436 ,437 ,597 ,614 ,698 ,1126 ,1127 ,1128 ,1129 ,1130 ,1131 ,1256 ,1413 ,1414 ,1418
CITROEN	0949.92	863764-4	298 ,302 ,442 ,715 ,1129 ,1135
CITROEN	0949.99	863716-4	299 ,300 ,308 ,440 ,519 ,714 ,1132
CITROEN	0949.A0	862092-4	26 ,149 ,304 ,444 ,445 ,446 ,641 ,642 ,716 ,717 ,1003 ,1138 ,1240 ,1247 ,1334
CITROEN	0949.A3	863773-4	249 ,298 ,299 ,300 ,301 ,384 ,440 ,441 ,524 ,547 ,713 ,714 ,715 ,1131 ,1132 ,1133 ,1134 ,1135 ,1414 ,1521
CITROEN	0949.A4	863706-4	295 ,298 ,1128 ,1129
CITROEN	0949.A6	863764-4	298 ,302 ,442 ,715 ,1129 ,1135
CITROEN	0949.A7	863762-4	300 ,301 ,1132 ,1133
CITROEN	0949.A9	863771-4	249 ,300 ,440 ,524 ,547 ,616 ,617 ,681 ,713 ,714 ,1132 ,1133 ,1414
CITROEN	0949.B1	861136-4	287 ,383 ,507 ,538 ,793 ,1120 ,1412
CITROEN	0949.C3	861108-4	288 ,428 ,509 ,510 ,544 ,987 ,1122 ,1412
CITROEN	0949.F5	863778-4	288 ,383 ,428 ,506 ,507 ,510 ,527 ,538 ,544 ,1067 ,1120 ,1121 ,1469 ,1512
CITROEN	094992	863764-4	298 ,302 ,442 ,715 ,1129 ,1135
CITROEN	0956.38	915097-8	32 ,94 ,96 ,99 ,103 ,104 ,106 ,108 ,109 ,110 ,111 ,112 ,113 ,114 ,121 ,122 ,123 ,124 ,125 ,126 ,127 ,128 ,129 ,130 ,131 ,132 ,137 ,138 ,139 ,140 ,141 ,142 ,143 ,146 ,199 ,200 ,203 ,204 ,205 ,207 ,208 ,209 ,210 ,211 ,212 ,215 ,216 ,241 ,243 ,245 ,246 ,247 ,248 ,249 ,250 ,251 ,252 ,253 ,258 ,259 ,291 ,292 ,293 ,301 ,302 ,303 ,307 ,308 ,314 ,322 ,330 ,331 ,332 ,333 ,334 ,375 ,376 ,380 ,430 ,431 ,443 ,446 ,518 ,521 ,560 ,569 ,575 ,589 ,590 ,591 ,592 ,593 ,594 ,597 ,623 ,626 ,659 ,660 ,661 ,690 ,714 ,716 ,717 ,721 ,722 ,723 ,732 ,735 ,879 ,880 ,881 ,882 ,883 ,884 ,885 ,886 ,887 ,889 ,890 ,891 ,892 ,898 ,903 ,904 ,932 ,936 ,974 ,975 ,978 ,993 ,994 ,995 ,1026 ,1027 ,1028 ,1030 ,1068 ,1069 ,1070 ,1072 ,1073 ,1074 ,1075 ,1077 ,1079 ,1080 ,1081 ,1121 ,1125 ,1126 ,1133 ,1134 ,1135 ,1136 ,1152 ,1153 ,1154 ,1155 ,1156 ,1158 ,1159 ,1160 ,1161 ,1225 ,1226 ,1232 ,1235 ,1238 ,1239 ,1255 ,1264 ,1265 ,1311 ,1315 ,1316 ,1319 ,1322 ,1323 ,1324 ,1325 ,1327 ,1328 ,1329 ,1330 ,1331 ,1332 ,1333 ,1334 ,1363 ,1365 ,1366 ,1367 ,1368 ,1370 ,1371 ,1372 ,1373 ,1374 ,1375 ,1376 ,1377 ,1378 ,1379 ,1382 ,1386 ,1387 ,1396 ,1407 ,1412 ,1418 ,1470 ,1471 ,1472 ,1473 ,1474 ,1475 ,1476 ,1477 ,1478 ,1479 ,1480 ,1481 ,1482 ,1517 ,1521 ,1626 ,1633 ,1636 ,1638 ,1639 ,1642 ,1643 ,1646 ,1649 ,1652 ,1653 ,1654 ,1655 ,1658 ,1661 ,1662 ,1663 ,1667 ,1668 ,1669 ,1670 ,1671 ,1672 ,1673 ,1678 ,1679 ,1680 ,1682 ,1683 ,1684 ,1685 ,1686 ,1687 ,1689 ,1695 ,1696 ,1697 ,1698 ,1699 ,1700 ,1705 ,1707 ,1708



# OE- Reference

OE- Manu.	Reference-No.	SM-No.	On Page
CITROEN	0956.38	915097-8	32 ,94 ,96 ,99 ,103 ,104 ,106 ,108 ,109 ,110 ,111 ,112 ,113 ,114 ,121 ,122 ,123 ,124 ,125 ,126 ,127 ,128 ,129 ,130 ,131 ,132 ,137 ,138 ,139 ,140 ,141 ,142 ,143 ,146 ,199 ,200 ,203 ,204 ,205 ,207 ,208 ,209 ,210 ,211 ,212 ,215 ,216 ,241 ,243 ,245 ,246 ,247 ,248 ,249 ,250 ,251 ,252 ,253 ,258 ,259 ,291 ,292 ,293 ,301 ,302 ,303 ,307 ,308 ,314 ,322 ,330 ,331 ,332 ,333 ,334 ,375 ,376 ,380 ,430 ,431 ,443 ,446 ,518 ,521 ,560 ,569 ,575 ,589 ,590 ,591 ,592 ,593 ,594 ,597 ,623 ,626 ,659 ,660 ,661 ,690 ,714 ,716 ,717 ,721 ,722 ,723 ,732 ,735 ,879 ,880 ,881 ,882 ,883 ,884 ,885 ,886 ,887 ,889 ,890 ,891 ,892 ,898 ,903 ,904 ,932 ,936 ,974 ,975 ,978 ,993 ,994 ,995 ,1026 ,1027 ,1028 ,1030 ,1068 ,1069 ,1070 ,1072 ,1073 ,1074 ,1075 ,1077 ,1079 ,1080 ,1081 ,1121 ,1125 ,1126 ,1133 ,1134 ,1135 ,1136 ,1152 ,1153 ,1154 ,1155 ,1156 ,1158 ,1159 ,1160 ,1161 ,1225 ,1226 ,1232 ,1235 ,1238 ,1239 ,1255 ,1264 ,1265 ,1311 ,1315 ,1316 ,1319 ,1322 ,1323 ,1324 ,1325 ,1327 ,1328 ,1329 ,1330 ,1331 ,1332 ,1333 ,1334 ,1363 ,1365 ,1366 ,1367 ,1368 ,1370 ,1371 ,1372 ,1373 ,1374 ,1375 ,1376 ,1377 ,1378 ,1379 ,1382 ,1386 ,1387 ,1396 ,1407 ,1412 ,1418 ,1470 ,1471 ,1472 ,1473 ,1474 ,1475 ,1476 ,1477 ,1478 ,1479 ,1480 ,1481 ,1482 ,1517 ,1521 ,1626 ,1633 ,1636 ,1638 ,1639 ,1642 ,1643 ,1646 ,1649 ,1652 ,1653 ,1654 ,1655 ,1658 ,1661 ,1662 ,1663 ,1667 ,1668 ,1669 ,1670 ,1671 ,1672 ,1673 ,1678 ,1679 ,1680 ,1682 ,1683 ,1684 ,1685 ,1686 ,1687 ,1689 ,1695 ,1696 ,1697 ,1698 ,1699 ,1700 ,1705 ,1707 ,1708
CITROEN	0956.40	915097-8	32 ,94 ,96 ,99 ,103 ,104 ,106 ,108 ,109 ,110 ,111 ,112 ,113 ,114 ,121 ,122 ,123 ,124 ,125 ,126 ,127 ,128 ,129 ,130 ,131 ,132 ,137 ,138 ,139 ,140 ,141 ,142 ,143 ,146 ,199 ,200 ,203 ,204 ,205 ,207 ,208 ,209 ,210 ,211 ,212 ,215 ,216 ,241 ,243 ,245 ,246 ,247 ,248 ,249 ,250 ,251 ,252 ,253 ,258 ,259 ,291 ,292 ,293 ,301 ,302 ,303 ,307 ,308 ,314 ,322 ,330 ,331 ,332 ,333 ,334 ,375 ,376 ,380 ,430 ,431 ,443 ,446 ,518 ,521 ,560 ,569 ,575 ,589 ,590 ,591 ,592 ,593 ,594 ,597 ,623 ,626 ,659 ,660 ,661 ,690 ,714 ,716 ,717 ,721 ,722 ,723 ,732 ,735 ,879 ,880 ,881 ,882 ,883 ,884 ,885 ,886 ,887 ,889 ,890 ,891 ,892 ,898 ,903 ,904 ,932 ,936 ,974 ,975 ,978 ,993 ,994 ,995 ,1026 ,1027 ,1028 ,1030 ,1068 ,1069 ,1070 ,1072 ,1073 ,1074 ,1075 ,1077 ,1079 ,1080 ,1081 ,1121 ,1125 ,1126 ,1133 ,1134 ,1135 ,1136 ,1152 ,1153 ,1154 ,1155 ,1156 ,1158 ,1159 ,1160 ,1161 ,1225 ,1226 ,1232 ,1235 ,1238 ,1239 ,1255 ,1264 ,1265 ,1311 ,1315 ,1316 ,1319 ,1322 ,1323 ,1324 ,1325 ,1327 ,1328 ,1329 ,1330 ,1331 ,1332 ,1333 ,1334 ,1363 ,1365 ,1366 ,1367 ,1368 ,1370 ,1371 ,1372 ,1373 ,1374 ,1375 ,1376 ,1377 ,1378 ,1379 ,1382 ,1386 ,1387 ,1396 ,1407 ,1412 ,1418 ,1470 ,1471 ,1472 ,1473 ,1474 ,1475 ,1476 ,1477 ,1478 ,1479 ,1480 ,1481 ,1482 ,1517 ,1521 ,1626 ,1633 ,1636 ,1638 ,1639 ,1642 ,1643 ,1646 ,1649 ,1652 ,1653 ,1654 ,1655 ,1658 ,1661 ,1662 ,1663 ,1667 ,1668 ,1669 ,1670 ,1671 ,1672 ,1673 ,1678 ,1679 ,1680 ,1682 ,1683 ,1684 ,1685 ,1686 ,1687 ,1689 ,1695 ,1696 ,1697 ,1698 ,1699 ,1700 ,1705 ,1707 ,1708
CITROEN	0956.44	911005-8	26 ,156 ,259 ,376 ,387 ,660 ,932 ,933 ,934 ,935 ,936 ,937 ,938 ,939 ,940 ,941 ,1082 ,1250 ,1338 ,1482 ,1522 ,1523 ,1524 ,1526 ,1527 ,1528 ,1529 ,1535 ,1536 ,1542 ,1543 ,1544 ,1545 ,1546
CITROEN	0956.64	915097-8	32 ,94 ,96 ,99 ,103 ,104 ,106 ,108 ,109 ,110 ,111 ,112 ,113 ,114 ,121 ,122 ,123 ,124 ,125 ,126 ,127 ,128 ,129 ,130 ,131 ,132 ,137 ,138 ,139 ,140 ,141 ,142 ,143 ,146 ,199 ,200 ,203 ,204 ,205 ,207 ,208 ,209 ,210 ,211 ,212 ,215 ,216 ,241 ,243 ,245 ,246 ,247 ,248 ,249 ,250 ,251 ,252 ,253 ,258 ,259 ,291 ,292 ,293 ,301 ,302 ,303 ,307 ,308 ,314 ,322 ,330 ,331 ,332 ,333 ,334 ,375 ,376 ,380 ,430 ,431 ,443 ,446 ,518 ,521 ,560 ,569 ,575 ,589 ,590 ,591 ,592 ,593 ,594 ,597 ,623 ,626 ,659 ,660 ,661 ,690 ,714 ,716 ,717 ,721 ,722 ,723 ,732 ,735 ,879 ,880 ,881 ,882 ,883 ,884 ,885 ,886 ,887 ,889 ,890 ,891 ,892 ,898 ,903 ,904 ,932 ,936 ,974 ,975 ,978 ,993 ,994 ,995 ,1026 ,1027 ,1028 ,1030 ,1068 ,1069 ,1070 ,1072 ,1073 ,1074 ,1075 ,1077 ,1079 ,1080 ,1081 ,1121 ,1125 ,1126 ,1133 ,1134 ,1135 ,1136 ,1152 ,1153 ,1154 ,1155 ,1156 ,1158 ,1159 ,1160 ,1161 ,1225 ,1226 ,1232 ,1235 ,1238 ,1239 ,1255 ,1264 ,1265 ,1311 ,1315 ,1316 ,1319 ,1322 ,1323 ,1324 ,1325 ,1327 ,1328 ,1329 ,1330 ,1331 ,1332 ,1333 ,1334 ,1363 ,1365 ,1366 ,1367 ,1368 ,1370 ,1371 ,1372 ,1373 ,1374 ,1375 ,1376 ,1377 ,1378 ,1379 ,1382 ,1386 ,1387 ,1396 ,1407 ,1412 ,1418 ,1470 ,1471 ,1472 ,1473 ,1474 ,1475 ,1476 ,1477 ,1478 ,1479 ,1480 ,1481 ,1482 ,1517 ,1521 ,1626 ,1633 ,1636 ,1638 ,1639 ,1642 ,1643 ,1646 ,1649 ,1652 ,1653 ,1654 ,1655 ,1658 ,1661 ,1662 ,1663 ,1667 ,1668 ,1669 ,1670 ,1671 ,1672 ,1673 ,1678 ,1679 ,1680 ,1682 ,1683 ,1684 ,1685 ,1686 ,1687 ,1689 ,1695 ,1696 ,1697 ,1698 ,1699 ,1700 ,1705 ,1707 ,1708
CITROEN	095619	915001-8	22 ,23 ,24 ,25 ,26 ,27 ,96 ,99 ,100 ,101 ,102 ,103 ,104 ,107 ,108 ,110 ,111 ,118 ,119 ,120 ,121 ,122 ,128 ,129 ,138 ,140 ,142 ,199 ,200 ,202 ,203 ,204 ,206 ,207 ,208 ,210 ,211 ,212 ,286 ,287 ,289 ,290 ,292 ,293 ,295 ,302 ,303 ,304 ,307 ,321 ,323 ,341 ,424 ,425 ,426 ,427 ,428 ,430 ,431 ,432 ,433 ,435 ,439 ,443 ,444 ,514 ,515 ,516 ,518 ,519 ,530 ,553 ,563 ,623 ,659 ,697 ,706 ,707 ,708 ,709 ,710 ,712 ,713 ,715 ,716 ,717 ,732 ,735 ,784 ,881 ,993 ,994 ,1025 ,1026 ,1027 ,1073 ,1119 ,1120 ,1121 ,1123 ,1124 ,1125 ,1126 ,1128 ,1130 ,1136 ,1137 ,1158 ,1159 ,1161 ,1224 ,1225 ,1227 ,1232 ,1233 ,1235 ,1236 ,1238 ,1239 ,1255 ,1266 ,1267 ,1311 ,1312 ,1313 ,1314 ,1315 ,1317 ,1318 ,1319 ,1320 ,1321 ,1322 ,1323 ,1325 ,1326 ,1327 ,1328 ,1331 ,1332 ,1333 ,1334 ,1363 ,1365 ,1367 ,1368 ,1369 ,1370 ,1371 ,1372 ,1374 ,1377 ,1378 ,1382 ,1413 ,1475 ,1514 ,1523 ,1524 ,1626 ,1627 ,1629 ,1630 ,1631 ,1632 ,1633 ,1635 ,1637 ,1638 ,1643 ,1644 ,1645 ,1646 ,1647 ,1648 ,1649 ,1650 ,1651 ,1652 ,1654 ,1660 ,1661 ,1663 ,1664 ,1665 ,1666 ,1667 ,1668 ,1669 ,1670 ,1671 ,1676 ,1677 ,1678 ,1679 ,1680 ,1681 ,1682 ,1683 ,1695 ,1696 ,1697 ,1698 ,1699 ,1700 ,1705 ,1706 ,1707 ,1708 ,1714

# OE- Reference



OE- Manu.	Reference-No.	SM-No.	On Page
CITROEN	095619	915001-8	22 ,23 ,24 ,25 ,26 ,27 ,96 ,99 ,100 ,101 ,102 ,103 ,104 ,107 ,108 ,110 ,111 ,118 ,119 ,120 ,121 ,122 ,128 ,129 ,138 ,140 ,142 ,199 ,200 ,202 ,203 ,204 ,206 ,207 ,208 ,210 ,211 ,212 ,286 ,287 ,289 ,290 ,292 ,293 ,295 ,302 ,303 ,304 ,307 ,321 ,323 ,341 ,424 ,425 ,426 ,427 ,428 ,430 ,431 ,432 ,433 ,435 ,439 ,443 ,444 ,514 ,515 ,516 ,518 ,519 ,530 ,553 ,563 ,623 ,659 ,697 ,706 ,707 ,708 ,709 ,710 ,712 ,713 ,715 ,716 ,717 ,732 ,735 ,784 ,881 ,993 ,994 ,1025 ,1026 ,1027 ,1073 ,1119 ,1120 ,1121 ,1123 ,1124 ,1125 ,1126 ,1128 ,1130 ,1136 ,1137 ,1158 ,1159 ,1161 ,1224 ,1225 ,1227 ,1232 ,1233 ,1235 ,1236 ,1238 ,1239 ,1255 ,1266 ,1267 ,1311 ,1312 ,1313 ,1314 ,1315 ,1317 ,1318 ,1319 ,1320 ,1321 ,1322 ,1323 ,1325 ,1326 ,1327 ,1328 ,1331 ,1332 ,1333 ,1334 ,1363 ,1365 ,1367 ,1368 ,1369 ,1370 ,1371 ,1372 ,1374 ,1377 ,1378 ,1382 ,1413 ,1475 ,1514 ,1523 ,1524 ,1626 ,1627 ,1629 ,1630 ,1631 ,1632 ,1633 ,1635 ,1637 ,1638 ,1643 ,1644 ,1645 ,1646 ,1647 ,1648 ,1649 ,1650 ,1651 ,1652 ,1654 ,1660 ,1661 ,1663 ,1664 ,1665 ,1666 ,1667 ,1668 ,1669 ,1670 ,1671 ,1676 ,1677 ,1678 ,1679 ,1680 ,1681 ,1682 ,1683 ,1695 ,1696 ,1697 ,1698 ,1699 ,1700 ,1705 ,1706 ,1707 ,1708 ,1714
CITROEN	095623	915001-8	22 ,23 ,24 ,25 ,26 ,27 ,96 ,99 ,100 ,101 ,102 ,103 ,104 ,107 ,108 ,110 ,111 ,118 ,119 ,120 ,121 ,122 ,128 ,129 ,138 ,140 ,142 ,199 ,200 ,202 ,203 ,204 ,206 ,207 ,208 ,210 ,211 ,212 ,286 ,287 ,289 ,290 ,292 ,293 ,295 ,302 ,303 ,304 ,307 ,321 ,323 ,341 ,424 ,425 ,426 ,427 ,428 ,430 ,431 ,432 ,433 ,435 ,439 ,443 ,444 ,514 ,515 ,516 ,518 ,519 ,530 ,553 ,563 ,623 ,659 ,697 ,706 ,707 ,708 ,709 ,710 ,712 ,713 ,715 ,716 ,717 ,732 ,735 ,784 ,881 ,993 ,994 ,1025 ,1026 ,1027 ,1073 ,1119 ,1120 ,1121 ,1123 ,1124 ,1125 ,1126 ,1128 ,1130 ,1136 ,1137 ,1158 ,1159 ,1161 ,1224 ,1225 ,1227 ,1232 ,1233 ,1235 ,1236 ,1238 ,1239 ,1255 ,1266 ,1267 ,1311 ,1312 ,1313 ,1314 ,1315 ,1317 ,1318 ,1319 ,1320 ,1321 ,1322 ,1323 ,1325 ,1326 ,1327 ,1328 ,1331 ,1332 ,1333 ,1334 ,1363 ,1365 ,1367 ,1368 ,1369 ,1370 ,1371 ,1372 ,1374 ,1377 ,1378 ,1382 ,1413 ,1475 ,1514 ,1523 ,1524 ,1626 ,1627 ,1629 ,1630 ,1631 ,1632 ,1633 ,1635 ,1637 ,1638 ,1643 ,1644 ,1645 ,1646 ,1647 ,1648 ,1649 ,1650 ,1651 ,1652 ,1654 ,1660 ,1661 ,1663 ,1664 ,1665 ,1666 ,1667 ,1668 ,1669 ,1670 ,1671 ,1676 ,1677 ,1678 ,1679 ,1680 ,1681 ,1682 ,1683 ,1695 ,1696 ,1697 ,1698 ,1699 ,1700 ,1705 ,1706 ,1707 ,1708 ,1714
CITROEN	095628	915001-8	22 ,23 ,24 ,25 ,26 ,27 ,96 ,99 ,100 ,101 ,102 ,103 ,104 ,107 ,108 ,110 ,111 ,118 ,119 ,120 ,121 ,122 ,128 ,129 ,138 ,140 ,142 ,199 ,200 ,202 ,203 ,204 ,206 ,207 ,208 ,210 ,211 ,212 ,286 ,287 ,289 ,290 ,292 ,293 ,295 ,302 ,303 ,304 ,307 ,321 ,323 ,341 ,424 ,425 ,426 ,427 ,428 ,430 ,431 ,432 ,433 ,435 ,439 ,443 ,444 ,514 ,515 ,516 ,518 ,519 ,530 ,553 ,563 ,623 ,659 ,697 ,706 ,707 ,708 ,709 ,710 ,712 ,713 ,715 ,716 ,717 ,732 ,735 ,784 ,881 ,993 ,994 ,1025 ,1026 ,1027 ,1073 ,1119 ,1120 ,1121 ,1123 ,1124 ,1125 ,1126 ,1128 ,1130 ,1136 ,1137 ,1158 ,1159 ,1161 ,1224 ,1225 ,1227 ,1232 ,1233 ,1235 ,1236 ,1238 ,1239 ,1255 ,1266 ,1267 ,1311 ,1312 ,1313 ,1314 ,1315 ,1317 ,1318 ,1319 ,1320 ,1321 ,1322 ,1323 ,1325 ,1326 ,1327 ,1328 ,1331 ,1332 ,1333 ,1334 ,1363 ,1365 ,1367 ,1368 ,1369 ,1370 ,1371 ,1372 ,1374 ,1377 ,1378 ,1382 ,1413 ,1475 ,1514 ,1523 ,1524 ,1626 ,1627 ,1629 ,1630 ,1631 ,1632 ,1633 ,1635 ,1637 ,1638 ,1643 ,1644 ,1645 ,1646 ,1647 ,1648 ,1649 ,1650 ,1651 ,1652 ,1654 ,1660 ,1661 ,1663 ,1664 ,1665 ,1666 ,1667 ,1668 ,1669 ,1670 ,1671 ,1676 ,1677 ,1678 ,1679 ,1680 ,1681 ,1682 ,1683 ,1695 ,1696 ,1697 ,1698 ,1699 ,1700 ,1705 ,1706 ,1707 ,1708 ,1714
CITROEN	1229882	851107-4	288 ,428 ,509 ,510 ,544 ,794 ,987 ,1122 ,1412 ,1512
CITROEN	1229883	861108-4	288 ,428 ,509 ,510 ,544 ,987 ,1122 ,1412
CITROEN	1231931	853772-4	249 ,298 ,300 ,301 ,384 ,440 ,441 ,524 ,547 ,713 ,714 ,715 ,1131 ,1132 ,1133 ,1134 ,1135 ,1414 ,1521
CITROEN	12911-86CA0	853751-4	294 ,296 ,297 ,436 ,437 ,597 ,1126 ,1127 ,1130 ,1131 ,1256
CITROEN	13020-6F900	511103-1	289 ,292 ,1026 ,1123 ,1124 ,1125 ,1255
CITROEN	13201-6F900	853749-4	292 ,516 ,784 ,1124 ,1125 ,1255
CITROEN	13212-6F900	883710-4	289 ,292 ,784 ,1123 ,1125 ,1255
CITROEN	5471746	851111-4	303 ,304 ,444 ,445 ,1137 ,1418
CITROEN	5478734	851111-4	303 ,304 ,444 ,445 ,1137 ,1418
CITROEN	5478734G	851111-4	303 ,304 ,444 ,445 ,1137 ,1418
CITROEN	645509	911001-8	620 ,889 ,891 ,901 ,902 ,1087 ,1088 ,1152 ,1334
CITROEN	753388480	851109-4	291 ,292 ,383 ,987 ,1124 ,1125
CITROEN	753388580	861110-4	291 ,987 ,1125
CITROEN	753450880	851113-4	291 ,292 ,383 ,987 ,1124 ,1125
CITROEN	75412011	M-8	7 ,21 ,22 ,25 ,26 ,95 ,96 ,97 ,98 ,99 ,100 ,101 ,104 ,105 ,106 ,107 ,108 ,113 ,115 ,116 ,117 ,118 ,119 ,120 ,121 ,125 ,126 ,138 ,139 ,140 ,202 ,208 ,209 ,210 ,211 ,251 ,253 ,299 ,302 ,303 ,304 ,322 ,355 ,356 ,357 ,358 ,359 ,360 ,361 ,363 ,366 ,367 ,368 ,369 ,370 ,390 ,391 ,392 ,432 ,433 ,442 ,444 ,445 ,508 ,509 ,512 ,514 ,515 ,516 ,518 ,519 ,520 ,521 ,522 ,526 ,527 ,528 ,529 ,534 ,539 ,548 ,553 ,575 ,591 ,597 ,623 ,660 ,664 ,667 ,709 ,710 ,715 ,722 ,723 ,729 ,1028 ,1076 ,1132 ,1135 ,1136 ,1137 ,1156 ,1157 ,1242 ,1243 ,1249 ,1250 ,1257 ,1264 ,1314 ,1315 ,1316 ,1317 ,1319 ,1320 ,1325 ,1326 ,1330 ,1331 ,1332 ,1335 ,1369 ,1413 ,1418 ,1432 ,1477 ,1513 ,1517 ,1521 ,1522 ,1523 ,1524 ,1528 ,1529 ,1533 ,1536 ,1537 ,1542 ,1544 ,1545 ,1546 ,1629 ,1630 ,1631 ,1632 ,1633 ,1634 ,1635 ,1636 ,1637 ,1639 ,1640 ,1641 ,1642 ,1643 ,1644 ,1645 ,1646 ,1647 ,1649 ,1650 ,1653 ,1654 ,1656 ,1657 ,1658 ,1659 ,1660 ,1661 ,1663 ,1664 ,1665 ,1666 ,1667 ,1669 ,1671 ,1673 ,1674 ,1675 ,1676 ,1677 ,1679 ,1680 ,1681 ,1686 ,1688 ,1689 ,1690 ,1695 ,1696 ,1697 ,1699 ,1706



# OE- Reference

OE- Manu.	Reference-No.	SM-No.	On Page
CITROEN	75412011	M-8	7 ,21 ,22 ,25 ,26 ,95 ,96 ,97 ,98 ,99 ,100 ,101 ,104 ,105 ,106 ,107 ,108 ,113 ,115 ,116 ,117 ,118 ,119 ,120 ,121 ,125 ,126 ,138 ,139 ,140 ,202 ,208 ,209 ,210 ,211 ,251 ,253 ,299 ,302 ,303 ,304 ,322 ,355 ,356 ,357 ,358 ,359 ,360 ,361 ,363 ,366 ,367 ,368 ,369 ,370 ,390 ,391 ,392 ,432 ,433 ,442 ,444 ,445 ,508 ,509 ,512 ,514 ,515 ,516 ,518 ,519 ,520 ,521 ,522 ,526 ,527 ,528 ,529 ,534 ,539 ,548 ,553 ,575 ,591 ,597 ,623 ,660 ,664 ,667 ,709 ,710 ,715 ,722 ,723 ,729 ,1028 ,1076 ,1132 ,1135 ,1136 ,1137 ,1156 ,1157 ,1242 ,1243 ,1249 ,1250 ,1257 ,1264 ,1314 ,1315 ,1316 ,1317 ,1319 ,1320 ,1325 ,1326 ,1330 ,1331 ,1332 ,1335 ,1369 ,1413 ,1418 ,1432 ,1477 ,1513 ,1517 ,1521 ,1522 ,1523 ,1524 ,1528 ,1529 ,1533 ,1536 ,1537 ,1542 ,1544 ,1545 ,1546 ,1629 ,1630 ,1631 ,1632 ,1633 ,1634 ,1635 ,1636 ,1637 ,1639 ,1640 ,1641 ,1642 ,1643 ,1644 ,1645 ,1646 ,1647 ,1649 ,1650 ,1653 ,1654 ,1656 ,1657 ,1658 ,1659 ,1660 ,1661 ,1663 ,1664 ,1665 ,1666 ,1667 ,1669 ,1671 ,1673 ,1674 ,1675 ,1676 ,1677 ,1679 ,1680 ,1681 ,1686 ,1688 ,1689 ,1690 ,1695 ,1696 ,1697 ,1699 ,1706
CITROEN	78120790	K-8	7 ,10 ,35 ,152 ,153 ,259 ,293 ,294 ,295 ,296 ,297 ,303 ,322 ,323 ,324 ,336 ,341 ,355 ,356 ,357 ,358 ,359 ,360 ,366 ,367 ,368 ,369 ,390 ,391 ,433 ,434 ,435 ,436 ,437 ,439 ,448 ,449 ,454 ,455 ,530 ,597 ,614 ,623 ,644 ,645 ,646 ,659 ,660 ,667 ,680 ,698 ,729 ,732 ,794 ,993 ,1073 ,1076 ,1126 ,1127 ,1128 ,1129 ,1130 ,1131 ,1136 ,1137 ,1138 ,1226 ,1227 ,1228 ,1229 ,1230 ,1231 ,1232 ,1233 ,1234 ,1238 ,1239 ,1249 ,1256 ,1399 ,1413 ,1414 ,1418 ,1419 ,1475 ,1477 ,1513 ,1514 ,1517 ,1522 ,1523 ,1528 ,1544 ,1679
CITROEN	7812103000	912801-8	94 ,95 ,96 ,97 ,98 ,99 ,100 ,104 ,105 ,106 ,107 ,108 ,113 ,115 ,116 ,117 ,118 ,119 ,120 ,121 ,125 ,126 ,138 ,139 ,140 ,202 ,209 ,210 ,211 ,322 ,425 ,428 ,429 ,430 ,431 ,433 ,434 ,438 ,439 ,441 ,443 ,512 ,514 ,518 ,519 ,521 ,552 ,553 ,554 ,591 ,597 ,696 ,697 ,708 ,709 ,712 ,1028 ,1076 ,1264 ,1314 ,1315 ,1316 ,1317 ,1319 ,1320 ,1323 ,1325 ,1326 ,1330 ,1331 ,1332 ,1334 ,1369 ,1413 ,1477 ,1513 ,1517 ,1626 ,1629 ,1630 ,1631 ,1632 ,1633 ,1634 ,1635 ,1636 ,1637 ,1638 ,1639 ,1640 ,1641 ,1642 ,1643 ,1644 ,1646 ,1647 ,1649 ,1650 ,1653 ,1654 ,1656 ,1657 ,1658 ,1659 ,1660 ,1661 ,1663 ,1664 ,1665 ,1666 ,1667 ,1668 ,1669 ,1671 ,1673 ,1674 ,1675 ,1676 ,1677 ,1678 ,1680 ,1684 ,1695 ,1696 ,1697 ,1706 ,1714 ,1715
CITROEN	8659744	863773-4	249 ,298 ,299 ,300 ,301 ,384 ,440 ,441 ,524 ,547 ,713 ,714 ,715 ,1131 ,1132 ,1133 ,1134 ,1135 ,1414 ,1521
CITROEN	9301337280	973715-8	299 ,302 ,304 ,341 ,440 ,715 ,1132 ,1135 ,1137 ,1238
CITROEN	93510267	903715-1	295 ,296 ,297 ,436 ,437 ,698 ,1128 ,1129 ,1130 ,1256 ,1413 ,1414 ,1418
CITROEN	93510415	853733-4	293 ,294 ,295 ,296 ,297 ,433 ,434 ,436 ,437 ,597 ,614 ,698 ,1126 ,1127 ,1128 ,1129 ,1130 ,1131 ,1256 ,1413 ,1414 ,1418
CITROEN	93510773	863734-4	293 ,294 ,295 ,296 ,297 ,433 ,434 ,435 ,436 ,437 ,597 ,614 ,698 ,1126 ,1127 ,1128 ,1129 ,1130 ,1131 ,1256 ,1413 ,1414 ,1418
CITROEN	93510774	863734-4	293 ,294 ,295 ,296 ,297 ,433 ,434 ,435 ,436 ,437 ,597 ,614 ,698 ,1126 ,1127 ,1128 ,1129 ,1130 ,1131 ,1256 ,1413 ,1414 ,1418
CITROEN	94242	973801-8	21 ,22 ,24 ,259 ,286 ,287 ,288 ,290 ,294 ,298 ,300 ,301 ,334 ,383 ,429 ,431 ,432 ,435 ,436 ,440 ,441 ,505 ,506 ,507 ,509 ,510 ,527 ,597 ,612 ,655 ,659 ,678 ,684 ,709 ,711 ,712 ,714 ,721 ,722 ,732 ,793 ,880 ,883 ,884 ,887 ,892 ,903 ,904 ,932 ,974 ,975 ,978 ,987 ,995 ,1028 ,1029 ,1067 ,1077 ,1078 ,1119 ,1120 ,1121 ,1122 ,1127 ,1131 ,1133 ,1134 ,1236 ,1237 ,1386 ,1387 ,1396 ,1412 ,1413 ,1414 ,1415 ,1431 ,1469 ,1478 ,1479 ,1512
CITROEN	94251	973801-8	21 ,22 ,24 ,259 ,286 ,287 ,288 ,290 ,294 ,298 ,300 ,301 ,334 ,383 ,429 ,431 ,432 ,435 ,436 ,440 ,441 ,505 ,506 ,507 ,509 ,510 ,527 ,597 ,612 ,655 ,659 ,678 ,684 ,709 ,711 ,712 ,714 ,721 ,722 ,732 ,793 ,880 ,883 ,884 ,887 ,892 ,903 ,904 ,932 ,974 ,975 ,978 ,987 ,995 ,1028 ,1029 ,1067 ,1077 ,1078 ,1119 ,1120 ,1121 ,1122 ,1127 ,1131 ,1133 ,1134 ,1236 ,1237 ,1386 ,1387 ,1396 ,1412 ,1413 ,1414 ,1415 ,1431 ,1469 ,1478 ,1479 ,1512
CITROEN	94252	973801-8	21 ,22 ,24 ,259 ,286 ,287 ,288 ,290 ,294 ,298 ,300 ,301 ,334 ,383 ,429 ,431 ,432 ,435 ,436 ,440 ,441 ,505 ,506 ,507 ,509 ,510 ,527 ,597 ,612 ,655 ,659 ,678 ,684 ,709 ,711 ,712 ,714 ,721 ,722 ,732 ,793 ,880 ,883 ,884 ,887 ,892 ,903 ,904 ,932 ,974 ,975 ,978 ,987 ,995 ,1028 ,1029 ,1067 ,1077 ,1078 ,1119 ,1120 ,1121 ,1122 ,1127 ,1131 ,1133 ,1134 ,1236 ,1237 ,1386 ,1387 ,1396 ,1412 ,1413 ,1414 ,1415 ,1431 ,1469 ,1478 ,1479 ,1512
CITROEN	94253	973801-8	21 ,22 ,24 ,259 ,286 ,287 ,288 ,290 ,294 ,298 ,300 ,301 ,334 ,383 ,429 ,431 ,432 ,435 ,436 ,440 ,441 ,505 ,506 ,507 ,509 ,510 ,527 ,597 ,612 ,655 ,659 ,678 ,684 ,709 ,711 ,712 ,714 ,721 ,722 ,732 ,793 ,880 ,883 ,884 ,887 ,892 ,903 ,904 ,932 ,974 ,975 ,978 ,987 ,995 ,1028 ,1029 ,1067 ,1077 ,1078 ,1119 ,1120 ,1121 ,1122 ,1127 ,1131 ,1133 ,1134 ,1236 ,1237 ,1386 ,1387 ,1396 ,1412 ,1413 ,1414 ,1415 ,1431 ,1469 ,1478 ,1479 ,1512
CITROEN	95552750	851111-4	303 ,304 ,444 ,445 ,1137 ,1418
CITROEN	96003672	853709-4	294 ,295 ,296 ,297 ,433 ,434 ,435 ,436 ,437 ,597 ,698 ,1126 ,1127 ,1128 ,1130 ,1131 ,1256 ,1413 ,1414
CITROEN	96005391	853733-4	293 ,294 ,295 ,296 ,297 ,433 ,434 ,436 ,437 ,597 ,614 ,698 ,1126 ,1127 ,1128 ,1129 ,1130 ,1131 ,1256 ,1413 ,1414 ,1418
CITROEN	96007817	853753-4	299 ,302 ,1132 ,1135
CITROEN	9600781780	853753-4	299 ,302 ,1132 ,1135
CITROEN	96008334	853753-4	299 ,302 ,1132 ,1135
CITROEN	9600833480	853753-4	299 ,302 ,1132 ,1135
CITROEN	9601136380	853733-4	293 ,294 ,295 ,296 ,297 ,433 ,434 ,436 ,437 ,597 ,614 ,698 ,1126 ,1127 ,1128 ,1129 ,1130 ,1131 ,1256 ,1413 ,1414 ,1418

# OE- Reference



OE- Manu.	Reference-No.	SM-No.	On Page
CITROEN	9601136380	853733-4	293 ,294 ,295 ,296 ,297 ,433 ,434 ,436 ,437 ,597 ,614 ,698 ,1126 ,1127 ,1128 ,1129 ,1130 ,1131 ,1256 ,1413 ,1414 ,1418
CITROEN	96018510	912801-8	94 ,95 ,96 ,97 ,98 ,99 ,100 ,104 ,105 ,106 ,107 ,108 ,113 ,115 ,116 ,117 ,118 ,119 ,120 ,121 ,125 ,126 ,138 ,139 ,140 ,202 ,209 ,210 ,211 ,322 ,425 ,428 ,429 ,430 ,431 ,433 ,434 ,438 ,439 ,441 ,443 ,512 ,514 ,518 ,519 ,521 ,552 ,553 ,554 ,591 ,597 ,696 ,697 ,708 ,709 ,712 ,1028 ,1076 ,1264 ,1314 ,1315 ,1316 ,1317 ,1319 ,1320 ,1323 ,1325 ,1326 ,1330 ,1331 ,1332 ,1334 ,1369 ,1413 ,1477 ,1513 ,1517 ,1626 ,1629 ,1630 ,1631 ,1632 ,1633 ,1634 ,1635 ,1636 ,1637 ,1638 ,1639 ,1640 ,1641 ,1642 ,1643 ,1644 ,1646 ,1647 ,1649 ,1650 ,1653 ,1654 ,1656 ,1657 ,1658 ,1659 ,1660 ,1661 ,1663 ,1664 ,1665 ,1666 ,1667 ,1668 ,1669 ,1671 ,1673 ,1674 ,1675 ,1676 ,1677 ,1678 ,1680 ,1684 ,1695 ,1696 ,1697 ,1706 ,1714 ,1715
CITROEN	96020124	915001-8	22 ,23 ,24 ,25 ,26 ,27 ,96 ,99 ,100 ,101 ,102 ,103 ,104 ,107 ,108 ,110 ,111 ,118 ,119 ,120 ,121 ,122 ,128 ,129 ,138 ,140 ,142 ,199 ,200 ,202 ,203 ,204 ,206 ,207 ,208 ,210 ,211 ,212 ,286 ,287 ,289 ,290 ,292 ,293 ,295 ,302 ,303 ,304 ,307 ,321 ,323 ,341 ,424 ,425 ,426 ,427 ,428 ,430 ,431 ,432 ,433 ,435 ,439 ,443 ,444 ,514 ,515 ,516 ,518 ,519 ,530 ,553 ,563 ,623 ,659 ,697 ,706 ,707 ,708 ,709 ,710 ,712 ,713 ,715 ,716 ,717 ,732 ,735 ,784 ,881 ,993 ,994 ,1025 ,1026 ,1027 ,1073 ,1119 ,1120 ,1121 ,1123 ,1124 ,1125 ,1126 ,1128 ,1130 ,1136 ,1137 ,1158 ,1159 ,1161 ,1224 ,1225 ,1227 ,1232 ,1233 ,1235 ,1236 ,1238 ,1239 ,1255 ,1266 ,1267 ,1311 ,1312 ,1313 ,1314 ,1315 ,1317 ,1318 ,1319 ,1320 ,1321 ,1322 ,1323 ,1325 ,1326 ,1327 ,1328 ,1331 ,1332 ,1333 ,1334 ,1363 ,1365 ,1367 ,1368 ,1369 ,1370 ,1371 ,1372 ,1374 ,1377 ,1378 ,1382 ,1413 ,1475 ,1514 ,1523 ,1524 ,1626 ,1627 ,1629 ,1630 ,1631 ,1632 ,1633 ,1635 ,1637 ,1638 ,1643 ,1644 ,1645 ,1646 ,1647 ,1648 ,1649 ,1650 ,1651 ,1652 ,1654 ,1660 ,1661 ,1663 ,1664 ,1665 ,1666 ,1667 ,1668 ,1669 ,1670 ,1671 ,1676 ,1677 ,1678 ,1679 ,1680 ,1681 ,1682 ,1683 ,1695 ,1696 ,1697 ,1698 ,1699 ,1700 ,1705 ,1706 ,1707 ,1708 ,1714
CITROEN	9603104288	511104-1	293 ,294 ,295 ,296 ,297 ,433 ,434 ,436 ,437 ,614 ,698 ,1126 ,1127 ,1128 ,1129 ,1130 ,1131 ,1256 ,1413 ,1414 ,1418 ,1431
CITROEN	96042957	863754-4	299 ,302 ,440 ,715 ,1132 ,1135
CITROEN	96059361	853747-4	302 ,442 ,715 ,1135 ,1136
CITROEN	96079213	863754-4	299 ,302 ,440 ,715 ,1132 ,1135
CITROEN	96096146	863756-4	303 ,304 ,444 ,1137
CITROEN	96096851	853739-4	290 ,293 ,1123 ,1126
CITROEN	96101886	853739-4	290 ,293 ,1123 ,1126
CITROEN	96109183	863754-4	299 ,302 ,440 ,715 ,1132 ,1135
CITROEN	96137360	863734-4	293 ,294 ,295 ,296 ,297 ,433 ,434 ,435 ,436 ,437 ,597 ,614 ,698 ,1126 ,1127 ,1128 ,1129 ,1130 ,1131 ,1256 ,1413 ,1414 ,1418
CITROEN	96150144	863750-4	292 ,516 ,784 ,1124 ,1125 ,1255
CITROEN	96150145	853749-4	292 ,516 ,784 ,1124 ,1125 ,1255
CITROEN	96172597	853745-4	298 ,302 ,442 ,715 ,1129 ,1135 ,1136
CITROEN	96182559	903715-1	295 ,296 ,297 ,436 ,437 ,698 ,1128 ,1129 ,1130 ,1256 ,1413 ,1414 ,1418
CITROEN	96183535	853739-4	290 ,293 ,1123 ,1126
CITROEN	9624774280	853768-4	250 ,298 ,299 ,301 ,441 ,714 ,732 ,1131 ,1133 ,1134 ,1415
CITROEN	9624774580	863769-4	250 ,301 ,441 ,714 ,732 ,1133 ,1134 ,1415
CITROEN	9624835280	511105-1	250 ,298 ,301 ,441 ,714 ,1131 ,1133 ,1134 ,1415
CITROEN	9624835288	511105-1	250 ,298 ,301 ,441 ,714 ,1131 ,1133 ,1134 ,1415
CITROEN	96254645	863702-4	293 ,307 ,380 ,623 ,1125 ,1126
CITROEN	9627184380	853772-4	249 ,298 ,300 ,301 ,384 ,440 ,441 ,524 ,547 ,713 ,714 ,715 ,1131 ,1132 ,1133 ,1134 ,1135 ,1414 ,1521
CITROEN	96278356	853721-4	286 ,287 ,288 ,289 ,290 ,307 ,623 ,1119 ,1120 ,1121 ,1123 ,1714
CITROEN	96289433	853763-4	298 ,302 ,442 ,715 ,1129 ,1135
CITROEN	9635317980	853770-4	249 ,300 ,440 ,524 ,547 ,713 ,714 ,1132 ,1133 ,1414
CITROEN	9636298080	853701-4	292 ,293 ,307 ,380 ,623 ,1125
CITROEN	9639417980	863702-4	293 ,307 ,380 ,623 ,1125 ,1126
CITROEN	9645024780	851107-4	288 ,428 ,509 ,510 ,544 ,794 ,987 ,1122 ,1412 ,1512
CITROEN	9650951380	973701-8	31 ,199 ,201 ,202 ,204 ,206 ,288 ,428 ,509 ,510 ,513 ,514 ,544 ,612 ,613 ,614 ,615 ,616 ,679 ,680 ,681 ,721 ,793 ,794 ,881 ,981 ,987 ,988 ,1074 ,1122 ,1256 ,1396 ,1412 ,1476 ,1512 ,1516 ,1521
CITROEN	9650981280	973701-8	31 ,199 ,201 ,202 ,204 ,206 ,288 ,428 ,509 ,510 ,513 ,514 ,544 ,612 ,613 ,614 ,615 ,616 ,679 ,680 ,681 ,721 ,793 ,794 ,881 ,981 ,987 ,988 ,1074 ,1122 ,1256 ,1396 ,1412 ,1476 ,1512 ,1516 ,1521
CITROEN	9650981380	973701-8	31 ,199 ,201 ,202 ,204 ,206 ,288 ,428 ,509 ,510 ,513 ,514 ,544 ,612 ,613 ,614 ,615 ,616 ,679 ,680 ,681 ,721 ,793 ,794 ,881 ,981 ,987 ,988 ,1074 ,1122 ,1256 ,1396 ,1412 ,1476 ,1512 ,1516 ,1521





# OE- Reference

OE- Manu.	Reference-No.	SM-No.	On Page
CITROEN	9650981380	973701-8	31 ,199 ,201 ,202 ,204 ,206 ,288 ,428 ,509 ,510 ,513 ,514 ,544 ,612 ,613 ,614 ,615 ,616 ,679 ,680 ,681 ,721 ,793 ,794 ,881 ,981 ,987 ,988 ,1074 ,1122 ,1256 ,1396 ,1412 ,1476 ,1512 ,1516 ,1521
CITROEN	97504707	912801-8	94 ,95 ,96 ,97 ,98 ,99 ,100 ,104 ,105 ,106 ,107 ,108 ,113 ,115 ,116 ,117 ,118 ,119 ,120 ,121 ,125 ,126 ,138 ,139 ,140 ,202 ,209 ,210 ,211 ,322 ,425 ,428 ,429 ,430 ,431 ,433 ,434 ,438 ,439 ,441 ,443 ,512 ,514 ,518 ,519 ,521 ,552 ,553 ,554 ,591 ,597 ,696 ,697 ,708 ,709 ,712 ,1028 ,1076 ,1264 ,1314 ,1315 ,1316 ,1317 ,1319 ,1320 ,1323 ,1325 ,1326 ,1330 ,1331 ,1332 ,1334 ,1369 ,1413 ,1477 ,1513 ,1517 ,1626 ,1629 ,1630 ,1631 ,1632 ,1633 ,1634 ,1635 ,1636 ,1637 ,1638 ,1639 ,1640 ,1641 ,1642 ,1643 ,1644 ,1646 ,1647 ,1649 ,1650 ,1653 ,1654 ,1656 ,1657 ,1658 ,1659 ,1660 ,1661 ,1663 ,1664 ,1665 ,1666 ,1667 ,1668 ,1669 ,1671 ,1673 ,1674 ,1675 ,1676 ,1677 ,1678 ,1680 ,1684 ,1695 ,1696 ,1697 ,1706 ,1714 ,1715
CITROEN	97506647	912801-8	94 ,95 ,96 ,97 ,98 ,99 ,100 ,104 ,105 ,106 ,107 ,108 ,113 ,115 ,116 ,117 ,118 ,119 ,120 ,121 ,125 ,126 ,138 ,139 ,140 ,202 ,209 ,210 ,211 ,322 ,425 ,428 ,429 ,430 ,431 ,433 ,434 ,438 ,439 ,441 ,443 ,512 ,514 ,518 ,519 ,521 ,552 ,553 ,554 ,591 ,597 ,696 ,697 ,708 ,709 ,712 ,1028 ,1076 ,1264 ,1314 ,1315 ,1316 ,1317 ,1319 ,1320 ,1323 ,1325 ,1326 ,1330 ,1331 ,1332 ,1334 ,1369 ,1413 ,1477 ,1513 ,1517 ,1626 ,1629 ,1630 ,1631 ,1632 ,1633 ,1634 ,1635 ,1636 ,1637 ,1638 ,1639 ,1640 ,1641 ,1642 ,1643 ,1644 ,1646 ,1647 ,1649 ,1650 ,1653 ,1654 ,1656 ,1657 ,1658 ,1659 ,1660 ,1661 ,1663 ,1664 ,1665 ,1666 ,1667 ,1668 ,1669 ,1671 ,1673 ,1674 ,1675 ,1676 ,1677 ,1678 ,1680 ,1684 ,1695 ,1696 ,1697 ,1706 ,1714 ,1715
CITROEN	97530945	K-7	152 ,242 ,244 ,246 ,249 ,250 ,254 ,286 ,288 ,289 ,290 ,292 ,307 ,321 ,323 ,332 ,333 ,341 ,516 ,589 ,590 ,592 ,593 ,623 ,626 ,732 ,735 ,784 ,993 ,1025 ,1027 ,1064 ,1068 ,1069 ,1070 ,1071 ,1073 ,1077 ,1078 ,1079 ,1082 ,1119 ,1120 ,1121 ,1123 ,1124 ,1125 ,1222 ,1223 ,1224 ,1225 ,1226 ,1227 ,1232 ,1233 ,1235 ,1236 ,1255 ,1418 ,1467 ,1470 ,1471 ,1472 ,1473 ,1474 ,1475 ,1479 ,1480 ,1483
CITROEN	97531044	863728-4	286 ,287 ,288 ,289 ,290 ,307 ,428 ,623 ,1119 ,1120 ,1121 ,1123 ,1714
CITROEN	97531046	863736-4	286 ,1119
CITROEN	97531080	853727-4	286 ,287 ,288 ,289 ,290 ,307 ,428 ,623 ,1119 ,1120 ,1123 ,1714
CITROEN	9753127800	915001-8	22 ,23 ,24 ,25 ,26 ,27 ,96 ,99 ,100 ,101 ,102 ,103 ,104 ,107 ,108 ,110 ,111 ,118 ,119 ,120 ,121 ,122 ,128 ,129 ,138 ,140 ,142 ,199 ,200 ,202 ,203 ,204 ,206 ,207 ,208 ,210 ,211 ,212 ,286 ,287 ,289 ,290 ,292 ,293 ,295 ,302 ,303 ,304 ,307 ,321 ,323 ,341 ,424 ,425 ,426 ,427 ,428 ,430 ,431 ,432 ,433 ,435 ,439 ,443 ,444 ,514 ,515 ,516 ,518 ,519 ,530 ,553 ,563 ,623 ,659 ,697 ,706 ,707 ,708 ,709 ,710 ,712 ,713 ,715 ,716 ,717 ,732 ,735 ,784 ,881 ,993 ,994 ,1025 ,1026 ,1027 ,1073 ,1119 ,1120 ,1121 ,1123 ,1124 ,1125 ,1126 ,1128 ,1130 ,1136 ,1137 ,1158 ,1159 ,1161 ,1224 ,1225 ,1227 ,1232 ,1233 ,1235 ,1236 ,1238 ,1239 ,1255 ,1266 ,1267 ,1311 ,1312 ,1313 ,1314 ,1315 ,1317 ,1318 ,1319 ,1320 ,1321 ,1322 ,1323 ,1325 ,1326 ,1327 ,1328 ,1331 ,1332 ,1333 ,1334 ,1363 ,1365 ,1367 ,1368 ,1369 ,1370 ,1371 ,1372 ,1374 ,1377 ,1378 ,1382 ,1413 ,1475 ,1514 ,1523 ,1524 ,1626 ,1627 ,1629 ,1630 ,1631 ,1632 ,1633 ,1635 ,1637 ,1638 ,1643 ,1644 ,1645 ,1646 ,1647 ,1648 ,1649 ,1650 ,1651 ,1652 ,1654 ,1660 ,1661 ,1663 ,1664 ,1665 ,1666 ,1667 ,1668 ,1669 ,1670 ,1671 ,1676 ,1677 ,1678 ,1679 ,1680 ,1681 ,1682 ,1683 ,1695 ,1696 ,1697 ,1698 ,1699 ,1700 ,1705 ,1706 ,1707 ,1708 ,1714
CITROEN	97533264	863728-4	286 ,287 ,288 ,289 ,290 ,307 ,428 ,623 ,1119 ,1120 ,1121 ,1123 ,1714
CITROEN	97533266	853727-4	286 ,287 ,288 ,289 ,290 ,307 ,428 ,623 ,1119 ,1120 ,1123 ,1714
CITROEN	9801960980	853785-6	289 ,307 ,383 ,1067 ,1121 ,1469
CITROEN	9807645980	863786-6	289 ,307 ,383 ,1067 ,1121 ,1469
CITROEN	9811144580	853783-4	291 ,383 ,1067 ,1122 ,1431 ,1469
CITROEN	9814152480	853783-4	291 ,383 ,1067 ,1122 ,1431 ,1469

CUMMINS	135957	850301-6	311
CUMMINS	145701	860302-6	311
CUMMINS	3000926	850301-6	311
CUMMINS	3040830	860302-6	311
CUMMINS	3802085	860802-6	311 ,1691
CUMMINS	3802275	850801-6	311 ,1691
CUMMINS	3802463	850801-6	311 ,1691
CUMMINS	3802924	852031-4	7 ,10 ,311 ,336 ,341 ,387 ,530 ,572 ,643 ,645 ,664 ,1390 ,1422 ,1486 ,1690 ,1691
CUMMINS	3802967	862032-4	7 ,10 ,311 ,336 ,341 ,387 ,530 ,572 ,643 ,645 ,664 ,1390 ,1422 ,1486 ,1690 ,1691
CUMMINS	3901187	880304-6	311 ,530 ,1691
CUMMINS	3902254	860802-6	311 ,1691
CUMMINS	3904388	870801-6	311 ,530 ,1691
CUMMINS	3904715	870802-6	311 ,530 ,1691
CUMMINS	3904716	870801-6	311 ,530 ,1691
CUMMINS	3908830	870802-6	311 ,530 ,1691
CUMMINS	3921444	860802-6	311 ,1691
CUMMINS	3924472	850801-6	311 ,1691
CUMMINS	3924492	850801-6	311 ,1691

# OE- Reference



OE- Manu.	Reference-No.	SM-No.	On Page
CUMMINS	3924492	850801-6	311 ,1691
CUMMINS	3924582	870802-6	311 ,530 ,1691
CUMMINS	3924583	870801-6	311 ,530 ,1691
CUMMINS	3925863	880304-6	311 ,530 ,1691
CUMMINS	3925864	880304-6	311 ,530 ,1691
CUMMINS	3928174	870801-6	311 ,530 ,1691
CUMMINS	3929005	870801-6	311 ,530 ,1691
CUMMINS	3940734	862032-4	7 ,10 ,311 ,336 ,341 ,387 ,530 ,572 ,643 ,645 ,664 ,1390 ,1422 ,1486 ,1690 ,1691
CUMMINS	3940735	852031-4	7 ,10 ,311 ,336 ,341 ,387 ,530 ,572 ,643 ,645 ,664 ,1390 ,1422 ,1486 ,1690 ,1691

DAEWOO	11115A70B00	881401-4	240 ,329
DAEWOO	129111-78B00	851407-4	240 ,329
DAEWOO	12915-78B00-000	861408-4	240 ,329
DAEWOO	17105698	973502-8	243 ,244 ,245 ,246 ,247 ,248 ,249 ,250 ,251 ,252 ,253 ,329 ,330 ,331 ,332 ,334 ,589 ,590 ,591 ,592 ,593 ,594 ,626 ,698 ,1068 ,1070 ,1071 ,1072 ,1073 ,1074 ,1075 ,1077 ,1079 ,1080 ,1081 ,1264 ,1265 ,1414 ,1470 ,1471 ,1472 ,1473 ,1474 ,1476 ,1477 ,1478 ,1479 ,1480 ,1481 ,1482
DAEWOO	351399	853910-6	1008 ,1279 ,1280 ,1281 ,1282 ,1283 ,1284 ,1285 ,1286 ,1287 ,1288 ,1289
DAEWOO	5233315	973501-8	152 ,153 ,242 ,243 ,244 ,246 ,249 ,250 ,329 ,331 ,332 ,333 ,589 ,590 ,592 ,593 ,626 ,713 ,1064 ,1066 ,1067 ,1068 ,1069 ,1070 ,1071 ,1073 ,1074 ,1076 ,1077 ,1078 ,1079 ,1080 ,1082 ,1412 ,1467 ,1468 ,1469 ,1470 ,1471 ,1472 ,1474 ,1475 ,1477 ,1478 ,1479 ,1480 ,1483
DAEWOO	6610533058	911002-8	105 ,106 ,120 ,128 ,132 ,156 ,157 ,334 ,335 ,351 ,387 ,560 ,652 ,664 ,687 ,750 ,751 ,752 ,756 ,757 ,758 ,760 ,767 ,768 ,770 ,772 ,773 ,775 ,776 ,777 ,781 ,887 ,888 ,889 ,891 ,894 ,896 ,897 ,898 ,899 ,903 ,906 ,948 ,958 ,959 ,960 ,961 ,962 ,966 ,967 ,968 ,969 ,996 ,1006 ,1009 ,1010 ,1011 ,1012 ,1155 ,1339 ,1340 ,1341 ,1342 ,1345 ,1396 ,1397 ,1398 ,1439 ,1440 ,1689 ,1691 ,1718
DAEWOO	90220121	853513-4	250 ,332 ,333 ,592 ,626 ,1078 ,1079 ,1080 ,1082 ,1479 ,1480 ,1483
DAEWOO	90295019	853513-4	250 ,332 ,333 ,592 ,626 ,1078 ,1079 ,1080 ,1082 ,1479 ,1480 ,1483
DAEWOO	90410741	915097-8	32 ,94 ,96 ,99 ,103 ,104 ,106 ,108 ,109 ,110 ,111 ,112 ,113 ,114 ,121 ,122 ,123 ,124 ,125 ,126 ,127 ,128 ,129 ,130 ,131 ,132 ,137 ,138 ,139 ,140 ,141 ,142 ,143 ,146 ,199 ,200 ,203 ,204 ,205 ,207 ,208 ,209 ,210 ,211 ,212 ,215 ,216 ,241 ,243 ,245 ,246 ,247 ,248 ,249 ,250 ,251 ,252 ,253 ,258 ,259 ,291 ,292 ,293 ,301 ,302 ,303 ,307 ,308 ,314 ,322 ,330 ,331 ,332 ,333 ,334 ,375 ,376 ,380 ,430 ,431 ,443 ,446 ,518 ,521 ,560 ,569 ,575 ,589 ,590 ,591 ,592 ,593 ,594 ,597 ,623 ,626 ,659 ,660 ,661 ,690 ,714 ,716 ,717 ,721 ,722 ,723 ,732 ,735 ,879 ,880 ,881 ,882 ,883 ,884 ,885 ,886 ,887 ,889 ,890 ,891 ,892 ,898 ,903 ,904 ,932 ,936 ,974 ,975 ,978 ,993 ,994 ,995 ,1026 ,1027 ,1028 ,1030 ,1068 ,1069 ,1070 ,1072 ,1073 ,1074 ,1075 ,1077 ,1079 ,1080 ,1081 ,1121 ,1125 ,1126 ,1133 ,1134 ,1135 ,1136 ,1152 ,1153 ,1154 ,1155 ,1156 ,1158 ,1159 ,1160 ,1161 ,1225 ,1226 ,1232 ,1235 ,1238 ,1239 ,1255 ,1264 ,1265 ,1311 ,1315 ,1316 ,1319 ,1322 ,1323 ,1324 ,1325 ,1327 ,1328 ,1329 ,1330 ,1331 ,1332 ,1333 ,1334 ,1363 ,1365 ,1366 ,1367 ,1368 ,1370 ,1371 ,1372 ,1373 ,1374 ,1375 ,1376 ,1377 ,1378 ,1379 ,1382 ,1386 ,1387 ,1396 ,1407 ,1412 ,1418 ,1470 ,1471 ,1472 ,1473 ,1474 ,1475 ,1476 ,1477 ,1478 ,1479 ,1480 ,1481 ,1482 ,1517 ,1521 ,1626 ,1633 ,1636 ,1638 ,1639 ,1642 ,1643 ,1646 ,1649 ,1652 ,1653 ,1654 ,1655 ,1658 ,1661 ,1662 ,1663 ,1667 ,1668 ,1669 ,1670 ,1671 ,1672 ,1673 ,1678 ,1679 ,1680 ,1682 ,1683 ,1684 ,1685 ,1686 ,1687 ,1689 ,1695 ,1696 ,1697 ,1698 ,1699 ,1700 ,1705 ,1707 ,1708
DAEWOO	94580655	913501-8	152 ,240 ,241 ,242 ,243 ,244 ,245 ,246 ,247 ,249 ,250 ,251 ,252 ,254 ,329 ,330 ,332 ,333 ,431 ,589 ,590 ,592 ,593 ,626 ,627 ,698 ,1029 ,1064 ,1066 ,1067 ,1068 ,1069 ,1070 ,1071 ,1075 ,1078 ,1079 ,1080 ,1082 ,1411 ,1412 ,1467 ,1468 ,1469 ,1470 ,1471 ,1472 ,1473 ,1474 ,1479 ,1480 ,1481 ,1483
DAEWOO	96182806	853581-4	244 ,329 ,330 ,333
DAEWOO	96353035	913582-8	243 ,244 ,245 ,329 ,330 ,331 ,590
DAEWOO	96376362	973502-8	243 ,244 ,245 ,246 ,247 ,248 ,249 ,250 ,251 ,252 ,253 ,329 ,330 ,331 ,332 ,334 ,589 ,590 ,591 ,592 ,593 ,594 ,626 ,698 ,1068 ,1070 ,1071 ,1072 ,1073 ,1074 ,1075 ,1077 ,1079 ,1080 ,1081 ,1264 ,1265 ,1414 ,1470 ,1471 ,1472 ,1473 ,1474 ,1476 ,1477 ,1478 ,1479 ,1480 ,1481 ,1482
DAEWOO	96376400	973502-8	243 ,244 ,245 ,246 ,247 ,248 ,249 ,250 ,251 ,252 ,253 ,329 ,330 ,331 ,332 ,334 ,589 ,590 ,591 ,592 ,593 ,594 ,626 ,698 ,1068 ,1070 ,1071 ,1072 ,1073 ,1074 ,1075 ,1077 ,1079 ,1080 ,1081 ,1264 ,1265 ,1414 ,1470 ,1471 ,1472 ,1473 ,1474 ,1476 ,1477 ,1478 ,1479 ,1480 ,1481 ,1482
DAEWOO	96376881	851405-4	243 ,330
DAEWOO	96391434	903501-1	152 ,243 ,244 ,245 ,329 ,330 ,590 ,1069 ,1071 ,1471 ,1473 ,1474
DAEWOO	96840122	913582-8	243 ,244 ,245 ,329 ,330 ,331 ,590
DAEWOO	96896007	851405-4	243 ,330

DAF	0266425	881315-6	343 ,344 ,1013
DAF	1252495	851307-6	343 ,344 ,1013



# OE- Reference

OE- Manu.	Reference-No.	SM-No.	On Page
DAF	1252495	851307-6	343 ,344 ,1013
DAF	1254382	861310-6	343 ,344 ,1013
DAF	1259989	851307-6	343 ,344 ,1013
DAF	1307654	851311-6	344 ,345 ,572 ,1013 ,1390 ,1391
DAF	1307655	861316-6	344 ,345 ,572 ,1390 ,1391
DAF	1313683	881316-6	342 ,344 ,345 ,572 ,1390 ,1391 ,1439 ,1486
DAF	1325269	971301-6	344 to 345
DAF	1327029	861316-6	344 ,345 ,572 ,1390 ,1391
DAF	1342220	851313-6	344 ,345 ,572 ,1390 ,1391
DAF	1345509	851319-6	342 ,572 ,1390 ,1439 ,1486
DAF	1352127	861320-6	342 ,572 ,1390 ,1439 ,1486
DAF	1362696	861314-6	344 ,345 ,572 ,1390 ,1391
DAF	1386750	971301-6	344 to 345
DAF	1404918	862032-4	7 ,10 ,311 ,336 ,341 ,387 ,530 ,572 ,643 ,645 ,664 ,1390 ,1422 ,1486 ,1690 ,1691
DAF	1404919	852031-4	7 ,10 ,311 ,336 ,341 ,387 ,530 ,572 ,643 ,645 ,664 ,1390 ,1422 ,1486 ,1690 ,1691
DAF	1409671	862032-4	7 ,10 ,311 ,336 ,341 ,387 ,530 ,572 ,643 ,645 ,664 ,1390 ,1422 ,1486 ,1690 ,1691
DAF	1456999	971301-6	344 to 345
DAF	1603846	851315-6	345
DAF	1628843	881316-6	342 ,344 ,345 ,572 ,1390 ,1391 ,1439 ,1486
DAF	1644097	851317-6	344
DAF	1654942	861314-6	344 ,345 ,572 ,1390 ,1391
DAF	1658436	851319-6	342 ,572 ,1390 ,1439 ,1486
DAF	1677657	861320-6	342 ,572 ,1390 ,1439 ,1486
DAF	1678541	861322-6	343 ,572 ,1391 ,1441 ,1486
DAF	1684513	851321-6	343 ,572 ,1391 ,1441 ,1486
DAF	1684773	851315-6	345
DAF	1741505	861324-6	343 ,1441 ,1486
DAF	1783722	861324-6	343 ,1441 ,1486
DAF	1789874	851323-6	343 ,1441 ,1486
DAF	1819065	913901-6	10 ,343 ,726 ,1279 ,1281 ,1289 ,1290 ,1291 ,1441 ,1486 ,1537 ,1546
DAF	1912976	851323-6	343 ,1441 ,1486
DAF	2015130	851323-6	343 ,1441 ,1486
DAF	2015131	861324-6	343 ,1441 ,1486
DAF	220655401	881312-6	342 ,343 ,1012
DAF	240472	881310-6	342
DAF	2404725	881310-6	342
DAF	266305	851307-6	343 ,344 ,1013
DAF	266306	861308-6	343 ,344 ,1013
DAF	267356	851304-6	342 ,1012
DAF	267357	861306-6	342 ,1012
DAF	368893	881312-6	342 ,343 ,1012
DAF	394838	851305-6	342
DAF	394839	861312-6	342
DAF	557284	881314-6	342
DAF	613966	861302-6	341 to 342
DAF	655395	851304-6	342 ,1012
DAF	655398	861306-6	342 ,1012
DAF	655401	881312-6	342 ,343 ,1012
DAF	674829	861302-6	341 to 342
DAF	702663055	851307-6	343 ,344 ,1013
DAF	702670852	851307-6	343 ,344 ,1013
DODGE	05080162AA	901031-1	259 ,891 ,892 ,893 ,978
DODGE	68001295AA	485022-1	109 ,110 ,258 ,375 ,659 ,994 ,1323 ,1324 ,1325 ,1372 ,1373 ,1654 ,1655 ,1670
DODGE	68140385AA	901034-1	375 ,560 ,659 ,885 ,978
FENDT	F38420021020	883308-6	369 ,392 ,999 ,1000
FENDT	F38420021030	883307-6	369 ,392 ,999



# OE- Reference



OE- Manu.	Reference-No.	SM-No.	On Page
FIAT	00467974030L	975001-8	96 ,97 ,98 ,99 ,100 ,101 ,102 ,104 ,105 ,106 ,107 ,108 ,115 ,116 ,117 ,118 ,119 ,120 ,121 ,125 ,126 ,128 ,129 ,138 ,140 ,514 ,515 ,518 ,569 ,881 ,996 ,1313 ,1314 ,1315 ,1317 ,1318 ,1319 ,1320 ,1321 ,1325 ,1326 ,1327 ,1331 ,1332 ,1334 ,1367 ,1369 ,1370 ,1513 ,1517 ,1629 ,1630 ,1631 ,1632 ,1633 ,1634 ,1635 ,1636 ,1637 ,1639 ,1640 ,1641 ,1643 ,1644 ,1645 ,1646 ,1647 ,1649 ,1650 ,1656 ,1657 ,1658 ,1659 ,1660 ,1661 ,1663 ,1664 ,1665 ,1666 ,1668 ,1669 ,1671 ,1673 ,1674 ,1675 ,1676 ,1677 ,1678 ,1679 ,1680 ,1681 ,1695 ,1706
FIAT	0060811882	974001-8	22 ,23 ,24 ,429 ,431 ,432 ,435 ,443 ,709 ,710 ,712 ,715 ,716 ,1225 ,1233 ,1235 ,1236 ,1265 ,1266 ,1267
FIAT	1904655	862057-6	448 ,449 ,454 ,644 ,645
FIAT	1904656	852056-6	448 ,449 ,454 ,644 ,645
FIAT	1904658	862085-4	451 ,648
FIAT	1904666	862057-6	448 ,449 ,454 ,644 ,645
FIAT	1907838	902006-1	447 ,448 ,449 ,454 ,640 ,643 ,644 ,645
FIAT	1908409	862057-6	448 ,449 ,454 ,644 ,645
FIAT	1908410	862057-6	448 ,449 ,454 ,644 ,645
FIAT	2991999	862029-6	450 ,648
FIAT	40101573	911005-8	26 ,156 ,259 ,376 ,387 ,660 ,932 ,933 ,934 ,935 ,936 ,937 ,938 ,939 ,940 ,941 ,1082 ,1250 ,1338 ,1482 ,1522 ,1523 ,1524 ,1526 ,1527 ,1528 ,1529 ,1535 ,1536 ,1542 ,1543 ,1544 ,1545 ,1546
FIAT	4183555	862024-4	424 ,706
FIAT	4250801	882046-4	4 ,25 ,437 ,438 ,439 ,712 ,713
FIAT	4250803	882047-4	4 ,424 ,430 ,434 ,437 ,438 ,439 ,441 ,442 ,443 ,711 ,716 ,1265 ,1334 ,1714
FIAT	4255694	852012-4	438 ,712 ,713 ,1334
FIAT	4259853	852023-4	424 ,706
FIAT	4265699	882040-4	424 ,425 ,426 ,427 ,429 ,431 ,443 ,706 ,707 ,708 ,709 ,715 ,716 ,1311 ,1714
FIAT	4265701	915001-8	22 ,23 ,24 ,25 ,26 ,27 ,96 ,99 ,100 ,101 ,102 ,103 ,104 ,107 ,108 ,110 ,111 ,118 ,119 ,120 ,121 ,122 ,128 ,129 ,138 ,140 ,142 ,199 ,200 ,202 ,203 ,204 ,206 ,207 ,208 ,210 ,211 ,212 ,286 ,287 ,289 ,290 ,292 ,293 ,295 ,302 ,303 ,304 ,307 ,321 ,323 ,341 ,424 ,425 ,426 ,427 ,428 ,430 ,431 ,432 ,433 ,435 ,439 ,443 ,444 ,514 ,515 ,516 ,518 ,519 ,530 ,553 ,563 ,623 ,659 ,697 ,706 ,707 ,708 ,709 ,710 ,712 ,713 ,715 ,716 ,717 ,732 ,735 ,784 ,881 ,993 ,994 ,1025 ,1026 ,1027 ,1073 ,1119 ,1120 ,1121 ,1123 ,1124 ,1125 ,1126 ,1128 ,1130 ,1136 ,1137 ,1158 ,1159 ,1161 ,1224 ,1225 ,1227 ,1232 ,1233 ,1235 ,1236 ,1238 ,1239 ,1255 ,1266 ,1267 ,1311 ,1312 ,1313 ,1314 ,1315 ,1317 ,1318 ,1319 ,1320 ,1321 ,1322 ,1323 ,1325 ,1326 ,1327 ,1328 ,1331 ,1332 ,1333 ,1334 ,1363 ,1365 ,1367 ,1368 ,1369 ,1370 ,1371 ,1372 ,1374 ,1377 ,1378 ,1382 ,1413 ,1475 ,1514 ,1523 ,1524 ,1626 ,1627 ,1629 ,1630 ,1631 ,1632 ,1633 ,1635 ,1637 ,1638 ,1643 ,1644 ,1645 ,1646 ,1647 ,1648 ,1649 ,1650 ,1651 ,1652 ,1654 ,1660 ,1661 ,1663 ,1664 ,1665 ,1666 ,1667 ,1668 ,1669 ,1670 ,1671 ,1676 ,1677 ,1678 ,1679 ,1680 ,1681 ,1682 ,1683 ,1695 ,1696 ,1697 ,1698 ,1699 ,1700 ,1705 ,1706 ,1707 ,1708 ,1714
FIAT	4266321	862024-4	424 ,706
FIAT	4274135	862024-4	424 ,706
FIAT	4357028	915001-8	22 ,23 ,24 ,25 ,26 ,27 ,96 ,99 ,100 ,101 ,102 ,103 ,104 ,107 ,108 ,110 ,111 ,118 ,119 ,120 ,121 ,122 ,128 ,129 ,138 ,140 ,142 ,199 ,200 ,202 ,203 ,204 ,206 ,207 ,208 ,210 ,211 ,212 ,286 ,287 ,289 ,290 ,292 ,293 ,295 ,302 ,303 ,304 ,307 ,321 ,323 ,341 ,424 ,425 ,426 ,427 ,428 ,430 ,431 ,432 ,433 ,435 ,439 ,443 ,444 ,514 ,515 ,516 ,518 ,519 ,530 ,553 ,563 ,623 ,659 ,697 ,706 ,707 ,708 ,709 ,710 ,712 ,713 ,715 ,716 ,717 ,732 ,735 ,784 ,881 ,993 ,994 ,1025 ,1026 ,1027 ,1073 ,1119 ,1120 ,1121 ,1123 ,1124 ,1125 ,1126 ,1128 ,1130 ,1136 ,1137 ,1158 ,1159 ,1161 ,1224 ,1225 ,1227 ,1232 ,1233 ,1235 ,1236 ,1238 ,1239 ,1255 ,1266 ,1267 ,1311 ,1312 ,1313 ,1314 ,1315 ,1317 ,1318 ,1319 ,1320 ,1321 ,1322 ,1323 ,1325 ,1326 ,1327 ,1328 ,1331 ,1332 ,1333 ,1334 ,1363 ,1365 ,1367 ,1368 ,1369 ,1370 ,1371 ,1372 ,1374 ,1377 ,1378 ,1382 ,1413 ,1475 ,1514 ,1523 ,1524 ,1626 ,1627 ,1629 ,1630 ,1631 ,1632 ,1633 ,1635 ,1637 ,1638 ,1643 ,1644 ,1645 ,1646 ,1647 ,1648 ,1649 ,1650 ,1651 ,1652 ,1654 ,1660 ,1661 ,1663 ,1664 ,1665 ,1666 ,1667 ,1668 ,1669 ,1670 ,1671 ,1676 ,1677 ,1678 ,1679 ,1680 ,1681 ,1682 ,1683 ,1695 ,1696 ,1697 ,1698 ,1699 ,1700 ,1705 ,1706 ,1707 ,1708 ,1714
FIAT	4372331	882040-4	424 ,425 ,426 ,427 ,429 ,431 ,443 ,706 ,707 ,708 ,709 ,715 ,716 ,1311 ,1714
FIAT	4373603	882041-4	
FIAT	4424174	862034-4	428
FIAT	4630627	882053-4	
FIAT	46403681	852015-4	427 ,707 ,708 ,1065 ,1422 ,1467
FIAT	46406854	852001-4	425 ,706
FIAT	46407749	852023-4	424 ,706
FIAT	46413806	852074-4	431 ,443 ,709 ,715 ,716
FIAT	46413807	862075-4	431 ,443 ,709 ,715 ,716
FIAT	46416321	862048-4	21 ,22 ,432 ,433 ,591 ,709 ,710 ,1076 ,1264 ,1413 ,1477
FIAT	46423334	862073-4	432 ,710



# OE- Reference

OE- Manu.	Reference-No.	SM-No.	On Page
FIAT	46423334	862073-4	432 ,710
FIAT	46427459	852023-4	424 ,706
FIAT	46436047	915001-8	22 ,23 ,24 ,25 ,26 ,27 ,96 ,99 ,100 ,101 ,102 ,103 ,104 ,107 ,108 ,110 ,111 ,118 ,119 ,120 ,121 ,122 ,128 ,129 ,138 ,140 ,142 ,199 ,200 ,202 ,203 ,204 ,206 ,207 ,208 ,210 ,211 ,212 ,286 ,287 ,289 ,290 ,292 ,293 ,295 ,302 ,303 ,304 ,307 ,321 ,323 ,341 ,424 ,425 ,426 ,427 ,428 ,430 ,431 ,432 ,433 ,435 ,439 ,443 ,444 ,514 ,515 ,516 ,518 ,519 ,530 ,553 ,563 ,623 ,659 ,697 ,706 ,707 ,708 ,709 ,710 ,712 ,713 ,715 ,716 ,717 ,732 ,735 ,784 ,881 ,993 ,994 ,1025 ,1026 ,1027 ,1073 ,1119 ,1120 ,1121 ,1123 ,1124 ,1125 ,1126 ,1128 ,1130 ,1136 ,1137 ,1158 ,1159 ,1161 ,1224 ,1225 ,1227 ,1232 ,1233 ,1235 ,1236 ,1238 ,1239 ,1255 ,1266 ,1267 ,1311 ,1312 ,1313 ,1314 ,1315 ,1317 ,1318 ,1319 ,1320 ,1321 ,1322 ,1323 ,1325 ,1326 ,1327 ,1328 ,1331 ,1332 ,1333 ,1334 ,1363 ,1365 ,1367 ,1368 ,1369 ,1370 ,1371 ,1372 ,1374 ,1377 ,1378 ,1382 ,1413 ,1475 ,1514 ,1523 ,1524 ,1626 ,1627 ,1629 ,1630 ,1631 ,1632 ,1633 ,1635 ,1637 ,1638 ,1643 ,1644 ,1645 ,1646 ,1647 ,1648 ,1649 ,1650 ,1651 ,1652 ,1654 ,1660 ,1661 ,1663 ,1664 ,1665 ,1666 ,1667 ,1668 ,1669 ,1670 ,1671 ,1676 ,1677 ,1678 ,1679 ,1680 ,1681 ,1682 ,1683 ,1695 ,1696 ,1697 ,1698 ,1699 ,1700 ,1705 ,1706 ,1707 ,1708 ,1714
FIAT	46436048	852005-4	426 ,427 ,443 ,707 ,715 ,1714
FIAT	46440885	915001-8	22 ,23 ,24 ,25 ,26 ,27 ,96 ,99 ,100 ,101 ,102 ,103 ,104 ,107 ,108 ,110 ,111 ,118 ,119 ,120 ,121 ,122 ,128 ,129 ,138 ,140 ,142 ,199 ,200 ,202 ,203 ,204 ,206 ,207 ,208 ,210 ,211 ,212 ,286 ,287 ,289 ,290 ,292 ,293 ,295 ,302 ,303 ,304 ,307 ,321 ,323 ,341 ,424 ,425 ,426 ,427 ,428 ,430 ,431 ,432 ,433 ,435 ,439 ,443 ,444 ,514 ,515 ,516 ,518 ,519 ,530 ,553 ,563 ,623 ,659 ,697 ,706 ,707 ,708 ,709 ,710 ,712 ,713 ,715 ,716 ,717 ,732 ,735 ,784 ,881 ,993 ,994 ,1025 ,1026 ,1027 ,1073 ,1119 ,1120 ,1121 ,1123 ,1124 ,1125 ,1126 ,1128 ,1130 ,1136 ,1137 ,1158 ,1159 ,1161 ,1224 ,1225 ,1227 ,1232 ,1233 ,1235 ,1236 ,1238 ,1239 ,1255 ,1266 ,1267 ,1311 ,1312 ,1313 ,1314 ,1315 ,1317 ,1318 ,1319 ,1320 ,1321 ,1322 ,1323 ,1325 ,1326 ,1327 ,1328 ,1331 ,1332 ,1333 ,1334 ,1363 ,1365 ,1367 ,1368 ,1369 ,1370 ,1371 ,1372 ,1374 ,1377 ,1378 ,1382 ,1413 ,1475 ,1514 ,1523 ,1524 ,1626 ,1627 ,1629 ,1630 ,1631 ,1632 ,1633 ,1635 ,1637 ,1638 ,1643 ,1644 ,1645 ,1646 ,1647 ,1648 ,1649 ,1650 ,1651 ,1652 ,1654 ,1660 ,1661 ,1663 ,1664 ,1665 ,1666 ,1667 ,1668 ,1669 ,1670 ,1671 ,1676 ,1677 ,1678 ,1679 ,1680 ,1681 ,1682 ,1683 ,1695 ,1696 ,1697 ,1698 ,1699 ,1700 ,1705 ,1706 ,1707 ,1708 ,1714
FIAT	46462158	852074-4	431 ,443 ,709 ,715 ,716
FIAT	46462159	862075-4	431 ,443 ,709 ,715 ,716
FIAT	46465330	974001-8	22 ,23 ,24 ,429 ,431 ,432 ,435 ,443 ,709 ,710 ,712 ,715 ,716 ,1225 ,1233 ,1235 ,1236 ,1265 ,1266 ,1267
FIAT	46470334	915097-8	32 ,94 ,96 ,99 ,103 ,104 ,106 ,108 ,109 ,110 ,111 ,112 ,113 ,114 ,121 ,122 ,123 ,124 ,125 ,126 ,127 ,128 ,129 ,130 ,131 ,132 ,137 ,138 ,139 ,140 ,141 ,142 ,143 ,146 ,199 ,200 ,203 ,204 ,205 ,207 ,208 ,209 ,210 ,211 ,212 ,215 ,216 ,241 ,243 ,245 ,246 ,247 ,248 ,249 ,250 ,251 ,252 ,253 ,258 ,259 ,291 ,292 ,293 ,301 ,302 ,303 ,307 ,308 ,314 ,322 ,330 ,331 ,332 ,333 ,334 ,375 ,376 ,380 ,430 ,431 ,443 ,446 ,518 ,521 ,560 ,569 ,575 ,589 ,590 ,591 ,592 ,593 ,594 ,597 ,623 ,626 ,659 ,660 ,661 ,690 ,714 ,716 ,717 ,721 ,722 ,723 ,732 ,735 ,879 ,880 ,881 ,882 ,883 ,884 ,885 ,886 ,887 ,889 ,890 ,891 ,892 ,898 ,903 ,904 ,932 ,936 ,974 ,975 ,978 ,993 ,994 ,995 ,1026 ,1027 ,1028 ,1030 ,1068 ,1069 ,1070 ,1072 ,1073 ,1074 ,1075 ,1077 ,1079 ,1080 ,1081 ,1121 ,1125 ,1126 ,1133 ,1134 ,1135 ,1136 ,1152 ,1153 ,1154 ,1155 ,1156 ,1158 ,1159 ,1160 ,1161 ,1225 ,1226 ,1232 ,1235 ,1238 ,1239 ,1255 ,1264 ,1265 ,1311 ,1315 ,1316 ,1319 ,1322 ,1323 ,1324 ,1325 ,1327 ,1328 ,1329 ,1330 ,1331 ,1332 ,1333 ,1334 ,1363 ,1365 ,1366 ,1367 ,1368 ,1370 ,1371 ,1372 ,1373 ,1374 ,1375 ,1376 ,1377 ,1378 ,1379 ,1382 ,1386 ,1387 ,1396 ,1407 ,1412 ,1418 ,1470 ,1471 ,1472 ,1473 ,1474 ,1475 ,1476 ,1477 ,1478 ,1479 ,1480 ,1481 ,1482 ,1517 ,1521 ,1626 ,1633 ,1636 ,1638 ,1639 ,1642 ,1643 ,1646 ,1649 ,1652 ,1653 ,1654 ,1655 ,1658 ,1661 ,1662 ,1663 ,1667 ,1668 ,1669 ,1670 ,1671 ,1672 ,1673 ,1678 ,1679 ,1680 ,1682 ,1683 ,1684 ,1685 ,1686 ,1687 ,1689 ,1695 ,1696 ,1697 ,1698 ,1699 ,1700 ,1705 ,1707 ,1708
FIAT	46471639	862016-4	427 ,707 ,708 ,1065 ,1422 ,1467
FIAT	4647763	882054-4	
FIAT	46514754	862002-4	425 ,426 ,706 ,707
FIAT	46517325	852074-4	431 ,443 ,709 ,715 ,716
FIAT	46518930	852011-4	20 ,240 ,258 ,425 ,505 ,507 ,519 ,553 ,706 ,784 ,787 ,1064 ,1119 ,1407 ,1411 ,1422 ,1466
FIAT	46518931	862012-4	240 ,425 ,505 ,706 ,787 ,1064 ,1407 ,1411 ,1422 ,1466
FIAT	46527855	852045-4	432 ,433 ,710
FIAT	46527856	862046-4	432 ,433 ,710
FIAT	46553046	852005-4	426 ,427 ,443 ,707 ,715 ,1714
FIAT	46553048	852015-4	427 ,707 ,708 ,1065 ,1422 ,1467

# OE- Reference



OE- Manu.	Reference-No.	SM-No.	On Page
FIAT	46553048	852015-4	427 ,707 ,708 ,1065 ,1422 ,1467
FIAT	46556651	915097-8	32 ,94 ,96 ,99 ,103 ,104 ,106 ,108 ,109 ,110 ,111 ,112 ,113 ,114 ,121 ,122 ,123 ,124 ,125 ,126 ,127 ,128 ,129 ,130 ,131 ,132 ,137 ,138 ,139 ,140 ,141 ,142 ,143 ,146 ,199 ,200 ,203 ,204 ,205 ,207 ,208 ,209 ,210 ,211 ,212 ,215 ,216 ,241 ,243 ,245 ,246 ,247 ,248 ,249 ,250 ,251 ,252 ,253 ,258 ,259 ,291 ,292 ,293 ,301 ,302 ,303 ,307 ,308 ,314 ,322 ,330 ,331 ,332 ,333 ,334 ,375 ,376 ,380 ,430 ,431 ,443 ,446 ,518 ,521 ,560 ,569 ,575 ,589 ,590 ,591 ,592 ,593 ,594 ,597 ,623 ,626 ,659 ,660 ,661 ,690 ,714 ,716 ,717 ,721 ,722 ,723 ,732 ,735 ,879 ,880 ,881 ,882 ,883 ,884 ,885 ,886 ,887 ,889 ,890 ,891 ,892 ,898 ,903 ,904 ,932 ,936 ,974 ,975 ,978 ,993 ,994 ,995 ,1026 ,1027 ,1028 ,1030 ,1068 ,1069 ,1070 ,1072 ,1073 ,1074 ,1075 ,1077 ,1079 ,1080 ,1081 ,1121 ,1125 ,1126 ,1133 ,1134 ,1135 ,1136 ,1152 ,1153 ,1154 ,1155 ,1156 ,1158 ,1159 ,1160 ,1161 ,1225 ,1226 ,1232 ,1235 ,1238 ,1239 ,1255 ,1264 ,1265 ,1311 ,1315 ,1316 ,1319 ,1322 ,1323 ,1324 ,1325 ,1327 ,1328 ,1329 ,1330 ,1331 ,1332 ,1333 ,1334 ,1363 ,1365 ,1366 ,1367 ,1368 ,1370 ,1371 ,1372 ,1373 ,1374 ,1375 ,1376 ,1377 ,1378 ,1379 ,1382 ,1386 ,1387 ,1396 ,1407 ,1412 ,1418 ,1470 ,1471 ,1472 ,1473 ,1474 ,1475 ,1476 ,1477 ,1478 ,1479 ,1480 ,1481 ,1482 ,1517 ,1521 ,1626 ,1633 ,1636 ,1638 ,1639 ,1642 ,1643 ,1646 ,1649 ,1652 ,1653 ,1654 ,1655 ,1658 ,1661 ,1662 ,1663 ,1667 ,1668 ,1669 ,1670 ,1671 ,1672 ,1673 ,1678 ,1679 ,1680 ,1682 ,1683 ,1684 ,1685 ,1686 ,1687 ,1689 ,1695 ,1696 ,1697 ,1698 ,1699 ,1700 ,1705 ,1707 ,1708
FIAT	4673608	862055-6	446 ,447 ,448 ,454 ,643
FIAT	46761369	852074-4	431 ,443 ,709 ,715 ,716
FIAT	46761370	862075-4	431 ,443 ,709 ,715 ,716
FIAT	46767972	973801-8	21 ,22 ,24 ,259 ,286 ,287 ,288 ,290 ,294 ,298 ,300 ,301 ,334 ,383 ,429 ,431 ,432 ,435 ,436 ,440 ,441 ,505 ,506 ,507 ,509 ,510 ,527 ,597 ,612 ,655 ,659 ,678 ,684 ,709 ,711 ,712 ,714 ,721 ,722 ,732 ,793 ,880 ,883 ,884 ,887 ,892 ,903 ,904 ,932 ,974 ,975 ,978 ,987 ,995 ,1028 ,1029 ,1067 ,1077 ,1078 ,1119 ,1120 ,1121 ,1122 ,1127 ,1131 ,1133 ,1134 ,1236 ,1237 ,1386 ,1387 ,1396 ,1412 ,1413 ,1414 ,1415 ,1431 ,1469 ,1478 ,1479 ,1512
FIAT	46787902	853531-4	21 ,22 ,24 ,258 ,430 ,431 ,432 ,435 ,592 ,709 ,711 ,1075 ,1264 ,1477
FIAT	46816601	882078-4	20 ,240 ,258 ,425 ,505 ,507 ,519 ,538 ,553 ,706 ,784 ,787 ,1064 ,1119 ,1407 ,1411 ,1422 ,1466
FIAT	4683025	852028-6 855125-40-6 855125-6	450 ,648
FIAT	4683026	862029-6	450 ,648
FIAT	4695850	852082-6	35 ,450 ,648
FIAT	4733258	882059-4	26 ,304 ,444 ,445 ,446 ,640 ,641 ,642 ,708 ,716 ,717 ,1082 ,1138 ,1239 ,1240 ,1247 ,1270 ,1334 ,1482 ,1483
FIAT	4757358	852052-4	26 ,149 ,304 ,444 ,445 ,446 ,528 ,640 ,641 ,642 ,716 ,717 ,1003 ,1082 ,1137 ,1138 ,1239 ,1240 ,1247 ,1270 ,1334 ,1482 ,1483
FIAT	4784888	852056-6	448 ,449 ,454 ,644 ,645
FIAT	4784889	862057-6	448 ,449 ,454 ,644 ,645
FIAT	4789890	862057-6	448 ,449 ,454 ,644 ,645
FIAT	4797715	852084-4	451 ,648 ,649
FIAT	4802126	882062-6	446 ,447 ,448 ,449 ,454 ,455 ,644 ,645
FIAT	4803805	852056-6	448 ,449 ,454 ,644 ,645
FIAT	4806717	862057-6	448 ,449 ,454 ,644 ,645
FIAT	4806718	862057-6	448 ,449 ,454 ,644 ,645
FIAT	4813201	862085-4	451 ,648
FIAT	4821711	862063-6	645
FIAT	4824416	852056-6	448 ,449 ,454 ,644 ,645
FIAT	4824417	852056-6	448 ,449 ,454 ,644 ,645
FIAT	4846130	852086-4	451 ,648
FIAT	4860107	862063-6	645
FIAT	5001836573	862092-4	26 ,149 ,304 ,444 ,445 ,446 ,641 ,642 ,716 ,717 ,1003 ,1138 ,1240 ,1247 ,1334
FIAT	500354687	862079-6	35 ,336 ,645 ,646
FIAT	500355776	852080-2	336 ,531 ,647
FIAT	500355779	862081-2	531 ,647
FIAT	500362855	852029-4	303 ,444 ,640 ,1003 ,1136
FIAT	500362856	862030-4	303 ,444 ,640 ,1003 ,1136
FIAT	504042363	862079-6	35 ,336 ,645 ,646
FIAT	504042366	852080-2	336 ,531 ,647
FIAT	504042367	862081-2	531 ,647
FIAT	504069199	852029-4	303 ,444 ,640 ,1003 ,1136
FIAT	504069200	852052-4	26 ,149 ,304 ,444 ,445 ,446 ,528 ,640 ,641 ,642 ,716 ,717 ,1003 ,1082 ,1137 ,1138 ,1239 ,1240 ,1247 ,1270 ,1334 ,1482 ,1483



# OE- Reference

OE- Manu.	Reference-No.	SM-No.	On Page
FIAT	504069200	852052-4	26 ,149 ,304 ,444 ,445 ,446 ,528 ,640 ,641 ,642 ,716 ,717 ,1003 ,1082 ,1137 ,1138 ,1239 ,1240 ,1247 ,1270 ,1334 ,1482 ,1483
FIAT	504378070	862030-4	303 ,444 ,640 ,1003 ,1136
FIAT	55183592	852074-4	431 ,443 ,709 ,715 ,716
FIAT	55192067	852074-4	431 ,443 ,709 ,715 ,716
FIAT	55195680	852011-4	20 ,240 ,258 ,425 ,505 ,507 ,519 ,553 ,706 ,784 ,787 ,1064 ,1119 ,1407 ,1411 ,1422 ,1466
FIAT	55196738	862075-4	431 ,443 ,709 ,715 ,716
FIAT	55202685	862012-4	240 ,425 ,505 ,706 ,787 ,1064 ,1407 ,1411 ,1422 ,1466
FIAT	55205183	863532-4	21 ,22 ,24 ,258 ,429 ,430 ,431 ,432 ,435 ,592 ,708 ,709 ,711 ,1073 ,1075 ,1076 ,1264 ,1475 ,1477 ,1478
FIAT	55206431	853531-4	21 ,22 ,24 ,258 ,430 ,431 ,432 ,435 ,592 ,709 ,711 ,1075 ,1264 ,1477
FIAT	55208213	862012-4	240 ,425 ,505 ,706 ,787 ,1064 ,1407 ,1411 ,1422 ,1466
FIAT	55219965	852011-4	20 ,240 ,258 ,425 ,505 ,507 ,519 ,553 ,706 ,784 ,787 ,1064 ,1119 ,1407 ,1411 ,1422 ,1466
FIAT	5801455560	970227-8	99 ,103 ,112 ,113 ,114 ,124 ,126 ,127 ,130 ,132 ,141 ,746 ,1153 ,1319 ,1322 ,1323 ,1324 ,1329 ,1330 ,1366 ,1367 ,1368 ,1370 ,1371 ,1373 ,1374 ,1375 ,1376 ,1642 ,1643 ,1649 ,1652 ,1662 ,1663 ,1671 ,1672 ,1673 ,1685
FIAT	5801551446	852080-2	336 ,531 ,647
FIAT	5930415	912801-8	94 ,95 ,96 ,97 ,98 ,99 ,100 ,104 ,105 ,106 ,107 ,108 ,113 ,115 ,116 ,117 ,118 ,119 ,120 ,121 ,125 ,126 ,138 ,139 ,140 ,202 ,209 ,210 ,211 ,322 ,425 ,428 ,429 ,430 ,431 ,433 ,434 ,438 ,439 ,441 ,443 ,512 ,514 ,518 ,519 ,521 ,552 ,553 ,554 ,591 ,597 ,696 ,697 ,708 ,709 ,712 ,1028 ,1076 ,1264 ,1314 ,1315 ,1316 ,1317 ,1319 ,1320 ,1323 ,1325 ,1326 ,1330 ,1331 ,1332 ,1334 ,1369 ,1413 ,1477 ,1513 ,1517 ,1626 ,1629 ,1630 ,1631 ,1632 ,1633 ,1634 ,1635 ,1636 ,1637 ,1638 ,1639 ,1640 ,1641 ,1642 ,1643 ,1644 ,1646 ,1647 ,1649 ,1650 ,1653 ,1654 ,1656 ,1657 ,1658 ,1659 ,1660 ,1661 ,1663 ,1664 ,1665 ,1666 ,1667 ,1668 ,1669 ,1671 ,1673 ,1674 ,1675 ,1676 ,1677 ,1678 ,1680 ,1684 ,1695 ,1696 ,1697 ,1706 ,1714 ,1715
FIAT	5942727	852001-4	425 ,706
FIAT	5942728	862002-4	425 ,426 ,706 ,707
FIAT	5959563	862024-4	424 ,706
FIAT	5959564	852023-4	424 ,706
FIAT	5963326	862024-4	424 ,706
FIAT	5973130	862024-4	424 ,706
FIAT	5975341	862013-4	4 ,429 ,438 ,439 ,713
FIAT	5990532	852037-4	23 ,434 ,711
FIAT	5990533	862040-4	23 ,434 ,711
FIAT	6000616511	853873-4	430 ,641 ,880 ,993 ,1027 ,1028 ,1073 ,1074 ,1232 ,1475 ,1476
FIAT	6000616567	973801-8	21 ,22 ,24 ,259 ,286 ,287 ,288 ,290 ,294 ,298 ,300 ,301 ,334 ,383 ,429 ,431 ,432 ,435 ,436 ,440 ,441 ,505 ,506 ,507 ,509 ,510 ,527 ,597 ,612 ,655 ,659 ,678 ,684 ,709 ,711 ,712 ,714 ,721 ,722 ,732 ,793 ,880 ,883 ,884 ,887 ,892 ,903 ,904 ,932 ,974 ,975 ,978 ,987 ,995 ,1028 ,1029 ,1067 ,1077 ,1078 ,1119 ,1120 ,1121 ,1122 ,1127 ,1131 ,1133 ,1134 ,1236 ,1237 ,1386 ,1387 ,1396 ,1412 ,1413 ,1414 ,1415 ,1431 ,1469 ,1478 ,1479 ,1512
FIAT	6000616570	915097-8	32 ,94 ,96 ,99 ,103 ,104 ,106 ,108 ,109 ,110 ,111 ,112 ,113 ,114 ,121 ,122 ,123 ,124 ,125 ,126 ,127 ,128 ,129 ,130 ,131 ,132 ,137 ,138 ,139 ,140 ,141 ,142 ,143 ,146 ,199 ,200 ,203 ,204 ,205 ,207 ,208 ,209 ,210 ,211 ,212 ,215 ,216 ,241 ,243 ,245 ,246 ,247 ,248 ,249 ,250 ,251 ,252 ,253 ,258 ,259 ,291 ,292 ,293 ,301 ,302 ,303 ,307 ,308 ,314 ,322 ,330 ,331 ,332 ,333 ,334 ,375 ,376 ,380 ,430 ,431 ,443 ,446 ,518 ,521 ,560 ,569 ,575 ,589 ,590 ,591 ,592 ,593 ,594 ,597 ,623 ,626 ,659 ,660 ,661 ,690 ,714 ,716 ,717 ,721 ,722 ,723 ,732 ,735 ,879 ,880 ,881 ,882 ,883 ,884 ,885 ,886 ,887 ,889 ,890 ,891 ,892 ,898 ,903 ,904 ,932 ,936 ,974 ,975 ,978 ,993 ,994 ,995 ,1026 ,1027 ,1028 ,1030 ,1068 ,1069 ,1070 ,1072 ,1073 ,1074 ,1075 ,1077 ,1079 ,1080 ,1081 ,1121 ,1125 ,1126 ,1133 ,1134 ,1135 ,1136 ,1152 ,1153 ,1154 ,1155 ,1156 ,1158 ,1159 ,1160 ,1161 ,1225 ,1226 ,1232 ,1235 ,1238 ,1239 ,1255 ,1264 ,1265 ,1311 ,1315 ,1316 ,1319 ,1322 ,1323 ,1324 ,1325 ,1327 ,1328 ,1329 ,1330 ,1331 ,1332 ,1333 ,1334 ,1363 ,1365 ,1366 ,1367 ,1368 ,1370 ,1371 ,1372 ,1373 ,1374 ,1375 ,1376 ,1377 ,1378 ,1379 ,1382 ,1386 ,1387 ,1396 ,1407 ,1412 ,1418 ,1470 ,1471 ,1472 ,1473 ,1474 ,1475 ,1476 ,1477 ,1478 ,1479 ,1480 ,1481 ,1482 ,1517 ,1521 ,1626 ,1633 ,1636 ,1638 ,1639 ,1642 ,1643 ,1646 ,1649 ,1652 ,1653 ,1654 ,1655 ,1658 ,1661 ,1662 ,1663 ,1667 ,1668 ,1669 ,1670 ,1671 ,1672 ,1673 ,1678 ,1679 ,1680 ,1682 ,1683 ,1684 ,1685 ,1686 ,1687 ,1689 ,1695 ,1696 ,1697 ,1698 ,1699 ,1700 ,1705 ,1707 ,1708
FIAT	60674496	862044-4	22 ,24 ,432 ,433 ,435 ,710 ,712
FIAT	60808694	852039-4	23 ,434 ,711
FIAT	60811153	852043-4	22 ,23 ,24 ,432 ,433 ,435 ,710 ,712
FIAT	60811154	862044-4	22 ,24 ,432 ,433 ,435 ,710 ,712
FIAT	60811882	974001-8	22 ,23 ,24 ,429 ,431 ,432 ,435 ,443 ,709 ,710 ,712 ,715 ,716 ,1225 ,1233 ,1235 ,1236 ,1265 ,1266 ,1267

# OE- Reference



OE- Manu.	Reference-No.	SM-No.	On Page
FIAT	60811882	974001-8	22 ,23 ,24 ,429 ,431 ,432 ,435 ,443 ,709 ,710 ,712 ,715 ,716 ,1225 ,1233 ,1235 ,1236 ,1265 ,1266 ,1267
FIAT	60812654	974001-8	22 ,23 ,24 ,429 ,431 ,432 ,435 ,443 ,709 ,710 ,712 ,715 ,716 ,1225 ,1233 ,1235 ,1236 ,1265 ,1266 ,1267
FIAT	60814604	862048-4	21 ,22 ,432 ,433 ,591 ,709 ,710 ,1076 ,1264 ,1413 ,1477
FIAT	60814605	852047-4	21 ,22 ,432 ,433 ,591 ,709 ,710 ,1076 ,1264 ,1413 ,1477
FIAT	60816025	862048-4	21 ,22 ,432 ,433 ,591 ,709 ,710 ,1076 ,1264 ,1413 ,1477
FIAT	60816038	852047-4	21 ,22 ,432 ,433 ,591 ,709 ,710 ,1076 ,1264 ,1413 ,1477
FIAT	61315973	862067-6	449 ,646
FIAT	61316814	852066-6	449 ,646
FIAT	61318428	852066-6	449 ,646
FIAT	61320722	852066-6	449 ,646
FIAT	61320865	852066-6	449 ,646
FIAT	61321255	862067-6	449 ,646
FIAT	71739277	853583-4 853585-4	26 ,252 ,442 ,593 ,1079 ,1265 ,1407 ,1480 ,1481
FIAT	71739320	863584-4	26 ,252 ,442 ,593 ,1079 ,1265 ,1407 ,1480 ,1481
FIAT	71739686	863584-4	26 ,252 ,442 ,593 ,1079 ,1265 ,1407 ,1480 ,1481
FIAT	71745417	862073-4	432 ,710
FIAT	7301820	852052-4	26 ,149 ,304 ,444 ,445 ,446 ,528 ,640 ,641 ,642 ,716 ,717 ,1003 ,1082 ,1137 ,1138 ,1239 ,1240 ,1247 ,1270 ,1334 ,1482 ,1483
FIAT	7301821	862053-4	26 ,149 ,444 ,445 ,640 ,641 ,717 ,1137 ,1239 ,1240 ,1247 ,1270 ,1334
FIAT	73503122	974001-8	22 ,23 ,24 ,429 ,431 ,432 ,435 ,443 ,709 ,710 ,712 ,715 ,716 ,1225 ,1233 ,1235 ,1236 ,1265 ,1266 ,1267
FIAT	7547158	852039-4	23 ,434 ,711
FIAT	7553616	915001-8	22 ,23 ,24 ,25 ,26 ,27 ,96 ,99 ,100 ,101 ,102 ,103 ,104 ,107 ,108 ,110 ,111 ,118 ,119 ,120 ,121 ,122 ,128 ,129 ,138 ,140 ,142 ,199 ,200 ,202 ,203 ,204 ,206 ,207 ,208 ,210 ,211 ,212 ,286 ,287 ,289 ,290 ,292 ,293 ,295 ,302 ,303 ,304 ,307 ,321 ,323 ,341 ,424 ,425 ,426 ,427 ,428 ,430 ,431 ,432 ,433 ,435 ,439 ,443 ,444 ,514 ,515 ,516 ,518 ,519 ,530 ,553 ,563 ,623 ,659 ,697 ,706 ,707 ,708 ,709 ,710 ,712 ,713 ,715 ,716 ,717 ,732 ,735 ,784 ,881 ,993 ,994 ,1025 ,1026 ,1027 ,1073 ,1119 ,1120 ,1121 ,1123 ,1124 ,1125 ,1126 ,1128 ,1130 ,1136 ,1137 ,1158 ,1159 ,1161 ,1224 ,1225 ,1227 ,1232 ,1233 ,1235 ,1236 ,1238 ,1239 ,1255 ,1266 ,1267 ,1311 ,1312 ,1313 ,1314 ,1315 ,1317 ,1318 ,1319 ,1320 ,1321 ,1322 ,1323 ,1325 ,1326 ,1327 ,1328 ,1331 ,1332 ,1333 ,1334 ,1363 ,1365 ,1367 ,1368 ,1369 ,1370 ,1371 ,1372 ,1374 ,1377 ,1378 ,1382 ,1413 ,1475 ,1514 ,1523 ,1524 ,1626 ,1627 ,1629 ,1630 ,1631 ,1632 ,1633 ,1635 ,1637 ,1638 ,1643 ,1644 ,1645 ,1646 ,1647 ,1648 ,1649 ,1650 ,1651 ,1652 ,1654 ,1660 ,1661 ,1663 ,1664 ,1665 ,1666 ,1667 ,1668 ,1669 ,1670 ,1671 ,1676 ,1677 ,1678 ,1679 ,1680 ,1681 ,1682 ,1683 ,1695 ,1696 ,1697 ,1698 ,1699 ,1700 ,1705 ,1706 ,1707 ,1708 ,1714
FIAT	7574739	852090-4	439 ,712
FIAT	7574742	862091-4	439 ,712 ,713
FIAT	7581344	915001-8	22 ,23 ,24 ,25 ,26 ,27 ,96 ,99 ,100 ,101 ,102 ,103 ,104 ,107 ,108 ,110 ,111 ,118 ,119 ,120 ,121 ,122 ,128 ,129 ,138 ,140 ,142 ,199 ,200 ,202 ,203 ,204 ,206 ,207 ,208 ,210 ,211 ,212 ,286 ,287 ,289 ,290 ,292 ,293 ,295 ,302 ,303 ,304 ,307 ,321 ,323 ,341 ,424 ,425 ,426 ,427 ,428 ,430 ,431 ,432 ,433 ,435 ,439 ,443 ,444 ,514 ,515 ,516 ,518 ,519 ,530 ,553 ,563 ,623 ,659 ,697 ,706 ,707 ,708 ,709 ,710 ,712 ,713 ,715 ,716 ,717 ,732 ,735 ,784 ,881 ,993 ,994 ,1025 ,1026 ,1027 ,1073 ,1119 ,1120 ,1121 ,1123 ,1124 ,1125 ,1126 ,1128 ,1130 ,1136 ,1137 ,1158 ,1159 ,1161 ,1224 ,1225 ,1227 ,1232 ,1233 ,1235 ,1236 ,1238 ,1239 ,1255 ,1266 ,1267 ,1311 ,1312 ,1313 ,1314 ,1315 ,1317 ,1318 ,1319 ,1320 ,1321 ,1322 ,1323 ,1325 ,1326 ,1327 ,1328 ,1331 ,1332 ,1333 ,1334 ,1363 ,1365 ,1367 ,1368 ,1369 ,1370 ,1371 ,1372 ,1374 ,1377 ,1378 ,1382 ,1413 ,1475 ,1514 ,1523 ,1524 ,1626 ,1627 ,1629 ,1630 ,1631 ,1632 ,1633 ,1635 ,1637 ,1638 ,1643 ,1644 ,1645 ,1646 ,1647 ,1648 ,1649 ,1650 ,1651 ,1652 ,1654 ,1660 ,1661 ,1663 ,1664 ,1665 ,1666 ,1667 ,1668 ,1669 ,1670 ,1671 ,1676 ,1677 ,1678 ,1679 ,1680 ,1681 ,1682 ,1683 ,1695 ,1696 ,1697 ,1698 ,1699 ,1700 ,1705 ,1706 ,1707 ,1708 ,1714
FIAT	7582158	915001-8	22 ,23 ,24 ,25 ,26 ,27 ,96 ,99 ,100 ,101 ,102 ,103 ,104 ,107 ,108 ,110 ,111 ,118 ,119 ,120 ,121 ,122 ,128 ,129 ,138 ,140 ,142 ,199 ,200 ,202 ,203 ,204 ,206 ,207 ,208 ,210 ,211 ,212 ,286 ,287 ,289 ,290 ,292 ,293 ,295 ,302 ,303 ,304 ,307 ,321 ,323 ,341 ,424 ,425 ,426 ,427 ,428 ,430 ,431 ,432 ,433 ,435 ,439 ,443 ,444 ,514 ,515 ,516 ,518 ,519 ,530 ,553 ,563 ,623 ,659 ,697 ,706 ,707 ,708 ,709 ,710 ,712 ,713 ,715 ,716 ,717 ,732 ,735 ,784 ,881 ,993 ,994 ,1025 ,1026 ,1027 ,1073 ,1119 ,1120 ,1121 ,1123 ,1124 ,1125 ,1126 ,1128 ,1130 ,1136 ,1137 ,1158 ,1159 ,1161 ,1224 ,1225 ,1227 ,1232 ,1233 ,1235 ,1236 ,1238 ,1239 ,1255 ,1266 ,1267 ,1311 ,1312 ,1313 ,1314 ,1315 ,1317 ,1318 ,1319 ,1320 ,1321 ,1322 ,1323 ,1325 ,1326 ,1327 ,1328 ,1331 ,1332 ,1333 ,1334 ,1363 ,1365 ,1367 ,1368 ,1369 ,1370 ,1371 ,1372 ,1374 ,1377 ,1378 ,1382 ,1413 ,1475 ,1514 ,1523 ,1524 ,1626 ,1627 ,1629 ,1630 ,1631 ,1632 ,1633 ,1635 ,1637 ,1638 ,1643 ,1644 ,1645 ,1646 ,1647 ,1648 ,1649 ,1650 ,1651 ,1652 ,1654 ,1660 ,1661 ,1663 ,1664 ,1665 ,1666 ,1667 ,1668 ,1669 ,1670 ,1671 ,1676 ,1677 ,1678 ,1679 ,1680 ,1681 ,1682 ,1683 ,1695 ,1696 ,1697 ,1698 ,1699 ,1700 ,1705 ,1706 ,1707 ,1708 ,1714





# OE- Reference

OE- Manu.	Reference-No.	SM-No.	On Page
FIAT	7582158	915001-8	22 ,23 ,24 ,25 ,26 ,27 ,96 ,99 ,100 ,101 ,102 ,103 ,104 ,107 ,108 ,110 ,111 ,118 ,119 ,120 ,121 ,122 ,128 ,129 ,138 ,140 ,142 ,199 ,200 ,202 ,203 ,204 ,206 ,207 ,208 ,210 ,211 ,212 ,286 ,287 ,289 ,290 ,292 ,293 ,295 ,302 ,303 ,304 ,307 ,321 ,323 ,341 ,424 ,425 ,426 ,427 ,428 ,430 ,431 ,432 ,433 ,435 ,439 ,443 ,444 ,514 ,515 ,516 ,518 ,519 ,530 ,553 ,563 ,623 ,659 ,697 ,706 ,707 ,708 ,709 ,710 ,712 ,713 ,715 ,716 ,717 ,732 ,735 ,784 ,881 ,993 ,994 ,1025 ,1026 ,1027 ,1073 ,1119 ,1120 ,1121 ,1123 ,1124 ,1125 ,1126 ,1128 ,1130 ,1136 ,1137 ,1158 ,1159 ,1161 ,1224 ,1225 ,1227 ,1232 ,1233 ,1235 ,1236 ,1238 ,1239 ,1255 ,1266 ,1267 ,1311 ,1312 ,1313 ,1314 ,1315 ,1317 ,1318 ,1319 ,1320 ,1321 ,1322 ,1323 ,1325 ,1326 ,1327 ,1328 ,1331 ,1332 ,1333 ,1334 ,1363 ,1365 ,1367 ,1368 ,1369 ,1370 ,1371 ,1372 ,1374 ,1377 ,1378 ,1382 ,1413 ,1475 ,1514 ,1523 ,1524 ,1626 ,1627 ,1629 ,1630 ,1631 ,1632 ,1633 ,1635 ,1637 ,1638 ,1643 ,1644 ,1645 ,1646 ,1647 ,1648 ,1649 ,1650 ,1651 ,1652 ,1654 ,1660 ,1661 ,1663 ,1664 ,1665 ,1666 ,1667 ,1668 ,1669 ,1670 ,1671 ,1676 ,1677 ,1678 ,1679 ,1680 ,1681 ,1682 ,1683 ,1695 ,1696 ,1697 ,1698 ,1699 ,1700 ,1705 ,1706 ,1707 ,1708 ,1714
FIAT	7588577	862038-4	434 ,711
FIAT	7597565	862042-4	434
FIAT	7597566	852041-4	434
FIAT	7616998	882042-4	439 ,712 ,713
FIAT	7650355	915001-8	22 ,23 ,24 ,25 ,26 ,27 ,96 ,99 ,100 ,101 ,102 ,103 ,104 ,107 ,108 ,110 ,111 ,118 ,119 ,120 ,121 ,122 ,128 ,129 ,138 ,140 ,142 ,199 ,200 ,202 ,203 ,204 ,206 ,207 ,208 ,210 ,211 ,212 ,286 ,287 ,289 ,290 ,292 ,293 ,295 ,302 ,303 ,304 ,307 ,321 ,323 ,341 ,424 ,425 ,426 ,427 ,428 ,430 ,431 ,432 ,433 ,435 ,439 ,443 ,444 ,514 ,515 ,516 ,518 ,519 ,530 ,553 ,563 ,623 ,659 ,697 ,706 ,707 ,708 ,709 ,710 ,712 ,713 ,715 ,716 ,717 ,732 ,735 ,784 ,881 ,993 ,994 ,1025 ,1026 ,1027 ,1073 ,1119 ,1120 ,1121 ,1123 ,1124 ,1125 ,1126 ,1128 ,1130 ,1136 ,1137 ,1158 ,1159 ,1161 ,1224 ,1225 ,1227 ,1232 ,1233 ,1235 ,1236 ,1238 ,1239 ,1255 ,1266 ,1267 ,1311 ,1312 ,1313 ,1314 ,1315 ,1317 ,1318 ,1319 ,1320 ,1321 ,1322 ,1323 ,1325 ,1326 ,1327 ,1328 ,1331 ,1332 ,1333 ,1334 ,1363 ,1365 ,1367 ,1368 ,1369 ,1370 ,1371 ,1372 ,1374 ,1377 ,1378 ,1382 ,1413 ,1475 ,1514 ,1523 ,1524 ,1626 ,1627 ,1629 ,1630 ,1631 ,1632 ,1633 ,1635 ,1637 ,1638 ,1643 ,1644 ,1645 ,1646 ,1647 ,1648 ,1649 ,1650 ,1651 ,1652 ,1654 ,1660 ,1661 ,1663 ,1664 ,1665 ,1666 ,1667 ,1668 ,1669 ,1670 ,1671 ,1676 ,1677 ,1678 ,1679 ,1680 ,1681 ,1682 ,1683 ,1695 ,1696 ,1697 ,1698 ,1699 ,1700 ,1705 ,1706 ,1707 ,1708 ,1714
FIAT	7666227	862002-4	425 ,426 ,706 ,707
FIAT	7666228	852001-4	425 ,706
FIAT	7722907	852090-4	439 ,712
FIAT	7735898	852088-4	23 ,432 ,433 ,710
FIAT	7735899	862090-4	23 ,432 ,433 ,710
FIAT	7736408	862024-4	424 ,706
FIAT	7766564	852043-4	22 ,23 ,24 ,432 ,433 ,435 ,710 ,712
FIAT	7766565	862044-4	22 ,24 ,432 ,433 ,435 ,710 ,712
FIAT	7770334	852005-4	426 ,427 ,443 ,707 ,715 ,1714
FIAT	7783225	862046-4	432 ,433 ,710
FIAT	7783841	862024-4	424 ,706
FIAT	7798620	852045-4	432 ,433 ,710
FIAT	7958073	862091-4	439 ,712 ,713
FIAT	8823549	862002-4	425 ,426 ,706 ,707
FIAT	9301337280	973715-8	299 ,302 ,304 ,341 ,440 ,715 ,1132 ,1135 ,1137 ,1238
FIAT	9400956289	915001-8	22 ,23 ,24 ,25 ,26 ,27 ,96 ,99 ,100 ,101 ,102 ,103 ,104 ,107 ,108 ,110 ,111 ,118 ,119 ,120 ,121 ,122 ,128 ,129 ,138 ,140 ,142 ,199 ,200 ,202 ,203 ,204 ,206 ,207 ,208 ,210 ,211 ,212 ,286 ,287 ,289 ,290 ,292 ,293 ,295 ,302 ,303 ,304 ,307 ,321 ,323 ,341 ,424 ,425 ,426 ,427 ,428 ,430 ,431 ,432 ,433 ,435 ,439 ,443 ,444 ,514 ,515 ,516 ,518 ,519 ,530 ,553 ,563 ,623 ,659 ,697 ,706 ,707 ,708 ,709 ,710 ,712 ,713 ,715 ,716 ,717 ,732 ,735 ,784 ,881 ,993 ,994 ,1025 ,1026 ,1027 ,1073 ,1119 ,1120 ,1121 ,1123 ,1124 ,1125 ,1126 ,1128 ,1130 ,1136 ,1137 ,1158 ,1159 ,1161 ,1224 ,1225 ,1227 ,1232 ,1233 ,1235 ,1236 ,1238 ,1239 ,1255 ,1266 ,1267 ,1311 ,1312 ,1313 ,1314 ,1315 ,1317 ,1318 ,1319 ,1320 ,1321 ,1322 ,1323 ,1325 ,1326 ,1327 ,1328 ,1331 ,1332 ,1333 ,1334 ,1363 ,1365 ,1367 ,1368 ,1369 ,1370 ,1371 ,1372 ,1374 ,1377 ,1378 ,1382 ,1413 ,1475 ,1514 ,1523 ,1524 ,1626 ,1627 ,1629 ,1630 ,1631 ,1632 ,1633 ,1635 ,1637 ,1638 ,1643 ,1644 ,1645 ,1646 ,1647 ,1648 ,1649 ,1650 ,1651 ,1652 ,1654 ,1660 ,1661 ,1663 ,1664 ,1665 ,1666 ,1667 ,1668 ,1669 ,1670 ,1671 ,1676 ,1677 ,1678 ,1679 ,1680 ,1681 ,1682 ,1683 ,1695 ,1696 ,1697 ,1698 ,1699 ,1700 ,1705 ,1706 ,1707 ,1708 ,1714

# OE- Reference



OE- Manu.	Reference-No.	SM-No.	On Page
FIAT	9400956289	915001-8	22 ,23 ,24 ,25 ,26 ,27 ,96 ,99 ,100 ,101 ,102 ,103 ,104 ,107 ,108 ,110 ,111 ,118 ,119 ,120 ,121 ,122 ,128 ,129 ,138 ,140 ,142 ,199 ,200 ,202 ,203 ,204 ,206 ,207 ,208 ,210 ,211 ,212 ,286 ,287 ,289 ,290 ,292 ,293 ,295 ,302 ,303 ,304 ,307 ,321 ,323 ,341 ,424 ,425 ,426 ,427 ,428 ,430 ,431 ,432 ,433 ,435 ,439 ,443 ,444 ,514 ,515 ,516 ,518 ,519 ,530 ,553 ,563 ,623 ,659 ,697 ,706 ,707 ,708 ,709 ,710 ,712 ,713 ,715 ,716 ,717 ,732 ,735 ,784 ,881 ,993 ,994 ,1025 ,1026 ,1027 ,1073 ,1119 ,1120 ,1121 ,1123 ,1124 ,1125 ,1126 ,1128 ,1130 ,1136 ,1137 ,1158 ,1159 ,1161 ,1224 ,1225 ,1227 ,1232 ,1233 ,1235 ,1236 ,1238 ,1239 ,1255 ,1266 ,1267 ,1311 ,1312 ,1313 ,1314 ,1315 ,1317 ,1318 ,1319 ,1320 ,1321 ,1322 ,1323 ,1325 ,1326 ,1327 ,1328 ,1331 ,1332 ,1333 ,1334 ,1363 ,1365 ,1367 ,1368 ,1369 ,1370 ,1371 ,1372 ,1374 ,1377 ,1378 ,1382 ,1413 ,1475 ,1514 ,1523 ,1524 ,1626 ,1627 ,1629 ,1630 ,1631 ,1632 ,1633 ,1635 ,1637 ,1638 ,1643 ,1644 ,1645 ,1646 ,1647 ,1648 ,1649 ,1650 ,1651 ,1652 ,1654 ,1660 ,1661 ,1663 ,1664 ,1665 ,1666 ,1667 ,1668 ,1669 ,1670 ,1671 ,1676 ,1677 ,1678 ,1679 ,1680 ,1681 ,1682 ,1683 ,1695 ,1696 ,1697 ,1698 ,1699 ,1700 ,1705 ,1706 ,1707 ,1708 ,1714
FIAT	9400956389	915097-8	32 ,94 ,96 ,99 ,103 ,104 ,106 ,108 ,109 ,110 ,111 ,112 ,113 ,114 ,121 ,122 ,123 ,124 ,125 ,126 ,127 ,128 ,129 ,130 ,131 ,132 ,137 ,138 ,139 ,140 ,141 ,142 ,143 ,146 ,199 ,200 ,203 ,204 ,205 ,207 ,208 ,209 ,210 ,211 ,212 ,215 ,216 ,241 ,243 ,245 ,246 ,247 ,248 ,249 ,250 ,251 ,252 ,253 ,258 ,259 ,291 ,292 ,293 ,301 ,302 ,303 ,307 ,308 ,314 ,322 ,330 ,331 ,332 ,333 ,334 ,375 ,376 ,380 ,430 ,431 ,443 ,446 ,518 ,521 ,560 ,569 ,575 ,589 ,590 ,591 ,592 ,593 ,594 ,597 ,623 ,626 ,659 ,660 ,661 ,690 ,714 ,716 ,717 ,721 ,722 ,723 ,732 ,735 ,879 ,880 ,881 ,882 ,883 ,884 ,885 ,886 ,887 ,889 ,890 ,891 ,892 ,898 ,903 ,904 ,932 ,936 ,974 ,975 ,978 ,993 ,994 ,995 ,1026 ,1027 ,1028 ,1030 ,1068 ,1069 ,1070 ,1072 ,1073 ,1074 ,1075 ,1077 ,1079 ,1080 ,1081 ,1121 ,1125 ,1126 ,1133 ,1134 ,1135 ,1136 ,1152 ,1153 ,1154 ,1155 ,1156 ,1158 ,1159 ,1160 ,1161 ,1225 ,1226 ,1232 ,1235 ,1238 ,1239 ,1255 ,1264 ,1265 ,1311 ,1315 ,1316 ,1319 ,1322 ,1323 ,1324 ,1325 ,1327 ,1328 ,1329 ,1330 ,1331 ,1332 ,1333 ,1334 ,1363 ,1365 ,1366 ,1367 ,1368 ,1370 ,1371 ,1372 ,1373 ,1374 ,1375 ,1376 ,1377 ,1378 ,1379 ,1382 ,1386 ,1387 ,1396 ,1407 ,1412 ,1418 ,1470 ,1471 ,1472 ,1473 ,1474 ,1475 ,1476 ,1477 ,1478 ,1479 ,1480 ,1481 ,1482 ,1517 ,1521 ,1626 ,1633 ,1636 ,1638 ,1639 ,1642 ,1643 ,1646 ,1649 ,1652 ,1653 ,1654 ,1655 ,1658 ,1661 ,1662 ,1663 ,1667 ,1668 ,1669 ,1670 ,1671 ,1672 ,1673 ,1678 ,1679 ,1680 ,1682 ,1683 ,1684 ,1685 ,1686 ,1687 ,1689 ,1695 ,1696 ,1697 ,1698 ,1699 ,1700 ,1705 ,1708
FIAT	9464396380	973801-8	21 ,22 ,24 ,259 ,286 ,287 ,288 ,290 ,294 ,298 ,300 ,301 ,334 ,383 ,429 ,431 ,432 ,435 ,436 ,440 ,441 ,505 ,506 ,507 ,509 ,510 ,527 ,597 ,612 ,655 ,659 ,678 ,684 ,709 ,711 ,712 ,714 ,721 ,722 ,732 ,793 ,880 ,883 ,884 ,887 ,892 ,903 ,904 ,932 ,974 ,975 ,978 ,987 ,995 ,1028 ,1029 ,1067 ,1077 ,1078 ,1119 ,1120 ,1121 ,1122 ,1127 ,1131 ,1133 ,1134 ,1236 ,1237 ,1386 ,1387 ,1396 ,1412 ,1413 ,1414 ,1415 ,1431 ,1469 ,1478 ,1479 ,1512
FIAT	9569145580	483715-1	294 ,295 ,434 ,1127
FIAT	9604295780	863754-4	299 ,302 ,440 ,715 ,1132 ,1135
FIAT	9613735780	863734-4	293 ,294 ,295 ,296 ,297 ,433 ,434 ,435 ,436 ,437 ,597 ,614 ,698 ,1126 ,1127 ,1128 ,1129 ,1130 ,1131 ,1256 ,1413 ,1414 ,1418
FIAT	9613736080	863734-4	293 ,294 ,295 ,296 ,297 ,433 ,434 ,435 ,436 ,437 ,597 ,614 ,698 ,1126 ,1127 ,1128 ,1129 ,1130 ,1131 ,1256 ,1413 ,1414 ,1418
FIAT	9613736280	863734-4	293 ,294 ,295 ,296 ,297 ,433 ,434 ,435 ,436 ,437 ,597 ,614 ,698 ,1126 ,1127 ,1128 ,1129 ,1130 ,1131 ,1256 ,1413 ,1414 ,1418
FIAT	9630597380	853709-4	294 ,295 ,296 ,297 ,433 ,434 ,435 ,436 ,437 ,597 ,698 ,1126 ,1127 ,1128 ,1130 ,1131 ,1256 ,1413 ,1414
FIAT	9632372480	973801-8	21 ,22 ,24 ,259 ,286 ,287 ,288 ,290 ,294 ,298 ,300 ,301 ,334 ,383 ,429 ,431 ,432 ,435 ,436 ,440 ,441 ,505 ,506 ,507 ,509 ,510 ,527 ,597 ,612 ,655 ,659 ,678 ,684 ,709 ,711 ,712 ,714 ,721 ,722 ,732 ,793 ,880 ,883 ,884 ,887 ,892 ,903 ,904 ,932 ,974 ,975 ,978 ,987 ,995 ,1028 ,1029 ,1067 ,1077 ,1078 ,1119 ,1120 ,1121 ,1122 ,1127 ,1131 ,1133 ,1134 ,1236 ,1237 ,1386 ,1387 ,1396 ,1412 ,1413 ,1414 ,1415 ,1431 ,1469 ,1478 ,1479 ,1512
FIAT	9634437580	863773-4	249 ,298 ,299 ,300 ,301 ,384 ,440 ,441 ,524 ,547 ,713 ,714 ,715 ,1131 ,1132 ,1133 ,1134 ,1135 ,1414 ,1521
FIAT	9635318480	863771-4	249 ,300 ,440 ,524 ,547 ,616 ,617 ,681 ,713 ,714 ,1132 ,1133 ,1414
FIAT	963597380	853751-4	294 ,296 ,297 ,436 ,437 ,597 ,1126 ,1127 ,1130 ,1131 ,1256
FIAT	9636001780	863716-4	299 ,300 ,308 ,440 ,519 ,714 ,1132
FIAT	9640340380	883704-4	250 ,298 ,299 ,300 ,301 ,384 ,440 ,441 ,524 ,547 ,616 ,617 ,681 ,713 ,714 ,715 ,1131 ,1132 ,1133 ,1134 ,1135 ,1415
FIAT	9640840080	861108-4	288 ,428 ,509 ,510 ,544 ,987 ,1122 ,1412
FIAT	9645024780	851107-4	288 ,428 ,509 ,510 ,544 ,794 ,987 ,1122 ,1412 ,1512
FIAT	9650981280	973701-8	31 ,199 ,201 ,202 ,204 ,206 ,288 ,428 ,509 ,510 ,513 ,514 ,544 ,612 ,613 ,614 ,615 ,616 ,679 ,680 ,681 ,721 ,793 ,794 ,881 ,981 ,987 ,988 ,1074 ,1122 ,1256 ,1396 ,1412 ,1476 ,1512 ,1516 ,1521
FIAT	98479276	862083-6	35 ,450 ,648
FIAT	98480846	852082-6	35 ,450 ,648
FIAT	99432652	852056-6	448 ,449 ,454 ,644 ,645
FIAT	99432717	862057-6	448 ,449 ,454 ,644 ,645
FIAT	99432718	862057-6	448 ,449 ,454 ,644 ,645





# OE- Reference

OE- Manu.	Reference-No.	SM-No.	On Page
FIAT	99432718	862057-6	448 ,449 ,454 ,644 ,645
FIAT	99432837	862092-4	26 ,149 ,304 ,444 ,445 ,446 ,641 ,642 ,716 ,717 ,1003 ,1138 ,1240 ,1247 ,1334
FIAT	99438924	862063-6	645
FIAT	99444132	862087-4	35 ,451 ,648
FIAT	99452179	862083-6	35 ,450 ,648
FIAT	99456803	852078-6	35 ,336 ,645 ,646
FIAT	99457210	862079-6	35 ,336 ,645 ,646
FIAT	99457452	852086-4	451 ,648

FORD	1003734	972103-8	427 ,511 ,512 ,517 ,521 ,523 ,525 ,552
FORD	1004127	865016-6	881 ,1327 ,1661 ,1678
FORD	1004128	855013-6	881 ,1327 ,1661 ,1678
FORD	1005261	905008-1	100 ,101 ,102 ,514 ,515 ,1317 ,1318 ,1319 ,1320 ,1321 ,1369 ,1644 ,1645 ,1646 ,1647 ,1650
FORD	1007308	972103-8	427 ,511 ,512 ,517 ,521 ,523 ,525 ,552
FORD	1023591	862164-4	241 ,511 ,512 ,516 ,534 ,575
FORD	1023593	862186-4	517 ,522 ,523 ,546 ,547 ,552
FORD	1033898	862188-4	511 ,512 ,513 ,514 ,534 ,538 ,545 ,552 ,795
FORD	1033899	862186-4	517 ,522 ,523 ,546 ,547 ,552
FORD	1037330	972103-8	427 ,511 ,512 ,517 ,521 ,523 ,525 ,552
FORD	1037331	972103-8	427 ,511 ,512 ,517 ,521 ,523 ,525 ,552
FORD	1038606	862108-4	505 ,507 ,508 ,509 ,544
FORD	1041838	852185-4	517 ,522 ,523 ,546 ,547 ,552
FORD	1043175	972103-8	427 ,511 ,512 ,517 ,521 ,523 ,525 ,552
FORD	1051770	862132-4	506
FORD	1051771	862124-4	510 to 511
FORD	1051772	852131-4	506
FORD	1051773	852123-4	510 to 511
FORD	1053845	852111-4	517 ,522 ,523 ,545 ,546
FORD	1069529	862124-4	510 to 511
FORD	1072048	852183-4	511 ,513 ,514 ,534 ,538 ,545 ,795
FORD	1078429	862160-4	251 ,308 ,442 ,519 ,520 ,521 ,539 ,714 ,1415
FORD	1078433	852157-4	520 ,521 ,539
FORD	1079768	905008-1	100 ,101 ,102 ,514 ,515 ,1317 ,1318 ,1319 ,1320 ,1321 ,1369 ,1644 ,1645 ,1646 ,1647 ,1650
FORD	1096248	862118-4	527 ,528 ,548 ,613 ,679
FORD	1096249	852117-4	527 ,528 ,548
FORD	1096250	852117-4	527 ,528 ,548
FORD	1100677	975003-8	96 ,101 ,102 ,103 ,110 ,111 ,515 ,516 ,1318 ,1321 ,1322 ,1323 ,1328 ,1367 ,1368 ,1369 ,1370 ,1371 ,1372 ,1374 ,1633 ,1638 ,1645 ,1646 ,1647 ,1648 ,1651 ,1652 ,1654 ,1655 ,1666 ,1668 ,1669 ,1670 ,1671 ,1696
FORD	1101934	862184-4	513 ,534 ,538 ,545 ,795
FORD	1102685	862118-4	527 ,528 ,548 ,613 ,679
FORD	1113189	862190-4	511 ,512 ,513 ,514 ,534 ,538 ,544 ,545 ,794 ,795 ,1513
FORD	1113197	852113-4	520 ,521 ,534 ,539 ,552 ,1659
FORD	1118064	973801-8	21 ,22 ,24 ,259 ,286 ,287 ,288 ,290 ,294 ,298 ,300 ,301 ,334 ,383 ,429 ,431 ,432 ,435 ,436 ,440 ,441 ,505 ,506 ,507 ,509 ,510 ,527 ,597 ,612 ,655 ,659 ,678 ,684 ,709 ,711 ,712 ,714 ,721 ,722 ,732 ,793 ,880 ,883 ,884 ,887 ,892 ,903 ,904 ,932 ,974 ,975 ,978 ,987 ,995 ,1028 ,1029 ,1067 ,1077 ,1078 ,1119 ,1120 ,1121 ,1122 ,1127 ,1131 ,1133 ,1134 ,1236 ,1237 ,1386 ,1387 ,1396 ,1412 ,1413 ,1414 ,1415 ,1431 ,1469 ,1478 ,1479 ,1512

# OE- Reference



OE- Manu.	Reference-No.	SM-No.	On Page
FORD	1118064	973801-8	21 ,22 ,24 ,259 ,286 ,287 ,288 ,290 ,294 ,298 ,300 ,301 ,334 ,383 ,429 ,431 ,432 ,435 ,436 ,440 ,441 ,505 ,506 ,507 ,509 ,510 ,527 ,597 ,612 ,655 ,659 ,678 ,684 ,709 ,711 ,712 ,714 ,721 ,722 ,732 ,793 ,880 ,883 ,884 ,887 ,892 ,903 ,904 ,932 ,974 ,975 ,978 ,987 ,995 ,1028 ,1029 ,1067 ,1077 ,1078 ,1119 ,1120 ,1121 ,1122 ,1127 ,1131 ,1133 ,1134 ,1236 ,1237 ,1386 ,1387 ,1396 ,1412 ,1413 ,1414 ,1415 ,1431 ,1469 ,1478 ,1479 ,1512
FORD	1118094	915097-8	32 ,94 ,96 ,99 ,103 ,104 ,106 ,108 ,109 ,110 ,111 ,112 ,113 ,114 ,121 ,122 ,123 ,124 ,125 ,126 ,127 ,128 ,129 ,130 ,131 ,132 ,137 ,138 ,139 ,140 ,141 ,142 ,143 ,146 ,199 ,200 ,203 ,204 ,205 ,207 ,208 ,209 ,210 ,211 ,212 ,215 ,216 ,241 ,243 ,245 ,246 ,247 ,248 ,249 ,250 ,251 ,252 ,253 ,258 ,259 ,291 ,292 ,293 ,301 ,302 ,303 ,307 ,308 ,314 ,322 ,330 ,331 ,332 ,333 ,334 ,375 ,376 ,380 ,430 ,431 ,443 ,446 ,518 ,521 ,560 ,569 ,575 ,589 ,590 ,591 ,592 ,593 ,594 ,597 ,623 ,626 ,659 ,660 ,661 ,690 ,714 ,716 ,717 ,721 ,722 ,723 ,732 ,735 ,879 ,880 ,881 ,882 ,883 ,884 ,885 ,886 ,887 ,889 ,890 ,891 ,892 ,898 ,903 ,904 ,932 ,936 ,974 ,975 ,978 ,993 ,994 ,995 ,1026 ,1027 ,1028 ,1030 ,1068 ,1069 ,1070 ,1072 ,1073 ,1074 ,1075 ,1077 ,1079 ,1080 ,1081 ,1121 ,1125 ,1126 ,1133 ,1134 ,1135 ,1136 ,1152 ,1153 ,1154 ,1155 ,1156 ,1158 ,1159 ,1160 ,1161 ,1225 ,1226 ,1232 ,1235 ,1238 ,1239 ,1255 ,1264 ,1265 ,1311 ,1315 ,1316 ,1319 ,1322 ,1323 ,1324 ,1325 ,1327 ,1328 ,1329 ,1330 ,1331 ,1332 ,1333 ,1334 ,1363 ,1365 ,1366 ,1367 ,1368 ,1370 ,1371 ,1372 ,1373 ,1374 ,1375 ,1376 ,1377 ,1378 ,1379 ,1382 ,1386 ,1387 ,1396 ,1407 ,1412 ,1418 ,1470 ,1471 ,1472 ,1473 ,1474 ,1475 ,1476 ,1477 ,1478 ,1479 ,1480 ,1481 ,1482 ,1517 ,1521 ,1626 ,1633 ,1636 ,1638 ,1639 ,1642 ,1643 ,1646 ,1649 ,1652 ,1653 ,1654 ,1655 ,1658 ,1661 ,1662 ,1663 ,1667 ,1668 ,1669 ,1670 ,1671 ,1672 ,1673 ,1678 ,1679 ,1680 ,1682 ,1683 ,1684 ,1685 ,1686 ,1687 ,1689 ,1695 ,1696 ,1697 ,1698 ,1699 ,1700 ,1705 ,1707 ,1708
FORD	1121330	862116-4	524 ,525 ,527 ,528 ,548 ,655
FORD	1121331	852115-4	524 ,525 ,527 ,528 ,548 ,655
FORD	1121332	862116-4	524 ,525 ,527 ,528 ,548 ,655
FORD	1121333	852115-4	524 ,525 ,527 ,528 ,548 ,655
FORD	1122364	852189-4	511 ,513 ,514 ,534 ,538 ,545 ,795 ,1513
FORD	1131988	852111-4	517 ,522 ,523 ,545 ,546
FORD	1145932	861136-4	287 ,383 ,507 ,538 ,793 ,1120 ,1412
FORD	1145933	851135-4	287 ,383 ,507 ,538 ,793 ,1120 ,1412
FORD	1146061	975013-8	106 ,109 ,111 ,112 ,113 ,122 ,123 ,124 ,126 ,128 ,130 ,131 ,132 ,137 ,141 ,142 ,143 ,507 ,793 ,1324 ,1325 ,1328 ,1331 ,1332 ,1333 ,1372 ,1373 ,1374 ,1376 ,1377 ,1382 ,1655 ,1662 ,1668 ,1678 ,1680 ,1682 ,1683 ,1687 ,1696 ,1698 ,1699 ,1707
FORD	1152190	861136-4	287 ,383 ,507 ,538 ,793 ,1120 ,1412
FORD	1152191	851135-4	287 ,383 ,507 ,538 ,793 ,1120 ,1412
FORD	1198044	862114-4	520 ,534
FORD	1212979	973801-8	21 ,22 ,24 ,259 ,286 ,287 ,288 ,290 ,294 ,298 ,300 ,301 ,334 ,383 ,429 ,431 ,432 ,435 ,436 ,440 ,441 ,505 ,506 ,507 ,509 ,510 ,527 ,597 ,612 ,655 ,659 ,678 ,684 ,709 ,711 ,712 ,714 ,721 ,722 ,732 ,793 ,880 ,883 ,884 ,887 ,892 ,903 ,904 ,932 ,974 ,975 ,978 ,987 ,995 ,1028 ,1029 ,1067 ,1077 ,1078 ,1119 ,1120 ,1121 ,1122 ,1127 ,1131 ,1133 ,1134 ,1236 ,1237 ,1386 ,1387 ,1396 ,1412 ,1413 ,1414 ,1415 ,1431 ,1469 ,1478 ,1479 ,1512
FORD	1216915	852115-4	524 ,525 ,527 ,528 ,548 ,655
FORD	1217148	852115-4	524 ,525 ,527 ,528 ,548 ,655
FORD	1221514	915097-8	32 ,94 ,96 ,99 ,103 ,104 ,106 ,108 ,109 ,110 ,111 ,112 ,113 ,114 ,121 ,122 ,123 ,124 ,125 ,126 ,127 ,128 ,129 ,130 ,131 ,132 ,137 ,138 ,139 ,140 ,141 ,142 ,143 ,146 ,199 ,200 ,203 ,204 ,205 ,207 ,208 ,209 ,210 ,211 ,212 ,215 ,216 ,241 ,243 ,245 ,246 ,247 ,248 ,249 ,250 ,251 ,252 ,253 ,258 ,259 ,291 ,292 ,293 ,301 ,302 ,303 ,307 ,308 ,314 ,322 ,330 ,331 ,332 ,333 ,334 ,375 ,376 ,380 ,430 ,431 ,443 ,446 ,518 ,521 ,560 ,569 ,575 ,589 ,590 ,591 ,592 ,593 ,594 ,597 ,623 ,626 ,659 ,660 ,661 ,690 ,714 ,716 ,717 ,721 ,722 ,723 ,732 ,735 ,879 ,880 ,881 ,882 ,883 ,884 ,885 ,886 ,887 ,889 ,890 ,891 ,892 ,898 ,903 ,904 ,932 ,936 ,974 ,975 ,978 ,993 ,994 ,995 ,1026 ,1027 ,1028 ,1030 ,1068 ,1069 ,1070 ,1072 ,1073 ,1074 ,1075 ,1077 ,1079 ,1080 ,1081 ,1121 ,1125 ,1126 ,1133 ,1134 ,1135 ,1136 ,1152 ,1153 ,1154 ,1155 ,1156 ,1158 ,1159 ,1160 ,1161 ,1225 ,1226 ,1232 ,1235 ,1238 ,1239 ,1255 ,1264 ,1265 ,1311 ,1315 ,1316 ,1319 ,1322 ,1323 ,1324 ,1325 ,1327 ,1328 ,1329 ,1330 ,1331 ,1332 ,1333 ,1334 ,1363 ,1365 ,1366 ,1367 ,1368 ,1370 ,1371 ,1372 ,1373 ,1374 ,1375 ,1376 ,1377 ,1378 ,1379 ,1382 ,1386 ,1387 ,1396 ,1407 ,1412 ,1418 ,1470 ,1471 ,1472 ,1473 ,1474 ,1475 ,1476 ,1477 ,1478 ,1479 ,1480 ,1481 ,1482 ,1517 ,1521 ,1626 ,1633 ,1636 ,1638 ,1639 ,1642 ,1643 ,1646 ,1649 ,1652 ,1653 ,1654 ,1655 ,1658 ,1661 ,1662 ,1663 ,1667 ,1668 ,1669 ,1670 ,1671 ,1672 ,1673 ,1678 ,1679 ,1680 ,1682 ,1683 ,1684 ,1685 ,1686 ,1687 ,1689 ,1695 ,1696 ,1697 ,1698 ,1699 ,1700 ,1705 ,1707 ,1708
FORD	1229882	851107-4	288 ,428 ,509 ,510 ,544 ,794 ,987 ,1122 ,1412 ,1512
FORD	1231930	863773-4	249 ,298 ,299 ,300 ,301 ,384 ,440 ,441 ,524 ,547 ,713 ,714 ,715 ,1131 ,1132 ,1133 ,1134 ,1135 ,1414 ,1521
FORD	1254282	862118-4	527 ,528 ,548 ,613 ,679
FORD	1254284	852117-4	527 ,528 ,548
FORD	1305906	862118-4	527 ,528 ,548 ,613 ,679
FORD	1305907	852117-4	527 ,528 ,548



# OE- Reference

OE- Manu.	Reference-No.	SM-No.	On Page
FORD	1305907	852117-4	527 ,528 ,548
FORD	1319249	973701-8	31 ,199 ,201 ,202 ,204 ,206 ,288 ,428 ,509 ,510 ,513 ,514 ,544 ,612 ,613 ,614 ,615 ,616 ,679 ,680 ,681 ,721 ,793 ,794 ,881 ,981 ,987 ,988 ,1074 ,1122 ,1256 ,1396 ,1412 ,1476 ,1512 ,1516 ,1521
FORD	1320221	852113-4	520 ,521 ,534 ,539 ,552 ,1659
FORD	1320927	852189-4	511 ,513 ,514 ,534 ,538 ,545 ,795 ,1513
FORD	1352129	862160-4	251 ,308 ,442 ,519 ,520 ,521 ,539 ,714 ,1415
FORD	1426035	975003-8	96 ,101 ,102 ,103 ,110 ,111 ,515 ,516 ,1318 ,1321 ,1322 ,1323 ,1328 ,1367 ,1368 ,1369 ,1370 ,1371 ,1372 ,1374 ,1633 ,1638 ,1645 ,1646 ,1647 ,1648 ,1651 ,1652 ,1654 ,1655 ,1666 ,1668 ,1669 ,1670 ,1671 ,1696
FORD	1487788	973801-8	21 ,22 ,24 ,259 ,286 ,287 ,288 ,290 ,294 ,298 ,300 ,301 ,334 ,383 ,429 ,431 ,432 ,435 ,436 ,440 ,441 ,505 ,506 ,507 ,509 ,510 ,527 ,597 ,612 ,655 ,659 ,678 ,684 ,709 ,711 ,712 ,714 ,721 ,722 ,732 ,793 ,880 ,883 ,884 ,887 ,892 ,903 ,904 ,932 ,974 ,975 ,978 ,987 ,995 ,1028 ,1029 ,1067 ,1077 ,1078 ,1119 ,1120 ,1121 ,1122 ,1127 ,1131 ,1133 ,1134 ,1236 ,1237 ,1386 ,1387 ,1396 ,1412 ,1413 ,1414 ,1415 ,1431 ,1469 ,1478 ,1479 ,1512
FORD	1538735	852011-4	20 ,240 ,258 ,425 ,505 ,507 ,519 ,553 ,706 ,784 ,787 ,1064 ,1119 ,1407 ,1411 ,1422 ,1466
FORD	1547971	915097-8	32 ,94 ,96 ,99 ,103 ,104 ,106 ,108 ,109 ,110 ,111 ,112 ,113 ,114 ,121 ,122 ,123 ,124 ,125 ,126 ,127 ,128 ,129 ,130 ,131 ,132 ,137 ,138 ,139 ,140 ,141 ,142 ,143 ,146 ,199 ,200 ,203 ,204 ,205 ,207 ,208 ,209 ,210 ,211 ,212 ,215 ,216 ,241 ,243 ,245 ,246 ,247 ,248 ,249 ,250 ,251 ,252 ,253 ,258 ,259 ,291 ,292 ,293 ,301 ,302 ,303 ,307 ,308 ,314 ,322 ,330 ,331 ,332 ,333 ,334 ,375 ,376 ,380 ,430 ,431 ,443 ,446 ,518 ,521 ,560 ,569 ,575 ,589 ,590 ,591 ,592 ,593 ,594 ,597 ,623 ,626 ,659 ,660 ,661 ,690 ,714 ,716 ,717 ,721 ,722 ,723 ,732 ,735 ,879 ,880 ,881 ,882 ,883 ,884 ,885 ,886 ,887 ,889 ,890 ,891 ,892 ,898 ,903 ,904 ,932 ,936 ,974 ,975 ,978 ,993 ,994 ,995 ,1026 ,1027 ,1028 ,1030 ,1068 ,1069 ,1070 ,1072 ,1073 ,1074 ,1075 ,1077 ,1079 ,1080 ,1081 ,1121 ,1125 ,1126 ,1133 ,1134 ,1135 ,1136 ,1152 ,1153 ,1154 ,1155 ,1156 ,1158 ,1159 ,1160 ,1161 ,1225 ,1226 ,1232 ,1235 ,1238 ,1239 ,1255 ,1264 ,1265 ,1311 ,1315 ,1316 ,1319 ,1322 ,1323 ,1324 ,1325 ,1327 ,1328 ,1329 ,1330 ,1331 ,1332 ,1333 ,1334 ,1363 ,1365 ,1366 ,1367 ,1368 ,1370 ,1371 ,1372 ,1373 ,1374 ,1375 ,1376 ,1377 ,1378 ,1379 ,1382 ,1386 ,1387 ,1396 ,1407 ,1412 ,1418 ,1470 ,1471 ,1472 ,1473 ,1474 ,1475 ,1476 ,1477 ,1478 ,1479 ,1480 ,1481 ,1482 ,1517 ,1521 ,1626 ,1633 ,1636 ,1638 ,1639 ,1642 ,1643 ,1646 ,1649 ,1652 ,1653 ,1654 ,1655 ,1658 ,1661 ,1662 ,1663 ,1667 ,1668 ,1669 ,1670 ,1671 ,1672 ,1673 ,1678 ,1679 ,1680 ,1682 ,1683 ,1684 ,1685 ,1686 ,1687 ,1689 ,1695 ,1696 ,1697 ,1698 ,1699 ,1700 ,1705 ,1707 ,1708
FORD	1584660	512101-1	514 ,518 ,522 ,526 ,527 ,528 ,529
FORD	1614766	512110-1	508 ,511 ,512 ,516 ,518
FORD	1639187	975001-8	96 ,97 ,98 ,99 ,100 ,101 ,102 ,104 ,105 ,106 ,107 ,108 ,115 ,116 ,117 ,118 ,119 ,120 ,121 ,125 ,126 ,128 ,129 ,138 ,140 ,514 ,515 ,518 ,569 ,881 ,996 ,1313 ,1314 ,1315 ,1317 ,1318 ,1319 ,1320 ,1321 ,1325 ,1326 ,1327 ,1331 ,1332 ,1334 ,1367 ,1369 ,1370 ,1513 ,1517 ,1629 ,1630 ,1631 ,1632 ,1633 ,1634 ,1635 ,1636 ,1637 ,1639 ,1640 ,1641 ,1643 ,1644 ,1645 ,1646 ,1647 ,1649 ,1650 ,1656 ,1657 ,1658 ,1659 ,1660 ,1661 ,1663 ,1664 ,1665 ,1666 ,1668 ,1669 ,1671 ,1673 ,1674 ,1675 ,1676 ,1677 ,1678 ,1679 ,1680 ,1681 ,1695 ,1706
FORD	1639605	851135-4	287 ,383 ,507 ,538 ,793 ,1120 ,1412
FORD	1649127	975001-8	96 ,97 ,98 ,99 ,100 ,101 ,102 ,104 ,105 ,106 ,107 ,108 ,115 ,116 ,117 ,118 ,119 ,120 ,121 ,125 ,126 ,128 ,129 ,138 ,140 ,514 ,515 ,518 ,569 ,881 ,996 ,1313 ,1314 ,1315 ,1317 ,1318 ,1319 ,1320 ,1321 ,1325 ,1326 ,1327 ,1331 ,1332 ,1334 ,1367 ,1369 ,1370 ,1513 ,1517 ,1629 ,1630 ,1631 ,1632 ,1633 ,1634 ,1635 ,1636 ,1637 ,1639 ,1640 ,1641 ,1643 ,1644 ,1645 ,1646 ,1647 ,1649 ,1650 ,1656 ,1657 ,1658 ,1659 ,1660 ,1661 ,1663 ,1664 ,1665 ,1666 ,1668 ,1669 ,1671 ,1673 ,1674 ,1675 ,1676 ,1677 ,1678 ,1679 ,1680 ,1681 ,1695 ,1706
FORD	1653978	862108-4	505 ,507 ,508 ,509 ,544
FORD	1663393	972103-8	427 ,511 ,512 ,517 ,521 ,523 ,525 ,552
FORD	1669765	975001-8	96 ,97 ,98 ,99 ,100 ,101 ,102 ,104 ,105 ,106 ,107 ,108 ,115 ,116 ,117 ,118 ,119 ,120 ,121 ,125 ,126 ,128 ,129 ,138 ,140 ,514 ,515 ,518 ,569 ,881 ,996 ,1313 ,1314 ,1315 ,1317 ,1318 ,1319 ,1320 ,1321 ,1325 ,1326 ,1327 ,1331 ,1332 ,1334 ,1367 ,1369 ,1370 ,1513 ,1517 ,1629 ,1630 ,1631 ,1632 ,1633 ,1634 ,1635 ,1636 ,1637 ,1639 ,1640 ,1641 ,1643 ,1644 ,1645 ,1646 ,1647 ,1649 ,1650 ,1656 ,1657 ,1658 ,1659 ,1660 ,1661 ,1663 ,1664 ,1665 ,1666 ,1668 ,1669 ,1671 ,1673 ,1674 ,1675 ,1676 ,1677 ,1678 ,1679 ,1680 ,1681 ,1695 ,1706
FORD	1669772	865088-4	100 ,101 ,106 ,108 ,514 ,515 ,1317 ,1319 ,1517 ,1644 ,1645 ,1654 ,1665 ,1669 ,1671
FORD	1669785	912801-8	94 ,95 ,96 ,97 ,98 ,99 ,100 ,104 ,105 ,106 ,107 ,108 ,113 ,115 ,116 ,117 ,118 ,119 ,120 ,121 ,125 ,126 ,138 ,139 ,140 ,202 ,209 ,210 ,211 ,322 ,425 ,428 ,429 ,430 ,431 ,433 ,434 ,438 ,439 ,441 ,443 ,512 ,514 ,518 ,519 ,521 ,552 ,553 ,554 ,591 ,597 ,696 ,697 ,708 ,709 ,712 ,1028 ,1076 ,1264 ,1314 ,1315 ,1316 ,1317 ,1319 ,1320 ,1323 ,1325 ,1326 ,1330 ,1331 ,1332 ,1334 ,1369 ,1413 ,1477 ,1513 ,1517 ,1626 ,1629 ,1630 ,1631 ,1632 ,1633 ,1634 ,1635 ,1636 ,1637 ,1638 ,1639 ,1640 ,1641 ,1642 ,1643 ,1644 ,1646 ,1647 ,1649 ,1650 ,1653 ,1654 ,1656 ,1657 ,1658 ,1659 ,1660 ,1661 ,1663 ,1664 ,1665 ,1666 ,1667 ,1668 ,1669 ,1671 ,1673 ,1674 ,1675 ,1676 ,1677 ,1678 ,1680 ,1684 ,1695 ,1696 ,1697 ,1706 ,1714 ,1715

# OE- Reference



OE- Manu.	Reference-No.	SM-No.	On Page
FORD	1669785	912801-8	94 ,95 ,96 ,97 ,98 ,99 ,100 ,104 ,105 ,106 ,107 ,108 ,113 ,115 ,116 ,117 ,118 ,119 ,120 ,121 ,125 ,126 ,138 ,139 ,140 ,202 ,209 ,210 ,211 ,322 ,425 ,428 ,429 ,430 ,431 ,433 ,434 ,438 ,439 ,441 ,443 ,512 ,514 ,518 ,519 ,521 ,552 ,553 ,554 ,591 ,597 ,696 ,697 ,708 ,709 ,712 ,1028 ,1076 ,1264 ,1314 ,1315 ,1316 ,1317 ,1319 ,1320 ,1323 ,1325 ,1326 ,1330 ,1331 ,1332 ,1334 ,1369 ,1413 ,1477 ,1513 ,1517 ,1626 ,1629 ,1630 ,1631 ,1632 ,1633 ,1634 ,1635 ,1636 ,1637 ,1638 ,1639 ,1640 ,1641 ,1642 ,1643 ,1644 ,1646 ,1647 ,1649 ,1650 ,1653 ,1654 ,1656 ,1657 ,1658 ,1659 ,1660 ,1661 ,1663 ,1664 ,1665 ,1666 ,1667 ,1668 ,1669 ,1671 ,1673 ,1674 ,1675 ,1676 ,1677 ,1678 ,1680 ,1684 ,1695 ,1696 ,1697 ,1706 ,1714 ,1715
FORD	1685837	M-5	20 ,21 ,22 ,24 ,31 ,94 ,95 ,115 ,123 ,137 ,199 ,201 ,202 ,205 ,206 ,207 ,208 ,215 ,216 ,241 ,242 ,246 ,247 ,258 ,291 ,292 ,314 ,331 ,383 ,384 ,426 ,428 ,429 ,430 ,431 ,432 ,435 ,505 ,509 ,589 ,590 ,591 ,592 ,707 ,708 ,709 ,711 ,746 ,987 ,988 ,1065 ,1066 ,1070 ,1072 ,1073 ,1074 ,1075 ,1076 ,1124 ,1125 ,1264 ,1312 ,1313 ,1316 ,1363 ,1364 ,1365 ,1373 ,1411 ,1412 ,1422 ,1467 ,1468 ,1472 ,1473 ,1474 ,1475 ,1476 ,1477 ,1478 ,1627 ,1628 ,1636 ,1672 ,1673 ,1678 ,1695 ,1705
FORD	1685845	863778-4	288 ,383 ,428 ,506 ,507 ,510 ,527 ,538 ,544 ,1067 ,1120 ,1121 ,1469 ,1512
FORD	1685847	853777-4	288 ,383 ,428 ,506 ,507 ,510 ,527 ,538 ,544 ,1067 ,1120 ,1121 ,1469 ,1512
FORD	1738494	852115-4	524 ,525 ,527 ,528 ,548 ,655
FORD	1760579	852135-6	506 ,544 ,552
FORD	1760588	862136-6	506 ,544 ,552
FORD	1760589	862136-6	506 ,544 ,552
FORD	1S4G6507CA	852189-4	511 ,513 ,514 ,534 ,538 ,545 ,795 ,1513
FORD	1S4G6507CB	852189-4	511 ,513 ,514 ,534 ,538 ,545 ,795 ,1513
FORD	1S6G6505BA	862190-4	511 ,512 ,513 ,514 ,534 ,538 ,544 ,545 ,794 ,795 ,1513
FORD	2011402	862130-4	522 ,546 ,554
FORD	2011403	852129-4	522 ,546 ,554
FORD	2S6Q6500AA	973801-8	21 ,22 ,24 ,259 ,286 ,287 ,288 ,290 ,294 ,298 ,300 ,301 ,334 ,383 ,429 ,431 ,432 ,435 ,436 ,440 ,441 ,505 ,506 ,507 ,509 ,510 ,527 ,597 ,612 ,655 ,659 ,678 ,684 ,709 ,711 ,712 ,714 ,721 ,722 ,732 ,793 ,880 ,883 ,884 ,887 ,892 ,903 ,904 ,932 ,974 ,975 ,978 ,987 ,995 ,1028 ,1029 ,1067 ,1077 ,1078 ,1119 ,1120 ,1121 ,1122 ,1127 ,1131 ,1133 ,1134 ,1236 ,1237 ,1386 ,1387 ,1396 ,1412 ,1413 ,1414 ,1415 ,1431 ,1469 ,1478 ,1479 ,1512
FORD	2S6Q6500AB	973801-8	21 ,22 ,24 ,259 ,286 ,287 ,288 ,290 ,294 ,298 ,300 ,301 ,334 ,383 ,429 ,431 ,432 ,435 ,436 ,440 ,441 ,505 ,506 ,507 ,509 ,510 ,527 ,597 ,612 ,655 ,659 ,678 ,684 ,709 ,711 ,712 ,714 ,721 ,722 ,732 ,793 ,880 ,883 ,884 ,887 ,892 ,903 ,904 ,932 ,974 ,975 ,978 ,987 ,995 ,1028 ,1029 ,1067 ,1077 ,1078 ,1119 ,1120 ,1121 ,1122 ,1127 ,1131 ,1133 ,1134 ,1236 ,1237 ,1386 ,1387 ,1396 ,1412 ,1413 ,1414 ,1415 ,1431 ,1469 ,1478 ,1479 ,1512
FORD	2S6Q6507A9B	851135-4	287 ,383 ,507 ,538 ,793 ,1120 ,1412
FORD	2S6Q6507AA	851135-4	287 ,383 ,507 ,538 ,793 ,1120 ,1412
FORD	2S6Q6507AB	851135-4	287 ,383 ,507 ,538 ,793 ,1120 ,1412
FORD	3517091	972102-8	253 ,508 ,510 ,511 ,512 ,516 ,552
FORD	3595885	862128-4	530 ,796
FORD	3595890	852127-4	530 ,796
FORD	3895171	972401-8	505 ,525 ,530 ,544 ,545 ,612 ,613 ,614 ,615 ,616 ,627 ,678 ,679 ,680 ,684 ,793 ,794 ,796 ,1082 ,1407 ,1483
FORD	3M5Q6500BA	973701-8	31 ,199 ,201 ,202 ,204 ,206 ,288 ,428 ,509 ,510 ,513 ,514 ,544 ,612 ,613 ,614 ,615 ,616 ,679 ,680 ,681 ,721 ,793 ,794 ,881 ,981 ,987 ,988 ,1074 ,1122 ,1256 ,1396 ,1412 ,1476 ,1512 ,1516 ,1521
FORD	3M5Q6505AA	861108-4	288 ,428 ,509 ,510 ,544 ,987 ,1122 ,1412
FORD	3M5Q6505BA	863773-4	249 ,298 ,299 ,300 ,301 ,384 ,440 ,441 ,524 ,547 ,713 ,714 ,715 ,1131 ,1132 ,1133 ,1134 ,1135 ,1414 ,1521
FORD	3M5Q6505BB	863773-4	249 ,298 ,299 ,300 ,301 ,384 ,440 ,441 ,524 ,547 ,713 ,714 ,715 ,1131 ,1132 ,1133 ,1134 ,1135 ,1414 ,1521
FORD	3M5Q6507AA	851107-4	288 ,428 ,509 ,510 ,544 ,794 ,987 ,1122 ,1412 ,1512
FORD	3M5Q6507BA	853772-4	249 ,298 ,300 ,301 ,384 ,440 ,441 ,524 ,547 ,713 ,714 ,715 ,1131 ,1132 ,1133 ,1134 ,1135 ,1414 ,1521
FORD	3S4Q6505AA	862114-4	520 ,534
FORD	4S7Q6C501AA	973801-8	21 ,22 ,24 ,259 ,286 ,287 ,288 ,290 ,294 ,298 ,300 ,301 ,334 ,383 ,429 ,431 ,432 ,435 ,436 ,440 ,441 ,505 ,506 ,507 ,509 ,510 ,527 ,597 ,612 ,655 ,659 ,678 ,684 ,709 ,711 ,712 ,714 ,721 ,722 ,732 ,793 ,880 ,883 ,884 ,887 ,892 ,903 ,904 ,932 ,974 ,975 ,978 ,987 ,995 ,1028 ,1029 ,1067 ,1077 ,1078 ,1119 ,1120 ,1121 ,1122 ,1127 ,1131 ,1133 ,1134 ,1236 ,1237 ,1386 ,1387 ,1396 ,1412 ,1413 ,1414 ,1415 ,1431 ,1469 ,1478 ,1479 ,1512
FORD	6063961	852137-4	522 ,526 ,527 ,528 ,529 ,548
FORD	6129778	972102-8	253 ,508 ,510 ,511 ,512 ,516 ,552
FORD	6129779	972102-8	253 ,508 ,510 ,511 ,512 ,516 ,552
FORD	6129780	972102-8	253 ,508 ,510 ,511 ,512 ,516 ,552
FORD	6137194	852165-4	510 ,512



# OE- Reference

OE- Manu.	Reference-No.	SM-No.	On Page
FORD	6137194	852165-4	510 ,512
FORD	6152128	863758-4	341 ,530 ,1138 ,1399
FORD	6162460	862166-4	512 ,793 ,1411
FORD	6165227	852161-4	505 ,508
FORD	6165228	852107-4	505 ,508 ,509 ,534 ,544
FORD	6172845	862182-4	251 ,308 ,442 ,519 ,520 ,521 ,539 ,714 ,1415
FORD	6172848	862182-4	251 ,308 ,442 ,519 ,520 ,521 ,539 ,714 ,1415
FORD	6172956	882110-4	526 ,529 ,547
FORD	6173095	512104-1	519 to 521
FORD	6184939	972101-8	526 ,529 ,547
FORD	6186554	512109-1	245 ,252 ,253 ,516 ,518 ,534 ,575 ,660 ,993
FORD	6515482	972101-8	526 ,529 ,547
FORD	6568098	972101-8	526 ,529 ,547
FORD	6576229	862126-4	525 ,527
FORD	6640542	862170-4	517 ,523 ,525 ,546
FORD	6640543	852169-4	517 ,523 ,525 ,546
FORD	6640544	852169-4	517 ,523 ,525 ,546
FORD	6742920	862188-4	511 ,512 ,513 ,514 ,534 ,538 ,545 ,552 ,795
FORD	6742921	852163-4	511 ,512 ,516
FORD	6742922	852163-4	511 ,512 ,516
FORD	6783246	972103-8	427 ,511 ,512 ,517 ,521 ,523 ,525 ,552
FORD	6783247	972103-8	427 ,511 ,512 ,517 ,521 ,523 ,525 ,552
FORD	6834352	972101-8	526 ,529 ,547
FORD	6834353	972101-8	526 ,529 ,547
FORD	6834354	972101-8	526 ,529 ,547
FORD	6902034	972103-8	427 ,511 ,512 ,517 ,521 ,523 ,525 ,552
FORD	6911483	862186-4	517 ,522 ,523 ,546 ,547 ,552
FORD	6947843	862186-4	517 ,522 ,523 ,546 ,547 ,552
FORD	7076363	852105-4	526
FORD	7078139	852105-4	526
FORD	70HM6507DD	852137-4	522 ,526 ,527 ,528 ,529 ,548
FORD	7273171	972101-8	526 ,529 ,547
FORD	7314594	862164-4	241 ,511 ,512 ,516 ,534 ,575
FORD	7314595	862186-4	517 ,522 ,523 ,546 ,547 ,552
FORD	77BM6505AC	862151-4	508
FORD	78HM6250BA	512101-1	514 ,518 ,522 ,526 ,527 ,528 ,529
FORD	81SM6251KE	512110-1	508 ,511 ,512 ,516 ,518
FORD	81SM6500D1H	972102-8	253 ,508 ,510 ,511 ,512 ,516 ,552
FORD	81SM6500D1J	972102-8	253 ,508 ,510 ,511 ,512 ,516 ,552
FORD	81SM6500D2H	972102-8	253 ,508 ,510 ,511 ,512 ,516 ,552
FORD	81SM6510LC	882102-4	20 ,240 ,258 ,425 ,505 ,507 ,519 ,538 ,553 ,706 ,784 ,787 ,1064 ,1119 ,1407 ,1411 ,1422 ,1466
FORD	83EM 6505 AB	863758-4	341 ,530 ,1138 ,1399
FORD	85HM6507FA	852173-4	526
FORD	85HM6507HA	862176-4	526
FORD	86HF6500AA	975001-8	96 ,97 ,98 ,99 ,100 ,101 ,102 ,104 ,105 ,106 ,107 ,108 ,115 ,116 ,117 ,118 ,119 ,120 ,121 ,125 ,126 ,128 ,129 ,138 ,140 ,514 ,515 ,518 ,569 ,881 ,996 ,1313 ,1314 ,1315 ,1317 ,1318 ,1319 ,1320 ,1321 ,1325 ,1326 ,1327 ,1331 ,1332 ,1334 ,1367 ,1369 ,1370 ,1513 ,1517 ,1629 ,1630 ,1631 ,1632 ,1633 ,1634 ,1635 ,1636 ,1637 ,1639 ,1640 ,1641 ,1643 ,1644 ,1645 ,1646 ,1647 ,1649 ,1650 ,1656 ,1657 ,1658 ,1659 ,1660 ,1661 ,1663 ,1664 ,1665 ,1666 ,1668 ,1669 ,1671 ,1673 ,1674 ,1675 ,1676 ,1677 ,1678 ,1679 ,1680 ,1681 ,1695 ,1706
FORD	86HF6500AB	975001-8	96 ,97 ,98 ,99 ,100 ,101 ,102 ,104 ,105 ,106 ,107 ,108 ,115 ,116 ,117 ,118 ,119 ,120 ,121 ,125 ,126 ,128 ,129 ,138 ,140 ,514 ,515 ,518 ,569 ,881 ,996 ,1313 ,1314 ,1315 ,1317 ,1318 ,1319 ,1320 ,1321 ,1325 ,1326 ,1327 ,1331 ,1332 ,1334 ,1367 ,1369 ,1370 ,1513 ,1517 ,1629 ,1630 ,1631 ,1632 ,1633 ,1634 ,1635 ,1636 ,1637 ,1639 ,1640 ,1641 ,1643 ,1644 ,1645 ,1646 ,1647 ,1649 ,1650 ,1656 ,1657 ,1658 ,1659 ,1660 ,1661 ,1663 ,1664 ,1665 ,1666 ,1668 ,1669 ,1671 ,1673 ,1674 ,1675 ,1676 ,1677 ,1678 ,1679 ,1680 ,1681 ,1695 ,1706
FORD	86SM6505AD	862166-4	512 ,793 ,1411
FORD	86SM6507AA	852165-4	510 ,512
FORD	88SM6251CA	512109-1	245 ,252 ,253 ,516 ,518 ,534 ,575 ,660 ,993



# OE- Reference



OE- Manu.	Reference-No.	SM-No.	On Page
FORD	88SM6251CA	512109-1	245 ,252 ,253 ,516 ,518 ,534 ,575 ,660 ,993
FORD	88WM6500A1G	972101-8	526 ,529 ,547
FORD	88WM6500A1H	972101-8	526 ,529 ,547
FORD	88WM6500A1J	972101-8	526 ,529 ,547
FORD	88WM6500A3G	972101-8	526 ,529 ,547
FORD	88WM6500A3H	972101-8	526 ,529 ,547
FORD	88WM6505DA	862102-4	526
FORD	88WM6505EA	862102-4	526
FORD	88WM6507BA	852105-4	526
FORD	88WM6510CA	882110-4	526 ,529 ,547
FORD	89BM6505AA	862106-4	505 ,507 ,508 ,509 ,544
FORD	89BM6505CA	862106-4 862108-4	505 ,507 ,508 ,509 ,544
FORD	89BM6507AA	852161-4	505 ,508
FORD	89BM6507BA	852107-4	505 ,508 ,509 ,534 ,544
FORD	89FF6250AA	512104-1	519 to 521
FORD	89FF6505AA	862160-4	251 ,308 ,442 ,519 ,520 ,521 ,539 ,714 ,1415
FORD	89FF6505FA	862182-4	251 ,308 ,442 ,519 ,520 ,521 ,539 ,714 ,1415
FORD	89FF6507AA	852157-4	520 ,521 ,539
FORD	91XM6505AB	862126-4	525 ,527
FORD	928M6505C2A	862164-4	241 ,511 ,512 ,516 ,534 ,575
FORD	928M6505D2A	862170-4	517 ,523 ,525 ,546
FORD	928M6507C1A	852163-4	511 ,512 ,516
FORD	928M6507C1C2A	852163-4	511 ,512 ,516
FORD	928M6507D1A	852169-4	517 ,523 ,525 ,546
FORD	928SM6507F2A	852185-4	517 ,522 ,523 ,546 ,547 ,552
FORD	938M6500A1B	972103-8	427 ,511 ,512 ,517 ,521 ,523 ,525 ,552
FORD	938M6500A1C	972103-8	427 ,511 ,512 ,517 ,521 ,523 ,525 ,552
FORD	938M6500A1D	972103-8	427 ,511 ,512 ,517 ,521 ,523 ,525 ,552
FORD	938M6500A1E	972103-8	427 ,511 ,512 ,517 ,521 ,523 ,525 ,552
FORD	938M6500A2F	972103-8	427 ,511 ,512 ,517 ,521 ,523 ,525 ,552
FORD	938M6500B1B	972103-8	427 ,511 ,512 ,517 ,521 ,523 ,525 ,552
FORD	938M6500B2A	972103-8	427 ,511 ,512 ,517 ,521 ,523 ,525 ,552
FORD	938M6550A1E	972103-8	427 ,511 ,512 ,517 ,521 ,523 ,525 ,552
FORD	93FF6505AA	862182-4	251 ,308 ,442 ,519 ,520 ,521 ,539 ,714 ,1415
FORD	948M6505A2A	862164-4	241 ,511 ,512 ,516 ,534 ,575
FORD	948M6505C2A	862188-4	511 ,512 ,513 ,514 ,534 ,538 ,545 ,552 ,795
FORD	948M6505D2A	862186-4	517 ,522 ,523 ,546 ,547 ,552
FORD	948M6505E2A	862164-4	241 ,511 ,512 ,516 ,534 ,575
FORD	95VW6051HA	905008-1	100 ,101 ,102 ,514 ,515 ,1317 ,1318 ,1319 ,1320 ,1321 ,1369 ,1644 ,1645 ,1646 ,1647 ,1650
FORD	95VW6371BA	912801-8	94 ,95 ,96 ,97 ,98 ,99 ,100 ,104 ,105 ,106 ,107 ,108 ,113 ,115 ,116 ,117 ,118 ,119 ,120 ,121 ,125 ,126 ,138 ,139 ,140 ,202 ,209 ,210 ,211 ,322 ,425 ,428 ,429 ,430 ,431 ,433 ,434 ,438 ,439 ,441 ,443 ,512 ,514 ,518 ,519 ,521 ,552 ,553 ,554 ,591 ,597 ,696 ,697 ,708 ,709 ,712 ,1028 ,1076 ,1264 ,1314 ,1315 ,1316 ,1317 ,1319 ,1320 ,1323 ,1325 ,1326 ,1330 ,1331 ,1332 ,1334 ,1369 ,1413 ,1477 ,1513 ,1517 ,1626 ,1629 ,1630 ,1631 ,1632 ,1633 ,1634 ,1635 ,1636 ,1637 ,1638 ,1639 ,1640 ,1641 ,1642 ,1643 ,1644 ,1646 ,1647 ,1649 ,1650 ,1653 ,1654 ,1656 ,1657 ,1658 ,1659 ,1660 ,1661 ,1663 ,1664 ,1665 ,1666 ,1667 ,1668 ,1669 ,1671 ,1673 ,1674 ,1675 ,1676 ,1677 ,1678 ,1680 ,1684 ,1695 ,1696 ,1697 ,1706 ,1714 ,1715
FORD	95VW6500BA	975001-8	96 ,97 ,98 ,99 ,100 ,101 ,102 ,104 ,105 ,106 ,107 ,108 ,115 ,116 ,117 ,118 ,119 ,120 ,121 ,125 ,126 ,128 ,129 ,138 ,140 ,514 ,515 ,518 ,569 ,881 ,996 ,1313 ,1314 ,1315 ,1317 ,1318 ,1319 ,1320 ,1321 ,1325 ,1326 ,1327 ,1331 ,1332 ,1334 ,1367 ,1369 ,1370 ,1513 ,1517 ,1629 ,1630 ,1631 ,1632 ,1633 ,1634 ,1635 ,1636 ,1637 ,1639 ,1640 ,1641 ,1643 ,1644 ,1645 ,1646 ,1647 ,1649 ,1650 ,1656 ,1657 ,1658 ,1659 ,1660 ,1661 ,1663 ,1664 ,1665 ,1666 ,1668 ,1669 ,1671 ,1673 ,1674 ,1675 ,1676 ,1677 ,1678 ,1679 ,1680 ,1681 ,1695 ,1706
FORD	95VW6505AA	865016-6	881 ,1327 ,1661 ,1678
FORD	95VW6507AA	855013-6	881 ,1327 ,1661 ,1678



# OE- Reference

OE- Manu.	Reference-No.	SM-No.	On Page
FORD	95VW6507AA	855013-6	881 ,1327 ,1661 ,1678
FORD	95VW6571BA	915001-8	22 ,23 ,24 ,25 ,26 ,27 ,96 ,99 ,100 ,101 ,102 ,103 ,104 ,107 ,108 ,110 ,111 ,118 ,119 ,120 ,121 ,122 ,128 ,129 ,138 ,140 ,142 ,199 ,200 ,202 ,203 ,204 ,206 ,207 ,208 ,210 ,211 ,212 ,286 ,287 ,289 ,290 ,292 ,293 ,295 ,302 ,303 ,304 ,307 ,321 ,323 ,341 ,424 ,425 ,426 ,427 ,428 ,430 ,431 ,432 ,433 ,435 ,439 ,443 ,444 ,514 ,515 ,516 ,518 ,519 ,530 ,553 ,563 ,623 ,659 ,697 ,706 ,707 ,708 ,709 ,710 ,712 ,713 ,715 ,716 ,717 ,732 ,735 ,784 ,881 ,993 ,994 ,1025 ,1026 ,1027 ,1073 ,1119 ,1120 ,1121 ,1123 ,1124 ,1125 ,1126 ,1128 ,1130 ,1136 ,1137 ,1158 ,1159 ,1161 ,1224 ,1225 ,1227 ,1232 ,1233 ,1235 ,1236 ,1238 ,1239 ,1255 ,1266 ,1267 ,1311 ,1312 ,1313 ,1314 ,1315 ,1317 ,1318 ,1319 ,1320 ,1321 ,1322 ,1323 ,1325 ,1326 ,1327 ,1328 ,1331 ,1332 ,1333 ,1334 ,1363 ,1365 ,1367 ,1368 ,1369 ,1370 ,1371 ,1372 ,1374 ,1377 ,1378 ,1382 ,1413 ,1475 ,1514 ,1523 ,1524 ,1626 ,1627 ,1629 ,1630 ,1631 ,1632 ,1633 ,1635 ,1637 ,1638 ,1643 ,1644 ,1645 ,1646 ,1647 ,1648 ,1649 ,1650 ,1651 ,1652 ,1654 ,1660 ,1661 ,1663 ,1664 ,1665 ,1666 ,1667 ,1668 ,1669 ,1670 ,1671 ,1676 ,1677 ,1678 ,1679 ,1680 ,1681 ,1682 ,1683 ,1695 ,1696 ,1697 ,1698 ,1699 ,1700 ,1705 ,1706 ,1707 ,1708 ,1714
FORD	95WM6505AA	862102-4	526
FORD	95WM6507AA	852105-4	526
FORD	97BM6505AA	862108-4	505 ,507 ,508 ,509 ,544
FORD	97MM6507A2B	852131-4	506
FORD	97MM6507B2B	852123-4	510 to 511
FORD	98MM6505A2A	862132-4	506
FORD	98MM6505B2A	862124-4	510 to 511
FORD	98MM6505B2B	862124-4	510 to 511
FORD	98MM6507C2B	852183-4	511 ,513 ,514 ,534 ,538 ,545 ,795
FORD	AV6Q6505AA	863778-4	288 ,383 ,428 ,506 ,507 ,510 ,527 ,538 ,544 ,1067 ,1120 ,1121 ,1469 ,1512
FORD	AV6Q6507AA	853777-4	288 ,383 ,428 ,506 ,507 ,510 ,527 ,538 ,544 ,1067 ,1120 ,1121 ,1469 ,1512
FORD	CM5G6505EA	862136-6	506 ,544 ,552
FORD	CM5G6507CB	852135-6	506 ,544 ,552
FORD	F5RZ6500BA	972103-8	427 ,511 ,512 ,517 ,521 ,523 ,525 ,552
FORD	V86HF6500AA	975001-8	96 ,97 ,98 ,99 ,100 ,101 ,102 ,104 ,105 ,106 ,107 ,108 ,115 ,116 ,117 ,118 ,119 ,120 ,121 ,125 ,126 ,128 ,129 ,138 ,140 ,514 ,515 ,518 ,569 ,881 ,996 ,1313 ,1314 ,1315 ,1317 ,1318 ,1319 ,1320 ,1321 ,1325 ,1326 ,1327 ,1331 ,1332 ,1334 ,1367 ,1369 ,1370 ,1513 ,1517 ,1629 ,1630 ,1631 ,1632 ,1633 ,1634 ,1635 ,1636 ,1637 ,1639 ,1640 ,1641 ,1643 ,1644 ,1645 ,1646 ,1647 ,1649 ,1650 ,1656 ,1657 ,1658 ,1659 ,1660 ,1661 ,1663 ,1664 ,1665 ,1666 ,1668 ,1669 ,1671 ,1673 ,1674 ,1675 ,1676 ,1677 ,1678 ,1679 ,1680 ,1681 ,1695 ,1706
FORD	V86HF6500AB	975001-8	96 ,97 ,98 ,99 ,100 ,101 ,102 ,104 ,105 ,106 ,107 ,108 ,115 ,116 ,117 ,118 ,119 ,120 ,121 ,125 ,126 ,128 ,129 ,138 ,140 ,514 ,515 ,518 ,569 ,881 ,996 ,1313 ,1314 ,1315 ,1317 ,1318 ,1319 ,1320 ,1321 ,1325 ,1326 ,1327 ,1331 ,1332 ,1334 ,1367 ,1369 ,1370 ,1513 ,1517 ,1629 ,1630 ,1631 ,1632 ,1633 ,1634 ,1635 ,1636 ,1637 ,1639 ,1640 ,1641 ,1643 ,1644 ,1645 ,1646 ,1647 ,1649 ,1650 ,1656 ,1657 ,1658 ,1659 ,1660 ,1661 ,1663 ,1664 ,1665 ,1666 ,1668 ,1669 ,1671 ,1673 ,1674 ,1675 ,1676 ,1677 ,1678 ,1679 ,1680 ,1681 ,1695 ,1706
FORD	XM216500AA	975003-8	96 ,101 ,102 ,103 ,110 ,111 ,515 ,516 ,1318 ,1321 ,1322 ,1323 ,1328 ,1367 ,1368 ,1369 ,1370 ,1371 ,1372 ,1374 ,1633 ,1638 ,1645 ,1646 ,1647 ,1648 ,1651 ,1652 ,1654 ,1655 ,1666 ,1668 ,1669 ,1670 ,1671 ,1696
FORD	XM216500BA	975003-8	96 ,101 ,102 ,103 ,110 ,111 ,515 ,516 ,1318 ,1321 ,1322 ,1323 ,1328 ,1367 ,1368 ,1369 ,1370 ,1371 ,1372 ,1374 ,1633 ,1638 ,1645 ,1646 ,1647 ,1648 ,1651 ,1652 ,1654 ,1655 ,1666 ,1668 ,1669 ,1670 ,1671 ,1696
FORD	XS4Q6505AB	862114-4	520 ,534
FORD	XS4Q6507AB	852113-4	520 ,521 ,534 ,539 ,552 ,1659
FORD	XS6G6505B213	862124-4	510 to 511
FORD	XS6G6505B2A	862184-4	513 ,534 ,538 ,545 ,795
FORD	XS7E6507D2A	852111-4	517 ,522 ,523 ,545 ,546
FORD	XS7E6507N2A	852111-4	517 ,522 ,523 ,545 ,546
FORD	XS7Q6505A1B	862116-4	524 ,525 ,527 ,528 ,548 ,655
FORD	XS7Q6505A2B	862116-4	524 ,525 ,527 ,528 ,548 ,655
FORD	XS7Q6507A1B	852115-4	524 ,525 ,527 ,528 ,548 ,655
FORD	XS7Q6507A1C	852115-4	524 ,525 ,527 ,528 ,548 ,655
FORD	XS7Q6507A2B	852115-4	524 ,525 ,527 ,528 ,548 ,655
FORD	XS7Q6507A2C	852115-4	524 ,525 ,527 ,528 ,548 ,655
FORD	YC1Q6505A1C	862118-4	527 ,528 ,548 ,613 ,679
FORD	YC1Q6505A2A	862118-4	527 ,528 ,548 ,613 ,679
FORD	YC1Q6505A2B	862118-4	527 ,528 ,548 ,613 ,679
FORD	YC1Q6505A2C	862118-4	527 ,528 ,548 ,613 ,679
FORD	YC1Q6507A1B	852117-4	527 ,528 ,548



# OE- Reference



OE- Manu.	Reference-No.	SM-No.	On Page
FORD	YC1Q6507A1B	852117-4	527 ,528 ,548
FORD	YC1Q6507A1C	852117-4	527 ,528 ,548
FORD	YC1Q6507A2B	852117-4	527 ,528 ,548
FORD	YC1Q6507A2C	852117-4	527 ,528 ,548
GARDNER	F29015	856203-6	566
GARDNER	F6194	856203-6	566
GARDNER	F7013	866204-6	566
GAZ	13-1007010-B1	853001-4	569
GAZ	24-1007015	863002-4	569
GAZ	4022-1007033	883001-4	569
GAZ	4022-1007038	883002-4	569
GUASCOR	19.10.026	870020-6	304 ,446 ,642 ,1003 ,1138
GUASCOR	19.10.179	880020-6	
GUASCOR	19.10.183B	860020-2	
GUASCOR	3004319	860020-2	
HATZ	03124300165	852503-4	584
HATZ	03124310	852503-4	584
HONDA	094947	863734-4	293 ,294 ,295 ,296 ,297 ,433 ,434 ,435 ,436 ,437 ,597 ,614 ,698 ,1126 ,1127 ,1128 ,1129 ,1130 ,1131 ,1256 ,1413 ,1414 ,1418
HONDA	14580R9G0030	973801-8	21 ,22 ,24 ,259 ,286 ,287 ,288 ,290 ,294 ,298 ,300 ,301 ,334 ,383 ,429 ,431 ,432 ,435 ,436 ,440 ,441 ,505 ,506 ,507 ,509 ,510 ,527 ,597 ,612 ,655 ,659 ,678 ,684 ,709 ,711 ,712 ,714 ,721 ,722 ,732 ,793 ,880 ,883 ,884 ,887 ,892 ,903 ,904 ,932 ,974 ,975 ,978 ,987 ,995 ,1028 ,1029 ,1067 ,1077 ,1078 ,1119 ,1120 ,1121 ,1122 ,1127 ,1131 ,1133 ,1134 ,1236 ,1237 ,1386 ,1387 ,1396 ,1412 ,1413 ,1414 ,1415 ,1431 ,1469 ,1478 ,1479 ,1512
HYUNDAI	13230-AA110	972401-8	505 ,525 ,530 ,544 ,545 ,612 ,613 ,614 ,615 ,616 ,627 ,678 ,679 ,680 ,684 ,793 ,794 ,796 ,1082 ,1407 ,1483
HYUNDAI	22211-02200	852411-4	612 ,678
HYUNDAI	22211-02500	852405-4	612
HYUNDAI	22211-22003	852401-4	612 ,613 ,684
HYUNDAI	22211-26600	858703-4	375 ,613 ,679 ,684
HYUNDAI	22211-27000	852413-4	615 ,616 ,680
HYUNDAI	22211-27001	852413-4	615 ,616 ,680
HYUNDAI	22211-2A100	852415-4	612 ,613 ,614 ,679 ,680
HYUNDAI	22211-2B000	852417-4	614 ,679 ,684
HYUNDAI	22211-2B400	852417-4	614 ,679 ,684
HYUNDAI	22211-33000	852403-4	222 ,225 ,375 ,523 ,535 ,557 ,581 ,614 ,615 ,680 ,994 ,995
HYUNDAI	22211-33010	852403-4	222 ,225 ,375 ,523 ,535 ,557 ,581 ,614 ,615 ,680 ,994 ,995
HYUNDAI	22211-42220	852409-4	616
HYUNDAI	22211-42520	852407-4	376 ,529 ,535 ,616 ,652 ,681 ,995
HYUNDAI	22212-02200	862412-4	612 ,678
HYUNDAI	22212-02250	862412-4	612 ,678
HYUNDAI	22212-02500	862406-4	612 ,678
HYUNDAI	22212-22011	862402-4	375 ,612 ,613 ,684
HYUNDAI	22212-22051	862402-4	375 ,612 ,613 ,684
HYUNDAI	22212-26000	868704-4	613 ,614 ,679
HYUNDAI	22212-26050	868704-4	613 ,614 ,679
HYUNDAI	22212-26600	868704-4	613 ,614 ,679
HYUNDAI	22212-27000/01	862414-4	615 ,616 ,680
HYUNDAI	22212-27001	862414-4	615 ,616 ,680
HYUNDAI	22212-2A100	862416-4	612 ,613 ,614 ,679 ,680
HYUNDAI	22212-2B000	862418-4	375 ,614 ,679 ,684
HYUNDAI	22212-2B010	862418-4	375 ,614 ,679 ,684
HYUNDAI	22212-33000	862404-4	222 ,225 ,523 ,557 ,581 ,614 ,615 ,652 ,680 ,994 ,995
HYUNDAI	22212-33010	862404-4	222 ,225 ,523 ,557 ,581 ,614 ,615 ,652 ,680 ,994 ,995



# OE- Reference

OE- Manu.	Reference-No.	SM-No.	On Page
HYUNDAI	22212-33010	862404-4	222 ,225 ,523 ,557 ,581 ,614 ,615 ,652 ,680 ,994 ,995
HYUNDAI	22212-42220	862410-4	616
HYUNDAI	22212-42520	862408-4	376 ,529 ,535 ,616 ,652 ,681 ,995
HYUNDAI	22231-4A000	973701-8	31 ,199 ,201 ,202 ,204 ,206 ,288 ,428 ,509 ,510 ,513 ,514 ,544 ,612 ,613 ,614 ,615 ,616 ,679 ,680 ,681 ,721 ,793 ,794 ,881 ,981 ,987 ,988 ,1074 ,1122 ,1256 ,1396 ,1412 ,1476 ,1512 ,1516 ,1521
HYUNDAI	222312A000	973801-8	21 ,22 ,24 ,259 ,286 ,287 ,288 ,290 ,294 ,298 ,300 ,301 ,334 ,383 ,429 ,431 ,432 ,435 ,436 ,440 ,441 ,505 ,506 ,507 ,509 ,510 ,527 ,597 ,612 ,655 ,659 ,678 ,684 ,709 ,711 ,712 ,714 ,721 ,722 ,732 ,793 ,880 ,883 ,884 ,887 ,892 ,903 ,904 ,932 ,974 ,975 ,978 ,987 ,995 ,1028 ,1029 ,1067 ,1077 ,1078 ,1119 ,1120 ,1121 ,1122 ,1127 ,1131 ,1133 ,1134 ,1236 ,1237 ,1386 ,1387 ,1396 ,1412 ,1413 ,1414 ,1415 ,1431 ,1469 ,1478 ,1479 ,1512
HYUNDAI	24610-03000	973801-8	21 ,22 ,24 ,259 ,286 ,287 ,288 ,290 ,294 ,298 ,300 ,301 ,334 ,383 ,429 ,431 ,432 ,435 ,436 ,440 ,441 ,505 ,506 ,507 ,509 ,510 ,527 ,597 ,612 ,655 ,659 ,678 ,684 ,709 ,711 ,712 ,714 ,721 ,722 ,732 ,793 ,880 ,883 ,884 ,887 ,892 ,903 ,904 ,932 ,974 ,975 ,978 ,987 ,995 ,1028 ,1029 ,1067 ,1077 ,1078 ,1119 ,1120 ,1121 ,1122 ,1127 ,1131 ,1133 ,1134 ,1236 ,1237 ,1386 ,1387 ,1396 ,1412 ,1413 ,1414 ,1415 ,1431 ,1469 ,1478 ,1479 ,1512
HYUNDAI	24610-22600	972401-8	505 ,525 ,530 ,544 ,545 ,612 ,613 ,614 ,615 ,616 ,627 ,678 ,679 ,680 ,684 ,793 ,794 ,796 ,1082 ,1407 ,1483
HYUNDAI	SZ00100083	511104-1	293 ,294 ,295 ,296 ,297 ,433 ,434 ,436 ,437 ,614 ,698 ,1126 ,1127 ,1128 ,1129 ,1130 ,1131 ,1256 ,1413 ,1414 ,1418 ,1431

IHC	3055022R2	882703-4	620
IHC	3055055R2	852703-4	620
IHC	676865C2	862714-6	620
IHC	713385R2	862707-4	620

ISUZU	641007	853571-4	626 ,795 ,1067 ,1071 ,1072 ,1470 ,1473 ,1474
ISUZU	8-94110017-3	863572-4	246 ,626 ,1067 ,1068 ,1071 ,1072 ,1470 ,1472 ,1474
ISUZU	8-94133275-0	858001-4	149 ,222 ,557 ,563 ,578 ,581 ,594 ,627
ISUZU	8-94133275-1	858001-4	149 ,222 ,557 ,563 ,578 ,581 ,594 ,627
ISUZU	8-94247875-0	868002-4	149 ,222 ,557 ,563 ,578 ,581 ,594 ,627
ISUZU	8-94247875-1	868002-4	149 ,222 ,557 ,563 ,578 ,581 ,594 ,627
ISUZU	8-94326-843-0	853571-4	626 ,795 ,1067 ,1071 ,1072 ,1470 ,1473 ,1474
ISUZU	8-97010-727-0	972401-8	505 ,525 ,530 ,544 ,545 ,612 ,613 ,614 ,615 ,616 ,627 ,678 ,679 ,680 ,684 ,793 ,794 ,796 ,1082 ,1407 ,1483
ISUZU	8905709670	973502-8	243 ,244 ,245 ,246 ,247 ,248 ,249 ,250 ,251 ,252 ,253 ,329 ,330 ,331 ,332 ,334 ,589 ,590 ,591 ,592 ,593 ,594 ,626 ,698 ,1068 ,1070 ,1071 ,1072 ,1073 ,1074 ,1075 ,1077 ,1079 ,1080 ,1081 ,1264 ,1265 ,1414 ,1470 ,1471 ,1472 ,1473 ,1474 ,1476 ,1477 ,1478 ,1479 ,1480 ,1481 ,1482
ISUZU	8931740760	973502-8	243 ,244 ,245 ,246 ,247 ,248 ,249 ,250 ,251 ,252 ,253 ,329 ,330 ,331 ,332 ,334 ,589 ,590 ,591 ,592 ,593 ,594 ,626 ,698 ,1068 ,1070 ,1071 ,1072 ,1073 ,1074 ,1075 ,1077 ,1079 ,1080 ,1081 ,1264 ,1265 ,1414 ,1470 ,1471 ,1472 ,1473 ,1474 ,1476 ,1477 ,1478 ,1479 ,1480 ,1481 ,1482
ISUZU	9-041227-7	853563-4	248 ,249 ,250 ,251 ,252 ,253 ,332 ,333 ,334 ,591 ,592 ,593 ,594 ,626 ,1075 ,1077 ,1079 ,1080 ,1081 ,1264 ,1265 ,1407 ,1476 ,1477 ,1478 ,1480 ,1481 ,1482
ISUZU	9-11721-113-0	888001-4	
ISUZU	9-11721-123-0	888001-4	

IVECO	1904657	852084-4	451 ,648 ,649
IVECO	1907837	902005-1	447 ,448 ,454 ,643 ,644
IVECO	1908408	852056-6	448 ,449 ,454 ,644 ,645
IVECO	4535358	852070-6	450 ,647
IVECO	4535359	862071-6	450
IVECO	4797186	852084-4	451 ,648 ,649
IVECO	4830224	911005-8	26 ,156 ,259 ,376 ,387 ,660 ,932 ,933 ,934 ,935 ,936 ,937 ,938 ,939 ,940 ,941 ,1082 ,1250 ,1338 ,1482 ,1522 ,1523 ,1524 ,1526 ,1527 ,1528 ,1529 ,1535 ,1536 ,1542 ,1543 ,1544 ,1545 ,1546
IVECO	4895051	862032-4	7 ,10 ,311 ,336 ,341 ,387 ,530 ,572 ,643 ,645 ,664 ,1390 ,1422 ,1486 ,1690 ,1691
IVECO	4895052	852031-4	7 ,10 ,311 ,336 ,341 ,387 ,530 ,572 ,643 ,645 ,664 ,1390 ,1422 ,1486 ,1690 ,1691
IVECO	500354682	852078-6	35 ,336 ,645 ,646
IVECO	500354685	852078-6	35 ,336 ,645 ,646
IVECO	500355778	852093-2	35 ,337 ,648
IVECO	500355780	862094-2	35 ,337 ,648
IVECO	504042365	852078-6	35 ,336 ,645 ,646

# OE- Reference



OE- Manu.	Reference-No.	SM-No.	On Page
IVECO	504042365	852078-6	35 ,336 ,645 ,646
IVECO	504080352	862094-2	35 ,337 ,648
IVECO	504293892	862094-2	35 ,337 ,648
IVECO	5801551454	862081-2	531 ,647
IVECO	61316814	852066-6	449 ,646
IVECO	98435622	852056-6	448 ,449 ,454 ,644 ,645
IVECO	98456218	902006-1	447 ,448 ,449 ,454 ,640 ,643 ,644 ,645
KHD	01168817	K-8	7 ,10 ,35 ,152 ,153 ,259 ,293 ,294 ,295 ,296 ,297 ,303 ,322 ,323 ,324 ,336 ,341 ,355 ,356 ,357 ,358 ,359 ,360 ,366 ,367 ,368 ,369 ,390 ,391 ,433 ,434 ,435 ,436 ,437 ,439 ,448 ,449 ,454 ,455 ,530 ,597 ,614 ,623 ,644 ,645 ,646 ,659 ,660 ,667 ,680 ,698 ,729 ,732 ,794 ,993 ,1073 ,1076 ,1126 ,1127 ,1128 ,1129 ,1130 ,1131 ,1136 ,1137 ,1138 ,1226 ,1227 ,1228 ,1229 ,1230 ,1231 ,1232 ,1233 ,1234 ,1238 ,1239 ,1249 ,1256 ,1399 ,1413 ,1414 ,1418 ,1419 ,1475 ,1477 ,1513 ,1514 ,1517 ,1522 ,1523 ,1528 ,1544 ,1679
KHD	01168818	K-10	35 ,337 ,361 ,362 ,363 ,370 ,392 ,393 ,647 ,648 ,667 ,668 ,726 ,729 ,746 ,747 ,748 ,778 ,1006 ,1241 ,1248 ,1273 ,1390 ,1439 ,1718
KHD	01179938	M-8	7 ,21 ,22 ,25 ,26 ,95 ,96 ,97 ,98 ,99 ,100 ,101 ,104 ,105 ,106 ,107 ,108 ,113 ,115 ,116 ,117 ,118 ,119 ,120 ,121 ,125 ,126 ,138 ,139 ,140 ,202 ,208 ,209 ,210 ,211 ,251 ,253 ,299 ,302 ,303 ,304 ,322 ,355 ,356 ,357 ,358 ,359 ,360 ,361 ,363 ,366 ,367 ,368 ,369 ,370 ,390 ,391 ,392 ,432 ,433 ,442 ,444 ,445 ,508 ,509 ,512 ,514 ,515 ,516 ,518 ,519 ,520 ,521 ,522 ,526 ,527 ,528 ,529 ,534 ,539 ,548 ,553 ,575 ,591 ,597 ,623 ,660 ,664 ,667 ,709 ,710 ,715 ,722 ,723 ,729 ,1028 ,1076 ,1132 ,1135 ,1136 ,1137 ,1156 ,1157 ,1242 ,1243 ,1249 ,1250 ,1257 ,1264 ,1314 ,1315 ,1316 ,1317 ,1319 ,1320 ,1325 ,1326 ,1330 ,1331 ,1332 ,1335 ,1369 ,1413 ,1418 ,1432 ,1477 ,1513 ,1517 ,1521 ,1522 ,1523 ,1524 ,1528 ,1529 ,1533 ,1536 ,1537 ,1542 ,1544 ,1545 ,1546 ,1629 ,1630 ,1631 ,1632 ,1633 ,1634 ,1635 ,1636 ,1637 ,1639 ,1640 ,1641 ,1642 ,1643 ,1644 ,1645 ,1646 ,1647 ,1649 ,1650 ,1653 ,1654 ,1656 ,1657 ,1658 ,1659 ,1660 ,1661 ,1663 ,1664 ,1665 ,1666 ,1667 ,1669 ,1671 ,1673 ,1674 ,1675 ,1676 ,1677 ,1679 ,1680 ,1681 ,1686 ,1688 ,1689 ,1690 ,1695 ,1696 ,1697 ,1699 ,1706
KHD	02108102	M-8	7 ,21 ,22 ,25 ,26 ,95 ,96 ,97 ,98 ,99 ,100 ,101 ,104 ,105 ,106 ,107 ,108 ,113 ,115 ,116 ,117 ,118 ,119 ,120 ,121 ,125 ,126 ,138 ,139 ,140 ,202 ,208 ,209 ,210 ,211 ,251 ,253 ,299 ,302 ,303 ,304 ,322 ,355 ,356 ,357 ,358 ,359 ,360 ,361 ,363 ,366 ,367 ,368 ,369 ,370 ,390 ,391 ,392 ,432 ,433 ,442 ,444 ,445 ,508 ,509 ,512 ,514 ,515 ,516 ,518 ,519 ,520 ,521 ,522 ,526 ,527 ,528 ,529 ,534 ,539 ,548 ,553 ,575 ,591 ,597 ,623 ,660 ,664 ,667 ,709 ,710 ,715 ,722 ,723 ,729 ,1028 ,1076 ,1132 ,1135 ,1136 ,1137 ,1156 ,1157 ,1242 ,1243 ,1249 ,1250 ,1257 ,1264 ,1314 ,1315 ,1316 ,1317 ,1319 ,1320 ,1325 ,1326 ,1330 ,1331 ,1332 ,1335 ,1369 ,1413 ,1418 ,1432 ,1477 ,1513 ,1517 ,1521 ,1522 ,1523 ,1524 ,1528 ,1529 ,1533 ,1536 ,1537 ,1542 ,1544 ,1545 ,1546 ,1629 ,1630 ,1631 ,1632 ,1633 ,1634 ,1635 ,1636 ,1637 ,1639 ,1640 ,1641 ,1642 ,1643 ,1644 ,1645 ,1646 ,1647 ,1649 ,1650 ,1653 ,1654 ,1656 ,1657 ,1658 ,1659 ,1660 ,1661 ,1663 ,1664 ,1665 ,1666 ,1667 ,1669 ,1671 ,1673 ,1674 ,1675 ,1676 ,1677 ,1679 ,1680 ,1681 ,1686 ,1688 ,1689 ,1690 ,1695 ,1696 ,1697 ,1699 ,1706
KHD	02108183	851572-6	355 ,667
KHD	02133731	851503-6 851504-6 851535-6	355 ,356 ,357 ,359 ,360 ,366 ,368 ,369 ,391 ,667 ,729
KHD	02137300	861532-6	7 ,356 ,357 ,358 ,359 ,360 ,366 ,367 ,368 ,369 ,390 ,391 ,729
KHD	02137301	851535-6	7 ,356 ,357 ,358 ,359 ,360 ,366 ,367 ,368 ,369 ,390 ,391 ,729
KHD	02137302	871577-6	355 ,356 ,357 ,358 ,359 ,360 ,366 ,368
KHD	02137306	871579-6	355 ,356 ,357 ,358 ,359 ,360 ,366 ,368
KHD	02137457	851504-6	7 ,355 ,356 ,357 ,358 ,359 ,360 ,366 ,367 ,368 ,369 ,391 ,643 ,667 ,729
KHD	02148102	881580-6	361 ,362 ,647
KHD	02148103	881581-6	361 ,362 ,647
KHD	02148907	861515-6	361 ,362 ,363 ,370 ,647 ,667 ,668 ,729 ,1006
KHD	02232528	881571-6	7 ,355 ,356 ,357 ,358 ,359 ,360 ,366 ,367 ,368 ,369 ,390 ,391 ,392 ,667 ,729
KHD	02232717	861505-6	355 ,356 ,357 ,359 ,360 ,366 ,368 ,369 ,391 ,667 ,729
KHD	02233019	881571-6	7 ,355 ,356 ,357 ,358 ,359 ,360 ,366 ,367 ,368 ,369 ,390 ,391 ,392 ,667 ,729
KHD	02237301	861532-6	7 ,356 ,357 ,358 ,359 ,360 ,366 ,367 ,368 ,369 ,390 ,391 ,729
KHD	02402585	851530-6	361 ,362 ,363 ,370 ,647 ,668
KHD	02412165	861515-6	361 ,362 ,363 ,370 ,647 ,667 ,668 ,729 ,1006
KHD	02414263	881576-6	361 ,667 ,729
KHD	02414268	881575-6	361 ,667 ,729
KHD	02414269	881576-6	361 ,667 ,729
KHD	02427782	871550-6	
KHD	03318904	851522-6	668
KHD	03358980	851510-6	667
KHD	03358982	851511-6	667



# OE- Reference

OE- Manu.	Reference-No.	SM-No.	On Page
KHD	03358982	851511-6	667
KHD	03371760	871579-6	355 ,356 ,357 ,358 ,359 ,360 ,366 ,368
KHD	03371885	971577-6	356 ,357 ,358 ,359 ,360 ,366 ,367 ,368
KHD	04005759	881502-6	
KHD	04006076	881501-6	
KHD	04146225	851530-6	361 ,362 ,363 ,370 ,647 ,668
KHD	04146226	851530-6	361 ,362 ,363 ,370 ,647 ,668
KHD	04147322	881584-6	361 ,362 ,363 ,370 ,647 ,668 ,1006
KHD	04147327	881590-6	361 ,362 ,363 ,370 ,668 ,1006
KHD	04149230	971580-6	361 ,362 ,363 ,370
KHD	04150036	851535-6	7 ,356 ,357 ,358 ,359 ,360 ,366 ,367 ,368 ,369 ,390 ,391 ,729
KHD	04153629	851504-6	7 ,355 ,356 ,357 ,358 ,359 ,360 ,366 ,367 ,368 ,369 ,391 ,643 ,667 ,729
KHD	04153631	851535-6	7 ,356 ,357 ,358 ,359 ,360 ,366 ,367 ,368 ,369 ,390 ,391 ,729
KHD	04153681	871578-6	
KHD	04153696	861505-6	355 ,356 ,357 ,359 ,360 ,366 ,368 ,369 ,391 ,667 ,729
KHD	04153697	861532-6	7 ,356 ,357 ,358 ,359 ,360 ,366 ,367 ,368 ,369 ,390 ,391 ,729
KHD	04153773	851503-6 851504-6	355 ,356 ,357 ,359 ,360 ,366 ,368 ,369 ,391 ,667 ,729
KHD	04159136	851568-6	357 ,359 ,360 ,366 ,368 ,369 ,391 ,729
KHD	04159137	861559-6 861563-6	7 ,357 ,358 ,359 ,360 ,366 ,367 ,368 ,369 ,391 ,392 ,729
KHD	04159138	851568-6	357 ,359 ,360 ,366 ,368 ,369 ,391 ,729
KHD	04159139	861559-6 861563-6	7 ,357 ,358 ,359 ,360 ,366 ,367 ,368 ,369 ,391 ,392 ,729
KHD	04159140	851570-6	7 ,358 ,367
KHD	04170164	881566-6	355 ,667
KHD	04170898	851572-6	355 ,667
KHD	04170899	861565-6	355 ,667
KHD	04185461	861567-6	361 ,362 ,647 ,668 ,729 ,1006
KHD	04185770	851574-6	361 ,362 ,363 ,370 ,647 ,667 ,668 ,729 ,1006
KHD	04192396	871587-6	355 ,357 ,366
KHD	04192397	871588-6	355 ,357 ,366
KHD	04195708	881586-6	355 ,366
KHD	04200065	851578-6	360 ,369 ,1528 ,1543
KHD	04201238	881564-6	360 ,369 ,370
KHD	04204014	851578-6	360 ,369 ,1528 ,1543
KHD	04204015	861571-6	360 ,369 ,1528 ,1543
KHD	04208095	851576-6	355 ,366 ,390
KHD	04208096	861569-6	355 ,366 ,390
KHD	04209110	851578-6	360 ,369 ,1528 ,1543
KHD	04209111	861571-6	360 ,369 ,1528 ,1543
KHD	04220142	861583-6	363 ,664
KHD	04220143	851582-6	363
KHD	04220708	881588-6	363 ,664
KHD	04220789	871592-6	363 ,664
KHD	04220795	871591-6	363 ,664
KHD	04226412	861583-6	363 ,664
KHD	04226413	851582-6	363
KHD	04226563	871591-6	363 ,664
KHD	04230567	851568-6	357 ,359 ,360 ,366 ,368 ,369 ,391 ,729
KHD	04231479	851562-6	7 ,357 ,358 ,359 ,360 ,366 ,367 ,368 ,369 ,391 ,392 ,729
KHD	04231804	861559-6 861563-6	7 ,357 ,358 ,359 ,360 ,366 ,367 ,368 ,369 ,391 ,392 ,729
KHD	04234951	851562-6	7 ,357 ,358 ,359 ,360 ,366 ,367 ,368 ,369 ,391 ,392 ,729
KHD	04234952	851562-6	7 ,357 ,358 ,359 ,360 ,366 ,367 ,368 ,369 ,391 ,392 ,729
KHD	04240712	861567-6	361 ,362 ,647 ,668 ,729 ,1006
KHD	04250074	883868-6	356 ,357 ,360 ,361 ,367 ,369 ,390 ,1249 ,1528
KHD	04251064	971581-6	
KHD	04252442	871589-6	360 ,369 ,370 ,1543
KHD	04252443	871590-6	360 ,369 ,370 ,1543

# OE- Reference



OE- Manu.	Reference-No.	SM-No.	On Page
KHD	04252443	871590-6	360 ,369 ,370 ,1543
KHD	04254284	851591-6	357 ,367 ,390
KHD	04254285	861592-6	357 ,367 ,390
KHD	04254934	851591-6	357 ,367 ,390
KHD	04254935	861592-6	357 ,367 ,390
KHD	04255216	851576-6	355 ,366 ,390
KHD	04255217	861569-6	355 ,366 ,390
KHD	04255254	851578-6	360 ,369 ,1528 ,1543
KHD	04255255	861571-6	360 ,369 ,1528 ,1543
KHD	04255883	851578-6	360 ,369 ,1528 ,1543
KHD	04268373	861583-6	363 ,664
KHD	04271175	851572-6	355 ,667
KHD	04272209	851572-6	355 ,667
KHD	04280048	851520-4	355
KHD	04280049	861521-4	355
KHD	04280350	851520-4	355
KHD	04283374	851576-6	355 ,366 ,390
KHD	04283375	861569-6	355 ,366 ,390
KHD	04283376	851591-6	357 ,367 ,390
KHD	04283377	861592-6	357 ,367 ,390
KHD	04283380	851578-6	360 ,369 ,1528 ,1543
KHD	04283381	861571-6	360 ,369 ,1528 ,1543
KHD	04283708	851593-6	360 ,370 ,1543
KHD	04283709	861594-6	360 ,370 ,1543
KHD	04284042	851537-6	357 ,367
KHD	04285263	851593-6	360 ,370 ,1543
KHD	04285957	861594-6	360 ,370 ,1543
KHD	04290025	861594-6	360 ,370 ,1543
KHD	04290056	851593-6	360 ,370 ,1543
KHD	04900685	855163-6	360 ,361 ,369 ,370 ,1249 ,1528 ,1544
KHD	04900686	865164-6	360 ,361 ,369 ,370 ,1249 ,1528 ,1544
KHD	04903005	855163-6	360 ,361 ,369 ,370 ,1249 ,1528 ,1544
KHD	04903006	865164-6	360 ,361 ,369 ,370 ,1249 ,1528 ,1544
KHD	12159480	873302-6	
KHD	12159600	853205-6	376 ,390 ,392 ,999
KHD	12159602	863206-6	376 ,390 ,392 ,999
KHD	12164633	883301-6	376 ,390 ,392 ,999
KHD	12165099	863206-6	376 ,390 ,392 ,999
KHD	12167041	873301-6	
KHD	12911162	863206-6	376 ,390 ,392 ,999
KIA	91171178	972401-8	505 ,525 ,530 ,544 ,545 ,612 ,613 ,614 ,615 ,616 ,627 ,678 ,679 ,680 ,684 ,793 ,794 ,796 ,1082 ,1407 ,1483
KIA	MJF0112100	972401-8	505 ,525 ,530 ,544 ,545 ,612 ,613 ,614 ,615 ,616 ,627 ,678 ,679 ,680 ,684 ,793 ,794 ,796 ,1082 ,1407 ,1483
LADA	21011007010	852801-4	696 to 697
LADA	21011007012	862802-4	696 to 697
LADA	21011007032	882805-4	696 to 697
LADA	21011007033	882806-4	696 to 697
LADA	210111003020	902830-1	697
LADA	21081007010	852807-4	696
LADA	21081007012	862806-4	696 to 698



# OE- Reference

OE- Manu.	Reference-No.	SM-No.	On Page
LADA	21081007012	862806-4	696 to 698
LADA	2108100702602	912801-8	94 ,95 ,96 ,97 ,98 ,99 ,100 ,104 ,105 ,106 ,107 ,108 ,113 ,115 ,116 ,117 ,118 ,119 ,120 ,121 ,125 ,126 ,138 ,139 ,140 ,202 ,209 ,210 ,211 ,322 ,425 ,428 ,429 ,430 ,431 ,433 ,434 ,438 ,439 ,441 ,443 ,512 ,514 ,518 ,519 ,521 ,552 ,553 ,554 ,591 ,597 ,696 ,697 ,708 ,709 ,712 ,1028 ,1076 ,1264 ,1314 ,1315 ,1316 ,1317 ,1319 ,1320 ,1323 ,1325 ,1326 ,1330 ,1331 ,1332 ,1334 ,1369 ,1413 ,1477 ,1513 ,1517 ,1626 ,1629 ,1630 ,1631 ,1632 ,1633 ,1634 ,1635 ,1636 ,1637 ,1638 ,1639 ,1640 ,1641 ,1642 ,1643 ,1644 ,1646 ,1647 ,1649 ,1650 ,1653 ,1654 ,1656 ,1657 ,1658 ,1659 ,1660 ,1661 ,1663 ,1664 ,1665 ,1666 ,1667 ,1668 ,1669 ,1671 ,1673 ,1674 ,1675 ,1676 ,1677 ,1678 ,1680 ,1684 ,1695 ,1696 ,1697 ,1706 ,1714 ,1715
LADA	21081007032	882807-4	696 to 698
LADA	21081007033	882808-4	696 to 698
LADA	210811007010	852805-4	696
LADA	21121007010	852816-8	698
LADA	21121007012	862817-8	698
LADA	21121007032	882810-4	698
LADA	4183269	852801-4	696 to 697
LADA	4183270	862802-4	696 to 697

LANCIA	46787055	974001-8	22 ,23 ,24 ,429 ,431 ,432 ,435 ,443 ,709 ,710 ,712 ,715 ,716 ,1225 ,1233 ,1235 ,1236 ,1265 ,1266 ,1267
LANCIA	4826033	862053-4	26 ,149 ,444 ,445 ,640 ,641 ,717 ,1137 ,1239 ,1240 ,1247 ,1270 ,1334
LANCIA	9630441380	853765-6	303 ,716 ,1136 ,1137

M.W.M	12156904	853213-6	392 ,999
M.W.M	12159606	853215-6	369 ,392 ,999
M.W.M	12161045	883305-6	
M.W.M	12163176	883303-6	999
M.W.M	12163266	863211-6	999
M.W.M	12452884	883309-6	1000
M.W.M	12452885	883310-6	1000
M.W.M	622603453023	873302-6	
M.W.M	622604600054	853205-6	376 ,390 ,392 ,999
M.W.M	622604605014	853213-6	392 ,999
M.W.M	622604605034	863214-6	369 ,392 ,999
M.W.M	622604607014	853215-6	369 ,392 ,999
M.W.M	622604607034	863214-6	369 ,392 ,999
M.W.M	623203320034	883305-6	
M.W.M	62340332001	883302-6	999
M.W.M	623403320014	883302-6	999
M.W.M	623403329014	883303-6	999
M.W.M	623404600054	863211-6	999
M.W.M	623404600064	853209-6	999
M.W.M	630503320034	883301-6	376 ,390 ,392 ,999
M.W.M	630804600024	863206-6	376 ,390 ,392 ,999
M.W.M	632703450033	873301-6	
M.W.M	961004600024	863216-6	
M.W.M	961004600034	853219-6	

MAN	51.00900.6552	903103-1	757 ,758 ,759 ,760 ,761 ,762 ,763 ,764 ,765 ,766 ,767 ,768 ,769 ,770 ,771 ,772 ,773 ,774 ,775 ,776 ,777 ,778 ,1440
MAN	51.00900.6558	903103-1	757 ,758 ,759 ,760 ,761 ,762 ,763 ,764 ,765 ,766 ,767 ,768 ,769 ,770 ,771 ,772 ,773 ,774 ,775 ,776 ,777 ,778 ,1440
MAN	51.03201.0012	883133-6	750
MAN	51.03201.0014	883132-6	750
MAN	51.03201.0075	883135-6	752
MAN	51.03201.0087	883130-6	393 ,753 ,754 ,755 ,757 ,758 ,759 ,760 ,761 ,762 ,763 ,764 ,765 ,766 ,767 ,768 ,769 ,770 ,771 ,772 ,773 ,774 ,775 ,777 ,778 ,780 ,1008 ,1009 ,1010 ,1338 ,1339 ,1390 ,1440
MAN	51.03201.0088	883130-6	393 ,753 ,754 ,755 ,757 ,758 ,759 ,760 ,761 ,762 ,763 ,764 ,765 ,766 ,767 ,768 ,769 ,770 ,771 ,772 ,773 ,774 ,775 ,777 ,778 ,780 ,1008 ,1009 ,1010 ,1338 ,1339 ,1390 ,1440
MAN	51.03201.0098	883137-6	392 ,393 ,746 ,747 ,748 ,1006 ,1390 ,1439



# OE- Reference



OE- Manu.	Reference-No.	SM-No.	On Page
MAN	51.03201.0098	883137-6	392 ,393 ,746 ,747 ,748 ,1006 ,1390 ,1439
MAN	51.03201.0100	883136-6	392 ,393 ,746 ,747 ,748 ,1006 ,1390 ,1439 ,1718
MAN	51.03201.0102	883141-6	758 ,759 ,760 ,761 ,762 ,763 ,764 ,765 ,766 ,767 ,768 ,769 ,770 ,771 ,772 ,773 ,774 ,775 ,777 ,778 ,780 ,1008 ,1009 ,1010 ,1339 ,1390 ,1440
MAN	51.03201.0106	883138-6	392 ,393 ,746 ,747 ,748 ,1006 ,1390 ,1439
MAN	51.03201.0108	883144-6	759 ,762 ,763 ,764 ,766 ,767 ,768 ,770 ,772 ,777 ,778 ,1009 ,1010 ,1339 ,1390 ,1440
MAN	51.03201.0115	883139-6	387 ,750 ,751 ,756 ,759 ,765 ,767 ,768 ,769 ,772 ,773 ,777 ,1006 ,1009 ,1010 ,1011 ,1439 ,1440
MAN	51.03201.0122	883146-6	748 ,749 ,1006
MAN	51.03201.0126	883139-6	387 ,750 ,751 ,756 ,759 ,765 ,767 ,768 ,769 ,772 ,773 ,777 ,1006 ,1009 ,1010 ,1011 ,1439 ,1440
MAN	51.03201.0131	883139-6	387 ,750 ,751 ,756 ,759 ,765 ,767 ,768 ,769 ,772 ,773 ,777 ,1006 ,1009 ,1010 ,1011 ,1439 ,1440
MAN	51.03201.0136	883139-6	387 ,750 ,751 ,756 ,759 ,765 ,767 ,768 ,769 ,772 ,773 ,777 ,1006 ,1009 ,1010 ,1011 ,1439 ,1440
MAN	51.03201.1029	883132-6	750
MAN	51.03201.1052	883136-6	392 ,393 ,746 ,747 ,748 ,1006 ,1390 ,1439 ,1718
MAN	51.03201.1053	883137-6	392 ,393 ,746 ,747 ,748 ,1006 ,1390 ,1439
MAN	51.03201.1057	883138-6	392 ,393 ,746 ,747 ,748 ,1006 ,1390 ,1439
MAN	51.03201.1079	883139-6	387 ,750 ,751 ,756 ,759 ,765 ,767 ,768 ,769 ,772 ,773 ,777 ,1006 ,1009 ,1010 ,1011 ,1439 ,1440
MAN	51.03201.1090	883139-6	387 ,750 ,751 ,756 ,759 ,765 ,767 ,768 ,769 ,772 ,773 ,777 ,1006 ,1009 ,1010 ,1011 ,1439 ,1440
MAN	51.03203.0168	873111-6	754
MAN	51.03203.0171	873110-6	753 ,755 ,763 ,764 ,765 ,766 ,769 ,774 ,1009
MAN	51.03203.0184	873112-6	753 ,754 ,755 ,759 ,761 ,762 ,763 ,764 ,765 ,766 ,767 ,768 ,769 ,770 ,771 ,772 ,774 ,775 ,777 ,778 ,1008 ,1009 ,1010 ,1338 ,1339 ,1390 ,1440 ,1718
MAN	51.03203.0218	873111-6	754
MAN	51.03203.0219	873114-6	392 ,393 ,747 ,748 ,1006 ,1390 ,1439 ,1718
MAN	51.03203.0242	873122-6	755 ,758 ,759 ,761 ,762 ,763 ,764 ,765 ,766 ,769 ,770 ,771 ,773 ,774 ,775 ,1008 ,1010 ,1338
MAN	51.03203.0253	873115-6	392 ,393 ,747 ,748 ,1006 ,1390 ,1439 ,1718
MAN	51.03203.0267	873121-6	778 to 780
MAN	51.03203.0269	873120-6	778 ,779 ,780 ,1441
MAN	51.03203.0293	873109-6	758 ,759 ,761 ,762 ,763 ,764 ,765 ,766 ,767 ,768 ,769 ,770 ,771 ,772 ,773 ,774 ,778 ,1008 ,1009 ,1010
MAN	51.03203.0301	873116-6	687 ,767 ,768 ,769 ,770 ,772 ,773 ,774 ,776 ,777 ,1009 ,1010 ,1440 ,1718
MAN	51.03203.0302	873117-6	687 ,767 ,768 ,769 ,770 ,772 ,773 ,774 ,776 ,777 ,1009 ,1010 ,1440 ,1718
MAN	51.03203.0305	873114-6	392 ,393 ,747 ,748 ,1006 ,1390 ,1439 ,1718
MAN	51.03203.0319	873115-6	392 ,393 ,747 ,748 ,1006 ,1390 ,1439 ,1718
MAN	51.03203.0333	873115-6	392 ,393 ,747 ,748 ,1006 ,1390 ,1439 ,1718
MAN	51.03203.0339	873115-6	392 ,393 ,747 ,748 ,1006 ,1390 ,1439 ,1718
MAN	51.03203.0345	873123-6	777 ,1011
MAN	51.03203.0346	873124-6	777 ,1011
MAN	51.03203.0349	873115-6	392 ,393 ,747 ,748 ,1006 ,1390 ,1439 ,1718
MAN	51.03203.0365	873118-6	387 ,750 ,751 ,752 ,756 ,1006 ,1439 ,1691 ,1718
MAN	51.03203.0366	873119-6	387 ,750 ,751 ,752 ,756 ,1006 ,1439 ,1691 ,1718
MAN	51.03203.0402	873119-6	387 ,750 ,751 ,752 ,756 ,1006 ,1439 ,1691 ,1718
MAN	51.03203.0430	873118-6	387 ,750 ,751 ,752 ,756 ,1006 ,1439 ,1691 ,1718
MAN	51.03203.0433	873119-6	387 ,750 ,751 ,752 ,756 ,1006 ,1439 ,1691 ,1718
MAN	51.03901.0356	903101-1	753 ,754 ,757 ,758 ,759 ,760 ,761 ,762 ,763 ,764 ,765 ,766 ,767 ,768 ,769 ,770 ,771 ,772 ,773 ,774 ,775 ,776 ,777 ,778 ,779 ,780 ,1008 ,1009 ,1010 ,1011 ,1440 ,1441
MAN	51.04101.0129	853105-6	752
MAN	51.04101.0305	853105-6	752
MAN	51.04101.0332	853111-6	393 ,753 ,754 ,755 ,757 ,760 ,764 ,770 ,775
MAN	51.04101.0348	853118-6	393 ,753 ,754 ,755 ,757 ,758 ,759 ,760 ,761 ,762 ,763 ,764 ,765 ,766 ,767 ,768 ,769 ,770 ,771 ,772 ,773 ,774 ,775 ,777 ,778 ,780 ,1008 ,1009 ,1010 ,1338 ,1339 ,1390 ,1440 ,1718
MAN	51.04101.0367	863112-6	393 ,753 ,754 ,755 ,757 ,758 ,759 ,760 ,761 ,762 ,763 ,764 ,765 ,766 ,767 ,768 ,769 ,770 ,771 ,772 ,773 ,774 ,775 ,776 ,777 ,778 ,780 ,1008 ,1009 ,1010 ,1338 ,1339 ,1390 ,1440 ,1718
MAN	51.04101.0373	863106-6	752





# OE- Reference

OE- Manu.	Reference-No.	SM-No.	On Page
MAN	51.04101.0373	863106-6	752
MAN	51.04101.0375	853118-6	393 ,753 ,754 ,755 ,757 ,758 ,759 ,760 ,761 ,762 ,763 ,764 ,765 ,766 ,767 ,768 ,769 ,770 ,771 ,772 ,773 ,774 ,775 ,777 ,778 ,780 ,1008 ,1009 ,1010 ,1338 ,1339 ,1390 ,1440 ,1718
MAN	51.04101.0405	853113-6	393 ,753 ,754 ,755 ,757 ,760 ,764 ,770 ,775
MAN	51.04101.0410	863123-6	392 ,393 ,746 ,747 ,748 ,750 ,1006 ,1390 ,1439 ,1718
MAN	51.04101.0411	863123-6	392 ,393 ,746 ,747 ,748 ,750 ,1006 ,1390 ,1439 ,1718
MAN	51.04101.0422	853124-6	392 ,393 ,746 ,747 ,748 ,749 ,750 ,1006 ,1390 ,1439 ,1718
MAN	51.04101.0425	853124-6	392 ,393 ,746 ,747 ,748 ,749 ,750 ,1006 ,1390 ,1439 ,1718
MAN	51.04101.0438	853141-6	776 ,778 ,779 ,780 ,1441 ,1718
MAN	51.04101.0439	863142-6	778 ,779 ,780 ,1441
MAN	51.04101.0447	863112-6	393 ,753 ,754 ,755 ,757 ,758 ,759 ,760 ,761 ,762 ,763 ,764 ,765 ,766 ,767 ,768 ,769 ,770 ,771 ,772 ,773 ,774 ,775 ,776 ,777 ,778 ,780 ,1008 ,1009 ,1010 ,1338 ,1339 ,1390 ,1440 ,1718
MAN	51.04101.0462	853132-6	757 ,758 ,760 ,761 ,765 ,776 ,778
MAN	51.04101.0463	863133-6	757 ,758 ,760 ,761 ,765 ,776 ,778
MAN	51.04101.0478	853118-6	393 ,753 ,754 ,755 ,757 ,758 ,759 ,760 ,761 ,762 ,763 ,764 ,765 ,766 ,767 ,768 ,769 ,770 ,771 ,772 ,773 ,774 ,775 ,777 ,778 ,780 ,1008 ,1009 ,1010 ,1338 ,1339 ,1390 ,1440 ,1718
MAN	51.04101.0479	863112-6	393 ,753 ,754 ,755 ,757 ,758 ,759 ,760 ,761 ,762 ,763 ,764 ,765 ,766 ,767 ,768 ,769 ,770 ,771 ,772 ,773 ,774 ,775 ,776 ,777 ,778 ,780 ,1008 ,1009 ,1010 ,1338 ,1339 ,1390 ,1440 ,1718
MAN	51.04101.0482	853128-6	687 ,767 ,768 ,769 ,770 ,772 ,773 ,776 ,777 ,1009 ,1010 ,1440 ,1718
MAN	51.04101.0483	863130-6	687 ,767 ,768 ,769 ,770 ,772 ,773 ,776 ,777 ,1009 ,1010 ,1440 ,1718
MAN	51.04101.0487	863112-6	393 ,753 ,754 ,755 ,757 ,758 ,759 ,760 ,761 ,762 ,763 ,764 ,765 ,766 ,767 ,768 ,769 ,770 ,771 ,772 ,773 ,774 ,775 ,776 ,777 ,778 ,780 ,1008 ,1009 ,1010 ,1338 ,1339 ,1390 ,1440 ,1718
MAN	51.04101.0499	853132-6	757 ,758 ,760 ,761 ,765 ,776 ,778
MAN	51.04101.0501	863133-6	757 ,758 ,760 ,761 ,765 ,776 ,778
MAN	51.04101.0503	863133-6	757 ,758 ,760 ,761 ,765 ,776 ,778
MAN	51.04101.0509	853132-6	757 ,758 ,760 ,761 ,765 ,776 ,778
MAN	51.04101.0515	853138-6	748 ,749 ,750 ,1006 ,1691 ,1718
MAN	51.04101.0516	853138-6	748 ,749 ,750 ,1006 ,1691 ,1718
MAN	51.04101.0523	853136-6	751 ,776 ,777 ,1011
MAN	51.04101.0524	863137-6	751 ,776 ,777 ,1011
MAN	51.04101.0537	853138-6	748 ,749 ,750 ,1006 ,1691 ,1718
MAN	51.04101.0538	863139-6	748 ,749 ,750 ,1006 ,1691 ,1718
MAN	51.04101.0545	853140-6	387 ,750 ,751 ,752 ,756 ,1006 ,1439 ,1691 ,1718
MAN	51.04101.0546	863141-6	387 ,750 ,751 ,756 ,1006 ,1439 ,1691 ,1718
MAN	51.04101.0547	853134-6	687 ,765 ,767 ,768 ,769 ,770 ,772 ,773 ,776 ,777 ,1009 ,1010 ,1440 ,1718
MAN	51.04101.0548	863135-6	687 ,767 ,768 ,769 ,770 ,772 ,773 ,776 ,777 ,1009 ,1010 ,1440 ,1718
MAN	51.04101.0571	853140-6	387 ,750 ,751 ,752 ,756 ,1006 ,1439 ,1691 ,1718
MAN	51.04101.0574	853140-6	387 ,750 ,751 ,752 ,756 ,1006 ,1439 ,1691 ,1718
MAN	51.04104.0023	K-12	393 ,752 ,753 ,754 ,755 ,757 ,758 ,759 ,760 ,761 ,762 ,763 ,764 ,765 ,766 ,767 ,768 ,769 ,770 ,771 ,772 ,773 ,774 ,775 ,776 ,777 ,778 ,779 ,780 ,1008 ,1009 ,1010 ,1243 ,1250 ,1251 ,1338 ,1339 ,1390 ,1440 ,1441 ,1718
MAN	51.04104.0024	K-10	35 ,337 ,361 ,362 ,363 ,370 ,392 ,393 ,647 ,648 ,667 ,668 ,726 ,729 ,746 ,747 ,748 ,778 ,1006 ,1241 ,1248 ,1273 ,1390 ,1439 ,1718
MAN	51.04104.0028	R-9	20 ,342 ,572 ,687 ,767 ,768 ,769 ,770 ,772 ,773 ,777 ,881 ,886 ,887 ,891 ,902 ,903 ,904 ,906 ,941 ,1009 ,1010 ,1088 ,1338 ,1390 ,1402 ,1439 ,1440 ,1486 ,1718
MAN	51.04301.0064	973103-6	1008 to 1010
MAN	51.04301.0065	973103-6	1008 to 1010
MAN	51.04301.0068	973103-6	1008 to 1010
MAN	51.04301.0079	971060-6	753 ,754 ,761
MAN	51.04301.0084	973101-6	392 ,746 ,747 ,748 ,1006 ,1390 ,1439 ,1718
MAN	51.04301.0089	973101-6	392 ,746 ,747 ,748 ,1006 ,1390 ,1439 ,1718
MAN	51.04301.0100	973104-6	747 ,748 ,749 ,750 ,758 ,759 ,761 ,762 ,764 ,765 ,766 ,767 ,768 ,770 ,772 ,773 ,775 ,777 ,779 ,1009
MAN	51.04301.0102	973104-6	747 ,748 ,749 ,750 ,758 ,759 ,761 ,762 ,764 ,765 ,766 ,767 ,768 ,770 ,772 ,773 ,775 ,777 ,779 ,1009
MAN	51.04301.0109	973104-6	747 ,748 ,749 ,750 ,758 ,759 ,761 ,762 ,764 ,765 ,766 ,767 ,768 ,770 ,772 ,773 ,775 ,777 ,779 ,1009
MAN	51.04301.0110	973104-6	747 ,748 ,749 ,750 ,758 ,759 ,761 ,762 ,764 ,765 ,766 ,767 ,768 ,770 ,772 ,773 ,775 ,777 ,779 ,1009

# OE- Reference



OE- Manu.	Reference-No.	SM-No.	On Page
MAN	51.04301.0110	973104-6	747 ,748 ,749 ,750 ,758 ,759 ,761 ,762 ,764 ,765 ,766 ,767 ,768 ,770 ,772 ,773 ,775 ,777 ,779 ,1009
MAN	51.04902.0015	911010-8	752 ,756 ,757 ,771 ,772 ,773 ,777 ,778 ,779 ,781 ,942 ,943 ,944 ,945 ,946 ,947 ,948 ,951 ,952 ,953 ,954 ,955 ,956 ,957 ,962 ,963 ,964 ,965 ,1007 ,1009 ,1011 ,1012 ,1338 ,1339 ,1440 ,1441 ,1718
MAN	51.04902.0022	911010-8	752 ,756 ,757 ,771 ,772 ,773 ,777 ,778 ,779 ,781 ,942 ,943 ,944 ,945 ,946 ,947 ,948 ,951 ,952 ,953 ,954 ,955 ,956 ,957 ,962 ,963 ,964 ,965 ,1007 ,1009 ,1011 ,1012 ,1338 ,1339 ,1440 ,1441 ,1718
MAN	51.04902.0023	911010-8	752 ,756 ,757 ,771 ,772 ,773 ,777 ,778 ,779 ,781 ,942 ,943 ,944 ,945 ,946 ,947 ,948 ,951 ,952 ,953 ,954 ,955 ,956 ,957 ,962 ,963 ,964 ,965 ,1007 ,1009 ,1011 ,1012 ,1338 ,1339 ,1440 ,1441 ,1718
MAN	51.04902.0028	911010-8	752 ,756 ,757 ,771 ,772 ,773 ,777 ,778 ,779 ,781 ,942 ,943 ,944 ,945 ,946 ,947 ,948 ,951 ,952 ,953 ,954 ,955 ,956 ,957 ,962 ,963 ,964 ,965 ,1007 ,1009 ,1011 ,1012 ,1338 ,1339 ,1440 ,1441 ,1718
MAN	51.04902.0033	911002-8	105 ,106 ,120 ,128 ,132 ,156 ,157 ,334 ,335 ,351 ,387 ,560 ,652 ,664 ,687 ,750 ,751 ,752 ,756 ,757 ,758 ,760 ,767 ,768 ,770 ,772 ,773 ,775 ,776 ,777 ,781 ,887 ,888 ,889 ,891 ,894 ,896 ,897 ,898 ,899 ,903 ,906 ,948 ,958 ,959 ,960 ,961 ,962 ,966 ,967 ,968 ,969 ,996 ,1006 ,1009 ,1010 ,1011 ,1012 ,1155 ,1339 ,1340 ,1341 ,1342 ,1345 ,1396 ,1397 ,1398 ,1439 ,1440 ,1689 ,1691 ,1718

MASSEY	733818M1	863605-6	7 ,254 ,1086 ,1087 ,1088 ,1524
--------	----------	----------	--------------------------------

MAZDA	0290-12-111C	858503-4	794 to 795
MAZDA	0305-12-121	868504-4	794 to 795
MAZDA	C401-12-121	862190-4	511 ,512 ,513 ,514 ,534 ,538 ,544 ,545 ,794 ,795 ,1513
MAZDA	C601-12-111	852189-4	511 ,513 ,514 ,534 ,538 ,545 ,795 ,1513
MAZDA	F801-12-111A	858501-4	348 ,680 ,796
MAZDA	F801-12-121A	868502-4	796
MAZDA	F804-12-121	868502-4	796
MAZDA	JFY1-12-100	972401-8	505 ,525 ,530 ,544 ,545 ,612 ,613 ,614 ,615 ,616 ,627 ,678 ,679 ,680 ,684 ,793 ,794 ,796 ,1082 ,1407 ,1483
MAZDA	WL0112111	852127-4	530 ,796
MAZDA	WL0112121	862128-4	530 ,796
MAZDA	WL5112111	852127-4	530 ,796
MAZDA	WL5112121A	862128-4	530 ,796
MAZDA	Y401-12-101A	973801-8	21 ,22 ,24 ,259 ,286 ,287 ,288 ,290 ,294 ,298 ,300 ,301 ,334 ,383 ,429 ,431 ,432 ,435 ,436 ,440 ,441 ,505 ,506 ,507 ,509 ,510 ,527 ,597 ,612 ,655 ,659 ,678 ,684 ,709 ,711 ,712 ,714 ,721 ,722 ,732 ,793 ,880 ,883 ,884 ,887 ,892 ,903 ,904 ,932 ,974 ,975 ,978 ,987 ,995 ,1028 ,1029 ,1067 ,1077 ,1078 ,1119 ,1120 ,1121 ,1122 ,1127 ,1131 ,1133 ,1134 ,1236 ,1237 ,1386 ,1387 ,1396 ,1412 ,1413 ,1414 ,1415 ,1431 ,1469 ,1478 ,1479 ,1512
MAZDA	Y401-12-111	851135-4	287 ,383 ,507 ,538 ,793 ,1120 ,1412
MAZDA	Y401-12-121	861136-4	287 ,383 ,507 ,538 ,793 ,1120 ,1412
MAZDA	Y601-12-111	851107-4	288 ,428 ,509 ,510 ,544 ,794 ,987 ,1122 ,1412 ,1512
MAZDA	Y60112121	861108-4	288 ,428 ,509 ,510 ,544 ,987 ,1122 ,1412
MAZDA	Y60312101	973701-8	31 ,199 ,201 ,202 ,204 ,206 ,288 ,428 ,509 ,510 ,513 ,514 ,544 ,612 ,613 ,614 ,615 ,616 ,679 ,680 ,681 ,721 ,793 ,794 ,881 ,981 ,987 ,988 ,1074 ,1122 ,1256 ,1396 ,1412 ,1476 ,1512 ,1516 ,1521

MERCEDES-BENZ	3520160620	901006-1	387 ,911 ,912 ,913 ,914 ,915 ,916 ,917 ,918 ,919 ,920 ,921 ,922 ,924 ,925 ,928 ,929 ,930 ,931 ,1422
MERCEDES-BENZ	3520160720	901006-1	387 ,911 ,912 ,913 ,914 ,915 ,916 ,917 ,918 ,919 ,920 ,921 ,922 ,924 ,925 ,928 ,929 ,930 ,931 ,1422
MERCEDES-BENZ	A0000500225	971004-8	335 ,336 ,620 ,881 ,886 ,890 ,894 ,896 ,898 ,900 ,901 ,902 ,903 ,906 ,907 ,932 ,1398 ,1399 ,1689
MERCEDES-BENZ	A0000530022	915001-8	22 ,23 ,24 ,25 ,26 ,27 ,96 ,99 ,100 ,101 ,102 ,103 ,104 ,107 ,108 ,110 ,111 ,118 ,119 ,120 ,121 ,122 ,128 ,129 ,138 ,140 ,142 ,199 ,200 ,202 ,203 ,204 ,206 ,207 ,208 ,210 ,211 ,212 ,286 ,287 ,289 ,290 ,292 ,293 ,295 ,302 ,303 ,304 ,307 ,321 ,323 ,341 ,424 ,425 ,426 ,427 ,428 ,430 ,431 ,432 ,433 ,435 ,439 ,443 ,444 ,514 ,515 ,516 ,518 ,519 ,530 ,553 ,563 ,623 ,659 ,697 ,706 ,707 ,708 ,709 ,710 ,712 ,713 ,715 ,716 ,717 ,732 ,735 ,784 ,881 ,993 ,994 ,1025 ,1026 ,1027 ,1073 ,1119 ,1120 ,1121 ,1123 ,1124 ,1125 ,1126 ,1128 ,1130 ,1136 ,1137 ,1158 ,1159 ,1161 ,1224 ,1225 ,1227 ,1232 ,1233 ,1235 ,1236 ,1238 ,1239 ,1255 ,1266 ,1267 ,1311 ,1312 ,1313 ,1314 ,1315 ,1317 ,1318 ,1319 ,1320 ,1321 ,1322 ,1323 ,1325 ,1326 ,1327 ,1328 ,1331 ,1332 ,1333 ,1334 ,1363 ,1365 ,1367 ,1368 ,1369 ,1370 ,1371 ,1372 ,1374 ,1377 ,1378 ,1382 ,1413 ,1475 ,1514 ,1523 ,1524 ,1626 ,1627 ,1629 ,1630 ,1631 ,1632 ,1633 ,1635 ,1637 ,1638 ,1643 ,1644 ,1645 ,1646 ,1647 ,1648 ,1649 ,1650 ,1651 ,1652 ,1654 ,1660 ,1661 ,1663 ,1664 ,1665 ,1666 ,1667 ,1668 ,1669 ,1670 ,1671 ,1676 ,1677 ,1678 ,1679 ,1680 ,1681 ,1682 ,1683 ,1695 ,1696 ,1697 ,1698 ,1699 ,1700 ,1705 ,1706 ,1707 ,1708 ,1714



# OE- Reference

OE- Manu.	Reference-No.	SM-No.	On Page
MERCEDES-BENZ	A0000530022	915001-8	22, 23, 24, 25, 26, 27, 96, 99, 100, 101, 102, 103, 104, 107, 108, 110, 111, 118, 119, 120, 121, 122, 128, 129, 138, 140, 142, 199, 200, 202, 203, 204, 206, 207, 208, 210, 211, 212, 286, 287, 289, 290, 292, 293, 295, 302, 303, 304, 307, 321, 323, 341, 424, 425, 426, 427, 428, 430, 431, 432, 433, 435, 439, 443, 444, 514, 515, 516, 518, 519, 530, 553, 563, 623, 659, 697, 706, 707, 708, 709, 710, 712, 713, 715, 716, 717, 732, 735, 784, 881, 993, 994, 1025, 1026, 1027, 1073, 1119, 1120, 1121, 1123, 1124, 1125, 1126, 1128, 1130, 1136, 1137, 1158, 1159, 1161, 1224, 1225, 1227, 1232, 1233, 1235, 1236, 1238, 1239, 1255, 1266, 1267, 1311, 1312, 1313, 1314, 1315, 1317, 1318, 1319, 1320, 1321, 1322, 1323, 1325, 1326, 1327, 1328, 1331, 1332, 1333, 1334, 1363, 1365, 1367, 1368, 1369, 1370, 1371, 1372, 1374, 1377, 1378, 1382, 1413, 1475, 1514, 1523, 1524, 1626, 1627, 1629, 1630, 1631, 1632, 1633, 1635, 1637, 1638, 1643, 1644, 1645, 1646, 1647, 1648, 1649, 1650, 1651, 1652, 1654, 1660, 1661, 1663, 1664, 1665, 1666, 1667, 1668, 1669, 1670, 1671, 1676, 1677, 1678, 1679, 1680, 1681, 1682, 1683, 1695, 1696, 1697, 1698, 1699, 1700, 1705, 1706, 1707, 1708, 1714
MERCEDES-BENZ	A0000530426	L-12	942, 943, 944, 945, 946, 947, 951, 952, 953, 955, 1007, 1009, 1011, 1338
MERCEDES-BENZ	A0000530696	913502-8	106, 153, 253, 528, 529, 554, 723, 901, 1074, 1077, 1078, 1081, 1257, 1475, 1478, 1479
MERCEDES-BENZ	A0000530796	913502-8	106, 153, 253, 528, 529, 554, 723, 901, 1074, 1077, 1078, 1081, 1257, 1475, 1478, 1479
MERCEDES-BENZ	A0000531026	L-6	293, 298, 302, 303, 307, 308, 380, 442, 443, 623, 715, 716, 879, 887, 889, 890, 891, 893, 894, 898, 978, 1125, 1126, 1129, 1135, 1136, 1137, 1386
MERCEDES-BENZ	A0000531126	M-6	4, 20, 21, 22, 24, 26, 31, 32, 94, 96, 103, 104, 108, 109, 110, 112, 113, 114, 121, 122, 123, 124, 125, 126, 127, 128, 130, 131, 132, 137, 138, 139, 140, 141, 142, 143, 199, 200, 201, 202, 203, 204, 205, 206, 207, 208, 210, 211, 215, 216, 240, 246, 248, 249, 252, 258, 294, 298, 299, 300, 301, 304, 314, 322, 331, 384, 425, 427, 430, 431, 432, 435, 440, 441, 442, 446, 505, 506, 512, 513, 518, 519, 521, 524, 525, 534, 538, 539, 544, 545, 546, 547, 560, 590, 592, 593, 640, 642, 643, 655, 659, 681, 690, 706, 708, 709, 711, 713, 714, 715, 721, 722, 732, 735, 787, 793, 794, 795, 880, 881, 882, 883, 884, 885, 903, 904, 974, 975, 978, 981, 988, 995, 1026, 1027, 1028, 1029, 1064, 1065, 1070, 1073, 1074, 1075, 1076, 1077, 1078, 1079, 1119, 1127, 1131, 1132, 1133, 1134, 1135, 1138, 1152, 1153, 1154, 1155, 1158, 1159, 1161, 1225, 1226, 1232, 1236, 1237, 1238, 1256, 1264, 1265, 1311, 1316, 1319, 1322, 1323, 1324, 1325, 1327, 1328, 1329, 1330, 1331, 1332, 1333, 1363, 1365, 1366, 1368, 1370, 1371, 1372, 1373, 1374, 1375, 1376, 1377, 1378, 1379, 1382, 1387, 1407, 1411, 1412, 1414, 1422, 1466, 1467, 1472, 1475, 1476, 1477, 1478, 1479, 1480, 1481, 1513, 1515, 1516, 1517, 1518, 1520, 1521, 1522, 1626, 1636, 1638, 1639, 1646, 1649, 1652, 1655, 1661, 1662, 1663, 1667, 1668, 1669, 1671, 1672, 1673, 1678, 1679, 1680, 1682, 1683, 1684, 1685, 1686, 1687, 1689, 1695, 1696, 1698, 1699, 1700, 1705, 1707, 1708
MERCEDES-BENZ	A0000532026	L-6	293, 298, 302, 303, 307, 308, 380, 442, 443, 623, 715, 716, 879, 887, 889, 890, 891, 893, 894, 898, 978, 1125, 1126, 1129, 1135, 1136, 1137, 1386
MERCEDES-BENZ	A0000532258	911001-8	620, 889, 891, 901, 902, 1087, 1088, 1152, 1334
MERCEDES-BENZ	A0000532858	911001-8	620, 889, 891, 901, 902, 1087, 1088, 1152, 1334
MERCEDES-BENZ	A0000533558	911002-8	105, 106, 120, 128, 132, 156, 157, 334, 335, 351, 387, 560, 652, 664, 687, 750, 751, 752, 756, 757, 758, 760, 767, 768, 770, 772, 773, 775, 776, 777, 781, 887, 888, 889, 891, 894, 896, 897, 898, 899, 903, 906, 948, 958, 959, 960, 961, 962, 966, 967, 968, 969, 996, 1006, 1009, 1010, 1011, 1012, 1155, 1339, 1340, 1341, 1342, 1345, 1396, 1397, 1398, 1439, 1440, 1689, 1691, 1718
MERCEDES-BENZ	A0000533658	911004-8	334, 335, 883, 887, 888, 889, 894, 895, 896, 897, 898, 899, 904, 905, 1396, 1397, 1398
MERCEDES-BENZ	A0000534558	915097-8	32, 94, 96, 99, 103, 104, 106, 108, 109, 110, 111, 112, 113, 114, 121, 122, 123, 124, 125, 126, 127, 128, 129, 130, 131, 132, 137, 138, 139, 140, 141, 142, 143, 146, 199, 200, 203, 204, 205, 207, 208, 209, 210, 211, 212, 215, 216, 241, 243, 245, 246, 247, 248, 249, 250, 251, 252, 253, 258, 259, 291, 292, 293, 301, 302, 303, 307, 308, 314, 322, 330, 331, 332, 333, 334, 375, 376, 380, 430, 431, 443, 446, 518, 521, 560, 569, 575, 589, 590, 591, 592, 593, 594, 597, 623, 626, 659, 660, 661, 690, 714, 716, 717, 721, 722, 723, 732, 735, 879, 880, 881, 882, 883, 884, 885, 886, 887, 889, 890, 891, 892, 898, 903, 904, 932, 936, 974, 975, 978, 993, 994, 995, 1026, 1027, 1028, 1030, 1068, 1069, 1070, 1072, 1073, 1074, 1075, 1077, 1079, 1080, 1081, 1121, 1125, 1126, 1133, 1134, 1135, 1136, 1152, 1153, 1154, 1155, 1156, 1158, 1159, 1160, 1161, 1225, 1226, 1232, 1235, 1238, 1239, 1255, 1264, 1265, 1311, 1315, 1316, 1319, 1322, 1323, 1324, 1325, 1327, 1328, 1329, 1330, 1331, 1332, 1333, 1334, 1363, 1365, 1366, 1367, 1368, 1370, 1371, 1372, 1373, 1374, 1375, 1376, 1377, 1378, 1379, 1382, 1386, 1387, 1396, 1407, 1412, 1418, 1470, 1471, 1472, 1473, 1474, 1475, 1476, 1477, 1478, 1479, 1480, 1481, 1482, 1517, 1521, 1626, 1633, 1636, 1638, 1639, 1642, 1643, 1646, 1649, 1652, 1653, 1654, 1655, 1658, 1661, 1662, 1663, 1667, 1668, 1669, 1670, 1671, 1672, 1673, 1678, 1679, 1680, 1682, 1683, 1684, 1685, 1686, 1687, 1689, 1695, 1696, 1697, 1698, 1699, 1700, 1705, 1707, 1708





# OE- Reference

OE- Manu.	Reference-No.	SM-No.	On Page
MERCEDES-BENZ	A0000535158	915097-8	32 ,94 ,96 ,99 ,103 ,104 ,106 ,108 ,109 ,110 ,111 ,112 ,113 ,114 ,121 ,122 ,123 ,124 ,125 ,126 ,127 ,128 ,129 ,130 ,131 ,132 ,137 ,138 ,139 ,140 ,141 ,142 ,143 ,146 ,199 ,200 ,203 ,204 ,205 ,207 ,208 ,209 ,210 ,211 ,212 ,215 ,216 ,241 ,243 ,245 ,246 ,247 ,248 ,249 ,250 ,251 ,252 ,253 ,258 ,259 ,291 ,292 ,293 ,301 ,302 ,303 ,307 ,308 ,314 ,322 ,330 ,331 ,332 ,333 ,334 ,375 ,376 ,380 ,430 ,431 ,443 ,446 ,518 ,521 ,560 ,569 ,575 ,589 ,590 ,591 ,592 ,593 ,594 ,597 ,623 ,626 ,659 ,660 ,661 ,690 ,714 ,716 ,717 ,721 ,722 ,723 ,732 ,735 ,879 ,880 ,881 ,882 ,883 ,884 ,885 ,886 ,887 ,889 ,890 ,891 ,892 ,898 ,903 ,904 ,932 ,936 ,974 ,975 ,978 ,993 ,994 ,995 ,1026 ,1027 ,1028 ,1030 ,1068 ,1069 ,1070 ,1072 ,1073 ,1074 ,1075 ,1077 ,1079 ,1080 ,1081 ,1121 ,1125 ,1126 ,1133 ,1134 ,1135 ,1136 ,1152 ,1153 ,1154 ,1155 ,1156 ,1158 ,1159 ,1160 ,1161 ,1225 ,1226 ,1232 ,1235 ,1238 ,1239 ,1255 ,1264 ,1265 ,1311 ,1315 ,1316 ,1319 ,1322 ,1323 ,1324 ,1325 ,1327 ,1328 ,1329 ,1330 ,1331 ,1332 ,1333 ,1334 ,1363 ,1365 ,1366 ,1367 ,1368 ,1370 ,1371 ,1372 ,1373 ,1374 ,1375 ,1376 ,1377 ,1378 ,1379 ,1382 ,1386 ,1387 ,1396 ,1407 ,1412 ,1418 ,1470 ,1471 ,1472 ,1473 ,1474 ,1475 ,1476 ,1477 ,1478 ,1479 ,1480 ,1481 ,1482 ,1517 ,1521 ,1626 ,1633 ,1636 ,1638 ,1639 ,1642 ,1643 ,1646 ,1649 ,1652 ,1653 ,1654 ,1655 ,1658 ,1661 ,1662 ,1663 ,1667 ,1668 ,1669 ,1670 ,1671 ,1672 ,1673 ,1678 ,1679 ,1680 ,1682 ,1683 ,1684 ,1685 ,1686 ,1687 ,1689 ,1695 ,1696 ,1697 ,1698 ,1699 ,1700 ,1705 ,1707 ,1708
MERCEDES-BENZ	A0000535658	915097-8	32 ,94 ,96 ,99 ,103 ,104 ,106 ,108 ,109 ,110 ,111 ,112 ,113 ,114 ,121 ,122 ,123 ,124 ,125 ,126 ,127 ,128 ,129 ,130 ,131 ,132 ,137 ,138 ,139 ,140 ,141 ,142 ,143 ,146 ,199 ,200 ,203 ,204 ,205 ,207 ,208 ,209 ,210 ,211 ,212 ,215 ,216 ,241 ,243 ,245 ,246 ,247 ,248 ,249 ,250 ,251 ,252 ,253 ,258 ,259 ,291 ,292 ,293 ,301 ,302 ,303 ,307 ,308 ,314 ,322 ,330 ,331 ,332 ,333 ,334 ,375 ,376 ,380 ,430 ,431 ,443 ,446 ,518 ,521 ,560 ,569 ,575 ,589 ,590 ,591 ,592 ,593 ,594 ,597 ,623 ,626 ,659 ,660 ,661 ,690 ,714 ,716 ,717 ,721 ,722 ,723 ,732 ,735 ,879 ,880 ,881 ,882 ,883 ,884 ,885 ,886 ,887 ,889 ,890 ,891 ,892 ,898 ,903 ,904 ,932 ,936 ,974 ,975 ,978 ,993 ,994 ,995 ,1026 ,1027 ,1028 ,1030 ,1068 ,1069 ,1070 ,1072 ,1073 ,1074 ,1075 ,1077 ,1079 ,1080 ,1081 ,1121 ,1125 ,1126 ,1133 ,1134 ,1135 ,1136 ,1152 ,1153 ,1154 ,1155 ,1156 ,1158 ,1159 ,1160 ,1161 ,1225 ,1226 ,1232 ,1235 ,1238 ,1239 ,1255 ,1264 ,1265 ,1311 ,1315 ,1316 ,1319 ,1322 ,1323 ,1324 ,1325 ,1327 ,1328 ,1329 ,1330 ,1331 ,1332 ,1333 ,1334 ,1363 ,1365 ,1366 ,1367 ,1368 ,1370 ,1371 ,1372 ,1373 ,1374 ,1375 ,1376 ,1377 ,1378 ,1379 ,1382 ,1386 ,1387 ,1396 ,1407 ,1412 ,1418 ,1470 ,1471 ,1472 ,1473 ,1474 ,1475 ,1476 ,1477 ,1478 ,1479 ,1480 ,1481 ,1482 ,1517 ,1521 ,1626 ,1633 ,1636 ,1638 ,1639 ,1642 ,1643 ,1646 ,1649 ,1652 ,1653 ,1654 ,1655 ,1658 ,1661 ,1662 ,1663 ,1667 ,1668 ,1669 ,1670 ,1671 ,1672 ,1673 ,1678 ,1679 ,1680 ,1682 ,1683 ,1684 ,1685 ,1686 ,1687 ,1689 ,1695 ,1696 ,1697 ,1698 ,1699 ,1700 ,1705 ,1707 ,1708
MERCEDES-BENZ	A0000540201	975001-8	96 ,97 ,98 ,99 ,100 ,101 ,102 ,104 ,105 ,106 ,107 ,108 ,115 ,116 ,117 ,118 ,119 ,120 ,121 ,125 ,126 ,128 ,129 ,138 ,140 ,514 ,515 ,518 ,569 ,881 ,996 ,1313 ,1314 ,1315 ,1317 ,1318 ,1319 ,1320 ,1321 ,1325 ,1326 ,1327 ,1331 ,1332 ,1334 ,1367 ,1369 ,1370 ,1513 ,1517 ,1629 ,1630 ,1631 ,1632 ,1633 ,1634 ,1635 ,1636 ,1637 ,1639 ,1640 ,1641 ,1643 ,1644 ,1645 ,1646 ,1647 ,1649 ,1650 ,1656 ,1657 ,1658 ,1659 ,1660 ,1661 ,1663 ,1664 ,1665 ,1666 ,1668 ,1669 ,1671 ,1673 ,1674 ,1675 ,1676 ,1677 ,1678 ,1679 ,1680 ,1681 ,1695 ,1706
MERCEDES-BENZ	A1020500027	861034-4	895 ,896 ,904 ,905
MERCEDES-BENZ	A1020500326	851055-4	895 ,904 ,905
MERCEDES-BENZ	A1020500327	861034-4	895 ,896 ,904 ,905
MERCEDES-BENZ	A1020500426	851033-4	895 ,896 ,904
MERCEDES-BENZ	A1020500427	861085-4	895
MERCEDES-BENZ	A1020500526	851055-4	895 ,904 ,905
MERCEDES-BENZ	A1020500562	881068-4 881077-4	895 ,896 ,904 ,905
MERCEDES-BENZ	A1020500924	881067-4	895 ,896 ,904 ,905
MERCEDES-BENZ	A1020501224	881068-4 881077-4	895 ,896 ,904 ,905
MERCEDES-BENZ	A1020501724	881067-4	895 ,896 ,904 ,905
MERCEDES-BENZ	A1020501824	881068-4 881077-4	895 ,896 ,904 ,905
MERCEDES-BENZ	A1020504024	881051-4	905
MERCEDES-BENZ	A1020505501	511001-1	895 ,905
MERCEDES-BENZ	A1020506724	881056-4	905
MERCEDES-BENZ	A1020508924	881050-4	895 ,896 ,904 ,905
MERCEDES-BENZ	A1020530026	R-8	26 ,149 ,156 ,304 ,335 ,387 ,444 ,445 ,446 ,447 ,448 ,454 ,640 ,641 ,642 ,643 ,716 ,717 ,883 ,887 ,888 ,889 ,894 ,895 ,896 ,897 ,898 ,899 ,904 ,905 ,932 ,933 ,934 ,935 ,936 ,937 ,938 ,939 ,940 ,941 ,1003 ,1082 ,1137 ,1138 ,1239 ,1240 ,1247 ,1250 ,1270 ,1334 ,1338 ,1397 ,1398 ,1482 ,1483 ,1524 ,1525 ,1526 ,1527 ,1528 ,1535 ,1536 ,1542 ,1543 ,1544 ,1546
MERCEDES-BENZ	A1020530226	R-7	107 ,118 ,119 ,120 ,128 ,142 ,311 ,335 ,336 ,341 ,387 ,439 ,530 ,548 ,572 ,620 ,643 ,645 ,664 ,712 ,713 ,894 ,896 ,900 ,901 ,902 ,1331 ,1390 ,1399 ,1422 ,1433 ,1486 ,1663 ,1676 ,1681 ,1689 ,1691 ,1714
MERCEDES-BENZ	A1020530601	851084-4	895 to 896
MERCEDES-BENZ	A1020530801	851055-4	895 ,904 ,905
MERCEDES-BENZ	A1020530901	851033-4	895 ,896 ,904



# OE- Reference



OE- Manu.	Reference-No.	SM-No.	On Page
MERCEDES-BENZ	A1020530901	851033-4	895 ,896 ,904
MERCEDES-BENZ	A1020531301	851033-4	895 ,896 ,904
MERCEDES-BENZ	A1020531501	851055-4	895 ,904 ,905
MERCEDES-BENZ	A1020531601	851033-4	895 ,896 ,904
MERCEDES-BENZ	A1020531658	911003-8 911004-8	260 ,376 ,377 ,661 ,883 ,894 ,895 ,896 ,899 ,904 ,905 ,1398
MERCEDES-BENZ	A1020531701	851055-4	895 ,904 ,905
MERCEDES-BENZ	A1020531801	851033-4	895 ,896 ,904
MERCEDES-BENZ	A1030500724	881071-6	883 ,894 ,905
MERCEDES-BENZ	A1030501327	861048-6	883 ,905
MERCEDES-BENZ	A1030501727	861054-6	894
MERCEDES-BENZ	A1030502224	881083-6 881108-4	883 ,894 ,905
MERCEDES-BENZ	A1030502724	881109-4	883 ,894
MERCEDES-BENZ	A1030530401	851053-6	894
MERCEDES-BENZ	A1030530527	861054-6	894
MERCEDES-BENZ	A1030531301	851053-6	894
MERCEDES-BENZ	A1030532001	851053-6	894
MERCEDES-BENZ	A1040501025	971004-8	335 ,336 ,620 ,881 ,886 ,890 ,894 ,896 ,898 ,900 ,901 ,902 ,903 ,906 ,907 ,932 ,1398 ,1399 ,1689
MERCEDES-BENZ	A1040501225	971004-8	335 ,336 ,620 ,881 ,886 ,890 ,894 ,896 ,898 ,900 ,901 ,902 ,903 ,906 ,907 ,932 ,1398 ,1399 ,1689
MERCEDES-BENZ	A1040501427	861083-6	894
MERCEDES-BENZ	A1040503724	881101-4	894 ,906
MERCEDES-BENZ	A1040504724	881104-4	894 ,900
MERCEDES-BENZ	A1040505224	881103-4	894 ,896 ,900 ,903 ,906 ,907
MERCEDES-BENZ	A1040505724	881105-4	903 ,906 ,907
MERCEDES-BENZ	A1040530801	851082-6	894
MERCEDES-BENZ	A1040531001	851082-6	894
MERCEDES-BENZ	A1040531201	851005-4 851086-6	335 ,336 ,620 ,894 ,896 ,900 ,901 ,902 ,1399 ,1689
MERCEDES-BENZ	A1040531401	851005-4 851086-6	335 ,336 ,620 ,894 ,896 ,900 ,901 ,902 ,1399 ,1689
MERCEDES-BENZ	A1080500524	881088-4	881 ,886 ,887 ,904
MERCEDES-BENZ	A1100500027	861016-6	886 ,903
MERCEDES-BENZ	A1100500726	851017-6	886
MERCEDES-BENZ	A1100504124	881098-4	886
MERCEDES-BENZ	A1100505324	881053-6	886
MERCEDES-BENZ	A1100505824	881054-6	906
MERCEDES-BENZ	A1100506524	881096-4	886
MERCEDES-BENZ	A1100530501	851017-6	886
MERCEDES-BENZ	A1100530601	851017-6	886
MERCEDES-BENZ	A1110500025	971004-8	335 ,336 ,620 ,881 ,886 ,890 ,894 ,896 ,898 ,900 ,901 ,902 ,903 ,906 ,907 ,932 ,1398 ,1399 ,1689
MERCEDES-BENZ	A1110500527	861099-4	335 ,894 ,896 ,900 ,902 ,1399
MERCEDES-BENZ	A1110500627	861093-4	886
MERCEDES-BENZ	A1110501227	861000-4	335 ,336 ,620 ,896 ,900 ,901 ,902 ,1399 ,1689
MERCEDES-BENZ	A1110501427	861000-4	335 ,336 ,620 ,896 ,900 ,901 ,902 ,1399 ,1689
MERCEDES-BENZ	A1110530101	851098-4	335 ,894 ,896 ,900 ,902 ,1399
MERCEDES-BENZ	A1110530201	851098-4	335 ,894 ,896 ,900 ,902 ,1399
MERCEDES-BENZ	A1110530301	851094-4	886
MERCEDES-BENZ	A1110530401	851094-4	886
MERCEDES-BENZ	A1110531029	881110-4	335 ,336 ,620 ,880 ,884 ,886 ,894 ,896 ,900 ,901 ,902 ,903 ,906 ,907 ,1399
MERCEDES-BENZ	A1110531101	851005-4 851086-6	335 ,336 ,620 ,894 ,896 ,900 ,901 ,902 ,1399 ,1689
MERCEDES-BENZ	A1110531201	851003-4	886
MERCEDES-BENZ	A1110532101	851005-4 851086-6	335 ,336 ,620 ,894 ,896 ,900 ,901 ,902 ,1399 ,1689
MERCEDES-BENZ	A1110532201	851003-4	886
MERCEDES-BENZ	A1110532301	851005-4 851086-6	335 ,336 ,620 ,894 ,896 ,900 ,901 ,902 ,1399 ,1689



# OE- Reference

OE- Manu.	Reference-No.	SM-No.	On Page
MERCEDES-BENZ	A1110532301	851005-4 851086-6	335 ,336 ,620 ,894 ,896 ,900 ,901 ,902 ,1399 ,1689
MERCEDES-BENZ	A1110532401	851005-4 851086-6	335 ,336 ,620 ,894 ,896 ,900 ,901 ,902 ,1399 ,1689
MERCEDES-BENZ	A1110532501	851003-4	886
MERCEDES-BENZ	A1130500127	861206-6	886
MERCEDES-BENZ	A1130500227	861202-6	900 ,978
MERCEDES-BENZ	A1130500327	861204-4	907
MERCEDES-BENZ	A1130530001	851205-6	886
MERCEDES-BENZ	A1130530101	851201-6	900 ,978
MERCEDES-BENZ	A1130530201	851203-4	907
MERCEDES-BENZ	A1130530329	881113-6	886 ,900 ,907 ,978
MERCEDES-BENZ	A1130530501	851201-6	900 ,978
MERCEDES-BENZ	A1130530601	851203-4	907
MERCEDES-BENZ	A1150500126	851030-4	881 ,904
MERCEDES-BENZ	A1150500226	851030-4	881 ,904
MERCEDES-BENZ	A1150530026	R-9	20 ,342 ,572 ,687 ,767 ,768 ,769 ,770 ,772 ,773 ,777 ,881 ,886 ,887 ,891 ,902 ,903 ,904 ,906 ,941 ,1009 ,1010 ,1088 ,1338 ,1390 ,1402 ,1439 ,1440 ,1486 ,1718
MERCEDES-BENZ	A1160500027	861036-4	891 ,902
MERCEDES-BENZ	A1160500126	851029-4	902 ,903 ,906
MERCEDES-BENZ	A1160500127	861036-4	891 ,902
MERCEDES-BENZ	A1160500226	851029-4	902 ,903 ,906
MERCEDES-BENZ	A1160500326	851035-4	891 ,902
MERCEDES-BENZ	A1160500426	851035-4	891 ,902
MERCEDES-BENZ	A1160504124	881086-4	903
MERCEDES-BENZ	A1160504724	881036-4	891 ,902 ,903 ,906
MERCEDES-BENZ	A1160505324	881049-4	891 ,902 ,903 ,906
MERCEDES-BENZ	A1170500027	861032-4	886 ,903 ,906
MERCEDES-BENZ	A1170500126	851056-4	906
MERCEDES-BENZ	A1170500127	861032-4	886 ,903 ,906
MERCEDES-BENZ	A1170500624	881097-4	891 ,902 ,906
MERCEDES-BENZ	A1190500325	971004-8	335 ,336 ,620 ,881 ,886 ,890 ,894 ,896 ,898 ,900 ,901 ,902 ,903 ,906 ,907 ,932 ,1398 ,1399 ,1689
MERCEDES-BENZ	A1190500525	971004-8	335 ,336 ,620 ,881 ,886 ,890 ,894 ,896 ,898 ,900 ,901 ,902 ,903 ,906 ,907 ,932 ,1398 ,1399 ,1689
MERCEDES-BENZ	A1190500527	861091-4	906 to 907
MERCEDES-BENZ	A1190500625	971004-8	335 ,336 ,620 ,881 ,886 ,890 ,894 ,896 ,898 ,900 ,901 ,902 ,903 ,906 ,907 ,932 ,1398 ,1399 ,1689
MERCEDES-BENZ	A1190500725	971004-8	335 ,336 ,620 ,881 ,886 ,890 ,894 ,896 ,898 ,900 ,901 ,902 ,903 ,906 ,907 ,932 ,1398 ,1399 ,1689
MERCEDES-BENZ	A1190500825	971004-8	335 ,336 ,620 ,881 ,886 ,890 ,894 ,896 ,898 ,900 ,901 ,902 ,903 ,906 ,907 ,932 ,1398 ,1399 ,1689
MERCEDES-BENZ	A1190500927	861089-4	903 ,906 ,907
MERCEDES-BENZ	A1190501027	861089-4	903 ,906 ,907
MERCEDES-BENZ	A1190501327	861089-4	903 ,906 ,907
MERCEDES-BENZ	A1190530401	851090-4	906 to 907
MERCEDES-BENZ	A1190530501	851090-4	906 to 907
MERCEDES-BENZ	A1190530801	851092-4	903 ,906 ,907
MERCEDES-BENZ	A1190531201	851088-4	903 ,906 ,907
MERCEDES-BENZ	A1190531701	851088-4	903 ,906 ,907
MERCEDES-BENZ	A1190531801	851092-4	903 ,906 ,907
MERCEDES-BENZ	A1190532301	851219-4	903 ,906 ,907
MERCEDES-BENZ	A1190532601	851219-4	903 ,906 ,907
MERCEDES-BENZ	A1210500024	881004-6	
MERCEDES-BENZ	A1210530401	851021-4	887
MERCEDES-BENZ	A1300500124	881087-4	881 ,882 ,886 ,887 ,904
MERCEDES-BENZ	A1600500027	861014-3	879 ,1386



# OE- Reference



OE- Manu.	Reference-No.	SM-No.	On Page
MERCEDES-BENZ	A1600500027	861014-3	879 ,1386
MERCEDES-BENZ	A1600500180	973801-8	21 ,22 ,24 ,259 ,286 ,287 ,288 ,290 ,294 ,298 ,300 ,301 ,334 ,383 ,429 ,431 ,432 ,435 ,436 ,440 ,441 ,505 ,506 ,507 ,509 ,510 ,527 ,597 ,612 ,655 ,659 ,678 ,684 ,709 ,711 ,712 ,714 ,721 ,722 ,732 ,793 ,880 ,883 ,884 ,887 ,892 ,903 ,904 ,932 ,974 ,975 ,978 ,987 ,995 ,1028 ,1029 ,1067 ,1077 ,1078 ,1119 ,1120 ,1121 ,1122 ,1127 ,1131 ,1133 ,1134 ,1236 ,1237 ,1386 ,1387 ,1396 ,1412 ,1413 ,1414 ,1415 ,1431 ,1469 ,1478 ,1479 ,1512
MERCEDES-BENZ	A1600530001	851015-3	879 ,1386
MERCEDES-BENZ	A1600530101	851015-3	879 ,1386
MERCEDES-BENZ	A1660500327	861210-4	880
MERCEDES-BENZ	A1660500427	861208-4	886
MERCEDES-BENZ	A1660530101	851209-4	880
MERCEDES-BENZ	A1660530201	851207-4	884 ,886
MERCEDES-BENZ	A2000530000	863880-4	321 ,322 ,623 ,697 ,879 ,1025 ,1027 ,1028 ,1076 ,1222 ,1223 ,1224 ,1226 ,1233 ,1387 ,1477
MERCEDES-BENZ	A2000530100	863880-4	321 ,322 ,623 ,697 ,879 ,1025 ,1027 ,1028 ,1076 ,1222 ,1223 ,1224 ,1226 ,1233 ,1387 ,1477
MERCEDES-BENZ	A2710500027	861218-4	882 ,974
MERCEDES-BENZ	A2710500427	861218-4	882 ,974
MERCEDES-BENZ	A2710500627	861216-4	882 ,974
MERCEDES-BENZ	A2710501127	861224-4	882 ,974
MERCEDES-BENZ	A2710530001	851217-4	882 ,974
MERCEDES-BENZ	A2710530501	851215-4	882 ,974
MERCEDES-BENZ	A2710530601	851215-4	882 ,974
MERCEDES-BENZ	A2710531001	851223-4	882 ,974
MERCEDES-BENZ	A2720500627	861222-6	903 ,975 ,978
MERCEDES-BENZ	A2720500827	861222-6	903 ,975 ,978
MERCEDES-BENZ	A2720501627	861222-6	903 ,975 ,978
MERCEDES-BENZ	A2720530501	851221-6	903 ,904 ,975 ,978
MERCEDES-BENZ	A2720530601	851221-6	903 ,904 ,975 ,978
MERCEDES-BENZ	A2780530100	915097-8	32 ,94 ,96 ,99 ,103 ,104 ,106 ,108 ,109 ,110 ,111 ,112 ,113 ,114 ,121 ,122 ,123 ,124 ,125 ,126 ,127 ,128 ,129 ,130 ,131 ,132 ,137 ,138 ,139 ,140 ,141 ,142 ,143 ,146 ,199 ,200 ,203 ,204 ,205 ,207 ,208 ,209 ,210 ,211 ,212 ,215 ,216 ,241 ,243 ,245 ,246 ,247 ,248 ,249 ,250 ,251 ,252 ,253 ,258 ,259 ,291 ,292 ,293 ,301 ,302 ,303 ,307 ,308 ,314 ,322 ,330 ,331 ,332 ,333 ,334 ,375 ,376 ,380 ,430 ,431 ,443 ,446 ,518 ,521 ,560 ,569 ,575 ,589 ,590 ,591 ,592 ,593 ,594 ,597 ,623 ,626 ,659 ,660 ,661 ,690 ,714 ,716 ,717 ,721 ,722 ,723 ,732 ,735 ,879 ,880 ,881 ,882 ,883 ,884 ,885 ,886 ,887 ,889 ,890 ,891 ,892 ,898 ,903 ,904 ,932 ,936 ,974 ,975 ,978 ,993 ,994 ,995 ,1026 ,1027 ,1028 ,1030 ,1068 ,1069 ,1070 ,1072 ,1073 ,1074 ,1075 ,1077 ,1079 ,1080 ,1081 ,1121 ,1125 ,1126 ,1133 ,1134 ,1135 ,1136 ,1152 ,1153 ,1154 ,1155 ,1156 ,1158 ,1159 ,1160 ,1161 ,1225 ,1226 ,1232 ,1235 ,1238 ,1239 ,1255 ,1264 ,1265 ,1311 ,1315 ,1316 ,1319 ,1322 ,1323 ,1324 ,1325 ,1327 ,1328 ,1329 ,1330 ,1331 ,1332 ,1333 ,1334 ,1363 ,1365 ,1366 ,1367 ,1368 ,1370 ,1371 ,1372 ,1373 ,1374 ,1375 ,1376 ,1377 ,1378 ,1379 ,1382 ,1386 ,1387 ,1396 ,1407 ,1412 ,1418 ,1470 ,1471 ,1472 ,1473 ,1474 ,1475 ,1476 ,1477 ,1478 ,1479 ,1480 ,1481 ,1482 ,1517 ,1521 ,1626 ,1633 ,1636 ,1638 ,1639 ,1642 ,1643 ,1646 ,1649 ,1652 ,1653 ,1654 ,1655 ,1658 ,1661 ,1662 ,1663 ,1667 ,1668 ,1669 ,1670 ,1671 ,1672 ,1673 ,1678 ,1679 ,1680 ,1682 ,1683 ,1684 ,1685 ,1686 ,1687 ,1689 ,1695 ,1696 ,1697 ,1698 ,1699 ,1700 ,1705 ,1707 ,1708
MERCEDES-BENZ	A2810530100	853879-4	321 ,879 ,1025 ,1223 ,1387
MERCEDES-BENZ	A2810530200	863880-4	321 ,322 ,623 ,697 ,879 ,1025 ,1027 ,1028 ,1076 ,1222 ,1223 ,1224 ,1226 ,1233 ,1387 ,1477
MERCEDES-BENZ	A3120530127	L-12	900 ,904 ,908 ,909 ,916 ,917 ,918 ,919 ,920 ,921 ,922 ,925 ,926 ,927 ,928 ,929 ,949 ,950 ,951
MERCEDES-BENZ	A3120530230	881093-6	904 ,908 ,910 ,911 ,912 ,913 ,914 ,915 ,916 ,917 ,918 ,919 ,920 ,921 ,922
MERCEDES-BENZ	A3120530530	881089-6	904 ,908 ,909 ,910 ,911 ,912 ,913 ,914 ,915 ,916 ,917 ,918 ,920 ,921 ,922
MERCEDES-BENZ	A3120540501	971052-6	387 ,908 ,909 ,910 ,911 ,912 ,913 ,914 ,915 ,916 ,917 ,918 ,919 ,920 ,921 ,922 ,923 ,924 ,925 ,926 ,927 ,928 ,929 ,930 ,931 ,932
MERCEDES-BENZ	A3140161120	901005-1	627 ,907 ,908 ,909 ,910 ,911 ,913 ,922 ,923 ,925 ,926 ,927 ,929 ,930 ,932 ,1422 ,1433
MERCEDES-BENZ	A3140161320	901005-1	627 ,907 ,908 ,909 ,910 ,911 ,913 ,922 ,923 ,925 ,926 ,927 ,929 ,930 ,932 ,1422 ,1433
MERCEDES-BENZ	A3210530801	851025-6	904
MERCEDES-BENZ	A3210531230	881094-6	909 ,917 ,918 ,920 ,921 ,922
MERCEDES-BENZ	A3270530331	871010-6	941 to 942
MERCEDES-BENZ	A3270530332	871011-6	941 to 942
MERCEDES-BENZ	A3270530705	861042-6	941 to 942



# OE- Reference

OE- Manu.	Reference-No.	SM-No.	On Page
MERCEDES-BENZ	A3270530705	861042-6	941 to 942
MERCEDES-BENZ	A3270530830	881041-6	941 to 942
MERCEDES-BENZ	A3270531430	881042-6	941 to 942
MERCEDES-BENZ	A3430537027	L-12	900 ,904 ,908 ,909 ,916 ,917 ,918 ,919 ,920 ,921 ,922 ,925 ,926 ,927 ,928 ,929 ,949 ,950 ,951
MERCEDES-BENZ	A3450537101	851051-6	948 to 951
MERCEDES-BENZ	A3450547001	971050-6	949 to 951
MERCEDES-BENZ	A3460160320	901012-1	949 to 950
MERCEDES-BENZ	A3460530001	851051-6	948 to 951
MERCEDES-BENZ	A3460530005	861052-6	949
MERCEDES-BENZ	A3460530101	851051-6	948 to 951
MERCEDES-BENZ	A3460530105	861052-6	949
MERCEDES-BENZ	A3460530301	851051-6	948 to 951
MERCEDES-BENZ	A3460530532	871052-6	949 to 950
MERCEDES-BENZ	A3460530929	881060-6	949 to 951
MERCEDES-BENZ	A3460540201	971050-6	949 to 951
MERCEDES-BENZ	A3520500026	851031-6	387 ,908 ,909 ,910 ,911 ,912 ,913 ,914 ,915 ,916 ,917 ,918 ,919 ,920 ,921 ,922 ,923 ,924 ,925 ,926 ,927 ,928 ,929 ,930 ,931 ,932
MERCEDES-BENZ	A3520500126	851031-6	387 ,908 ,909 ,910 ,911 ,912 ,913 ,914 ,915 ,916 ,917 ,918 ,919 ,920 ,921 ,922 ,923 ,924 ,925 ,926 ,927 ,928 ,929 ,930 ,931 ,932
MERCEDES-BENZ	A3520530026	851031-6	387 ,908 ,909 ,910 ,911 ,912 ,913 ,914 ,915 ,916 ,917 ,918 ,919 ,920 ,921 ,922 ,923 ,924 ,925 ,926 ,927 ,928 ,929 ,930 ,931 ,932
MERCEDES-BENZ	A3520530101	851031-6	387 ,908 ,909 ,910 ,911 ,912 ,913 ,914 ,915 ,916 ,917 ,918 ,919 ,920 ,921 ,922 ,923 ,924 ,925 ,926 ,927 ,928 ,929 ,930 ,931 ,932
MERCEDES-BENZ	A3520530126	851031-6	387 ,908 ,909 ,910 ,911 ,912 ,913 ,914 ,915 ,916 ,917 ,918 ,919 ,920 ,921 ,922 ,923 ,924 ,925 ,926 ,927 ,928 ,929 ,930 ,931 ,932
MERCEDES-BENZ	A3520531505	861038-6	387 ,908 ,909 ,910 ,911 ,912 ,913 ,914 ,915 ,916 ,917 ,918 ,919 ,920 ,921 ,922 ,923 ,924 ,925 ,926 ,927 ,928 ,929 ,930 ,931 ,932
MERCEDES-BENZ	A3520531532	871037-6	908 ,909 ,910 ,911 ,912 ,913 ,914 ,916 ,917 ,918 ,919 ,920 ,921 ,922 ,924 ,926 ,928 ,932 ,949
MERCEDES-BENZ	A3520531630	881072-6	387 ,908 ,909 ,910 ,911 ,912 ,913 ,914 ,915 ,916 ,917 ,918 ,919 ,920 ,921 ,922
MERCEDES-BENZ	A3520532030	881037-6	387 ,908 ,909 ,910 ,913 ,914 ,915 ,916 ,917 ,918 ,919 ,920 ,922
MERCEDES-BENZ	A3520532032	871037-6	908 ,909 ,910 ,911 ,912 ,913 ,914 ,916 ,917 ,918 ,919 ,920 ,921 ,922 ,924 ,926 ,928 ,932 ,949
MERCEDES-BENZ	A3520532229	881032-6	387 ,908 ,909 ,910 ,911 ,912 ,913 ,914 ,915 ,916 ,917 ,918 ,919 ,920 ,921 ,922 ,923 ,924 ,925 ,926 ,927 ,928 ,929 ,930 ,931 ,932
MERCEDES-BENZ	A3520533131	871036-6	908 to 922
MERCEDES-BENZ	A3520533531	871034-6	908 to 922
MERCEDES-BENZ	A3520533730	881026-6	387 ,908 ,909 ,910 ,911 ,912 ,913 ,914 ,915 ,916 ,917 ,918 ,919 ,920 ,921 ,922 ,923 ,924 ,925 ,926 ,927 ,928 ,929 ,930 ,931 ,932
MERCEDES-BENZ	A3520533831	871034-6	908 to 922
MERCEDES-BENZ	A3520540501	971052-6	387 ,908 ,909 ,910 ,911 ,912 ,913 ,914 ,915 ,916 ,917 ,918 ,919 ,920 ,921 ,922 ,923 ,924 ,925 ,926 ,927 ,928 ,929 ,930 ,931 ,932
MERCEDES-BENZ	A3550500027	861050-6	950 to 951
MERCEDES-BENZ	A3550500127	861052-6	949
MERCEDES-BENZ	A3550530001	851049-6	949 to 951
MERCEDES-BENZ	A3550530005	861050-6	950 to 951
MERCEDES-BENZ	A3550530032	871050-6	949 ,951
MERCEDES-BENZ	A3550530131	871049-6	949 ,951
MERCEDES-BENZ	A3550530330	881061-6	949 to 951
MERCEDES-BENZ	A3550531032	871052-6	949 to 950
MERCEDES-BENZ	A3550531131	871051-6	948 to 950
MERCEDES-BENZ	A3550531832	871052-6	949 to 950
MERCEDES-BENZ	A3550540101	971050-6	949 to 951
MERCEDES-BENZ	A3600500126	851080-6	942
MERCEDES-BENZ	A3600500127	861042-6	941 to 942
MERCEDES-BENZ	A3600500226	851080-6	942
MERCEDES-BENZ	A3600500227	861081-6	942
MERCEDES-BENZ	A3600530029	881062-6	941 to 942
MERCEDES-BENZ	A3600530030	881063-6	941 to 942
MERCEDES-BENZ	A3640160320	901005-1	627 ,907 ,908 ,909 ,910 ,911 ,913 ,922 ,923 ,925 ,926 ,927 ,929 ,930 ,932 ,1422 ,1433

# OE- Reference



OE- Manu.	Reference-No.	SM-No.	On Page
MERCEDES-BENZ	A3640160320	901005-1	627 ,907 ,908 ,909 ,910 ,911 ,913 ,922 ,923 ,925 ,926 ,927 ,929 ,930 ,932 ,1422 ,1433
MERCEDES-BENZ	A3640160720	901005-1	627 ,907 ,908 ,909 ,910 ,911 ,913 ,922 ,923 ,925 ,926 ,927 ,929 ,930 ,932 ,1422 ,1433
MERCEDES-BENZ	A3660500027	861038-6	387 ,908 ,909 ,910 ,911 ,912 ,913 ,914 ,915 ,916 ,917 ,918 ,919 ,920 ,921 ,922 ,923 ,924 ,925 ,926 ,927 ,928 ,929 ,930 ,931 ,932
MERCEDES-BENZ	A3660500127	851068-6 861066-6	387 ,922 ,923 ,924 ,925 ,926 ,927 ,928 ,929 ,930 ,931 ,932
MERCEDES-BENZ	A3660500226	851067-6	387 ,908 ,909 ,910 ,911 ,912 ,913 ,914 ,915 ,916 ,922 ,923 ,924 ,925 ,926 ,927 ,928 ,929 ,930 ,931 ,932
MERCEDES-BENZ	A3660500227	861066-6	387 ,908 ,909 ,910 ,911 ,912 ,913 ,914 ,915 ,916 ,917 ,918 ,919 ,920 ,921 ,922 ,923 ,924 ,925 ,926 ,927 ,928 ,929 ,930 ,931 ,932
MERCEDES-BENZ	A3660500326	851065-6	387 ,914 ,915 ,916 ,922 ,923 ,924 ,926 ,927 ,928 ,929 ,930 ,931 ,932
MERCEDES-BENZ	A3660500527	861038-6	387 ,908 ,909 ,910 ,911 ,912 ,913 ,914 ,915 ,916 ,917 ,918 ,919 ,920 ,921 ,922 ,923 ,924 ,925 ,926 ,927 ,928 ,929 ,930 ,931 ,932
MERCEDES-BENZ	A3660500627	861066-6	387 ,908 ,909 ,910 ,911 ,912 ,913 ,914 ,915 ,916 ,917 ,918 ,919 ,920 ,921 ,922 ,923 ,924 ,925 ,926 ,927 ,928 ,929 ,930 ,931 ,932
MERCEDES-BENZ	A3660501226	851068-6	387 ,922 ,923 ,924 ,925 ,926 ,927 ,928 ,929 ,930 ,931 ,932
MERCEDES-BENZ	A3660501926	851068-6	387 ,922 ,923 ,924 ,925 ,926 ,927 ,928 ,929 ,930 ,931 ,932
MERCEDES-BENZ	A3660530026	L-12	900 ,904 ,908 ,909 ,916 ,917 ,918 ,919 ,920 ,921 ,922 ,925 ,926 ,927 ,928 ,929 ,949 ,950 ,951
MERCEDES-BENZ	A3660530230	881026-6	387 ,908 ,909 ,910 ,911 ,912 ,913 ,914 ,915 ,916 ,917 ,918 ,919 ,920 ,921 ,922 ,923 ,924 ,925 ,926 ,927 ,928 ,929 ,930 ,931 ,932
MERCEDES-BENZ	A3660530729	881032-6	387 ,908 ,909 ,910 ,911 ,912 ,913 ,914 ,915 ,916 ,917 ,918 ,919 ,920 ,921 ,922 ,923 ,924 ,925 ,926 ,927 ,928 ,929 ,930 ,931 ,932
MERCEDES-BENZ	A3660531632	871037-6	908 ,909 ,910 ,911 ,912 ,913 ,914 ,916 ,917 ,918 ,919 ,920 ,921 ,922 ,924 ,926 ,928 ,932 ,949
MERCEDES-BENZ	A3660532031	871065-6	925 to 929
MERCEDES-BENZ	A3660533531	871038-6	387 ,922 ,923 ,924 ,925 ,926 ,927 ,928 ,929 ,930 ,931 ,932
MERCEDES-BENZ	A3760500127	861038-6	387 ,908 ,909 ,910 ,911 ,912 ,913 ,914 ,915 ,916 ,917 ,918 ,919 ,920 ,921 ,922 ,923 ,924 ,925 ,926 ,927 ,928 ,929 ,930 ,931 ,932
MERCEDES-BENZ	A4030500027	861061-6 861062-6	942 ,943 ,944 ,945 ,946 ,947 ,951 ,952 ,953 ,954 ,955 ,956 ,957 ,962 ,963 ,964 ,965 ,1007 ,1009 ,1011 ,1012 ,1338 ,1339
MERCEDES-BENZ	A4030500325	971061-6	943 ,944 ,945 ,946 ,947 ,948 ,951 ,953 ,954 ,955 ,956 ,957 ,959 ,965
MERCEDES-BENZ	A4030501027	861061-6	942 ,943 ,944 ,945 ,946 ,947 ,951 ,952 ,953 ,954 ,955 ,956 ,957 ,962 ,963 ,964 ,965 ,1007 ,1009 ,1011 ,1012 ,1338 ,1339
MERCEDES-BENZ	A4030530030	881090-6	943 ,945 ,946 ,947 ,951 ,952 ,953 ,954 ,957 ,963 ,1007 ,1009 ,1011 ,1338
MERCEDES-BENZ	A4030530032	871061-6	942 ,943 ,945 ,946 ,947 ,951 ,952 ,953 ,955 ,963 ,964 ,965 ,1007 ,1009 ,1011 ,1012 ,1338
MERCEDES-BENZ	A4030530096	911010-8	752 ,756 ,757 ,771 ,772 ,773 ,777 ,778 ,779 ,781 ,942 ,943 ,944 ,945 ,946 ,947 ,948 ,951 ,952 ,953 ,954 ,955 ,956 ,957 ,962 ,963 ,964 ,965 ,1007 ,1009 ,1011 ,1012 ,1338 ,1339 ,1440 ,1441 ,1718
MERCEDES-BENZ	A4030530196	911010-8	752 ,756 ,757 ,771 ,772 ,773 ,777 ,778 ,779 ,781 ,942 ,943 ,944 ,945 ,946 ,947 ,948 ,951 ,952 ,953 ,954 ,955 ,956 ,957 ,962 ,963 ,964 ,965 ,1007 ,1009 ,1011 ,1012 ,1338 ,1339 ,1440 ,1441 ,1718
MERCEDES-BENZ	A4030530296	911010-8	752 ,756 ,757 ,771 ,772 ,773 ,777 ,778 ,779 ,781 ,942 ,943 ,944 ,945 ,946 ,947 ,948 ,951 ,952 ,953 ,954 ,955 ,956 ,957 ,962 ,963 ,964 ,965 ,1007 ,1009 ,1011 ,1012 ,1338 ,1339 ,1440 ,1441 ,1718
MERCEDES-BENZ	A4030530331	871060-6	942 ,943 ,945 ,947 ,1338
MERCEDES-BENZ	A4030530901	851060-6	942 ,943 ,944 ,945 ,946 ,947 ,951 ,952 ,953 ,954 ,955 ,956 ,957 ,962 ,963 ,964 ,965 ,1007 ,1009 ,1011 ,1012 ,1338 ,1339
MERCEDES-BENZ	A4030530905	861061-6 861062-6	942 ,943 ,944 ,945 ,946 ,947 ,951 ,952 ,953 ,954 ,955 ,956 ,957 ,962 ,963 ,964 ,965 ,1007 ,1009 ,1011 ,1012 ,1338 ,1339
MERCEDES-BENZ	A4030530931	871062-6	942 ,943 ,945 ,946 ,947 ,951 ,952 ,953 ,963 ,964 ,965 ,1007 ,1009 ,1011 ,1012 ,1338
MERCEDES-BENZ	A4030531531	871062-6	942 ,943 ,945 ,946 ,947 ,951 ,952 ,953 ,963 ,964 ,965 ,1007 ,1009 ,1011 ,1012 ,1338
MERCEDES-BENZ	A4030531605	861061-6 861062-6	942 ,943 ,944 ,945 ,946 ,947 ,951 ,952 ,953 ,954 ,955 ,956 ,957 ,962 ,963 ,964 ,965 ,1007 ,1009 ,1011 ,1012 ,1338 ,1339
MERCEDES-BENZ	A4030532132	871061-6	942 ,943 ,945 ,946 ,947 ,951 ,952 ,953 ,955 ,963 ,964 ,965 ,1007 ,1009 ,1011 ,1012 ,1338
MERCEDES-BENZ	A4030540901	971060-6	753 ,754 ,761
MERCEDES-BENZ	A4030541801	971060-6	753 ,754 ,761
MERCEDES-BENZ	A4220160420	901001-1	752 ,756 ,942 ,943 ,944 ,945 ,946 ,947 ,948 ,951 ,952 ,953 ,954 ,955 ,956 ,957 ,962 ,963 ,964 ,965 ,1007 ,1009 ,1011 ,1012 ,1338 ,1339
MERCEDES-BENZ	A4220160620	901001-1	752 ,756 ,942 ,943 ,944 ,945 ,946 ,947 ,948 ,951 ,952 ,953 ,954 ,955 ,956 ,957 ,962 ,963 ,964 ,965 ,1007 ,1009 ,1011 ,1012 ,1338 ,1339
MERCEDES-BENZ	A4220500025	971061-6	943 ,944 ,945 ,946 ,947 ,948 ,951 ,953 ,954 ,955 ,956 ,957 ,959 ,965



# OE- Reference

OE- Manu.	Reference-No.	SM-No.	On Page
MERCEDES-BENZ	A4220500025	971061-6	943 ,944 ,945 ,946 ,947 ,948 ,951 ,953 ,954 ,955 ,956 ,957 ,959 ,965
MERCEDES-BENZ	A4220500026	851060-6	942 ,943 ,944 ,945 ,946 ,947 ,951 ,952 ,953 ,954 ,955 ,956 ,957 ,962 ,963 ,964 ,965 ,1007 ,1009 ,1011 ,1012 ,1338 ,1339
MERCEDES-BENZ	A4220500027	861061-6 861062-6	942 ,943 ,944 ,945 ,946 ,947 ,951 ,952 ,953 ,954 ,955 ,956 ,957 ,962 ,963 ,964 ,965 ,1007 ,1009 ,1011 ,1012 ,1338 ,1339
MERCEDES-BENZ	A4220500127	861061-6 861062-6	942 ,943 ,944 ,945 ,946 ,947 ,951 ,952 ,953 ,954 ,955 ,956 ,957 ,962 ,963 ,964 ,965 ,1007 ,1009 ,1011 ,1012 ,1338 ,1339
MERCEDES-BENZ	A4220500226	851060-6	942 ,943 ,944 ,945 ,946 ,947 ,951 ,952 ,953 ,954 ,955 ,956 ,957 ,962 ,963 ,964 ,965 ,1007 ,1009 ,1011 ,1012 ,1338 ,1339
MERCEDES-BENZ	A4220500227	861061-6 861062-6	942 ,943 ,944 ,945 ,946 ,947 ,951 ,952 ,953 ,954 ,955 ,956 ,957 ,962 ,963 ,964 ,965 ,1007 ,1009 ,1011 ,1012 ,1338 ,1339
MERCEDES-BENZ	A4220500325	971061-6	943 ,944 ,945 ,946 ,947 ,948 ,951 ,953 ,954 ,955 ,956 ,957 ,959 ,965
MERCEDES-BENZ	A4220500526	851060-6	942 ,943 ,944 ,945 ,946 ,947 ,951 ,952 ,953 ,954 ,955 ,956 ,957 ,962 ,963 ,964 ,965 ,1007 ,1009 ,1011 ,1012 ,1338 ,1339
MERCEDES-BENZ	A4220530026	L-12	942 ,943 ,944 ,945 ,946 ,947 ,948 ,951 ,952 ,953 ,954 ,955 ,956 ,957 ,962 ,963 ,964 ,965 ,1007 ,1009 ,1011 ,1012 ,1338 ,1339
MERCEDES-BENZ	A4220530101	851060-6	942 ,943 ,944 ,945 ,946 ,947 ,951 ,952 ,953 ,954 ,955 ,956 ,957 ,962 ,963 ,964 ,965 ,1007 ,1009 ,1011 ,1012 ,1338 ,1339
MERCEDES-BENZ	A4220530130	881107-6	942 ,943 ,944 ,945 ,946 ,947 ,951 ,952 ,953 ,954 ,955 ,956 ,957 ,962 ,963 ,964 ,965 ,1007 ,1009 ,1011 ,1012 ,1338 ,1339
MERCEDES-BENZ	A4220530132	871063-6	942 ,944 ,946 ,947 ,951 ,952 ,953 ,954 ,955 ,956 ,957 ,962 ,963 ,964 ,1009 ,1011 ,1339
MERCEDES-BENZ	A4220530196	911010-8	752 ,756 ,757 ,771 ,772 ,773 ,777 ,778 ,779 ,781 ,942 ,943 ,944 ,945 ,946 ,947 ,948 ,951 ,952 ,953 ,954 ,955 ,956 ,957 ,962 ,963 ,964 ,965 ,1007 ,1009 ,1011 ,1012 ,1338 ,1339 ,1440 ,1441 ,1718
MERCEDES-BENZ	A4220530430	881107-6	942 ,943 ,944 ,945 ,946 ,947 ,951 ,952 ,953 ,954 ,955 ,956 ,957 ,962 ,963 ,964 ,965 ,1007 ,1009 ,1011 ,1012 ,1338 ,1339
MERCEDES-BENZ	A4220530531	871064-6	942 ,943 ,945 ,946 ,947 ,951 ,952 ,953 ,963 ,964 ,965 ,1007 ,1009 ,1011 ,1012 ,1338
MERCEDES-BENZ	A4230500026	851043-6	942 ,943 ,944 ,945 ,946 ,947 ,951 ,952 ,953 ,955 ,956 ,1007 ,1009 ,1011 ,1338
MERCEDES-BENZ	A4230500327	861044-6	942 ,943 ,944 ,945 ,946 ,947 ,951 ,952 ,953 ,955 ,1007 ,1009 ,1011 ,1338
MERCEDES-BENZ	A4230500427	861044-6	942 ,943 ,944 ,945 ,946 ,947 ,951 ,952 ,953 ,955 ,1007 ,1009 ,1011 ,1338
MERCEDES-BENZ	A4420160020	901002-1	752 ,756 ,757 ,781 ,942 ,943 ,944 ,945 ,946 ,947 ,948 ,951 ,952 ,953 ,954 ,955 ,956 ,957 ,962 ,963 ,964 ,965 ,1007 ,1009 ,1011 ,1012 ,1338 ,1339
MERCEDES-BENZ	A4420160291	861070-4	955 ,956 ,962 ,963 ,964 ,1339
MERCEDES-BENZ	A4420160320	901002-1	752 ,756 ,757 ,781 ,942 ,943 ,944 ,945 ,946 ,947 ,948 ,951 ,952 ,953 ,954 ,955 ,956 ,957 ,962 ,963 ,964 ,965 ,1007 ,1009 ,1011 ,1012 ,1338 ,1339
MERCEDES-BENZ	A4420160391	861070-4	955 ,956 ,962 ,963 ,964 ,1339
MERCEDES-BENZ	A4420500127	861061-6 861062-6	942 ,943 ,944 ,945 ,946 ,947 ,951 ,952 ,953 ,954 ,955 ,956 ,957 ,962 ,963 ,964 ,965 ,1007 ,1009 ,1011 ,1012 ,1338 ,1339
MERCEDES-BENZ	A4420500227	861061-6 861062-6	942 ,943 ,944 ,945 ,946 ,947 ,951 ,952 ,953 ,954 ,955 ,956 ,957 ,962 ,963 ,964 ,965 ,1007 ,1009 ,1011 ,1012 ,1338 ,1339
MERCEDES-BENZ	A4420500326	851060-6	942 ,943 ,944 ,945 ,946 ,947 ,951 ,952 ,953 ,954 ,955 ,956 ,957 ,962 ,963 ,964 ,965 ,1007 ,1009 ,1011 ,1012 ,1338 ,1339
MERCEDES-BENZ	A4420500327	861061-6 861062-6	942 ,943 ,944 ,945 ,946 ,947 ,951 ,952 ,953 ,954 ,955 ,956 ,957 ,962 ,963 ,964 ,965 ,1007 ,1009 ,1011 ,1012 ,1338 ,1339
MERCEDES-BENZ	A4420500427	861062-6	942 ,943 ,944 ,945 ,946 ,947 ,951 ,952 ,953 ,954 ,955 ,956 ,957 ,962 ,963 ,964 ,965 ,1007 ,1009 ,1011 ,1012 ,1338 ,1339
MERCEDES-BENZ	A4420500526	851060-6	942 ,943 ,944 ,945 ,946 ,947 ,951 ,952 ,953 ,954 ,955 ,956 ,957 ,962 ,963 ,964 ,965 ,1007 ,1009 ,1011 ,1012 ,1338 ,1339
MERCEDES-BENZ	A4420530032	871063-6	942 ,944 ,946 ,947 ,951 ,952 ,953 ,954 ,955 ,956 ,957 ,962 ,963 ,964 ,1009 ,1011 ,1339
MERCEDES-BENZ	A4470530130	881107-6	942 ,943 ,944 ,945 ,946 ,947 ,951 ,952 ,953 ,954 ,955 ,956 ,957 ,962 ,963 ,964 ,965 ,1007 ,1009 ,1011 ,1012 ,1338 ,1339
MERCEDES-BENZ	A4570161120	901023-1	351 ,948 ,958 ,959 ,960 ,961 ,962 ,1339 ,1340 ,1341
MERCEDES-BENZ	A4570500327	861200-6	157 ,948 ,958 ,959 ,960 ,961 ,962 ,966 ,967 ,968 ,969 ,1012 ,1339 ,1340 ,1341 ,1342
MERCEDES-BENZ	A4570500527	861200-6	157 ,948 ,958 ,959 ,960 ,961 ,962 ,966 ,967 ,968 ,969 ,1012 ,1339 ,1340 ,1341 ,1342
MERCEDES-BENZ	A4570530001	851069-6	157 ,948 ,958 ,959 ,960 ,961 ,962 ,966 ,967 ,968 ,969 ,1012 ,1340 ,1341 ,1342
MERCEDES-BENZ	A4570530532	871070-6	157 ,958 ,960 ,961 ,962 ,966 ,967 ,968 ,969 ,1012 ,1340 ,1341 ,1342
MERCEDES-BENZ	A4570531230	881069-6	157 ,948 ,958 ,959 ,960 ,961 ,962 ,966 ,967 ,968 ,969 ,1012 ,1339 ,1340 ,1341 ,1342
MERCEDES-BENZ	A4570531631	871071-6	948 ,958 ,959 ,960 ,1339 ,1340 ,1341
MERCEDES-BENZ	A4600530001	851071-6	157 ,664 ,948 ,958 ,959 ,960 ,961 ,962 ,966 ,967 ,968 ,969 ,1012 ,1339 ,1340 ,1341 ,1342
MERCEDES-BENZ	A4710500426	851075-6	351 ,560 ,970 ,1342 ,1711
MERCEDES-BENZ	A4710500527	861076-6	970
MERCEDES-BENZ	A4710500926	851075-6	351 ,560 ,970 ,1342 ,1711
MERCEDES-BENZ	A4710500927	861076-6	970



# OE- Reference



OE- Manu.	Reference-No.	SM-No.	On Page
MERCEDES-BENZ	A4710500927	861076-6	970
MERCEDES-BENZ	A4760167020	901001-1	752 ,756 ,942 ,943 ,944 ,945 ,946 ,947 ,948 ,951 ,952 ,953 ,954 ,955 ,956 ,957 ,962 ,963 ,964 ,965 ,1007 ,1009 ,1011 ,1012 ,1338 ,1339
MERCEDES-BENZ	A5410160591	861077-5	157 ,948 ,958 ,959 ,960 ,961 ,962 ,966 ,967 ,968 ,969 ,1012 ,1340 ,1341 ,1342
MERCEDES-BENZ	A5410160691	861077-5	157 ,948 ,958 ,959 ,960 ,961 ,962 ,966 ,967 ,968 ,969 ,1012 ,1340 ,1341 ,1342
MERCEDES-BENZ	A5410160791	861077-5	157 ,948 ,958 ,959 ,960 ,961 ,962 ,966 ,967 ,968 ,969 ,1012 ,1340 ,1341 ,1342
MERCEDES-BENZ	A5410161120	901007-1	966 ,967 ,968 ,969 ,1012 ,1341 ,1342
MERCEDES-BENZ	A5410161320	901009-1	966 ,967 ,968 ,969 ,1012 ,1341 ,1342
MERCEDES-BENZ	A5410500126	851069-6	157 ,948 ,958 ,959 ,960 ,961 ,962 ,966 ,967 ,968 ,969 ,1012 ,1340 ,1341 ,1342
MERCEDES-BENZ	A5410500127	861072-6	157 ,948 ,958 ,959 ,960 ,961 ,962 ,966 ,967 ,968 ,969 ,1012 ,1340 ,1341 ,1342
MERCEDES-BENZ	A5410500222	971069-6	1339 to 1342
MERCEDES-BENZ	A5410500226	851069-6	157 ,948 ,958 ,959 ,960 ,961 ,962 ,966 ,967 ,968 ,969 ,1012 ,1340 ,1341 ,1342
MERCEDES-BENZ	A5410500227	861072-6	157 ,948 ,958 ,959 ,960 ,961 ,962 ,966 ,967 ,968 ,969 ,1012 ,1340 ,1341 ,1342
MERCEDES-BENZ	A5410500322	971069-6	1339 to 1342
MERCEDES-BENZ	A5410500522	971069-6	1339 to 1342
MERCEDES-BENZ	A5410500722	971069-6	1339 to 1342
MERCEDES-BENZ	A5410500922	971069-6	1339 to 1342
MERCEDES-BENZ	A5410501222	971069-6	1339 to 1342
MERCEDES-BENZ	A5410501522	971069-6	1339 to 1342
MERCEDES-BENZ	A5410530101	851071-6	157 ,664 ,948 ,958 ,959 ,960 ,961 ,962 ,966 ,967 ,968 ,969 ,1012 ,1339 ,1340 ,1341 ,1342
MERCEDES-BENZ	A5410530532	871069-6	948 ,958 ,959 ,961 ,966 ,967 ,968 ,969 ,1340 ,1341
MERCEDES-BENZ	A5410531230	881069-6	157 ,948 ,958 ,959 ,960 ,961 ,962 ,966 ,967 ,968 ,969 ,1012 ,1339 ,1340 ,1341 ,1342
MERCEDES-BENZ	A5410531731	871072-6	958 ,959 ,961 ,967 ,968 ,969 ,1340 ,1341
MERCEDES-BENZ	A5410532032	871070-6	157 ,958 ,960 ,961 ,962 ,966 ,967 ,968 ,969 ,1012 ,1340 ,1341 ,1342
MERCEDES-BENZ	A5410532631	871072-6	958 ,959 ,961 ,967 ,968 ,969 ,1340 ,1341
MERCEDES-BENZ	A5410532730	881069-6	157 ,948 ,958 ,959 ,960 ,961 ,962 ,966 ,967 ,968 ,969 ,1012 ,1339 ,1340 ,1341 ,1342
MERCEDES-BENZ	A6010162920	901016-1	887
MERCEDES-BENZ	A6010163120	901013-1	334 ,896 ,899 ,1396 ,1397 ,1398
MERCEDES-BENZ	A6010163320	901013-1	334 ,896 ,899 ,1396 ,1397 ,1398
MERCEDES-BENZ	A6010500080	971001-6	334 ,887 ,888 ,889 ,896 ,897 ,898 ,899 ,1397 ,1398
MERCEDES-BENZ	A6010500227	861046-4 861046A-000-4	335 ,887 ,888 ,894 ,896 ,897 ,898 ,899 ,1397 ,1398
MERCEDES-BENZ	A6010500325	971001-6	334 ,887 ,888 ,889 ,896 ,897 ,898 ,899 ,1397 ,1398
MERCEDES-BENZ	A6010500380	971001-6	334 ,887 ,888 ,889 ,896 ,897 ,898 ,899 ,1397 ,1398
MERCEDES-BENZ	A6010500425	971001-6	334 ,887 ,888 ,889 ,896 ,897 ,898 ,899 ,1397 ,1398
MERCEDES-BENZ	A6010500525	971001-6	334 ,887 ,888 ,889 ,896 ,897 ,898 ,899 ,1397 ,1398
MERCEDES-BENZ	A6010500527	861046-4 861046A-000-4	335 ,887 ,888 ,894 ,896 ,897 ,898 ,899 ,1397 ,1398
MERCEDES-BENZ	A6010500624	881045-4	335 ,887 ,888 ,889 ,894 ,896 ,897 ,898 ,899 ,1397 ,1398
MERCEDES-BENZ	A6010500725	971001-6	334 ,887 ,888 ,889 ,896 ,897 ,898 ,899 ,1397 ,1398
MERCEDES-BENZ	A6010500801	511002-1	887 ,896 ,899 ,1397 ,1398
MERCEDES-BENZ	A6010500825	971001-6	334 ,887 ,888 ,889 ,896 ,897 ,898 ,899 ,1397 ,1398
MERCEDES-BENZ	A6010500880	971001-6	334 ,887 ,888 ,889 ,896 ,897 ,898 ,899 ,1397 ,1398
MERCEDES-BENZ	A6010500924	881046-4	335 ,887 ,888 ,889 ,894 ,896 ,897 ,898 ,899 ,1397 ,1398
MERCEDES-BENZ	A6010501227	861046-4 861046A-000-4	335 ,887 ,888 ,894 ,896 ,897 ,898 ,899 ,1397 ,1398
MERCEDES-BENZ	A6010502127	861046-4 861046A-000-4	335 ,887 ,888 ,894 ,896 ,897 ,898 ,899 ,1397 ,1398
MERCEDES-BENZ	A6010502527	861046A-000-4	335 ,887 ,888 ,894 ,896 ,897 ,898 ,899 ,1397 ,1398
MERCEDES-BENZ	A6010503027	861046-4 861046A-000-4	335 ,887 ,888 ,894 ,896 ,897 ,898 ,899 ,1397 ,1398
MERCEDES-BENZ	A6010530032	871016-6	887 ,888 ,889 ,896 ,897 ,898 ,1397 ,1398
MERCEDES-BENZ	A6010530132	871016-6	887 ,888 ,889 ,896 ,897 ,898 ,1397 ,1398
MERCEDES-BENZ	A6010530331	871017-6	887 ,888 ,889 ,896 ,897 ,898 ,1397 ,1398
MERCEDES-BENZ	A6010530332	871016-6	887 ,888 ,889 ,896 ,897 ,898 ,1397 ,1398



# OE- Reference

OE- Manu.	Reference-No.	SM-No.	On Page
MERCEDES-BENZ	A6010530332	871016-6	887 ,888 ,889 ,896 ,897 ,898 ,1397 ,1398
MERCEDES-BENZ	A6010530401	851045-4	335 ,887 ,888 ,889 ,894 ,896 ,897 ,898 ,899 ,1397 ,1398
MERCEDES-BENZ	A6010530531	871018-6	
MERCEDES-BENZ	A6010531201	851045-4	335 ,887 ,888 ,889 ,894 ,896 ,897 ,898 ,899 ,1397 ,1398
MERCEDES-BENZ	A6010531358	911002-8	105 ,106 ,120 ,128 ,132 ,156 ,157 ,334 ,335 ,351 ,387 ,560 ,652 ,664 ,687 ,750 ,751 ,752 ,756 ,757 ,758 ,760 ,767 ,768 ,770 ,772 ,773 ,775 ,776 ,777 ,781 ,887 ,888 ,889 ,891 ,894 ,896 ,897 ,898 ,899 ,903 ,906 ,948 ,958 ,959 ,960 ,961 ,962 ,966 ,967 ,968 ,969 ,996 ,1006 ,1009 ,1010 ,1011 ,1012 ,1155 ,1339 ,1340 ,1341 ,1342 ,1345 ,1396 ,1397 ,1398 ,1439 ,1440 ,1689 ,1691 ,1718
MERCEDES-BENZ	A6010531501	851045-4	335 ,887 ,888 ,889 ,894 ,896 ,897 ,898 ,899 ,1397 ,1398
MERCEDES-BENZ	A6010531701	851045-4	335 ,887 ,888 ,889 ,894 ,896 ,897 ,898 ,899 ,1397 ,1398
MERCEDES-BENZ	A6010531901	851045-4	335 ,887 ,888 ,889 ,894 ,896 ,897 ,898 ,899 ,1397 ,1398
MERCEDES-BENZ	A6020163120	901015-1	888 ,897
MERCEDES-BENZ	A6020163520	901014-1	334 ,897 ,899 ,1396 ,1397 ,1398
MERCEDES-BENZ	A6020500801	511005-1	888 ,897 ,899 ,1397 ,1398
MERCEDES-BENZ	A6030500301	511006-1	888 ,889 ,898
MERCEDES-BENZ	A6030500401	511006-1	888 ,889 ,898
MERCEDES-BENZ	A6030500701	511006-1	888 ,889 ,898
MERCEDES-BENZ	A6060500527	861064-4	889 ,890 ,891 ,898
MERCEDES-BENZ	A6060501127	861073-4	889 ,890 ,891 ,898
MERCEDES-BENZ	A6060501327	861073-4	889 ,890 ,891 ,898
MERCEDES-BENZ	A6060501427	861073-4	889 ,890 ,891 ,898
MERCEDES-BENZ	A6060501527	861073-4	889 ,890 ,891 ,898
MERCEDES-BENZ	A6060530105	861064-4	889 ,890 ,891 ,898
MERCEDES-BENZ	A6060530230	881074-4	880 ,884 ,886 ,889 ,890 ,891 ,898
MERCEDES-BENZ	A6060530301	851063-4	889 ,890 ,891 ,898
MERCEDES-BENZ	A6060530305	861064-4	889 ,890 ,891 ,898
MERCEDES-BENZ	A6060530501	851063-4	889 ,890 ,891 ,898
MERCEDES-BENZ	A6060530601	851063-4	889 ,890 ,891 ,898
MERCEDES-BENZ	A6060530605	861079-4	889 ,890 ,891 ,898
MERCEDES-BENZ	A6060530701	851063-4	889 ,890 ,891 ,898
MERCEDES-BENZ	A6060530705	861079-4	889 ,890 ,891 ,898
MERCEDES-BENZ	A6060531101	851078-4	889 ,890 ,891 ,898
MERCEDES-BENZ	A6060531229	881073-4	880 ,884 ,886 ,889 ,890 ,891 ,898
MERCEDES-BENZ	A6070530000	915097-8	32 ,94 ,96 ,99 ,103 ,104 ,106 ,108 ,109 ,110 ,111 ,112 ,113 ,114 ,121 ,122 ,123 ,124 ,125 ,126 ,127 ,128 ,129 ,130 ,131 ,132 ,137 ,138 ,139 ,140 ,141 ,142 ,143 ,146 ,199 ,200 ,203 ,204 ,205 ,207 ,208 ,209 ,210 ,211 ,212 ,215 ,216 ,241 ,243 ,245 ,246 ,247 ,248 ,249 ,250 ,251 ,252 ,253 ,258 ,259 ,291 ,292 ,293 ,301 ,302 ,303 ,307 ,308 ,314 ,322 ,330 ,331 ,332 ,333 ,334 ,375 ,376 ,380 ,430 ,431 ,443 ,446 ,518 ,521 ,560 ,569 ,575 ,589 ,590 ,591 ,592 ,593 ,594 ,597 ,623 ,626 ,659 ,660 ,661 ,690 ,714 ,716 ,717 ,721 ,722 ,723 ,732 ,735 ,879 ,880 ,881 ,882 ,883 ,884 ,885 ,886 ,887 ,889 ,890 ,891 ,892 ,898 ,903 ,904 ,932 ,936 ,974 ,975 ,978 ,993 ,994 ,995 ,1026 ,1027 ,1028 ,1030 ,1068 ,1069 ,1070 ,1072 ,1073 ,1074 ,1075 ,1077 ,1079 ,1080 ,1081 ,1121 ,1125 ,1126 ,1133 ,1134 ,1135 ,1136 ,1152 ,1153 ,1154 ,1155 ,1156 ,1158 ,1159 ,1160 ,1161 ,1225 ,1226 ,1232 ,1235 ,1238 ,1239 ,1255 ,1264 ,1265 ,1311 ,1315 ,1316 ,1319 ,1322 ,1323 ,1324 ,1325 ,1327 ,1328 ,1329 ,1330 ,1331 ,1332 ,1333 ,1334 ,1363 ,1365 ,1366 ,1367 ,1368 ,1370 ,1371 ,1372 ,1373 ,1374 ,1375 ,1376 ,1377 ,1378 ,1379 ,1382 ,1386 ,1387 ,1396 ,1407 ,1412 ,1418 ,1470 ,1471 ,1472 ,1473 ,1474 ,1475 ,1476 ,1477 ,1478 ,1479 ,1480 ,1481 ,1482 ,1517 ,1521 ,1626 ,1633 ,1636 ,1638 ,1639 ,1642 ,1643 ,1646 ,1649 ,1652 ,1653 ,1654 ,1655 ,1658 ,1661 ,1662 ,1663 ,1667 ,1668 ,1669 ,1670 ,1671 ,1672 ,1673 ,1678 ,1679 ,1680 ,1682 ,1683 ,1684 ,1685 ,1686 ,1687 ,1689 ,1695 ,1696 ,1697 ,1698 ,1699 ,1700 ,1705 ,1707 ,1708
MERCEDES-BENZ	A6070531200	853867-4	322 ,732 ,735 ,880 ,1026 ,1225 ,1226 ,1412
MERCEDES-BENZ	A6070531300	863868-4	322 ,732 ,735 ,880 ,1026 ,1225 ,1412
MERCEDES-BENZ	A6110100920	481010-1	892
MERCEDES-BENZ	A6110102320	481011-1	892
MERCEDES-BENZ	A6110103620	481009-1	892
MERCEDES-BENZ	A6110104420	481011-1	892
MERCEDES-BENZ	A6110105020	481012-1	893
MERCEDES-BENZ	A6110105420	481011-1	892
MERCEDES-BENZ	A6110106620	481011-1	892
MERCEDES-BENZ	A6110106720	481011-1	892
MERCEDES-BENZ	A6110161020	901031-1	259 ,891 ,892 ,893 ,978
MERCEDES-BENZ	A6110161120	901031-1	259 ,891 ,892 ,893 ,978

# OE- Reference



OE- Manu.	Reference-No.	SM-No.	On Page
MERCEDES-BENZ	A6110161120	901031-1	259 ,891 ,892 ,893 ,978
MERCEDES-BENZ	A6110500025	971002-8	200 ,204 ,212 ,887 ,891 ,892 ,893 ,894 ,1154 ,1155 ,1266
MERCEDES-BENZ	A6110500127	861012-4	149 ,259 ,892 ,893
MERCEDES-BENZ	A6110500225	971002-8	200 ,204 ,212 ,887 ,891 ,892 ,893 ,894 ,1154 ,1155 ,1266
MERCEDES-BENZ	A6110530032	871020-6	892
MERCEDES-BENZ	A6110530101	851011-4	149 ,259 ,560 ,891 ,892 ,893
MERCEDES-BENZ	A6110530105	861012-4	149 ,259 ,892 ,893
MERCEDES-BENZ	A6110530329	881010-4	149 ,259 ,560 ,887 ,891 ,892 ,893 ,894 ,978
MERCEDES-BENZ	A6110530401	851011-4	149 ,259 ,560 ,891 ,892 ,893
MERCEDES-BENZ	A6110530531	871019-6	
MERCEDES-BENZ	A6110530731	871019-6	
MERCEDES-BENZ	A6110531529	881065-4	891 ,901 ,902 ,1334
MERCEDES-BENZ	A6120102320	481014-1	893
MERCEDES-BENZ	A6130100920	481015-1	893
MERCEDES-BENZ	A6130101320	481015-1	893
MERCEDES-BENZ	A6130101620	481015-1	893
MERCEDES-BENZ	A6150530001	851023-4	891 ,901 ,1334
MERCEDES-BENZ	A6150530101	851023-4	891 ,901 ,1334
MERCEDES-BENZ	A6150530405	861024-4	891 ,901 ,1334
MERCEDES-BENZ	A6150530501	851023-4	891 ,901 ,1334
MERCEDES-BENZ	A6150530705	861024-4	891 ,901 ,1334
MERCEDES-BENZ	A6160162020	901004-1	901 to 902
MERCEDES-BENZ	A6160500027	861028-4	901 to 902
MERCEDES-BENZ	A6160500127	861028-4	901 to 902
MERCEDES-BENZ	A6160500527	861028-4	901 to 902
MERCEDES-BENZ	A6160530201	851027-4	901 to 902
MERCEDES-BENZ	A6160530301	851027-4	901 to 902
MERCEDES-BENZ	A6160530329	881065-4	891 ,901 ,902 ,1334
MERCEDES-BENZ	A6160530330	881064-4	891 ,901 ,902 ,1334
MERCEDES-BENZ	A6160530401	851027-4	901 to 902
MERCEDES-BENZ	A6210533630	881064-4	891 ,901 ,902 ,1334
MERCEDES-BENZ	A6260500050	853873-4	430 ,641 ,880 ,993 ,1027 ,1028 ,1073 ,1074 ,1232 ,1475 ,1476
MERCEDES-BENZ	A6260500800	863874-4	430 ,880 ,1028 ,1073 ,1232 ,1475
MERCEDES-BENZ	A6260500900	863868-4	322 ,732 ,735 ,880 ,1026 ,1225 ,1412
MERCEDES-BENZ	A6280530001	851213-4	887 ,893 ,894 ,978
MERCEDES-BENZ	A6280530005	861214-4	887 ,893 ,894 ,978
MERCEDES-BENZ	A6360500027	861002-4	879
MERCEDES-BENZ	A6360530101	851001-4	879
MERCEDES-BENZ	A6360530329	881040-4	879
MERCEDES-BENZ	A6360530330	881039-4	879
MERCEDES-BENZ	A6420500080	973801-8	21 ,22 ,24 ,259 ,286 ,287 ,288 ,290 ,294 ,298 ,300 ,301 ,334 ,383 ,429 ,431 ,432 ,435 ,436 ,440 ,441 ,505 ,506 ,507 ,509 ,510 ,527 ,597 ,612 ,655 ,659 ,678 ,684 ,709 ,711 ,712 ,714 ,721 ,722 ,732 ,793 ,880 ,883 ,884 ,887 ,892 ,903 ,904 ,932 ,974 ,975 ,978 ,987 ,995 ,1028 ,1029 ,1067 ,1077 ,1078 ,1119 ,1120 ,1121 ,1122 ,1127 ,1131 ,1133 ,1134 ,1236 ,1237 ,1386 ,1387 ,1396 ,1412 ,1413 ,1414 ,1415 ,1431 ,1469 ,1478 ,1479 ,1512
MERCEDES-BENZ	A6420500527	861074-3	560 ,884
MERCEDES-BENZ	A6420500627	861074-3	560 ,884
MERCEDES-BENZ	A6420500727	861074-3	560 ,884
MERCEDES-BENZ	A6420500827	861074-3	560 ,884
MERCEDES-BENZ	A6420530401	851073-3	560 ,884 ,995 ,1387
MERCEDES-BENZ	A6460100620	481012-1	893
MERCEDES-BENZ	A6460101420	481012-1	893
MERCEDES-BENZ	A6460160520	901031-1	259 ,891 ,892 ,893 ,978
MERCEDES-BENZ	A6460530001	851213-4	887 ,893 ,894 ,978
MERCEDES-BENZ	A6470160620	901035-1	149 ,560 ,660 ,891 ,893
MERCEDES-BENZ	A6510101120	481007-1	885 ,978
MERCEDES-BENZ	A6510102720	481007-1	885 ,978
MERCEDES-BENZ	A6510103020	481008-1	885 ,978
MERCEDES-BENZ	A6510103220	481008-1	885 ,978





# OE- Reference

OE- Manu.	Reference-No.	SM-No.	On Page
MERCEDES-BENZ	A6510103220	481008-1	885 ,978
MERCEDES-BENZ	A6510108418	481007-1	885 ,978
MERCEDES-BENZ	A6510160220	901034-1	375 ,560 ,659 ,885 ,978
MERCEDES-BENZ	A6510160420	901034-1	375 ,560 ,659 ,885 ,978
MERCEDES-BENZ	A6510160500	901034-1	375 ,560 ,659 ,885 ,978
MERCEDES-BENZ	A6510500080	971011-8	659 ,885
MERCEDES-BENZ	A6510500127	861212-4	560 ,659 ,885 ,978
MERCEDES-BENZ	A6510500200	511007-1	885
MERCEDES-BENZ	A6510500300	511008-1	885
MERCEDES-BENZ	A6510530101	851211-4	560 ,659 ,885 ,978
MERCEDES-BENZ	A6600530005	861020-3	879 ,1386
MERCEDES-BENZ	A6600530101	851019-3	1386
MERCEDES-BENZ	A6600530201	851019-3	1386
MERCEDES-BENZ	A6620163120	901014-1	334 ,897 ,899 ,1396 ,1397 ,1398
MERCEDES-BENZ	A6680500180	973701-8	31 ,199 ,201 ,202 ,204 ,206 ,288 ,428 ,509 ,510 ,513 ,514 ,544 ,612 ,613 ,614 ,615 ,616 ,679 ,680 ,681 ,721 ,793 ,794 ,881 ,981 ,987 ,988 ,1074 ,1122 ,1256 ,1396 ,1412 ,1476 ,1512 ,1516 ,1521
MERCEDES-BENZ	A6680500227	861010-4	880 to 881
MERCEDES-BENZ	A6680530229	881001-4	880 to 881
MERCEDES-BENZ	A6680530230	881002-4	880 to 881
MERCEDES-BENZ	A6680530301	851009-4	880 to 881
MERCEDES-BENZ	A9060160791	861071-6	156 ,387 ,932 ,933 ,934 ,935 ,936 ,937 ,938 ,940 ,1338
MERCEDES-BENZ	A9060500326	851058-4	156 ,387 ,932 ,934 ,935 ,936 ,937 ,938 ,939 ,940 ,1338
MERCEDES-BENZ	A9060500327	861059-4	156 ,387 ,932 ,933 ,934 ,935 ,936 ,937 ,938 ,940 ,1338
MERCEDES-BENZ	A9060500526	851058-4	156 ,387 ,932 ,934 ,935 ,936 ,937 ,938 ,939 ,940 ,1338
MERCEDES-BENZ	A9060500626	851058-4	156 ,387 ,932 ,934 ,935 ,936 ,937 ,938 ,939 ,940 ,1338
MERCEDES-BENZ	A9060500627	861059-4	156 ,387 ,932 ,933 ,934 ,935 ,936 ,937 ,938 ,940 ,1338
MERCEDES-BENZ	A9060500727	861059-4	156 ,387 ,932 ,933 ,934 ,935 ,936 ,937 ,938 ,940 ,1338
MERCEDES-BENZ	A9060530129	881059-4	387 ,932 ,933 ,934 ,935 ,936 ,937 ,938 ,939 ,940 ,1338
MERCEDES-BENZ	A9060530130	881080-4	387 ,932 ,933 ,934 ,935 ,936 ,937 ,938 ,939 ,940 ,1338
MERCEDES-BENZ	A9060530131	871079-6	932 ,933 ,934 ,935 ,936 ,937 ,938 ,939 ,940 ,941 ,1338
MERCEDES-BENZ	A9060530132	871080-6	932 ,933 ,934 ,935 ,936 ,937 ,940 ,941 ,1338
MERCEDES-BENZ	A9060530258	911005-8	26 ,156 ,259 ,376 ,387 ,660 ,932 ,933 ,934 ,935 ,936 ,937 ,938 ,939 ,940 ,941 ,1082 ,1250 ,1338 ,1482 ,1522 ,1523 ,1524 ,1526 ,1527 ,1528 ,1529 ,1535 ,1536 ,1542 ,1543 ,1544 ,1545 ,1546
MERCEDES-BENZ	A9060530358	911005-8	26 ,156 ,259 ,376 ,387 ,660 ,932 ,933 ,934 ,935 ,936 ,937 ,938 ,939 ,940 ,941 ,1082 ,1250 ,1338 ,1482 ,1522 ,1523 ,1524 ,1526 ,1527 ,1528 ,1529 ,1535 ,1536 ,1542 ,1543 ,1544 ,1545 ,1546
MERCEDES-BENZ	A9060530458	911005-8	26 ,156 ,259 ,376 ,387 ,660 ,932 ,933 ,934 ,935 ,936 ,937 ,938 ,939 ,940 ,941 ,1082 ,1250 ,1338 ,1482 ,1522 ,1523 ,1524 ,1526 ,1527 ,1528 ,1529 ,1535 ,1536 ,1542 ,1543 ,1544 ,1545 ,1546
MERCEDES-BENZ	A9060530529	881080-4	387 ,932 ,933 ,934 ,935 ,936 ,937 ,938 ,939 ,940 ,1338
MERCEDES-BENZ	A9060531232	871080-6	932 ,933 ,934 ,935 ,936 ,937 ,940 ,941 ,1338
MERCEDES-BENZ	A9060540701	971071-6	156 ,387 ,932 ,933 ,934 ,935 ,936 ,937 ,938 ,939 ,940 ,941 ,1338
MERCEDES-BENZ	A9060541001	971071-6	156 ,387 ,932 ,933 ,934 ,935 ,936 ,937 ,938 ,939 ,940 ,941 ,1338

MINI	11337549633	970703-8	199 ,291 ,292 ,383 ,384 ,987 ,1124 ,1125
MINI	11347513019	850758-4	987 to 988
MINI	11347513020	860759-4	987 to 988
MINI	11347533884	851109-4	291 ,292 ,383 ,987 ,1124 ,1125
MINI	11347533885	861110-4	291 ,987 ,1125
MINI	11347534508	851113-4	291 ,292 ,383 ,987 ,1124 ,1125
MINI	11347547187	861138-4	199 ,215 ,291 ,292 ,383 ,384 ,987 ,1124 ,1125
MINI	11347805968	851107-4	288 ,428 ,509 ,510 ,544 ,794 ,987 ,1122 ,1412 ,1512
MINI	11347829944	860759-4	987 to 988

MITSUBISHI	M345350	903805-1	323 ,324 ,784 ,993 ,1073 ,1074 ,1227 ,1228 ,1229 ,1230 ,1231 ,1232 ,1413 ,1475 ,1514
MITSUBISHI	M852144	853814-4	323 ,1073 ,1227 ,1228 ,1229 ,1230 ,1475
MITSUBISHI	M889130	853814-4	323 ,1073 ,1227 ,1228 ,1229 ,1230 ,1475

# OE- Reference



OE- Manu.	Reference-No.	SM-No.	On Page
mitsubishi	M889130	853814-4	323 ,1073 ,1227 ,1228 ,1229 ,1230 ,1475
mitsubishi	M889394	915001-8	22 ,23 ,24 ,25 ,26 ,27 ,96 ,99 ,100 ,101 ,102 ,103 ,104 ,107 ,108 ,110 ,111 ,118 ,119 ,120 ,121 ,122 ,128 ,129 ,138 ,140 ,142 ,199 ,200 ,202 ,203 ,204 ,206 ,207 ,208 ,210 ,211 ,212 ,286 ,287 ,289 ,290 ,292 ,293 ,295 ,302 ,303 ,304 ,307 ,321 ,323 ,341 ,424 ,425 ,426 ,427 ,428 ,430 ,431 ,432 ,433 ,435 ,439 ,443 ,444 ,514 ,515 ,516 ,518 ,519 ,530 ,553 ,563 ,623 ,659 ,697 ,706 ,707 ,708 ,709 ,710 ,712 ,713 ,715 ,716 ,717 ,732 ,735 ,784 ,881 ,993 ,994 ,1025 ,1026 ,1027 ,1073 ,1119 ,1120 ,1121 ,1123 ,1124 ,1125 ,1126 ,1128 ,1130 ,1136 ,1137 ,1158 ,1159 ,1161 ,1224 ,1225 ,1227 ,1232 ,1233 ,1235 ,1236 ,1238 ,1239 ,1255 ,1266 ,1267 ,1311 ,1312 ,1313 ,1314 ,1315 ,1317 ,1318 ,1319 ,1320 ,1321 ,1322 ,1323 ,1325 ,1326 ,1327 ,1328 ,1331 ,1332 ,1333 ,1334 ,1363 ,1365 ,1367 ,1368 ,1369 ,1370 ,1371 ,1372 ,1374 ,1377 ,1378 ,1382 ,1413 ,1475 ,1514 ,1523 ,1524 ,1626 ,1627 ,1629 ,1630 ,1631 ,1632 ,1633 ,1635 ,1637 ,1638 ,1643 ,1644 ,1645 ,1646 ,1647 ,1648 ,1649 ,1650 ,1651 ,1652 ,1654 ,1660 ,1661 ,1663 ,1664 ,1665 ,1666 ,1667 ,1668 ,1669 ,1670 ,1671 ,1676 ,1677 ,1678 ,1679 ,1680 ,1681 ,1682 ,1683 ,1695 ,1696 ,1697 ,1698 ,1699 ,1700 ,1705 ,1706 ,1707 ,1708 ,1714
mitsubishi	MD127840	858707-4	222 ,225 ,375 ,523 ,535 ,557 ,581 ,614 ,615 ,994
mitsubishi	MD127841	862404-4 868708-4	222 ,225 ,523 ,557 ,581 ,614 ,615 ,652 ,680 ,994 ,995
mitsubishi	MD127847	858707-4	222 ,225 ,375 ,523 ,535 ,557 ,581 ,614 ,615 ,994
mitsubishi	MD184078	868708-4	222 ,225 ,375 ,523 ,535 ,557 ,581 ,614 ,615 ,994 ,995
mitsubishi	MD198404	852407-4	376 ,529 ,535 ,616 ,652 ,681 ,995
mitsubishi	MD198406	862408-4	376 ,529 ,535 ,616 ,652 ,681 ,995
mitsubishi	MD339752	858705-4	993
mitsubishi	MD339754	868706-4	993
mitsubishi	MD373236	852407-4	376 ,529 ,535 ,616 ,652 ,681 ,995
mitsubishi	MN960088	851073-3	560 ,884 ,995 ,1387
mitsubishi	MN960089	861074-3	560 ,884
mitsubishi	MN960095	915097-8	32 ,94 ,96 ,99 ,103 ,104 ,106 ,108 ,109 ,110 ,111 ,112 ,113 ,114 ,121 ,122 ,123 ,124 ,125 ,126 ,127 ,128 ,129 ,130 ,131 ,132 ,137 ,138 ,139 ,140 ,141 ,142 ,143 ,146 ,199 ,200 ,203 ,204 ,205 ,207 ,208 ,209 ,210 ,211 ,212 ,215 ,216 ,241 ,243 ,245 ,246 ,247 ,248 ,249 ,250 ,251 ,252 ,253 ,258 ,259 ,291 ,292 ,293 ,301 ,302 ,303 ,307 ,308 ,314 ,322 ,330 ,331 ,332 ,333 ,334 ,375 ,376 ,380 ,430 ,431 ,443 ,446 ,518 ,521 ,560 ,569 ,575 ,589 ,590 ,591 ,592 ,593 ,594 ,597 ,623 ,626 ,659 ,660 ,661 ,690 ,714 ,716 ,717 ,721 ,722 ,723 ,732 ,735 ,879 ,880 ,881 ,882 ,883 ,884 ,885 ,886 ,887 ,889 ,890 ,891 ,892 ,898 ,903 ,904 ,932 ,936 ,974 ,975 ,978 ,993 ,994 ,995 ,1026 ,1027 ,1028 ,1030 ,1068 ,1069 ,1070 ,1072 ,1073 ,1074 ,1075 ,1077 ,1079 ,1080 ,1081 ,1121 ,1125 ,1126 ,1133 ,1134 ,1135 ,1136 ,1152 ,1153 ,1154 ,1155 ,1156 ,1158 ,1159 ,1160 ,1161 ,1225 ,1226 ,1232 ,1235 ,1238 ,1239 ,1255 ,1264 ,1265 ,1311 ,1315 ,1316 ,1319 ,1322 ,1323 ,1324 ,1325 ,1327 ,1328 ,1329 ,1330 ,1331 ,1332 ,1333 ,1334 ,1363 ,1365 ,1366 ,1367 ,1368 ,1370 ,1371 ,1372 ,1373 ,1374 ,1375 ,1376 ,1377 ,1378 ,1379 ,1382 ,1386 ,1387 ,1396 ,1407 ,1412 ,1418 ,1470 ,1471 ,1472 ,1473 ,1474 ,1475 ,1476 ,1477 ,1478 ,1479 ,1480 ,1481 ,1482 ,1517 ,1521 ,1626 ,1633 ,1636 ,1638 ,1639 ,1642 ,1643 ,1646 ,1649 ,1652 ,1653 ,1654 ,1655 ,1658 ,1661 ,1662 ,1663 ,1667 ,1668 ,1669 ,1670 ,1671 ,1672 ,1673 ,1678 ,1679 ,1680 ,1682 ,1683 ,1684 ,1685 ,1686 ,1687 ,1689 ,1695 ,1696 ,1697 ,1698 ,1699 ,1700 ,1705 ,1707 ,1708
mitsubishi	MN960097	973801-8	21 ,22 ,24 ,259 ,286 ,287 ,288 ,290 ,294 ,298 ,300 ,301 ,334 ,383 ,429 ,431 ,432 ,435 ,436 ,440 ,441 ,505 ,506 ,507 ,509 ,510 ,527 ,597 ,612 ,655 ,659 ,678 ,684 ,709 ,711 ,712 ,714 ,721 ,722 ,732 ,793 ,880 ,883 ,884 ,887 ,892 ,903 ,904 ,932 ,974 ,975 ,978 ,987 ,995 ,1028 ,1029 ,1067 ,1077 ,1078 ,1119 ,1120 ,1121 ,1122 ,1127 ,1131 ,1133 ,1134 ,1236 ,1237 ,1386 ,1387 ,1396 ,1412 ,1413 ,1414 ,1415 ,1431 ,1469 ,1478 ,1479 ,1512
mitsubishi	MN980085	915097-8	32 ,94 ,96 ,99 ,103 ,104 ,106 ,108 ,109 ,110 ,111 ,112 ,113 ,114 ,121 ,122 ,123 ,124 ,125 ,126 ,127 ,128 ,129 ,130 ,131 ,132 ,137 ,138 ,139 ,140 ,141 ,142 ,143 ,146 ,199 ,200 ,203 ,204 ,205 ,207 ,208 ,209 ,210 ,211 ,212 ,215 ,216 ,241 ,243 ,245 ,246 ,247 ,248 ,249 ,250 ,251 ,252 ,253 ,258 ,259 ,291 ,292 ,293 ,301 ,302 ,303 ,307 ,308 ,314 ,322 ,330 ,331 ,332 ,333 ,334 ,375 ,376 ,380 ,430 ,431 ,443 ,446 ,518 ,521 ,560 ,569 ,575 ,589 ,590 ,591 ,592 ,593 ,594 ,597 ,623 ,626 ,659 ,660 ,661 ,690 ,714 ,716 ,717 ,721 ,722 ,723 ,732 ,735 ,879 ,880 ,881 ,882 ,883 ,884 ,885 ,886 ,887 ,889 ,890 ,891 ,892 ,898 ,903 ,904 ,932 ,936 ,974 ,975 ,978 ,993 ,994 ,995 ,1026 ,1027 ,1028 ,1030 ,1068 ,1069 ,1070 ,1072 ,1073 ,1074 ,1075 ,1077 ,1079 ,1080 ,1081 ,1121 ,1125 ,1126 ,1133 ,1134 ,1135 ,1136 ,1152 ,1153 ,1154 ,1155 ,1156 ,1158 ,1159 ,1160 ,1161 ,1225 ,1226 ,1232 ,1235 ,1238 ,1239 ,1255 ,1264 ,1265 ,1311 ,1315 ,1316 ,1319 ,1322 ,1323 ,1324 ,1325 ,1327 ,1328 ,1329 ,1330 ,1331 ,1332 ,1333 ,1334 ,1363 ,1365 ,1366 ,1367 ,1368 ,1370 ,1371 ,1372 ,1373 ,1374 ,1375 ,1376 ,1377 ,1378 ,1379 ,1382 ,1386 ,1387 ,1396 ,1407 ,1412 ,1418 ,1470 ,1471 ,1472 ,1473 ,1474 ,1475 ,1476 ,1477 ,1478 ,1479 ,1480 ,1481 ,1482 ,1517 ,1521 ,1626 ,1633 ,1636 ,1638 ,1639 ,1642 ,1643 ,1646 ,1649 ,1652 ,1653 ,1654 ,1655 ,1658 ,1661 ,1662 ,1663 ,1667 ,1668 ,1669 ,1670 ,1671 ,1672 ,1673 ,1678 ,1679 ,1680 ,1682 ,1683 ,1684 ,1685 ,1686 ,1687 ,1689 ,1695 ,1696 ,1697 ,1698 ,1699 ,1700 ,1705 ,1707 ,1708
mitsubishi	MW30620685	853803-4	993 ,1027 ,1073 ,1232 ,1475 ,1514
mitsubishi	MW30620686	863804-4	993 ,1027 ,1073 ,1232 ,1475 ,1514



# OE- Reference

OE- Manu.	Reference-No.	SM-No.	On Page
MWM	12159458	883308-6	369 ,392 ,999 ,1000
MWM	12159459	883307-6	369 ,392 ,999
MWM	12189512	883308-6	369 ,392 ,999 ,1000
MWM	622603327034	883308-6	369 ,392 ,999 ,1000
MWM	622603327044	883307-6	369 ,392 ,999
NISSAN	0948A8	853749-4	292 ,516 ,784 ,1124 ,1125 ,1255
NISSAN	1104100Q0F	483801-1	322 ,1026 ,1225 ,1412
NISSAN	1104100Q1J	483801-1	322 ,1026 ,1225 ,1412
NISSAN	1104100Q1L	483801-1	322 ,1026 ,1225 ,1412
NISSAN	1104100QAM	483801-1	322 ,1026 ,1225 ,1412
NISSAN	110417781R	483801-1	322 ,1026 ,1225 ,1412
NISSAN	11042BN700	483801-1	322 ,1026 ,1225 ,1412
NISSAN	13201-00Q0G	853867-4	322 ,732 ,735 ,880 ,1026 ,1225 ,1226 ,1412
NISSAN	13201-00Q0J	853873-4	430 ,641 ,880 ,993 ,1027 ,1028 ,1073 ,1074 ,1232 ,1475 ,1476
NISSAN	13201-00Q0M	853879-4	321 ,879 ,1025 ,1223 ,1387
NISSAN	13201-00QAA	853849-4	322 ,323 ,1027 ,1226 ,1227 ,1234
NISSAN	13201-00QAE	853863-4	1028 ,1076 ,1233 ,1234 ,1235 ,1477
NISSAN	13201-00QAN	853867-4	322 ,732 ,735 ,880 ,1026 ,1225 ,1226 ,1412
NISSAN	13201-00QOA	853809-4	1029 ,1077 ,1078 ,1079 ,1236 ,1237 ,1238 ,1478 ,1479 ,1480
NISSAN	13201-1980R	853867-4	322 ,732 ,735 ,880 ,1026 ,1225 ,1226 ,1412
NISSAN	13201-4M500	853829-4	1025
NISSAN	13201-AAQAK	853867-4	322 ,732 ,735 ,880 ,1026 ,1225 ,1226 ,1412
NISSAN	13201-BN700	853867-4	322 ,732 ,735 ,880 ,1026 ,1225 ,1226 ,1412
NISSAN	13201-EB70A	859101-4	1030
NISSAN	1320100QAC	853803-4	993 ,1027 ,1073 ,1232 ,1475 ,1514
NISSAN	1320100QAD	853801-4	1030 ,1080 ,1081 ,1238 ,1239 ,1481 ,1482
NISSAN	1320100QAJ	853871-4	321 ,1025 ,1222
NISSAN	1320100QAM	853803-4	993 ,1027 ,1073 ,1232 ,1475 ,1514
NISSAN	13201AW300	853803-4	993 ,1027 ,1073 ,1232 ,1475 ,1514
NISSAN	13202-00Q0N	863880-4	321 ,322 ,623 ,697 ,879 ,1025 ,1027 ,1028 ,1076 ,1222 ,1223 ,1224 ,1226 ,1233 ,1387 ,1477
NISSAN	13202-00QAA	863850-4	322 ,323 ,1027 ,1226 ,1227
NISSAN	13202-00QAE	863864-4	1028 ,1076 ,1233 ,1234 ,1235 ,1477
NISSAN	13202-00QAP	863868-4	322 ,732 ,735 ,880 ,1026 ,1225 ,1412
NISSAN	13202-00QOA	863810-4	1029 ,1077 ,1078 ,1079 ,1236 ,1237 ,1238 ,1478 ,1479 ,1480
NISSAN	13202-2F000	863830-4	1025 to 1026
NISSAN	13202-53Y00	863830-4	1025 to 1026
NISSAN	13202-53Y60	863830-4	1025 to 1026
NISSAN	13202-57Y00	863830-4	1025 to 1026
NISSAN	13202-71J00	863830-4	1025 to 1026
NISSAN	13202-BN700	863868-4	322 ,732 ,735 ,880 ,1026 ,1225 ,1412
NISSAN	13202-EB70A	869102-4	1030
NISSAN	1320200QAD	863802-4	1030 ,1080 ,1081 ,1238 ,1239 ,1481 ,1482
NISSAN	1320200QAK	863872-4	321 ,1025 ,1222
NISSAN	1320200QAN	863804-4	993 ,1027 ,1073 ,1232 ,1475 ,1514
NISSAN	132024894R	863874-4	430 ,880 ,1028 ,1073 ,1232 ,1475
NISSAN	132026F900	863750-4	292 ,516 ,784 ,1124 ,1125 ,1255
NISSAN	132027372R	863874-4	430 ,880 ,1028 ,1073 ,1232 ,1475
NISSAN	132029836R	863874-4	430 ,880 ,1028 ,1073 ,1232 ,1475
NISSAN	13202AW300	863804-4	993 ,1027 ,1073 ,1232 ,1475 ,1514

# OE- Reference



OE- Manu.	Reference-No.	SM-No.	On Page
NISSAN	13202AW300	863804-4	993 ,1027 ,1073 ,1232 ,1475 ,1514
NISSAN	132075PA0C	915001-8	22 ,23 ,24 ,25 ,26 ,27 ,96 ,99 ,100 ,101 ,102 ,103 ,104 ,107 ,108 ,110 ,111 ,118 ,119 ,120 ,121 ,122 ,128 ,129 ,138 ,140 ,142 ,199 ,200 ,202 ,203 ,204 ,206 ,207 ,208 ,210 ,211 ,212 ,286 ,287 ,289 ,290 ,292 ,293 ,295 ,302 ,303 ,304 ,307 ,321 ,323 ,341 ,424 ,425 ,426 ,427 ,428 ,430 ,431 ,432 ,433 ,435 ,439 ,443 ,444 ,514 ,515 ,516 ,518 ,519 ,530 ,553 ,563 ,623 ,659 ,697 ,706 ,707 ,708 ,709 ,710 ,712 ,713 ,715 ,716 ,717 ,732 ,735 ,784 ,881 ,993 ,994 ,1025 ,1026 ,1027 ,1073 ,1119 ,1120 ,1121 ,1123 ,1124 ,1125 ,1126 ,1128 ,1130 ,1136 ,1137 ,1158 ,1159 ,1161 ,1224 ,1225 ,1227 ,1232 ,1233 ,1235 ,1236 ,1238 ,1239 ,1255 ,1266 ,1267 ,1311 ,1312 ,1313 ,1314 ,1315 ,1317 ,1318 ,1319 ,1320 ,1321 ,1322 ,1323 ,1325 ,1326 ,1327 ,1328 ,1331 ,1332 ,1333 ,1334 ,1363 ,1365 ,1367 ,1368 ,1369 ,1370 ,1371 ,1372 ,1374 ,1377 ,1378 ,1382 ,1413 ,1475 ,1514 ,1523 ,1524 ,1626 ,1627 ,1629 ,1630 ,1631 ,1632 ,1633 ,1635 ,1637 ,1638 ,1643 ,1644 ,1645 ,1646 ,1647 ,1648 ,1649 ,1650 ,1651 ,1652 ,1654 ,1660 ,1661 ,1663 ,1664 ,1665 ,1666 ,1667 ,1668 ,1669 ,1670 ,1671 ,1676 ,1677 ,1678 ,1679 ,1680 ,1681 ,1682 ,1683 ,1695 ,1696 ,1697 ,1698 ,1699 ,1700 ,1705 ,1706 ,1707 ,1708 ,1714
NISSAN	132076F900	915001-8	22 ,23 ,24 ,25 ,26 ,27 ,96 ,99 ,100 ,101 ,102 ,103 ,104 ,107 ,108 ,110 ,111 ,118 ,119 ,120 ,121 ,122 ,128 ,129 ,138 ,140 ,142 ,199 ,200 ,202 ,203 ,204 ,206 ,207 ,208 ,210 ,211 ,212 ,286 ,287 ,289 ,290 ,292 ,293 ,295 ,302 ,303 ,304 ,307 ,321 ,323 ,341 ,424 ,425 ,426 ,427 ,428 ,430 ,431 ,432 ,433 ,435 ,439 ,443 ,444 ,514 ,515 ,516 ,518 ,519 ,530 ,553 ,563 ,623 ,659 ,697 ,706 ,707 ,708 ,709 ,710 ,712 ,713 ,715 ,716 ,717 ,732 ,735 ,784 ,881 ,993 ,994 ,1025 ,1026 ,1027 ,1073 ,1119 ,1120 ,1121 ,1123 ,1124 ,1125 ,1126 ,1128 ,1130 ,1136 ,1137 ,1158 ,1159 ,1161 ,1224 ,1225 ,1227 ,1232 ,1233 ,1235 ,1236 ,1238 ,1239 ,1255 ,1266 ,1267 ,1311 ,1312 ,1313 ,1314 ,1315 ,1317 ,1318 ,1319 ,1320 ,1321 ,1322 ,1323 ,1325 ,1326 ,1327 ,1328 ,1331 ,1332 ,1333 ,1334 ,1363 ,1365 ,1367 ,1368 ,1369 ,1370 ,1371 ,1372 ,1374 ,1377 ,1378 ,1382 ,1413 ,1475 ,1514 ,1523 ,1524 ,1626 ,1627 ,1629 ,1630 ,1631 ,1632 ,1633 ,1635 ,1637 ,1638 ,1643 ,1644 ,1645 ,1646 ,1647 ,1648 ,1649 ,1650 ,1651 ,1652 ,1654 ,1660 ,1661 ,1663 ,1664 ,1665 ,1666 ,1667 ,1668 ,1669 ,1670 ,1671 ,1676 ,1677 ,1678 ,1679 ,1680 ,1681 ,1682 ,1683 ,1695 ,1696 ,1697 ,1698 ,1699 ,1700 ,1705 ,1706 ,1707 ,1708 ,1714
NISSAN	132076F901	915001-8	22 ,23 ,24 ,25 ,26 ,27 ,96 ,99 ,100 ,101 ,102 ,103 ,104 ,107 ,108 ,110 ,111 ,118 ,119 ,120 ,121 ,122 ,128 ,129 ,138 ,140 ,142 ,199 ,200 ,202 ,203 ,204 ,206 ,207 ,208 ,210 ,211 ,212 ,286 ,287 ,289 ,290 ,292 ,293 ,295 ,302 ,303 ,304 ,307 ,321 ,323 ,341 ,424 ,425 ,426 ,427 ,428 ,430 ,431 ,432 ,433 ,435 ,439 ,443 ,444 ,514 ,515 ,516 ,518 ,519 ,530 ,553 ,563 ,623 ,659 ,697 ,706 ,707 ,708 ,709 ,710 ,712 ,713 ,715 ,716 ,717 ,732 ,735 ,784 ,881 ,993 ,994 ,1025 ,1026 ,1027 ,1073 ,1119 ,1120 ,1121 ,1123 ,1124 ,1125 ,1126 ,1128 ,1130 ,1136 ,1137 ,1158 ,1159 ,1161 ,1224 ,1225 ,1227 ,1232 ,1233 ,1235 ,1236 ,1238 ,1239 ,1255 ,1266 ,1267 ,1311 ,1312 ,1313 ,1314 ,1315 ,1317 ,1318 ,1319 ,1320 ,1321 ,1322 ,1323 ,1325 ,1326 ,1327 ,1328 ,1331 ,1332 ,1333 ,1334 ,1363 ,1365 ,1367 ,1368 ,1369 ,1370 ,1371 ,1372 ,1374 ,1377 ,1378 ,1382 ,1413 ,1475 ,1514 ,1523 ,1524 ,1626 ,1627 ,1629 ,1630 ,1631 ,1632 ,1633 ,1635 ,1637 ,1638 ,1643 ,1644 ,1645 ,1646 ,1647 ,1648 ,1649 ,1650 ,1651 ,1652 ,1654 ,1660 ,1661 ,1663 ,1664 ,1665 ,1666 ,1667 ,1668 ,1669 ,1670 ,1671 ,1676 ,1677 ,1678 ,1679 ,1680 ,1681 ,1682 ,1683 ,1695 ,1696 ,1697 ,1698 ,1699 ,1700 ,1705 ,1706 ,1707 ,1708 ,1714
NISSAN	13207AW301	915001-8	22 ,23 ,24 ,25 ,26 ,27 ,96 ,99 ,100 ,101 ,102 ,103 ,104 ,107 ,108 ,110 ,111 ,118 ,119 ,120 ,121 ,122 ,128 ,129 ,138 ,140 ,142 ,199 ,200 ,202 ,203 ,204 ,206 ,207 ,208 ,210 ,211 ,212 ,286 ,287 ,289 ,290 ,292 ,293 ,295 ,302 ,303 ,304 ,307 ,321 ,323 ,341 ,424 ,425 ,426 ,427 ,428 ,430 ,431 ,432 ,433 ,435 ,439 ,443 ,444 ,514 ,515 ,516 ,518 ,519 ,530 ,553 ,563 ,623 ,659 ,697 ,706 ,707 ,708 ,709 ,710 ,712 ,713 ,715 ,716 ,717 ,732 ,735 ,784 ,881 ,993 ,994 ,1025 ,1026 ,1027 ,1073 ,1119 ,1120 ,1121 ,1123 ,1124 ,1125 ,1126 ,1128 ,1130 ,1136 ,1137 ,1158 ,1159 ,1161 ,1224 ,1225 ,1227 ,1232 ,1233 ,1235 ,1236 ,1238 ,1239 ,1255 ,1266 ,1267 ,1311 ,1312 ,1313 ,1314 ,1315 ,1317 ,1318 ,1319 ,1320 ,1321 ,1322 ,1323 ,1325 ,1326 ,1327 ,1328 ,1331 ,1332 ,1333 ,1334 ,1363 ,1365 ,1367 ,1368 ,1369 ,1370 ,1371 ,1372 ,1374 ,1377 ,1378 ,1382 ,1413 ,1475 ,1514 ,1523 ,1524 ,1626 ,1627 ,1629 ,1630 ,1631 ,1632 ,1633 ,1635 ,1637 ,1638 ,1643 ,1644 ,1645 ,1646 ,1647 ,1648 ,1649 ,1650 ,1651 ,1652 ,1654 ,1660 ,1661 ,1663 ,1664 ,1665 ,1666 ,1667 ,1668 ,1669 ,1670 ,1671 ,1676 ,1677 ,1678 ,1679 ,1680 ,1681 ,1682 ,1683 ,1695 ,1696 ,1697 ,1698 ,1699 ,1700 ,1705 ,1706 ,1707 ,1708 ,1714
NISSAN	1323100QAA	973802-8	322 ,323 ,735 ,1027 ,1028 ,1076 ,1226 ,1227 ,1233 ,1234 ,1235 ,1236 ,1477
NISSAN	1323400Q0A	973801-8	21 ,22 ,24 ,259 ,286 ,287 ,288 ,290 ,294 ,298 ,300 ,301 ,334 ,383 ,429 ,431 ,432 ,435 ,436 ,440 ,441 ,505 ,506 ,507 ,509 ,510 ,527 ,597 ,612 ,655 ,659 ,678 ,684 ,709 ,711 ,712 ,714 ,721 ,722 ,732 ,793 ,880 ,883 ,884 ,887 ,892 ,903 ,904 ,932 ,974 ,975 ,978 ,987 ,995 ,1028 ,1029 ,1067 ,1077 ,1078 ,1119 ,1120 ,1121 ,1122 ,1127 ,1131 ,1133 ,1134 ,1236 ,1237 ,1386 ,1387 ,1396 ,1412 ,1413 ,1414 ,1415 ,1431 ,1469 ,1478 ,1479 ,1512

OPEL	0641048	853523-4	247 ,591 ,1074 ,1264 ,1476
OPEL	0641056	853583-4	26 ,252 ,442 ,593 ,1079 ,1265 ,1407 ,1480 ,1481
OPEL	0641090	863505-4	241 ,242 ,516 ,534 ,575 ,589 ,1065 ,1066 ,1411 ,1412 ,1467 ,1468
OPEL	0642008	883555-4	152 ,153 ,1073 ,1076 ,1475 ,1477
OPEL	0642854	863516-4	246 ,1069 ,1070 ,1071 ,1471 ,1472
OPEL	0642906	863514-4 863516-4	152 ,244 ,246 ,590 ,1069 ,1070 ,1071 ,1471 ,1472 ,1473 ,1474



# OE- Reference

OE- Manu.	Reference-No.	SM-No.	On Page
OPEL	0642906	863514-4 863516-4	152 ,244 ,246 ,590 ,1069 ,1070 ,1071 ,1471 ,1472 ,1473 ,1474
OPEL	0642911	863514-4 863516-4	152 ,244 ,246 ,590 ,1069 ,1070 ,1071 ,1471 ,1472 ,1473 ,1474
OPEL	090324449	973502-8	243 ,244 ,245 ,246 ,247 ,248 ,249 ,250 ,251 ,252 ,253 ,329 ,330 ,331 ,332 ,334 ,589 ,590 ,591 ,592 ,593 ,594 ,626 ,698 ,1068 ,1070 ,1071 ,1072 ,1073 ,1074 ,1075 ,1077 ,1079 ,1080 ,1081 ,1264 ,1265 ,1414 ,1470 ,1471 ,1472 ,1473 ,1474 ,1476 ,1477 ,1478 ,1479 ,1480 ,1481 ,1482
OPEL	09117904	973502-8	243 ,244 ,245 ,246 ,247 ,248 ,249 ,250 ,251 ,252 ,253 ,329 ,330 ,331 ,332 ,334 ,589 ,590 ,591 ,592 ,593 ,594 ,626 ,698 ,1068 ,1070 ,1071 ,1072 ,1073 ,1074 ,1075 ,1077 ,1079 ,1080 ,1081 ,1264 ,1265 ,1414 ,1470 ,1471 ,1472 ,1473 ,1474 ,1476 ,1477 ,1478 ,1479 ,1480 ,1481 ,1482
OPEL	12575793	853583-4 853585-4	26 ,252 ,442 ,593 ,1079 ,1265 ,1407 ,1480 ,1481
OPEL	12597371	863584-4	26 ,252 ,442 ,593 ,1079 ,1265 ,1407 ,1480 ,1481
OPEL	12786696	853585-4	26 ,252 ,442 ,593 ,1079 ,1265 ,1407 ,1480 ,1481
OPEL	12791961	863584-4	26 ,252 ,442 ,593 ,1079 ,1265 ,1407 ,1480 ,1481
OPEL	12992480	863578-4	249 ,1077 ,1265 ,1478 ,1479
OPEL	24419109	973502-8	243 ,244 ,245 ,246 ,247 ,248 ,249 ,250 ,251 ,252 ,253 ,329 ,330 ,331 ,332 ,334 ,589 ,590 ,591 ,592 ,593 ,594 ,626 ,698 ,1068 ,1070 ,1071 ,1072 ,1073 ,1074 ,1075 ,1077 ,1079 ,1080 ,1081 ,1264 ,1265 ,1414 ,1470 ,1471 ,1472 ,1473 ,1474 ,1476 ,1477 ,1478 ,1479 ,1480 ,1481 ,1482
OPEL	24454518	863584-4	26 ,252 ,442 ,593 ,1079 ,1265 ,1407 ,1480 ,1481
OPEL	3104.006	863804-4	993 ,1027 ,1073 ,1232 ,1475 ,1514
OPEL	3553632	853783-4	291 ,383 ,1067 ,1122 ,1431 ,1469
OPEL	3553641	863784-4	291 ,383 ,1067 ,1122 ,1431 ,1469
OPEL	3639904	863786-6	289 ,307 ,383 ,1067 ,1121 ,1469
OPEL	3639905	853785-6	289 ,307 ,383 ,1067 ,1121 ,1469
OPEL	4400196	483803-1	1073 ,1227 ,1228 ,1229 ,1232 ,1475
OPEL	4401561	903805-1	323 ,324 ,784 ,993 ,1073 ,1074 ,1227 ,1228 ,1229 ,1230 ,1231 ,1232 ,1413 ,1475 ,1514
OPEL	4402633	853803-4	993 ,1027 ,1073 ,1232 ,1475 ,1514
OPEL	4402949	903805-1	323 ,324 ,784 ,993 ,1073 ,1074 ,1227 ,1228 ,1229 ,1230 ,1231 ,1232 ,1413 ,1475 ,1514
OPEL	4403139	911005-8	26 ,156 ,259 ,376 ,387 ,660 ,932 ,933 ,934 ,935 ,936 ,937 ,938 ,939 ,940 ,941 ,1082 ,1250 ,1338 ,1482 ,1522 ,1523 ,1524 ,1526 ,1527 ,1528 ,1529 ,1535 ,1536 ,1542 ,1543 ,1544 ,1545 ,1546
OPEL	4403885	483803-1	1073 ,1227 ,1228 ,1229 ,1232 ,1475
OPEL	4409839	973802-8	322 ,323 ,735 ,1027 ,1028 ,1076 ,1226 ,1227 ,1233 ,1234 ,1235 ,1236 ,1477
OPEL	4411048	853863-4	1028 ,1076 ,1233 ,1234 ,1235 ,1477
OPEL	4411049	863864-4	1028 ,1076 ,1233 ,1234 ,1235 ,1477
OPEL	4412186	915001-8	22 ,23 ,24 ,25 ,26 ,27 ,96 ,99 ,100 ,101 ,102 ,103 ,104 ,107 ,108 ,110 ,111 ,118 ,119 ,120 ,121 ,122 ,128 ,129 ,138 ,140 ,142 ,199 ,200 ,202 ,203 ,204 ,206 ,207 ,208 ,210 ,211 ,212 ,286 ,287 ,289 ,290 ,292 ,293 ,295 ,302 ,303 ,304 ,307 ,321 ,323 ,341 ,424 ,425 ,426 ,427 ,428 ,430 ,431 ,432 ,433 ,435 ,439 ,443 ,444 ,514 ,515 ,516 ,518 ,519 ,530 ,553 ,563 ,623 ,659 ,697 ,706 ,707 ,708 ,709 ,710 ,712 ,713 ,715 ,716 ,717 ,732 ,735 ,784 ,881 ,993 ,994 ,1025 ,1026 ,1027 ,1073 ,1119 ,1120 ,1121 ,1123 ,1124 ,1125 ,1126 ,1128 ,1130 ,1136 ,1137 ,1158 ,1159 ,1161 ,1224 ,1225 ,1227 ,1232 ,1233 ,1235 ,1236 ,1238 ,1239 ,1255 ,1266 ,1267 ,1311 ,1312 ,1313 ,1314 ,1315 ,1317 ,1318 ,1319 ,1320 ,1321 ,1322 ,1323 ,1325 ,1326 ,1327 ,1328 ,1331 ,1332 ,1333 ,1334 ,1363 ,1365 ,1367 ,1368 ,1369 ,1370 ,1371 ,1372 ,1374 ,1377 ,1378 ,1382 ,1413 ,1475 ,1514 ,1523 ,1524 ,1626 ,1627 ,1629 ,1630 ,1631 ,1632 ,1633 ,1635 ,1637 ,1638 ,1643 ,1644 ,1645 ,1646 ,1647 ,1648 ,1649 ,1650 ,1651 ,1652 ,1654 ,1660 ,1661 ,1663 ,1664 ,1665 ,1666 ,1667 ,1668 ,1669 ,1670 ,1671 ,1676 ,1677 ,1678 ,1679 ,1680 ,1681 ,1682 ,1683 ,1695 ,1696 ,1697 ,1698 ,1699 ,1700 ,1705 ,1706 ,1707 ,1708 ,1714
OPEL	4415921	853803-4	993 ,1027 ,1073 ,1232 ,1475 ,1514
OPEL	4415922	863804-4	993 ,1027 ,1073 ,1232 ,1475 ,1514
OPEL	4420439	853809-4	1029 ,1077 ,1078 ,1079 ,1236 ,1237 ,1238 ,1478 ,1479 ,1480
OPEL	4423068	853873-4	430 ,641 ,880 ,993 ,1027 ,1028 ,1073 ,1074 ,1232 ,1475 ,1476
OPEL	4431241	863810-4	1029 ,1077 ,1078 ,1079 ,1236 ,1237 ,1238 ,1478 ,1479 ,1480
OPEL	4431242	853809-4	1029 ,1077 ,1078 ,1079 ,1236 ,1237 ,1238 ,1478 ,1479 ,1480
OPEL	4431246	973801-8	21 ,22 ,24 ,259 ,286 ,287 ,288 ,290 ,294 ,298 ,300 ,301 ,334 ,383 ,429 ,431 ,432 ,435 ,436 ,440 ,441 ,505 ,506 ,507 ,509 ,510 ,527 ,597 ,612 ,655 ,659 ,678 ,684 ,709 ,711 ,712 ,714 ,721 ,722 ,732 ,793 ,880 ,883 ,884 ,887 ,892 ,903 ,904 ,932 ,974 ,975 ,978 ,987 ,995 ,1028 ,1029 ,1067 ,1077 ,1078 ,1119 ,1120 ,1121 ,1122 ,1127 ,1131 ,1133 ,1134 ,1236 ,1237 ,1386 ,1387 ,1396 ,1412 ,1413 ,1414 ,1415 ,1431 ,1469 ,1478 ,1479 ,1512



# OE- Reference



OE- Manu.	Reference-No.	SM-No.	On Page
OPEL	4431246	973801-8	21 ,22 ,24 ,259 ,286 ,287 ,288 ,290 ,294 ,298 ,300 ,301 ,334 ,383 ,429 ,431 ,432 ,435 ,436 ,440 ,441 ,505 ,506 ,507 ,509 ,510 ,527 ,597 ,612 ,655 ,659 ,678 ,684 ,709 ,711 ,712 ,714 ,721 ,722 ,732 ,793 ,880 ,883 ,884 ,887 ,892 ,903 ,904 ,932 ,974 ,975 ,978 ,987 ,995 ,1028 ,1029 ,1067 ,1077 ,1078 ,1119 ,1120 ,1121 ,1122 ,1127 ,1131 ,1133 ,1134 ,1236 ,1237 ,1386 ,1387 ,1396 ,1412 ,1413 ,1414 ,1415 ,1431 ,1469 ,1478 ,1479 ,1512
OPEL	4500849	853563-4	248 ,249 ,250 ,251 ,252 ,253 ,332 ,333 ,334 ,591 ,592 ,593 ,594 ,626 ,1075 ,1077 ,1079 ,1080 ,1081 ,1264 ,1265 ,1407 ,1476 ,1477 ,1478 ,1480 ,1481 ,1482
OPEL	4500864	863564-4	248 ,249 ,250 ,251 ,252 ,253 ,332 ,333 ,334 ,591 ,592 ,593 ,594 ,626 ,1075 ,1077 ,1079 ,1080 ,1081 ,1264 ,1265 ,1407 ,1476 ,1477 ,1478 ,1480 ,1481 ,1482
OPEL	4506083	853801-4	1030 ,1080 ,1081 ,1238 ,1239 ,1481 ,1482
OPEL	4506084	863802-4	1030 ,1080 ,1081 ,1238 ,1239 ,1481 ,1482
OPEL	4708615	915097-8	32 ,94 ,96 ,99 ,103 ,104 ,106 ,108 ,109 ,110 ,111 ,112 ,113 ,114 ,121 ,122 ,123 ,124 ,125 ,126 ,127 ,128 ,129 ,130 ,131 ,132 ,137 ,138 ,139 ,140 ,141 ,142 ,143 ,146 ,199 ,200 ,203 ,204 ,205 ,207 ,208 ,209 ,210 ,211 ,212 ,215 ,216 ,241 ,243 ,245 ,246 ,247 ,248 ,249 ,250 ,251 ,252 ,253 ,258 ,259 ,291 ,292 ,293 ,301 ,302 ,303 ,307 ,308 ,314 ,322 ,330 ,331 ,332 ,333 ,334 ,375 ,376 ,380 ,430 ,431 ,443 ,446 ,518 ,521 ,560 ,569 ,575 ,589 ,590 ,591 ,592 ,593 ,594 ,597 ,623 ,626 ,659 ,660 ,661 ,690 ,714 ,716 ,717 ,721 ,722 ,723 ,732 ,735 ,879 ,880 ,881 ,882 ,883 ,884 ,885 ,886 ,887 ,889 ,890 ,891 ,892 ,898 ,903 ,904 ,932 ,936 ,974 ,975 ,978 ,993 ,994 ,995 ,1026 ,1027 ,1028 ,1030 ,1068 ,1069 ,1070 ,1072 ,1073 ,1074 ,1075 ,1077 ,1079 ,1080 ,1081 ,1121 ,1125 ,1126 ,1133 ,1134 ,1135 ,1136 ,1152 ,1153 ,1154 ,1155 ,1156 ,1158 ,1159 ,1160 ,1161 ,1225 ,1226 ,1232 ,1235 ,1238 ,1239 ,1255 ,1264 ,1265 ,1311 ,1315 ,1316 ,1319 ,1322 ,1323 ,1324 ,1325 ,1327 ,1328 ,1329 ,1330 ,1331 ,1332 ,1333 ,1334 ,1363 ,1365 ,1366 ,1367 ,1368 ,1370 ,1371 ,1372 ,1373 ,1374 ,1375 ,1376 ,1377 ,1378 ,1379 ,1382 ,1386 ,1387 ,1396 ,1407 ,1412 ,1418 ,1470 ,1471 ,1472 ,1473 ,1474 ,1475 ,1476 ,1477 ,1478 ,1479 ,1480 ,1481 ,1482 ,1517 ,1521 ,1626 ,1633 ,1636 ,1638 ,1639 ,1642 ,1643 ,1646 ,1649 ,1652 ,1653 ,1654 ,1655 ,1658 ,1661 ,1662 ,1663 ,1667 ,1668 ,1669 ,1670 ,1671 ,1672 ,1673 ,1678 ,1679 ,1680 ,1682 ,1683 ,1684 ,1685 ,1686 ,1687 ,1689 ,1695 ,1696 ,1697 ,1698 ,1699 ,1700 ,1705 ,1707 ,1708
OPEL	4805043	863584-4	26 ,252 ,442 ,593 ,1079 ,1265 ,1407 ,1480 ,1481
OPEL	4805321	851403-4	248 ,331 ,1076 ,1477 ,1478
OPEL	4805322	861404-4	248 ,331 ,1076 ,1477 ,1478
OPEL	4817338	861404-4	248 ,331 ,1076 ,1477 ,1478
OPEL	4817354	851403-4	248 ,331 ,1076 ,1477 ,1478
OPEL	55204574	852011-4	20 ,240 ,258 ,425 ,505 ,507 ,519 ,553 ,706 ,784 ,787 ,1064 ,1119 ,1407 ,1411 ,1422 ,1466
OPEL	55219793	852011-4	20 ,240 ,258 ,425 ,505 ,507 ,519 ,553 ,706 ,784 ,787 ,1064 ,1119 ,1407 ,1411 ,1422 ,1466
OPEL	55223835	852011-4	20 ,240 ,258 ,425 ,505 ,507 ,519 ,553 ,706 ,784 ,787 ,1064 ,1119 ,1407 ,1411 ,1422 ,1466
OPEL	55223836	862096-4	20 ,240 ,258 ,425 ,706 ,1064 ,1119 ,1466
OPEL	55229957	852011-4	20 ,240 ,258 ,425 ,505 ,507 ,519 ,553 ,706 ,784 ,787 ,1064 ,1119 ,1407 ,1411 ,1422 ,1466
OPEL	55229958	862096-4	20 ,240 ,258 ,425 ,706 ,1064 ,1119 ,1466
OPEL	55270167	852011-4	20 ,240 ,258 ,425 ,505 ,507 ,519 ,553 ,706 ,784 ,787 ,1064 ,1119 ,1407 ,1411 ,1422 ,1466
OPEL	55270168	852011-4	20 ,240 ,258 ,425 ,505 ,507 ,519 ,553 ,706 ,784 ,787 ,1064 ,1119 ,1407 ,1411 ,1422 ,1466
OPEL	55270169	862096-4	20 ,240 ,258 ,425 ,706 ,1064 ,1119 ,1466
OPEL	55270170	862096-4	20 ,240 ,258 ,425 ,706 ,1064 ,1119 ,1466
OPEL	55556689	863524-4	247 ,331 ,591 ,1074 ,1264 ,1476
OPEL	55565261	853531-4	21 ,22 ,24 ,258 ,430 ,431 ,432 ,435 ,592 ,709 ,711 ,1075 ,1264 ,1477
OPEL	55565262	863532-4	21 ,22 ,24 ,258 ,429 ,430 ,431 ,432 ,435 ,592 ,708 ,709 ,711 ,1073 ,1075 ,1076 ,1264 ,1475 ,1477 ,1478
OPEL	55565339	863505-4	241 ,242 ,516 ,534 ,575 ,589 ,1065 ,1066 ,1411 ,1412 ,1467 ,1468
OPEL	55567797	863505-4	241 ,242 ,516 ,534 ,575 ,589 ,1065 ,1066 ,1411 ,1412 ,1467 ,1468
OPEL	55568831	853504-4	241 ,242 ,575 ,589 ,1065 ,1066 ,1411 ,1412 ,1467 ,1468
OPEL	55568832	863505-4	241 ,242 ,516 ,534 ,575 ,589 ,1065 ,1066 ,1411 ,1412 ,1467 ,1468
OPEL	55570170	853504-4	241 ,242 ,575 ,589 ,1065 ,1066 ,1411 ,1412 ,1467 ,1468
OPEL	55570171	863505-4	241 ,242 ,516 ,534 ,575 ,589 ,1065 ,1066 ,1411 ,1412 ,1467 ,1468
OPEL	55574148	863532-4	21 ,22 ,24 ,258 ,429 ,430 ,431 ,432 ,435 ,592 ,708 ,709 ,711 ,1073 ,1075 ,1076 ,1264 ,1475 ,1477 ,1478
OPEL	5640020	973502-8	243 ,244 ,245 ,246 ,247 ,248 ,249 ,250 ,251 ,252 ,253 ,329 ,330 ,331 ,332 ,334 ,589 ,590 ,591 ,592 ,593 ,594 ,626 ,698 ,1068 ,1070 ,1071 ,1072 ,1073 ,1074 ,1075 ,1077 ,1079 ,1080 ,1081 ,1264 ,1265 ,1414 ,1470 ,1471 ,1472 ,1473 ,1474 ,1476 ,1477 ,1478 ,1479 ,1480 ,1481 ,1482



# OE- Reference

OE- Manu.	Reference-No.	SM-No.	On Page
OPEL	5640020	973502-8	243 ,244 ,245 ,246 ,247 ,248 ,249 ,250 ,251 ,252 ,253 ,329 ,330 ,331 ,332 ,334 ,589 ,590 ,591 ,592 ,593 ,594 ,626 ,698 ,1068 ,1070 ,1071 ,1072 ,1073 ,1074 ,1075 ,1077 ,1079 ,1080 ,1081 ,1264 ,1265 ,1414 ,1470 ,1471 ,1472 ,1473 ,1474 ,1476 ,1477 ,1478 ,1479 ,1480 ,1481 ,1482
OPEL	5640021	973502-8	243 ,244 ,245 ,246 ,247 ,248 ,249 ,250 ,251 ,252 ,253 ,329 ,330 ,331 ,332 ,334 ,589 ,590 ,591 ,592 ,593 ,594 ,626 ,698 ,1068 ,1070 ,1071 ,1072 ,1073 ,1074 ,1075 ,1077 ,1079 ,1080 ,1081 ,1264 ,1265 ,1414 ,1470 ,1471 ,1472 ,1473 ,1474 ,1476 ,1477 ,1478 ,1479 ,1480 ,1481 ,1482
OPEL	636000	513501-1	152 ,1066 ,1468
OPEL	636004	513502-1	1068 ,1069 ,1471
OPEL	636010	513503-1	242 ,589 ,1068 ,1470
OPEL	636014	513503-1	242 ,589 ,1068 ,1470
OPEL	636121	513506-1	153 ,1073 ,1076 ,1475 ,1477
OPEL	636125	513507-1	152 ,329 ,1067 ,1069 ,1071 ,1469 ,1471
OPEL	636127	513508-1	1073 ,1475
OPEL	636129	513509-1	246 ,1074 ,1078 ,1475 ,1478 ,1480
OPEL	636533	915097-8	32 ,94 ,96 ,99 ,103 ,104 ,106 ,108 ,109 ,110 ,111 ,112 ,113 ,114 ,121 ,122 ,123 ,124 ,125 ,126 ,127 ,128 ,129 ,130 ,131 ,132 ,137 ,138 ,139 ,140 ,141 ,142 ,143 ,146 ,199 ,200 ,203 ,204 ,205 ,207 ,208 ,209 ,210 ,211 ,212 ,215 ,216 ,241 ,243 ,245 ,246 ,247 ,248 ,249 ,250 ,251 ,252 ,253 ,258 ,259 ,291 ,292 ,293 ,301 ,302 ,303 ,307 ,308 ,314 ,322 ,330 ,331 ,332 ,333 ,334 ,375 ,376 ,380 ,430 ,431 ,443 ,446 ,518 ,521 ,560 ,569 ,575 ,589 ,590 ,591 ,592 ,593 ,594 ,597 ,623 ,626 ,659 ,660 ,661 ,690 ,714 ,716 ,717 ,721 ,722 ,723 ,732 ,735 ,879 ,880 ,881 ,882 ,883 ,884 ,885 ,886 ,887 ,889 ,890 ,891 ,892 ,898 ,903 ,904 ,932 ,936 ,974 ,975 ,978 ,993 ,994 ,995 ,1026 ,1027 ,1028 ,1030 ,1068 ,1069 ,1070 ,1072 ,1073 ,1074 ,1075 ,1077 ,1079 ,1080 ,1081 ,1121 ,1125 ,1126 ,1133 ,1134 ,1135 ,1136 ,1152 ,1153 ,1154 ,1155 ,1156 ,1158 ,1159 ,1160 ,1161 ,1225 ,1226 ,1232 ,1235 ,1238 ,1239 ,1255 ,1264 ,1265 ,1311 ,1315 ,1316 ,1319 ,1322 ,1323 ,1324 ,1325 ,1327 ,1328 ,1329 ,1330 ,1331 ,1332 ,1333 ,1334 ,1363 ,1365 ,1366 ,1367 ,1368 ,1370 ,1371 ,1372 ,1373 ,1374 ,1375 ,1376 ,1377 ,1378 ,1379 ,1382 ,1386 ,1387 ,1396 ,1407 ,1412 ,1418 ,1470 ,1471 ,1472 ,1473 ,1474 ,1475 ,1476 ,1477 ,1478 ,1479 ,1480 ,1481 ,1482 ,1517 ,1521 ,1626 ,1633 ,1636 ,1638 ,1639 ,1642 ,1643 ,1646 ,1649 ,1652 ,1653 ,1654 ,1655 ,1658 ,1661 ,1662 ,1663 ,1667 ,1668 ,1669 ,1670 ,1671 ,1672 ,1673 ,1678 ,1679 ,1680 ,1682 ,1683 ,1684 ,1685 ,1686 ,1687 ,1689 ,1695 ,1696 ,1697 ,1698 ,1699 ,1700 ,1705 ,1707 ,1708
OPEL	640000	973502-8	243 ,244 ,245 ,246 ,247 ,248 ,249 ,250 ,251 ,252 ,253 ,329 ,330 ,331 ,332 ,334 ,589 ,590 ,591 ,592 ,593 ,594 ,626 ,698 ,1068 ,1070 ,1071 ,1072 ,1073 ,1074 ,1075 ,1077 ,1079 ,1080 ,1081 ,1264 ,1265 ,1414 ,1470 ,1471 ,1472 ,1473 ,1474 ,1476 ,1477 ,1478 ,1479 ,1480 ,1481 ,1482
OPEL	640003	973502-8	243 ,244 ,245 ,246 ,247 ,248 ,249 ,250 ,251 ,252 ,253 ,329 ,330 ,331 ,332 ,334 ,589 ,590 ,591 ,592 ,593 ,594 ,626 ,698 ,1068 ,1070 ,1071 ,1072 ,1073 ,1074 ,1075 ,1077 ,1079 ,1080 ,1081 ,1264 ,1265 ,1414 ,1470 ,1471 ,1472 ,1473 ,1474 ,1476 ,1477 ,1478 ,1479 ,1480 ,1481 ,1482
OPEL	640004	973502-8	243 ,244 ,245 ,246 ,247 ,248 ,249 ,250 ,251 ,252 ,253 ,329 ,330 ,331 ,332 ,334 ,589 ,590 ,591 ,592 ,593 ,594 ,626 ,698 ,1068 ,1070 ,1071 ,1072 ,1073 ,1074 ,1075 ,1077 ,1079 ,1080 ,1081 ,1264 ,1265 ,1414 ,1470 ,1471 ,1472 ,1473 ,1474 ,1476 ,1477 ,1478 ,1479 ,1480 ,1481 ,1482
OPEL	640007	973506-8	122 ,240 ,241 ,242 ,250 ,287 ,298 ,301 ,441 ,507 ,518 ,589 ,793 ,917 ,1065 ,1131 ,1133 ,1134 ,1328 ,1412 ,1415 ,1467 ,1468 ,1661 ,1662
OPEL	640008	973502-8	243 ,244 ,245 ,246 ,247 ,248 ,249 ,250 ,251 ,252 ,253 ,329 ,330 ,331 ,332 ,334 ,589 ,590 ,591 ,592 ,593 ,594 ,626 ,698 ,1068 ,1070 ,1071 ,1072 ,1073 ,1074 ,1075 ,1077 ,1079 ,1080 ,1081 ,1264 ,1265 ,1414 ,1470 ,1471 ,1472 ,1473 ,1474 ,1476 ,1477 ,1478 ,1479 ,1480 ,1481 ,1482
OPEL	640009	973502-8	243 ,244 ,245 ,246 ,247 ,248 ,249 ,250 ,251 ,252 ,253 ,329 ,330 ,331 ,332 ,334 ,589 ,590 ,591 ,592 ,593 ,594 ,626 ,698 ,1068 ,1070 ,1071 ,1072 ,1073 ,1074 ,1075 ,1077 ,1079 ,1080 ,1081 ,1264 ,1265 ,1414 ,1470 ,1471 ,1472 ,1473 ,1474 ,1476 ,1477 ,1478 ,1479 ,1480 ,1481 ,1482
OPEL	640010	973502-8	243 ,244 ,245 ,246 ,247 ,248 ,249 ,250 ,251 ,252 ,253 ,329 ,330 ,331 ,332 ,334 ,589 ,590 ,591 ,592 ,593 ,594 ,626 ,698 ,1068 ,1070 ,1071 ,1072 ,1073 ,1074 ,1075 ,1077 ,1079 ,1080 ,1081 ,1264 ,1265 ,1414 ,1470 ,1471 ,1472 ,1473 ,1474 ,1476 ,1477 ,1478 ,1479 ,1480 ,1481 ,1482
OPEL	640013	973506-8	122 ,240 ,241 ,242 ,250 ,287 ,298 ,301 ,441 ,507 ,518 ,589 ,793 ,917 ,1065 ,1131 ,1133 ,1134 ,1328 ,1412 ,1415 ,1467 ,1468 ,1661 ,1662
OPEL	640020	973502-8	243 ,244 ,245 ,246 ,247 ,248 ,249 ,250 ,251 ,252 ,253 ,329 ,330 ,331 ,332 ,334 ,589 ,590 ,591 ,592 ,593 ,594 ,626 ,698 ,1068 ,1070 ,1071 ,1072 ,1073 ,1074 ,1075 ,1077 ,1079 ,1080 ,1081 ,1264 ,1265 ,1414 ,1470 ,1471 ,1472 ,1473 ,1474 ,1476 ,1477 ,1478 ,1479 ,1480 ,1481 ,1482
OPEL	640051	973501-8	152 ,153 ,242 ,243 ,244 ,246 ,249 ,250 ,329 ,331 ,332 ,333 ,589 ,590 ,592 ,593 ,626 ,713 ,1064 ,1066 ,1067 ,1068 ,1069 ,1070 ,1071 ,1073 ,1074 ,1076 ,1077 ,1078 ,1079 ,1080 ,1082 ,1412 ,1467 ,1468 ,1469 ,1470 ,1471 ,1472 ,1474 ,1475 ,1477 ,1478 ,1479 ,1480 ,1483



# OE- Reference



OE- Manu.	Reference-No.	SM-No.	On Page
OPEL	640051	973501-8	152 ,153 ,242 ,243 ,244 ,246 ,249 ,250 ,329 ,331 ,332 ,333 ,589 ,590 ,592 ,593 ,626 ,713 ,1064 ,1066 ,1067 ,1068 ,1069 ,1070 ,1071 ,1073 ,1074 ,1076 ,1077 ,1078 ,1079 ,1080 ,1082 ,1412 ,1467 ,1468 ,1469 ,1470 ,1471 ,1472 ,1474 ,1475 ,1477 ,1478 ,1479 ,1480 ,1483
OPEL	640056	973502-8	243 ,244 ,245 ,246 ,247 ,248 ,249 ,250 ,251 ,252 ,253 ,329 ,330 ,331 ,332 ,334 ,589 ,590 ,591 ,592 ,593 ,594 ,626 ,698 ,1068 ,1070 ,1071 ,1072 ,1073 ,1074 ,1075 ,1077 ,1079 ,1080 ,1081 ,1264 ,1265 ,1414 ,1470 ,1471 ,1472 ,1473 ,1474 ,1476 ,1477 ,1478 ,1479 ,1480 ,1481 ,1482
OPEL	640057	973502-8	243 ,244 ,245 ,246 ,247 ,248 ,249 ,250 ,251 ,252 ,253 ,329 ,330 ,331 ,332 ,334 ,589 ,590 ,591 ,592 ,593 ,594 ,626 ,698 ,1068 ,1070 ,1071 ,1072 ,1073 ,1074 ,1075 ,1077 ,1079 ,1080 ,1081 ,1264 ,1265 ,1414 ,1470 ,1471 ,1472 ,1473 ,1474 ,1476 ,1477 ,1478 ,1479 ,1480 ,1481 ,1482
OPEL	640059	973501-8	152 ,153 ,242 ,243 ,244 ,246 ,249 ,250 ,329 ,331 ,332 ,333 ,589 ,590 ,592 ,593 ,626 ,713 ,1064 ,1066 ,1067 ,1068 ,1069 ,1070 ,1071 ,1073 ,1074 ,1076 ,1077 ,1078 ,1079 ,1080 ,1082 ,1412 ,1467 ,1468 ,1469 ,1470 ,1471 ,1472 ,1474 ,1475 ,1477 ,1478 ,1479 ,1480 ,1483
OPEL	640066	973506-8	122 ,240 ,241 ,242 ,250 ,287 ,298 ,301 ,441 ,507 ,518 ,589 ,793 ,917 ,1065 ,1131 ,1133 ,1134 ,1328 ,1412 ,1415 ,1467 ,1468 ,1661 ,1662
OPEL	640520	973502-8	243 ,244 ,245 ,246 ,247 ,248 ,249 ,250 ,251 ,252 ,253 ,329 ,330 ,331 ,332 ,334 ,589 ,590 ,591 ,592 ,593 ,594 ,626 ,698 ,1068 ,1070 ,1071 ,1072 ,1073 ,1074 ,1075 ,1077 ,1079 ,1080 ,1081 ,1264 ,1265 ,1414 ,1470 ,1471 ,1472 ,1473 ,1474 ,1476 ,1477 ,1478 ,1479 ,1480 ,1481 ,1482
OPEL	640521	973502-8	243 ,244 ,245 ,246 ,247 ,248 ,249 ,250 ,251 ,252 ,253 ,329 ,330 ,331 ,332 ,334 ,589 ,590 ,591 ,592 ,593 ,594 ,626 ,698 ,1068 ,1070 ,1071 ,1072 ,1073 ,1074 ,1075 ,1077 ,1079 ,1080 ,1081 ,1264 ,1265 ,1414 ,1470 ,1471 ,1472 ,1473 ,1474 ,1476 ,1477 ,1478 ,1479 ,1480 ,1481 ,1482
OPEL	641006	853571-4	626 ,795 ,1067 ,1071 ,1072 ,1470 ,1473 ,1474
OPEL	641007	853571-4	626 ,795 ,1067 ,1071 ,1072 ,1470 ,1473 ,1474
OPEL	641015	853565-4	243 ,589 ,1068 ,1412 ,1470
OPEL	641022	853563-4	248 ,249 ,250 ,251 ,252 ,253 ,332 ,333 ,334 ,591 ,592 ,593 ,594 ,626 ,1075 ,1077 ,1079 ,1080 ,1081 ,1264 ,1265 ,1407 ,1476 ,1477 ,1478 ,1480 ,1481 ,1482
OPEL	641025	853545-4	246 ,590 ,597 ,1072 ,1472
OPEL	641034	853561-4	243 ,245 ,246 ,589 ,590 ,591 ,1068 ,1070 ,1072 ,1470 ,1471 ,1472 ,1473 ,1474
OPEL	641041	853527-4	199 ,1074 ,1476
OPEL	641044	853571-4	626 ,795 ,1067 ,1071 ,1072 ,1470 ,1473 ,1474
OPEL	641045	853504-4	241 ,242 ,575 ,589 ,1065 ,1066 ,1411 ,1412 ,1467 ,1468
OPEL	641048	863524-4	247 ,331 ,591 ,1074 ,1264 ,1476
OPEL	641049	853529-6	627 ,1082 ,1483
OPEL	641051	853504-4	241 ,242 ,575 ,589 ,1065 ,1066 ,1411 ,1412 ,1467 ,1468
OPEL	641052	853504-4	241 ,242 ,575 ,589 ,1065 ,1066 ,1411 ,1412 ,1467 ,1468
OPEL	641061	853561-4	243 ,245 ,246 ,589 ,590 ,591 ,1068 ,1070 ,1072 ,1470 ,1471 ,1472 ,1473 ,1474
OPEL	641063	853583-4 853585-4	26 ,252 ,442 ,593 ,1079 ,1265 ,1407 ,1480 ,1481
OPEL	641071	862012-4	240 ,425 ,505 ,706 ,787 ,1064 ,1407 ,1411 ,1422 ,1466
OPEL	641072	852011-4	20 ,240 ,258 ,425 ,505 ,507 ,519 ,553 ,706 ,784 ,787 ,1064 ,1119 ,1407 ,1411 ,1422 ,1466
OPEL	641077	852011-4	20 ,240 ,258 ,425 ,505 ,507 ,519 ,553 ,706 ,784 ,787 ,1064 ,1119 ,1407 ,1411 ,1422 ,1466
OPEL	641080	853561-4	243 ,245 ,246 ,589 ,590 ,591 ,1068 ,1070 ,1072 ,1470 ,1471 ,1472 ,1473 ,1474
OPEL	641094	853504-4	241 ,242 ,575 ,589 ,1065 ,1066 ,1411 ,1412 ,1467 ,1468
OPEL	641095	863505-4	241 ,242 ,516 ,534 ,575 ,589 ,1065 ,1066 ,1411 ,1412 ,1467 ,1468
OPEL	641096	863505-4	241 ,242 ,516 ,534 ,575 ,589 ,1065 ,1066 ,1411 ,1412 ,1467 ,1468
OPEL	641101	862096-4	20 ,240 ,258 ,425 ,706 ,1064 ,1119 ,1466
OPEL	641106	863532-4	21 ,22 ,24 ,258 ,429 ,430 ,431 ,432 ,435 ,592 ,708 ,709 ,711 ,1073 ,1075 ,1076 ,1264 ,1475 ,1477 ,1478
OPEL	641300	863572-4	246 ,626 ,1067 ,1068 ,1071 ,1072 ,1470 ,1472 ,1474
OPEL	641302	863512-4	152 ,242 ,245 ,589 ,1064 ,1068 ,1070 ,1467 ,1470 ,1471 ,1472
OPEL	641317	863566-4	243 ,589 ,1068 ,1412 ,1470
OPEL	641322	863572-4	246 ,626 ,1067 ,1068 ,1071 ,1072 ,1470 ,1472 ,1474
OPEL	641325	863564-4	248 ,249 ,250 ,251 ,252 ,253 ,332 ,333 ,334 ,591 ,592 ,593 ,594 ,626 ,1075 ,1077 ,1079 ,1080 ,1081 ,1264 ,1265 ,1407 ,1476 ,1477 ,1478 ,1480 ,1481 ,1482
OPEL	641331	863564-4	248 ,249 ,250 ,251 ,252 ,253 ,332 ,333 ,334 ,591 ,592 ,593 ,594 ,626 ,1075 ,1077 ,1079 ,1080 ,1081 ,1264 ,1265 ,1407 ,1476 ,1477 ,1478 ,1480 ,1481 ,1482
OPEL	641340	863562-4	243 ,245 ,246 ,589 ,590 ,591 ,1068 ,1070 ,1072 ,1470 ,1471 ,1472 ,1473 ,1474
OPEL	641346	863528-4	199 ,200 ,721 ,1074 ,1255 ,1476
OPEL	641353	863552-4	152 ,153 ,1073 ,1076 ,1475 ,1477



# OE- Reference

OE- Manu.	Reference-No.	SM-No.	On Page
OPEL	641353	863552-4	152 ,153 ,1073 ,1076 ,1475 ,1477
OPEL	641354	863505-4	241 ,242 ,516 ,534 ,575 ,589 ,1065 ,1066 ,1411 ,1412 ,1467 ,1468
OPEL	641357	853523-4	247 ,591 ,1074 ,1264 ,1476
OPEL	641360	863530-6	253 ,594 ,598 ,627 ,1082 ,1483
OPEL	641364	863505-4	241 ,242 ,516 ,534 ,575 ,589 ,1065 ,1066 ,1411 ,1412 ,1467 ,1468
OPEL	641369	863546-4	246 ,590 ,1072 ,1472
OPEL	641373	863584-4	26 ,252 ,442 ,593 ,1079 ,1265 ,1407 ,1480 ,1481
OPEL	641375	863562-4	243 ,245 ,246 ,589 ,590 ,591 ,1068 ,1070 ,1072 ,1470 ,1471 ,1472 ,1473 ,1474
OPEL	641376	863584-4	26 ,252 ,442 ,593 ,1079 ,1265 ,1407 ,1480 ,1481
OPEL	641380	863584-4	26 ,252 ,442 ,593 ,1079 ,1265 ,1407 ,1480 ,1481
OPEL	641381	863578-4	249 ,1077 ,1265 ,1478 ,1479
OPEL	641387	863546-4	246 ,590 ,1072 ,1472
OPEL	641388	863524-4	247 ,331 ,591 ,1074 ,1264 ,1476
OPEL	641394	863562-4	243 ,245 ,246 ,589 ,590 ,591 ,1068 ,1070 ,1072 ,1470 ,1471 ,1472 ,1473 ,1474
OPEL	641402	862012-4	240 ,425 ,505 ,706 ,787 ,1064 ,1407 ,1411 ,1422 ,1466
OPEL	641403	863532-4	21 ,22 ,24 ,258 ,429 ,430 ,431 ,432 ,435 ,592 ,708 ,709 ,711 ,1073 ,1075 ,1076 ,1264 ,1475 ,1477 ,1478
OPEL	641404	853531-4	21 ,22 ,24 ,258 ,430 ,431 ,432 ,435 ,592 ,709 ,711 ,1075 ,1264 ,1477
OPEL	641464	853531-4	21 ,22 ,24 ,258 ,430 ,431 ,432 ,435 ,592 ,709 ,711 ,1075 ,1264 ,1477
OPEL	641465	863532-4	21 ,22 ,24 ,258 ,429 ,430 ,431 ,432 ,435 ,592 ,708 ,709 ,711 ,1073 ,1075 ,1076 ,1264 ,1475 ,1477 ,1478
OPEL	641475	852011-4	20 ,240 ,258 ,425 ,505 ,507 ,519 ,553 ,706 ,784 ,787 ,1064 ,1119 ,1407 ,1411 ,1422 ,1466
OPEL	642008	883555-4	152 ,153 ,1073 ,1076 ,1475 ,1477
OPEL	642028	852011-4	20 ,240 ,258 ,425 ,505 ,507 ,519 ,553 ,706 ,784 ,787 ,1064 ,1119 ,1407 ,1411 ,1422 ,1466
OPEL	642052	852011-4	20 ,240 ,258 ,425 ,505 ,507 ,519 ,553 ,706 ,784 ,787 ,1064 ,1119 ,1407 ,1411 ,1422 ,1466
OPEL	642063	883558-4	243 ,245 ,246 ,247 ,248 ,249 ,250 ,251 ,252 ,253 ,331 ,332 ,333 ,334 ,525 ,589 ,590 ,591 ,592 ,593 ,594 ,626 ,1068 ,1070 ,1075 ,1076 ,1077 ,1079 ,1080 ,1081 ,1407 ,1470 ,1471 ,1472 ,1476 ,1478 ,1480 ,1481 ,1482
OPEL	642067	882078-4	20 ,240 ,258 ,425 ,505 ,507 ,519 ,538 ,553 ,706 ,784 ,787 ,1064 ,1119 ,1407 ,1411 ,1422 ,1466
OPEL	642168	853577-4	249 ,1077 ,1265 ,1478 ,1479
OPEL	642211	863578-4	249 ,1077 ,1265 ,1478 ,1479
OPEL	642361	M-5	20 ,21 ,22 ,24 ,31 ,94 ,95 ,115 ,123 ,137 ,199 ,201 ,202 ,205 ,206 ,207 ,208 ,215 ,216 ,241 ,242 ,246 ,247 ,258 ,291 ,292 ,314 ,331 ,383 ,384 ,426 ,428 ,429 ,430 ,431 ,432 ,435 ,505 ,509 ,589 ,590 ,591 ,592 ,707 ,708 ,709 ,711 ,746 ,987 ,988 ,1065 ,1066 ,1070 ,1072 ,1073 ,1074 ,1075 ,1076 ,1124 ,1125 ,1264 ,1312 ,1313 ,1316 ,1363 ,1364 ,1365 ,1373 ,1411 ,1412 ,1422 ,1467 ,1468 ,1472 ,1473 ,1474 ,1475 ,1476 ,1477 ,1478 ,1627 ,1628 ,1636 ,1672 ,1673 ,1678 ,1695 ,1705
OPEL	642364	K-8	7 ,10 ,35 ,152 ,153 ,259 ,293 ,294 ,295 ,296 ,297 ,303 ,322 ,323 ,324 ,336 ,341 ,355 ,356 ,357 ,358 ,359 ,360 ,366 ,367 ,368 ,369 ,390 ,391 ,433 ,434 ,435 ,436 ,437 ,439 ,448 ,449 ,454 ,455 ,530 ,597 ,614 ,623 ,644 ,645 ,646 ,659 ,660 ,667 ,680 ,698 ,729 ,732 ,794 ,993 ,1073 ,1076 ,1126 ,1127 ,1128 ,1129 ,1130 ,1131 ,1136 ,1137 ,1138 ,1226 ,1227 ,1228 ,1229 ,1230 ,1231 ,1232 ,1233 ,1234 ,1238 ,1239 ,1249 ,1256 ,1399 ,1413 ,1414 ,1418 ,1419 ,1475 ,1477 ,1513 ,1514 ,1517 ,1522 ,1523 ,1528 ,1544 ,1679
OPEL	642367	M-7	22 ,23 ,24 ,26 ,27 ,96 ,99 ,100 ,101 ,102 ,103 ,107 ,108 ,110 ,111 ,120 ,121 ,138 ,140 ,199 ,200 ,202 ,203 ,207 ,208 ,211 ,250 ,290 ,293 ,295 ,298 ,302 ,303 ,304 ,335 ,432 ,433 ,435 ,441 ,442 ,444 ,514 ,515 ,516 ,518 ,519 ,520 ,524 ,525 ,526 ,527 ,528 ,529 ,547 ,548 ,553 ,592 ,655 ,659 ,698 ,710 ,712 ,715 ,748 ,749 ,750 ,881 ,886 ,894 ,896 ,900 ,902 ,994 ,1006 ,1080 ,1082 ,1083 ,1123 ,1126 ,1128 ,1129 ,1135 ,1136 ,1137 ,1159 ,1161 ,1236 ,1238 ,1266 ,1311 ,1314 ,1315 ,1317 ,1318 ,1319 ,1320 ,1321 ,1322 ,1323 ,1326 ,1327 ,1328 ,1332 ,1365 ,1367 ,1368 ,1369 ,1370 ,1371 ,1372 ,1374 ,1377 ,1399 ,1481 ,1483 ,1515 ,1516 ,1518 ,1519 ,1520 ,1521 ,1523 ,1524 ,1626 ,1630 ,1631 ,1633 ,1635 ,1637 ,1638 ,1643 ,1644 ,1645 ,1646 ,1647 ,1648 ,1649 ,1650 ,1651 ,1652 ,1654 ,1661 ,1664 ,1665 ,1666 ,1667 ,1668 ,1669 ,1670 ,1671 ,1678 ,1679 ,1680 ,1681 ,1682 ,1683 ,1691 ,1695 ,1696 ,1697 ,1698 ,1699 ,1700 ,1705 ,1706 ,1718
OPEL	642505	912801-8	94 ,95 ,96 ,97 ,98 ,99 ,100 ,104 ,105 ,106 ,107 ,108 ,113 ,115 ,116 ,117 ,118 ,119 ,120 ,121 ,125 ,126 ,138 ,139 ,140 ,202 ,209 ,210 ,211 ,322 ,425 ,428 ,429 ,430 ,431 ,433 ,434 ,438 ,439 ,441 ,443 ,512 ,514 ,518 ,519 ,521 ,552 ,553 ,554 ,591 ,597 ,696 ,697 ,708 ,709 ,712 ,1028 ,1076 ,1264 ,1314 ,1315 ,1316 ,1317 ,1319 ,1320 ,1323 ,1325 ,1326 ,1330 ,1331 ,1332 ,1334 ,1369 ,1413 ,1477 ,1513 ,1517 ,1626 ,1629 ,1630 ,1631 ,1632 ,1633 ,1634 ,1635 ,1636 ,1637 ,1638 ,1639 ,1640 ,1641 ,1642 ,1643 ,1644 ,1646 ,1647 ,1649 ,1650 ,1653 ,1654 ,1656 ,1657 ,1658 ,1659 ,1660 ,1661 ,1663 ,1664 ,1665 ,1666 ,1667 ,1668 ,1669 ,1671 ,1673 ,1674 ,1675 ,1676 ,1677 ,1678 ,1680 ,1684 ,1695 ,1696 ,1697 ,1706 ,1714 ,1715

# OE- Reference



OE- Manu.	Reference-No.	SM-No.	On Page
OPEL	642505	912801-8	94 ,95 ,96 ,97 ,98 ,99 ,100 ,104 ,105 ,106 ,107 ,108 ,113 ,115 ,116 ,117 ,118 ,119 ,120 ,121 ,125 ,126 ,138 ,139 ,140 ,202 ,209 ,210 ,211 ,322 ,425 ,428 ,429 ,430 ,431 ,433 ,434 ,438 ,439 ,441 ,443 ,512 ,514 ,518 ,519 ,521 ,552 ,553 ,554 ,591 ,597 ,696 ,697 ,708 ,709 ,712 ,1028 ,1076 ,1264 ,1314 ,1315 ,1316 ,1317 ,1319 ,1320 ,1323 ,1325 ,1326 ,1330 ,1331 ,1332 ,1334 ,1369 ,1413 ,1477 ,1513 ,1517 ,1626 ,1629 ,1630 ,1631 ,1632 ,1633 ,1634 ,1635 ,1636 ,1637 ,1638 ,1639 ,1640 ,1641 ,1642 ,1643 ,1644 ,1646 ,1647 ,1649 ,1650 ,1653 ,1654 ,1656 ,1657 ,1658 ,1659 ,1660 ,1661 ,1663 ,1664 ,1665 ,1666 ,1667 ,1668 ,1669 ,1671 ,1673 ,1674 ,1675 ,1676 ,1677 ,1678 ,1680 ,1684 ,1695 ,1696 ,1697 ,1706 ,1714 ,1715
OPEL	642524	913502-8	106 ,153 ,253 ,528 ,529 ,554 ,723 ,901 ,1074 ,1077 ,1078 ,1081 ,1257 ,1475 ,1478 ,1479
OPEL	642526	913502-8	106 ,153 ,253 ,528 ,529 ,554 ,723 ,901 ,1074 ,1077 ,1078 ,1081 ,1257 ,1475 ,1478 ,1479
OPEL	642527	913501-8	152 ,240 ,241 ,242 ,243 ,244 ,245 ,246 ,247 ,249 ,250 ,251 ,252 ,254 ,329 ,330 ,332 ,333 ,431 ,589 ,590 ,592 ,593 ,626 ,627 ,698 ,1029 ,1064 ,1066 ,1067 ,1068 ,1069 ,1070 ,1071 ,1075 ,1078 ,1079 ,1080 ,1082 ,1411 ,1412 ,1467 ,1468 ,1469 ,1470 ,1471 ,1472 ,1473 ,1474 ,1479 ,1480 ,1481 ,1483
OPEL	642533	915097-8	32 ,94 ,96 ,99 ,103 ,104 ,106 ,108 ,109 ,110 ,111 ,112 ,113 ,114 ,121 ,122 ,123 ,124 ,125 ,126 ,127 ,128 ,129 ,130 ,131 ,132 ,137 ,138 ,139 ,140 ,141 ,142 ,143 ,146 ,199 ,200 ,203 ,204 ,205 ,207 ,208 ,209 ,210 ,211 ,212 ,215 ,216 ,241 ,243 ,245 ,246 ,247 ,248 ,249 ,250 ,251 ,252 ,253 ,258 ,259 ,291 ,292 ,293 ,301 ,302 ,303 ,307 ,308 ,314 ,322 ,330 ,331 ,332 ,333 ,334 ,375 ,376 ,380 ,430 ,431 ,443 ,446 ,518 ,521 ,560 ,569 ,575 ,589 ,590 ,591 ,592 ,593 ,594 ,597 ,623 ,626 ,659 ,660 ,661 ,690 ,714 ,716 ,717 ,721 ,722 ,723 ,732 ,735 ,879 ,880 ,881 ,882 ,883 ,884 ,885 ,886 ,887 ,889 ,890 ,891 ,892 ,898 ,903 ,904 ,932 ,936 ,974 ,975 ,978 ,993 ,994 ,995 ,1026 ,1027 ,1028 ,1030 ,1068 ,1069 ,1070 ,1072 ,1073 ,1074 ,1075 ,1077 ,1079 ,1080 ,1081 ,1121 ,1125 ,1126 ,1133 ,1134 ,1135 ,1136 ,1152 ,1153 ,1154 ,1155 ,1156 ,1158 ,1159 ,1160 ,1161 ,1225 ,1226 ,1232 ,1235 ,1238 ,1239 ,1255 ,1264 ,1265 ,1311 ,1315 ,1316 ,1319 ,1322 ,1323 ,1324 ,1325 ,1327 ,1328 ,1329 ,1330 ,1331 ,1332 ,1333 ,1334 ,1363 ,1365 ,1366 ,1367 ,1368 ,1370 ,1371 ,1372 ,1373 ,1374 ,1375 ,1376 ,1377 ,1378 ,1379 ,1382 ,1386 ,1387 ,1396 ,1407 ,1412 ,1418 ,1470 ,1471 ,1472 ,1473 ,1474 ,1475 ,1476 ,1477 ,1478 ,1479 ,1480 ,1481 ,1482 ,1517 ,1521 ,1626 ,1633 ,1636 ,1638 ,1639 ,1642 ,1643 ,1646 ,1649 ,1652 ,1653 ,1654 ,1655 ,1658 ,1661 ,1662 ,1663 ,1667 ,1668 ,1669 ,1670 ,1671 ,1672 ,1673 ,1678 ,1679 ,1680 ,1682 ,1683 ,1684 ,1685 ,1686 ,1687 ,1689 ,1695 ,1696 ,1697 ,1698 ,1699 ,1700 ,1705 ,1707 ,1708
OPEL	642541	911005-8	26 ,156 ,259 ,376 ,387 ,660 ,932 ,933 ,934 ,935 ,936 ,937 ,938 ,939 ,940 ,941 ,1082 ,1250 ,1338 ,1482 ,1522 ,1523 ,1524 ,1526 ,1527 ,1528 ,1529 ,1535 ,1536 ,1542 ,1543 ,1544 ,1545 ,1546
OPEL	642651	853551-4	152 ,153 ,1073 ,1076 ,1475 ,1477
OPEL	642659	853573-4	1082 ,1482
OPEL	642667	853513-4	250 ,332 ,333 ,592 ,626 ,1078 ,1079 ,1080 ,1082 ,1479 ,1480 ,1483
OPEL	642679	853511-4	152 ,244 ,246 ,329 ,590 ,1069 ,1070 ,1071 ,1471 ,1472 ,1473 ,1474
OPEL	642683	853573-4	1082 ,1482
OPEL	642763	853543-4	152 ,1066 ,1067 ,1069 ,1071 ,1468 ,1469 ,1471 ,1473
OPEL	642818	863552-4	152 ,153 ,1073 ,1076 ,1475 ,1477
OPEL	642854	863514-4	152 ,244 ,246 ,590 ,1069 ,1070 ,1071 ,1471 ,1472 ,1473 ,1474
OPEL	642911	863516-4	246 ,1069 ,1070 ,1071 ,1471 ,1472
OPEL	90009534	853551-4	152 ,153 ,1073 ,1076 ,1475 ,1477
OPEL	90097110	M-7	22 ,23 ,24 ,26 ,27 ,96 ,99 ,100 ,101 ,102 ,103 ,107 ,108 ,110 ,111 ,120 ,121 ,138 ,140 ,199 ,200 ,202 ,203 ,207 ,208 ,211 ,250 ,290 ,293 ,295 ,298 ,302 ,303 ,304 ,335 ,432 ,433 ,435 ,441 ,442 ,444 ,514 ,515 ,516 ,518 ,519 ,520 ,524 ,525 ,526 ,527 ,528 ,529 ,547 ,548 ,553 ,592 ,655 ,659 ,698 ,710 ,712 ,715 ,748 ,749 ,750 ,881 ,886 ,894 ,896 ,900 ,902 ,994 ,1006 ,1080 ,1082 ,1083 ,1123 ,1126 ,1128 ,1129 ,1135 ,1136 ,1137 ,1159 ,1161 ,1236 ,1238 ,1266 ,1311 ,1314 ,1315 ,1317 ,1318 ,1319 ,1320 ,1321 ,1322 ,1323 ,1326 ,1327 ,1328 ,1332 ,1365 ,1367 ,1368 ,1369 ,1370 ,1371 ,1372 ,1374 ,1377 ,1399 ,1481 ,1483 ,1515 ,1516 ,1518 ,1519 ,1520 ,1521 ,1523 ,1524 ,1626 ,1630 ,1631 ,1633 ,1635 ,1637 ,1638 ,1643 ,1644 ,1645 ,1646 ,1647 ,1648 ,1649 ,1650 ,1651 ,1652 ,1654 ,1661 ,1664 ,1665 ,1666 ,1667 ,1668 ,1669 ,1670 ,1671 ,1678 ,1679 ,1680 ,1681 ,1682 ,1683 ,1691 ,1695 ,1696 ,1697 ,1698 ,1699 ,1700 ,1705 ,1706 ,1718
OPEL	90106098	853543-4	152 ,1066 ,1067 ,1069 ,1071 ,1468 ,1469 ,1471 ,1473
OPEL	90106325	883555-4	152 ,153 ,1073 ,1076 ,1475 ,1477
OPEL	90106815	K-8	7 ,10 ,35 ,152 ,153 ,259 ,293 ,294 ,295 ,296 ,297 ,303 ,322 ,323 ,324 ,336 ,341 ,355 ,356 ,357 ,358 ,359 ,360 ,366 ,367 ,368 ,369 ,390 ,391 ,433 ,434 ,435 ,436 ,437 ,439 ,448 ,449 ,454 ,455 ,530 ,597 ,614 ,623 ,644 ,645 ,646 ,659 ,660 ,667 ,680 ,698 ,729 ,732 ,794 ,993 ,1073 ,1076 ,1126 ,1127 ,1128 ,1129 ,1130 ,1131 ,1136 ,1137 ,1138 ,1226 ,1227 ,1228 ,1229 ,1230 ,1231 ,1232 ,1233 ,1234 ,1238 ,1239 ,1249 ,1256 ,1399 ,1413 ,1414 ,1418 ,1419 ,1475 ,1477 ,1513 ,1514 ,1517 ,1522 ,1523 ,1528 ,1544 ,1679
OPEL	90180294	913502-8	106 ,153 ,253 ,528 ,529 ,554 ,723 ,901 ,1074 ,1077 ,1078 ,1081 ,1257 ,1475 ,1478 ,1479



# OE- Reference

OE- Manu.	Reference-No.	SM-No.	On Page
OPEL	90180294	913502-8	106 ,153 ,253 ,528 ,529 ,554 ,723 ,901 ,1074 ,1077 ,1078 ,1081 ,1257 ,1475 ,1478 ,1479
OPEL	90215296	913501-8	152 ,240 ,241 ,242 ,243 ,244 ,245 ,246 ,247 ,249 ,250 ,251 ,252 ,254 ,329 ,330 ,332 ,333 ,431 ,589 ,590 ,592 ,593 ,626 ,627 ,698 ,1029 ,1064 ,1066 ,1067 ,1068 ,1069 ,1070 ,1071 ,1075 ,1078 ,1079 ,1080 ,1082 ,1411 ,1412 ,1467 ,1468 ,1469 ,1470 ,1471 ,1472 ,1473 ,1474 ,1479 ,1480 ,1481 ,1483
OPEL	90273814	513507-1	152 ,329 ,1067 ,1069 ,1071 ,1469 ,1471
OPEL	90295011	853511-4	152 ,244 ,246 ,329 ,590 ,1069 ,1070 ,1071 ,1471 ,1472 ,1473 ,1474
OPEL	90295015	863514-4	152 ,244 ,246 ,590 ,1069 ,1070 ,1071 ,1471 ,1472 ,1473 ,1474
OPEL	90323524	863512-4	152 ,242 ,245 ,589 ,1064 ,1068 ,1070 ,1467 ,1470 ,1471 ,1472
OPEL	90324449	973502-8	243 ,244 ,245 ,246 ,247 ,248 ,249 ,250 ,251 ,252 ,253 ,329 ,330 ,331 ,332 ,334 ,589 ,590 ,591 ,592 ,593 ,594 ,626 ,698 ,1068 ,1070 ,1071 ,1072 ,1073 ,1074 ,1075 ,1077 ,1079 ,1080 ,1081 ,1264 ,1265 ,1414 ,1470 ,1471 ,1472 ,1473 ,1474 ,1476 ,1477 ,1478 ,1479 ,1480 ,1481 ,1482
OPEL	90348473	973502-8	243 ,244 ,245 ,246 ,247 ,248 ,249 ,250 ,251 ,252 ,253 ,329 ,330 ,331 ,332 ,334 ,589 ,590 ,591 ,592 ,593 ,594 ,626 ,698 ,1068 ,1070 ,1071 ,1072 ,1073 ,1074 ,1075 ,1077 ,1079 ,1080 ,1081 ,1264 ,1265 ,1414 ,1470 ,1471 ,1472 ,1473 ,1474 ,1476 ,1477 ,1478 ,1479 ,1480 ,1481 ,1482
OPEL	90409992	853565-4	243 ,589 ,1068 ,1412 ,1470
OPEL	90410741	915097-8	32 ,94 ,96 ,99 ,103 ,104 ,106 ,108 ,109 ,110 ,111 ,112 ,113 ,114 ,121 ,122 ,123 ,124 ,125 ,126 ,127 ,128 ,129 ,130 ,131 ,132 ,137 ,138 ,139 ,140 ,141 ,142 ,143 ,146 ,199 ,200 ,203 ,204 ,205 ,207 ,208 ,209 ,210 ,211 ,212 ,215 ,216 ,241 ,243 ,245 ,246 ,247 ,248 ,249 ,250 ,251 ,252 ,253 ,258 ,259 ,291 ,292 ,293 ,301 ,302 ,303 ,307 ,308 ,314 ,322 ,330 ,331 ,332 ,333 ,334 ,375 ,376 ,380 ,430 ,431 ,443 ,446 ,518 ,521 ,560 ,569 ,575 ,589 ,590 ,591 ,592 ,593 ,594 ,597 ,623 ,626 ,659 ,660 ,661 ,690 ,714 ,716 ,717 ,721 ,722 ,723 ,732 ,735 ,879 ,880 ,881 ,882 ,883 ,884 ,885 ,886 ,887 ,889 ,890 ,891 ,892 ,898 ,903 ,904 ,932 ,936 ,974 ,975 ,978 ,993 ,994 ,995 ,1026 ,1027 ,1028 ,1030 ,1068 ,1069 ,1070 ,1072 ,1073 ,1074 ,1075 ,1077 ,1079 ,1080 ,1081 ,1121 ,1125 ,1126 ,1133 ,1134 ,1135 ,1136 ,1152 ,1153 ,1154 ,1155 ,1156 ,1158 ,1159 ,1160 ,1161 ,1225 ,1226 ,1232 ,1235 ,1238 ,1239 ,1255 ,1264 ,1265 ,1311 ,1315 ,1316 ,1319 ,1322 ,1323 ,1324 ,1325 ,1327 ,1328 ,1329 ,1330 ,1331 ,1332 ,1333 ,1334 ,1363 ,1365 ,1366 ,1367 ,1368 ,1370 ,1371 ,1372 ,1373 ,1374 ,1375 ,1376 ,1377 ,1378 ,1379 ,1382 ,1386 ,1387 ,1396 ,1407 ,1412 ,1418 ,1470 ,1471 ,1472 ,1473 ,1474 ,1475 ,1476 ,1477 ,1478 ,1479 ,1480 ,1481 ,1482 ,1517 ,1521 ,1626 ,1633 ,1636 ,1638 ,1639 ,1642 ,1643 ,1646 ,1649 ,1652 ,1653 ,1654 ,1655 ,1658 ,1661 ,1662 ,1663 ,1667 ,1668 ,1669 ,1670 ,1671 ,1672 ,1673 ,1678 ,1679 ,1680 ,1682 ,1683 ,1684 ,1685 ,1686 ,1687 ,1689 ,1695 ,1696 ,1697 ,1698 ,1699 ,1700 ,1705 ,1707 ,1708
OPEL	90410813	863564-4	248 ,249 ,250 ,251 ,252 ,253 ,332 ,333 ,334 ,591 ,592 ,593 ,594 ,626 ,1075 ,1077 ,1079 ,1080 ,1081 ,1264 ,1265 ,1407 ,1476 ,1477 ,1478 ,1480 ,1481 ,1482
OPEL	90411541	915097-8	32 ,94 ,96 ,99 ,103 ,104 ,106 ,108 ,109 ,110 ,111 ,112 ,113 ,114 ,121 ,122 ,123 ,124 ,125 ,126 ,127 ,128 ,129 ,130 ,131 ,132 ,137 ,138 ,139 ,140 ,141 ,142 ,143 ,146 ,199 ,200 ,203 ,204 ,205 ,207 ,208 ,209 ,210 ,211 ,212 ,215 ,216 ,241 ,243 ,245 ,246 ,247 ,248 ,249 ,250 ,251 ,252 ,253 ,258 ,259 ,291 ,292 ,293 ,301 ,302 ,303 ,307 ,308 ,314 ,322 ,330 ,331 ,332 ,333 ,334 ,375 ,376 ,380 ,430 ,431 ,443 ,446 ,518 ,521 ,560 ,569 ,575 ,589 ,590 ,591 ,592 ,593 ,594 ,597 ,623 ,626 ,659 ,660 ,661 ,690 ,714 ,716 ,717 ,721 ,722 ,723 ,732 ,735 ,879 ,880 ,881 ,882 ,883 ,884 ,885 ,886 ,887 ,889 ,890 ,891 ,892 ,898 ,903 ,904 ,932 ,936 ,974 ,975 ,978 ,993 ,994 ,995 ,1026 ,1027 ,1028 ,1029 ,1030 ,1068 ,1069 ,1070 ,1072 ,1073 ,1074 ,1075 ,1077 ,1079 ,1080 ,1081 ,1121 ,1125 ,1126 ,1133 ,1134 ,1135 ,1136 ,1152 ,1153 ,1154 ,1155 ,1156 ,1158 ,1159 ,1160 ,1161 ,1225 ,1226 ,1232 ,1235 ,1238 ,1239 ,1255 ,1264 ,1265 ,1311 ,1315 ,1316 ,1319 ,1322 ,1323 ,1324 ,1325 ,1327 ,1328 ,1329 ,1330 ,1331 ,1332 ,1333 ,1334 ,1363 ,1365 ,1366 ,1367 ,1368 ,1370 ,1371 ,1372 ,1373 ,1374 ,1375 ,1376 ,1377 ,1378 ,1379 ,1382 ,1386 ,1387 ,1396 ,1407 ,1412 ,1418 ,1470 ,1471 ,1472 ,1473 ,1474 ,1475 ,1476 ,1477 ,1478 ,1479 ,1480 ,1481 ,1482 ,1517 ,1521 ,1626 ,1633 ,1636 ,1638 ,1639 ,1642 ,1643 ,1646 ,1649 ,1652 ,1653 ,1654 ,1655 ,1658 ,1661 ,1662 ,1663 ,1667 ,1668 ,1669 ,1670 ,1671 ,1672 ,1673 ,1678 ,1679 ,1680 ,1682 ,1683 ,1684 ,1685 ,1686 ,1687 ,1689 ,1695 ,1696 ,1697 ,1698 ,1699 ,1700 ,1705 ,1707 ,1708
OPEL	90486843	973502-8	243 ,244 ,245 ,246 ,247 ,248 ,249 ,250 ,251 ,252 ,253 ,329 ,330 ,331 ,332 ,334 ,589 ,590 ,591 ,592 ,593 ,594 ,626 ,698 ,1068 ,1070 ,1071 ,1072 ,1073 ,1074 ,1075 ,1077 ,1079 ,1080 ,1081 ,1264 ,1265 ,1414 ,1470 ,1471 ,1472 ,1473 ,1474 ,1476 ,1477 ,1478 ,1479 ,1480 ,1481 ,1482
OPEL	90486863	973502-8	243 ,244 ,245 ,246 ,247 ,248 ,249 ,250 ,251 ,252 ,253 ,329 ,330 ,331 ,332 ,334 ,589 ,590 ,591 ,592 ,593 ,594 ,626 ,698 ,1068 ,1070 ,1071 ,1072 ,1073 ,1074 ,1075 ,1077 ,1079 ,1080 ,1081 ,1264 ,1265 ,1414 ,1470 ,1471 ,1472 ,1473 ,1474 ,1476 ,1477 ,1478 ,1479 ,1480 ,1481 ,1482
OPEL	90501024	973502-8	243 ,244 ,245 ,246 ,247 ,248 ,249 ,250 ,251 ,252 ,253 ,329 ,330 ,331 ,332 ,334 ,589 ,590 ,591 ,592 ,593 ,594 ,626 ,698 ,1068 ,1070 ,1071 ,1072 ,1073 ,1074 ,1075 ,1077 ,1079 ,1080 ,1081 ,1264 ,1265 ,1414 ,1470 ,1471 ,1472 ,1473 ,1474 ,1476 ,1477 ,1478 ,1479 ,1480 ,1481 ,1482
OPEL	90502319	853577-4	249 ,1077 ,1265 ,1478 ,1479
OPEL	90502323	863578-4	249 ,1077 ,1265 ,1478 ,1479
OPEL	90502326	863578-4	249 ,1077 ,1265 ,1478 ,1479

# OE- Reference



OE- Manu.	Reference-No.	SM-No.	On Page
OPEL	90502326	863578-4	249 ,1077 ,1265 ,1478 ,1479
OPEL	90502514	973502-8	243 ,244 ,245 ,246 ,247 ,248 ,249 ,250 ,251 ,252 ,253 ,329 ,330 ,331 ,332 ,334 ,589 ,590 ,591 ,592 ,593 ,594 ,626 ,698 ,1068 ,1070 ,1071 ,1072 ,1073 ,1074 ,1075 ,1077 ,1079 ,1080 ,1081 ,1264 ,1265 ,1414 ,1470 ,1471 ,1472 ,1473 ,1474 ,1476 ,1477 ,1478 ,1479 ,1480 ,1481 ,1482
OPEL	90509386	970702-8	199 ,200 ,203 ,204 ,721 ,1074 ,1476
OPEL	90510511	973502-8	243 ,244 ,245 ,246 ,247 ,248 ,249 ,250 ,251 ,252 ,253 ,329 ,330 ,331 ,332 ,334 ,589 ,590 ,591 ,592 ,593 ,594 ,626 ,698 ,1068 ,1070 ,1071 ,1072 ,1073 ,1074 ,1075 ,1077 ,1079 ,1080 ,1081 ,1264 ,1265 ,1414 ,1470 ,1471 ,1472 ,1473 ,1474 ,1476 ,1477 ,1478 ,1479 ,1480 ,1481 ,1482
OPEL	90511241	973502-8	243 ,244 ,245 ,246 ,247 ,248 ,249 ,250 ,251 ,252 ,253 ,329 ,330 ,331 ,332 ,334 ,589 ,590 ,591 ,592 ,593 ,594 ,626 ,698 ,1068 ,1070 ,1071 ,1072 ,1073 ,1074 ,1075 ,1077 ,1079 ,1080 ,1081 ,1264 ,1265 ,1414 ,1470 ,1471 ,1472 ,1473 ,1474 ,1476 ,1477 ,1478 ,1479 ,1480 ,1481 ,1482
OPEL	90529529	863505-4	241 ,242 ,516 ,534 ,575 ,589 ,1065 ,1066 ,1411 ,1412 ,1467 ,1468
OPEL	90529533	M-5	20 ,21 ,22 ,24 ,31 ,94 ,95 ,115 ,123 ,137 ,199 ,201 ,202 ,205 ,206 ,207 ,208 ,215 ,216 ,241 ,242 ,246 ,247 ,258 ,291 ,292 ,314 ,331 ,383 ,384 ,426 ,428 ,429 ,430 ,431 ,432 ,435 ,505 ,509 ,589 ,590 ,591 ,592 ,707 ,708 ,709 ,711 ,746 ,987 ,988 ,1065 ,1066 ,1070 ,1072 ,1073 ,1074 ,1075 ,1076 ,1124 ,1125 ,1264 ,1312 ,1313 ,1316 ,1363 ,1364 ,1365 ,1373 ,1411 ,1412 ,1422 ,1467 ,1468 ,1472 ,1473 ,1474 ,1475 ,1476 ,1477 ,1478 ,1627 ,1628 ,1636 ,1672 ,1673 ,1678 ,1695 ,1705
OPEL	90529534	973506-8	122 ,240 ,241 ,242 ,250 ,287 ,298 ,301 ,441 ,507 ,518 ,589 ,793 ,917 ,1065 ,1131 ,1133 ,1134 ,1328 ,1412 ,1415 ,1467 ,1468 ,1661 ,1662
OPEL	90542632	973506-8	122 ,240 ,241 ,242 ,250 ,287 ,298 ,301 ,441 ,507 ,518 ,589 ,793 ,917 ,1065 ,1131 ,1133 ,1134 ,1328 ,1412 ,1415 ,1467 ,1468 ,1661 ,1662
OPEL	90542783	973502-8	243 ,244 ,245 ,246 ,247 ,248 ,249 ,250 ,251 ,252 ,253 ,329 ,330 ,331 ,332 ,334 ,589 ,590 ,591 ,592 ,593 ,594 ,626 ,698 ,1068 ,1070 ,1071 ,1072 ,1073 ,1074 ,1075 ,1077 ,1079 ,1080 ,1081 ,1264 ,1265 ,1414 ,1470 ,1471 ,1472 ,1473 ,1474 ,1476 ,1477 ,1478 ,1479 ,1480 ,1481 ,1482
OPEL	90570967	973502-8	243 ,244 ,245 ,246 ,247 ,248 ,249 ,250 ,251 ,252 ,253 ,329 ,330 ,331 ,332 ,334 ,589 ,590 ,591 ,592 ,593 ,594 ,626 ,698 ,1068 ,1070 ,1071 ,1072 ,1073 ,1074 ,1075 ,1077 ,1079 ,1080 ,1081 ,1264 ,1265 ,1414 ,1470 ,1471 ,1472 ,1473 ,1474 ,1476 ,1477 ,1478 ,1479 ,1480 ,1481 ,1482
OPEL	9109518	903805-1	323 ,324 ,784 ,993 ,1073 ,1074 ,1227 ,1228 ,1229 ,1230 ,1231 ,1232 ,1413 ,1475 ,1514
OPEL	9109561	903805-1	323 ,324 ,784 ,993 ,1073 ,1074 ,1227 ,1228 ,1229 ,1230 ,1231 ,1232 ,1413 ,1475 ,1514
OPEL	91153929	911005-8	26 ,156 ,259 ,376 ,387 ,660 ,932 ,933 ,934 ,935 ,936 ,937 ,938 ,939 ,940 ,941 ,1082 ,1250 ,1338 ,1482 ,1522 ,1523 ,1524 ,1526 ,1527 ,1528 ,1529 ,1535 ,1536 ,1542 ,1543 ,1544 ,1545 ,1546
OPEL	9117903	973502-8	243 ,244 ,245 ,246 ,247 ,248 ,249 ,250 ,251 ,252 ,253 ,329 ,330 ,331 ,332 ,334 ,589 ,590 ,591 ,592 ,593 ,594 ,626 ,698 ,1068 ,1070 ,1071 ,1072 ,1073 ,1074 ,1075 ,1077 ,1079 ,1080 ,1081 ,1264 ,1265 ,1414 ,1470 ,1471 ,1472 ,1473 ,1474 ,1476 ,1477 ,1478 ,1479 ,1480 ,1481 ,1482
OPEL	9117904	973502-8	243 ,244 ,245 ,246 ,247 ,248 ,249 ,250 ,251 ,252 ,253 ,329 ,330 ,331 ,332 ,334 ,589 ,590 ,591 ,592 ,593 ,594 ,626 ,698 ,1068 ,1070 ,1071 ,1072 ,1073 ,1074 ,1075 ,1077 ,1079 ,1080 ,1081 ,1264 ,1265 ,1414 ,1470 ,1471 ,1472 ,1473 ,1474 ,1476 ,1477 ,1478 ,1479 ,1480 ,1481 ,1482
OPEL	9117905	973502-8	243 ,244 ,245 ,246 ,247 ,248 ,249 ,250 ,251 ,252 ,253 ,329 ,330 ,331 ,332 ,334 ,589 ,590 ,591 ,592 ,593 ,594 ,626 ,698 ,1068 ,1070 ,1071 ,1072 ,1073 ,1074 ,1075 ,1077 ,1079 ,1080 ,1081 ,1264 ,1265 ,1414 ,1470 ,1471 ,1472 ,1473 ,1474 ,1476 ,1477 ,1478 ,1479 ,1480 ,1481 ,1482
OPEL	9117912	863516-4	246 ,1069 ,1070 ,1071 ,1471 ,1472
OPEL	9128603	973506-8	122 ,240 ,241 ,242 ,250 ,287 ,298 ,301 ,441 ,507 ,518 ,589 ,793 ,917 ,1065 ,1131 ,1133 ,1134 ,1328 ,1412 ,1415 ,1467 ,1468 ,1661 ,1662
OPEL	915097	863582-4	244 ,329 ,330
OPEL	9158474	863505-4	241 ,242 ,516 ,534 ,575 ,589 ,1065 ,1066 ,1411 ,1412 ,1467 ,1468
OPEL	9158477	853504-4	241 ,242 ,575 ,589 ,1065 ,1066 ,1411 ,1412 ,1467 ,1468
OPEL	93160083	973802-8	322 ,323 ,735 ,1027 ,1028 ,1076 ,1226 ,1227 ,1233 ,1234 ,1235 ,1236 ,1477
OPEL	93161686	973801-8	21 ,22 ,24 ,259 ,286 ,287 ,288 ,290 ,294 ,298 ,300 ,301 ,334 ,383 ,429 ,431 ,432 ,435 ,436 ,440 ,441 ,505 ,506 ,507 ,509 ,510 ,527 ,597 ,612 ,655 ,659 ,678 ,684 ,709 ,711 ,712 ,714 ,721 ,722 ,732 ,793 ,880 ,883 ,884 ,887 ,892 ,903 ,904 ,932 ,974 ,975 ,978 ,987 ,995 ,1028 ,1029 ,1067 ,1077 ,1078 ,1119 ,1120 ,1121 ,1122 ,1127 ,1131 ,1133 ,1134 ,1236 ,1237 ,1386 ,1387 ,1396 ,1412 ,1413 ,1414 ,1415 ,1431 ,1469 ,1478 ,1479 ,1512
OPEL	93168105	853809-4	1029 ,1077 ,1078 ,1079 ,1236 ,1237 ,1238 ,1478 ,1479 ,1480
OPEL	93174076	973502-8	243 ,244 ,245 ,246 ,247 ,248 ,249 ,250 ,251 ,252 ,253 ,329 ,330 ,331 ,332 ,334 ,589 ,590 ,591 ,592 ,593 ,594 ,626 ,698 ,1068 ,1070 ,1071 ,1072 ,1073 ,1074 ,1075 ,1077 ,1079 ,1080 ,1081 ,1264 ,1265 ,1414 ,1470 ,1471 ,1472 ,1473 ,1474 ,1476 ,1477 ,1478 ,1479 ,1480 ,1481 ,1482
OPEL	93177306	862012-4	240 ,425 ,505 ,706 ,787 ,1064 ,1407 ,1411 ,1422 ,1466





# OE- Reference

OE- Manu.	Reference-No.	SM-No.	On Page
OPEL	93177306	862012-4	240 ,425 ,505 ,706 ,787 ,1064 ,1407 ,1411 ,1422 ,1466
OPEL	93178835	912801-8	94 ,95 ,96 ,97 ,98 ,99 ,100 ,104 ,105 ,106 ,107 ,108 ,113 ,115 ,116 ,117 ,118 ,119 ,120 ,121 ,125 ,126 ,138 ,139 ,140 ,202 ,209 ,210 ,211 ,322 ,425 ,428 ,429 ,430 ,431 ,433 ,434 ,438 ,439 ,441 ,443 ,512 ,514 ,518 ,519 ,521 ,552 ,553 ,554 ,591 ,597 ,696 ,697 ,708 ,709 ,712 ,1028 ,1076 ,1264 ,1314 ,1315 ,1316 ,1317 ,1319 ,1320 ,1323 ,1325 ,1326 ,1330 ,1331 ,1332 ,1334 ,1369 ,1413 ,1477 ,1513 ,1517 ,1626 ,1629 ,1630 ,1631 ,1632 ,1633 ,1634 ,1635 ,1636 ,1637 ,1638 ,1639 ,1640 ,1641 ,1642 ,1643 ,1644 ,1646 ,1647 ,1649 ,1650 ,1653 ,1654 ,1656 ,1657 ,1658 ,1659 ,1660 ,1661 ,1663 ,1664 ,1665 ,1666 ,1667 ,1668 ,1669 ,1671 ,1673 ,1674 ,1675 ,1676 ,1677 ,1678 ,1680 ,1684 ,1695 ,1696 ,1697 ,1706 ,1714 ,1715
OPEL	93183908	863804-4	993 ,1027 ,1073 ,1232 ,1475 ,1514
OPEL	93184457	973502-8	243 ,244 ,245 ,246 ,247 ,248 ,249 ,250 ,251 ,252 ,253 ,329 ,330 ,331 ,332 ,334 ,589 ,590 ,591 ,592 ,593 ,594 ,626 ,698 ,1068 ,1070 ,1071 ,1072 ,1073 ,1074 ,1075 ,1077 ,1079 ,1080 ,1081 ,1264 ,1265 ,1414 ,1470 ,1471 ,1472 ,1473 ,1474 ,1476 ,1477 ,1478 ,1479 ,1480 ,1481 ,1482
OPEL	93186090	852011-4	20 ,240 ,258 ,425 ,505 ,507 ,519 ,553 ,706 ,784 ,787 ,1064 ,1119 ,1407 ,1411 ,1422 ,1466
OPEL	93190438	862012-4	240 ,425 ,505 ,706 ,787 ,1064 ,1407 ,1411 ,1422 ,1466
OPEL	93390134	973502-8	243 ,244 ,245 ,246 ,247 ,248 ,249 ,250 ,251 ,252 ,253 ,329 ,330 ,331 ,332 ,334 ,589 ,590 ,591 ,592 ,593 ,594 ,626 ,698 ,1068 ,1070 ,1071 ,1072 ,1073 ,1074 ,1075 ,1077 ,1079 ,1080 ,1081 ,1264 ,1265 ,1414 ,1470 ,1471 ,1472 ,1473 ,1474 ,1476 ,1477 ,1478 ,1479 ,1480 ,1481 ,1482
OPEL	93743882	861404-4	248 ,331 ,1076 ,1477 ,1478
OPEL	94110017	863572-4	246 ,626 ,1067 ,1068 ,1071 ,1072 ,1470 ,1472 ,1474
OPEL	94326843	853571-4	626 ,795 ,1067 ,1071 ,1072 ,1470 ,1473 ,1474
OPEL	94370173	853571-4	626 ,795 ,1067 ,1071 ,1072 ,1470 ,1473 ,1474
OPEL	95517881	853873-4	430 ,641 ,880 ,993 ,1027 ,1028 ,1073 ,1074 ,1232 ,1475 ,1476
OPEL	96103034	883581-4	243 ,244 ,251 ,329 ,330 ,332
OPEL	96103130	863582-4	244 ,329 ,330
OPEL	96440147	851403-4	248 ,331 ,1076 ,1477 ,1478
OPEL	96951454	851403-4	248 ,331 ,1076 ,1477 ,1478
OPEL	97131961	853529-6	627 ,1082 ,1483
OPEL	97131962	863530-6	253 ,594 ,598 ,627 ,1082 ,1483
OPEL	97135036	853571-4	626 ,795 ,1067 ,1071 ,1072 ,1470 ,1473 ,1474
OPEL	97185352	863546-4	246 ,590 ,1072 ,1472
OPEL	97185860	853545-4	246 ,590 ,597 ,1072 ,1472
OPEL	97358650	863546-4	246 ,590 ,1072 ,1472
OPEL	9801960980	853785-6	289 ,307 ,383 ,1067 ,1121 ,1469
OPEL	9807645980	863786-6	289 ,307 ,383 ,1067 ,1121 ,1469
OPEL	9811144480	863784-4	291 ,383 ,1067 ,1122 ,1431 ,1469
OPEL	9814152380	863784-4	291 ,383 ,1067 ,1122 ,1431 ,1469
OPEL	9838084780	863784-4	291 ,383 ,1067 ,1122 ,1431 ,1469
OPEL	9842464780	863784-4	291 ,383 ,1067 ,1122 ,1431 ,1469

PERKINS	3142A051	863603-6	1247
PERKINS	3142A052	863605-6	7 ,254 ,1086 ,1087 ,1088 ,1524
PERKINS	3142L071	853602-6	1088 ,1247 ,1248
PERKINS	3142L072	853602-6	1088 ,1247 ,1248
PERKINS	31431103	853604-6	7 ,254 ,1086 ,1087 ,1088 ,1524 ,1690
PERKINS	31431104	863605-6	7 ,254 ,1086 ,1087 ,1088 ,1524
PERKINS	31431109	863605-6	7 ,254 ,1086 ,1087 ,1088 ,1524
PERKINS	31431271	863601-6	1086
PERKINS	31431311	853604-6	7 ,254 ,1086 ,1087 ,1088 ,1524 ,1690
PERKINS	31431315	853604-6	7 ,254 ,1086 ,1087 ,1088 ,1524 ,1690
PERKINS	31431591	863601-6	1086
PERKINS	31431641	853604-6	7 ,254 ,1086 ,1087 ,1088 ,1524 ,1690
PERKINS	31431791	863605-6	7 ,254 ,1086 ,1087 ,1088 ,1524
PERKINS	31431851	863605-6	7 ,254 ,1086 ,1087 ,1088 ,1524
PERKINS	31431871	853604-6	7 ,254 ,1086 ,1087 ,1088 ,1524 ,1690
PERKINS	31431881	863605-6	7 ,254 ,1086 ,1087 ,1088 ,1524
PERKINS	31431891	863605-6	7 ,254 ,1086 ,1087 ,1088 ,1524
PERKINS	31431931	863605-6	7 ,254 ,1086 ,1087 ,1088 ,1524
PERKINS	31431941	863601-6	1086

# OE- Reference



OE- Manu.	Reference-No.	SM-No.	On Page
PERKINS	31431941	863601-6	1086
PERKINS	31431961	853602-6	1088 ,1247 ,1248
PERKINS	33261723	883626-6	1086
PERKINS	33261732	883627-6	1087 ,1088 ,1524
PERKINS	33261752	883628-6	1087 ,1088 ,1247 ,1248 ,1690
PERKINS	737640M1	863601-6	1086

PEUGEOT	0200.74	483701-1	294 ,1126 ,1256
PEUGEOT	0200.CP	483715-1	294 ,295 ,434 ,1127
PEUGEOT	0200.G2	483706-1	297 ,436 ,1131
PEUGEOT	0200.J3	483702-1 483709-1	296 ,1129
PEUGEOT	0200.J5	483701-1	294 ,1126 ,1256
PEUGEOT	0200.J6	483706-1	297 ,436 ,1131
PEUGEOT	0200.R9	483710-1	297 ,436 ,1129
PEUGEOT	0200.S3	483702-1	296 ,1129
PEUGEOT	0200.W3	483715-1	294 ,295 ,434 ,1127
PEUGEOT	0200.W5	483713-1	298 ,301 ,441 ,714 ,732 ,1131 ,1133 ,1134 ,1415
PEUGEOT	0200.Z9	483713-1	298 ,301 ,441 ,714 ,732 ,1131 ,1133 ,1134 ,1415
PEUGEOT	0209.02	903715-1	295 ,296 ,297 ,436 ,437 ,698 ,1128 ,1129 ,1130 ,1256 ,1413 ,1414 ,1418
PEUGEOT	0209.K1	903715-1	295 ,296 ,297 ,436 ,437 ,698 ,1128 ,1129 ,1130 ,1256 ,1413 ,1414 ,1418
PEUGEOT	0220.16	883732-4	341 ,530 ,732 ,1136 ,1137 ,1138 ,1399 ,1419
PEUGEOT	0220.65	883707-4	293 ,294 ,295 ,296 ,297 ,433 ,434 ,435 ,436 ,437 ,614 ,698 ,1126 ,1127 ,1128 ,1129 ,1130 ,1131 ,1256 ,1413 ,1414 ,1418
PEUGEOT	0220.75	883707-4	293 ,294 ,295 ,296 ,297 ,433 ,434 ,435 ,436 ,437 ,614 ,698 ,1126 ,1127 ,1128 ,1129 ,1130 ,1131 ,1256 ,1413 ,1414 ,1418
PEUGEOT	0220.A2	883704-4	250 ,298 ,299 ,300 ,301 ,384 ,440 ,441 ,524 ,547 ,616 ,617 ,681 ,713 ,714 ,715 ,1131 ,1132 ,1133 ,1134 ,1135 ,1415
PEUGEOT	0801.C2	513701-1	293 ,295 ,296 ,297 ,436 ,437 ,614 ,698 ,1126 ,1128 ,1129 ,1130 ,1131 ,1256 ,1413 ,1414 ,1418
PEUGEOT	0801.E8	511104-1	293 ,294 ,295 ,296 ,297 ,433 ,434 ,436 ,437 ,614 ,698 ,1126 ,1127 ,1128 ,1129 ,1130 ,1131 ,1256 ,1413 ,1414 ,1418 ,1431
PEUGEOT	0801.K7	511103-1	289 ,292 ,1026 ,1123 ,1124 ,1125 ,1255
PEUGEOT	0801.T5	511105-1	250 ,298 ,301 ,441 ,714 ,1131 ,1133 ,1134 ,1415
PEUGEOT	0801.V9	513702-1	298 ,440 ,714 ,1131 ,1134
PEUGEOT	0801.W0	513703-1	298 ,440 ,714 ,1131 ,1134
PEUGEOT	0942.25	973715-8	299 ,302 ,304 ,341 ,440 ,715 ,1132 ,1135 ,1137 ,1238
PEUGEOT	0942.42	973801-8	21 ,22 ,24 ,259 ,286 ,287 ,288 ,290 ,294 ,298 ,300 ,301 ,334 ,383 ,429 ,431 ,432 ,435 ,436 ,440 ,441 ,505 ,506 ,507 ,509 ,510 ,527 ,597 ,612 ,655 ,659 ,678 ,684 ,709 ,711 ,712 ,714 ,721 ,722 ,732 ,793 ,880 ,883 ,884 ,887 ,892 ,903 ,904 ,932 ,974 ,975 ,978 ,987 ,995 ,1028 ,1029 ,1067 ,1077 ,1078 ,1119 ,1120 ,1121 ,1122 ,1127 ,1131 ,1133 ,1134 ,1236 ,1237 ,1386 ,1387 ,1396 ,1412 ,1413 ,1414 ,1415 ,1431 ,1469 ,1478 ,1479 ,1512
PEUGEOT	0942.51	973801-8	21 ,22 ,24 ,259 ,286 ,287 ,288 ,290 ,294 ,298 ,300 ,301 ,334 ,383 ,429 ,431 ,432 ,435 ,436 ,440 ,441 ,505 ,506 ,507 ,509 ,510 ,527 ,597 ,612 ,655 ,659 ,678 ,684 ,709 ,711 ,712 ,714 ,721 ,722 ,732 ,793 ,880 ,883 ,884 ,887 ,892 ,903 ,904 ,932 ,974 ,975 ,978 ,987 ,995 ,1028 ,1029 ,1067 ,1077 ,1078 ,1119 ,1120 ,1121 ,1122 ,1127 ,1131 ,1133 ,1134 ,1236 ,1237 ,1386 ,1387 ,1396 ,1412 ,1413 ,1414 ,1415 ,1431 ,1469 ,1478 ,1479 ,1512
PEUGEOT	0942.52	973801-8	21 ,22 ,24 ,259 ,286 ,287 ,288 ,290 ,294 ,298 ,300 ,301 ,334 ,383 ,429 ,431 ,432 ,435 ,436 ,440 ,441 ,505 ,506 ,507 ,509 ,510 ,527 ,597 ,612 ,655 ,659 ,678 ,684 ,709 ,711 ,712 ,714 ,721 ,722 ,732 ,793 ,880 ,883 ,884 ,887 ,892 ,903 ,904 ,932 ,974 ,975 ,978 ,987 ,995 ,1028 ,1029 ,1067 ,1077 ,1078 ,1119 ,1120 ,1121 ,1122 ,1127 ,1131 ,1133 ,1134 ,1236 ,1237 ,1386 ,1387 ,1396 ,1412 ,1413 ,1414 ,1415 ,1431 ,1469 ,1478 ,1479 ,1512
PEUGEOT	0942.53	973801-8	21 ,22 ,24 ,259 ,286 ,287 ,288 ,290 ,294 ,298 ,300 ,301 ,334 ,383 ,429 ,431 ,432 ,435 ,436 ,440 ,441 ,505 ,506 ,507 ,509 ,510 ,527 ,597 ,612 ,655 ,659 ,678 ,684 ,709 ,711 ,712 ,714 ,721 ,722 ,732 ,793 ,880 ,883 ,884 ,887 ,892 ,903 ,904 ,932 ,974 ,975 ,978 ,987 ,995 ,1028 ,1029 ,1067 ,1077 ,1078 ,1119 ,1120 ,1121 ,1122 ,1127 ,1131 ,1133 ,1134 ,1236 ,1237 ,1386 ,1387 ,1396 ,1412 ,1413 ,1414 ,1415 ,1431 ,1469 ,1478 ,1479 ,1512
PEUGEOT	0942.89	973701-8	31 ,199 ,201 ,202 ,204 ,206 ,288 ,428 ,509 ,510 ,513 ,514 ,544 ,612 ,613 ,614 ,615 ,616 ,679 ,680 ,681 ,721 ,793 ,794 ,881 ,981 ,987 ,988 ,1074 ,1122 ,1256 ,1396 ,1412 ,1476 ,1512 ,1516 ,1521
PEUGEOT	0942.G2	970703-8	199 ,291 ,292 ,383 ,384 ,987 ,1124 ,1125
PEUGEOT	0948.45	851111-4	303 ,304 ,444 ,445 ,1137 ,1418
PEUGEOT	0948.63	853751-4	294 ,296 ,297 ,436 ,437 ,597 ,1126 ,1127 ,1130 ,1131 ,1256





# OE- Reference

OE- Manu.	Reference-No.	SM-No.	On Page
PEUGEOT	0948.63	853751-4	294 ,296 ,297 ,436 ,437 ,597 ,1126 ,1127 ,1130 ,1131 ,1256
PEUGEOT	0948.65	853739-4	290 ,293 ,1123 ,1126
PEUGEOT	0948.66	853747-4	302 ,442 ,715 ,1135 ,1136
PEUGEOT	0948.68	853753-4	299 ,302 ,1132 ,1135
PEUGEOT	0948.73	853739-4	290 ,293 ,1123 ,1126
PEUGEOT	0948.74	853749-4	292 ,516 ,784 ,1124 ,1125 ,1255
PEUGEOT	0948.75	853745-4	298 ,302 ,442 ,715 ,1129 ,1135 ,1136
PEUGEOT	0948.86	853763-4	298 ,302 ,442 ,715 ,1129 ,1135
PEUGEOT	0948.91	853721-4	286 ,287 ,288 ,289 ,290 ,307 ,623 ,1119 ,1120 ,1121 ,1123 ,1714
PEUGEOT	0948.92	853763-4	298 ,302 ,442 ,715 ,1129 ,1135
PEUGEOT	0948.94	853709-4	294 ,295 ,296 ,297 ,433 ,434 ,435 ,436 ,437 ,597 ,698 ,1126 ,1127 ,1128 ,1130 ,1131 ,1256 ,1413 ,1414
PEUGEOT	0948.95	853768-4	250 ,298 ,299 ,301 ,441 ,714 ,732 ,1131 ,1133 ,1134 ,1415
PEUGEOT	0948.A3	853772-4	249 ,298 ,300 ,301 ,384 ,440 ,441 ,524 ,547 ,713 ,714 ,715 ,1131 ,1132 ,1133 ,1134 ,1135 ,1414 ,1521
PEUGEOT	0948.A9	853701-4	292 ,293 ,307 ,380 ,623 ,1125
PEUGEOT	0948.C6	853761-4	300 ,301 ,1132 ,1133
PEUGEOT	0948.C7	851107-4	288 ,428 ,509 ,510 ,544 ,794 ,987 ,1122 ,1412 ,1512
PEUGEOT	0948.E0	853701-4	292 ,293 ,307 ,380 ,623 ,1125
PEUGEOT	0948.E8	851113-4	291 ,292 ,383 ,987 ,1124 ,1125
PEUGEOT	0948.F7	853777-4	288 ,383 ,428 ,506 ,507 ,510 ,527 ,538 ,544 ,1067 ,1120 ,1121 ,1469 ,1512
PEUGEOT	0948.F9	851109-4	291 ,292 ,383 ,987 ,1124 ,1125
PEUGEOT	0948.H0	852011-4	20 ,240 ,258 ,425 ,505 ,507 ,519 ,553 ,706 ,784 ,787 ,1064 ,1119 ,1407 ,1411 ,1422 ,1466
PEUGEOT	094859	853751-4	294 ,296 ,297 ,436 ,437 ,597 ,1126 ,1127 ,1130 ,1131 ,1256
PEUGEOT	094894	853709-4	294 ,295 ,296 ,297 ,433 ,434 ,435 ,436 ,437 ,597 ,698 ,1126 ,1127 ,1128 ,1130 ,1131 ,1256 ,1413 ,1414
PEUGEOT	0949.45	863758-4	341 ,530 ,1138 ,1399
PEUGEOT	0949.50	863758-4	341 ,530 ,1138 ,1399
PEUGEOT	0949.58	863736-4	286 ,1119
PEUGEOT	0949.68	863754-4	299 ,302 ,440 ,715 ,1132 ,1135
PEUGEOT	0949.79	863756-4	303 ,304 ,444 ,1137
PEUGEOT	0949.80	863750-4	292 ,516 ,784 ,1124 ,1125 ,1255
PEUGEOT	0949.89	863702-4	293 ,307 ,380 ,623 ,1125 ,1126
PEUGEOT	0949.96	863769-4	250 ,301 ,441 ,714 ,732 ,1133 ,1134 ,1415
PEUGEOT	0949.A8	863702-4	293 ,307 ,380 ,623 ,1125 ,1126
PEUGEOT	0949.C5	863702-4	293 ,307 ,380 ,623 ,1125 ,1126
PEUGEOT	0949.E2	861138-4	199 ,215 ,291 ,292 ,383 ,384 ,987 ,1124 ,1125
PEUGEOT	0949.F5	863778-4	288 ,383 ,428 ,506 ,507 ,510 ,527 ,538 ,544 ,1067 ,1120 ,1121 ,1469 ,1512
PEUGEOT	0949.F6	861110-4	291 ,987 ,1125
PEUGEOT	0949.G3	862096-4	20 ,240 ,258 ,425 ,706 ,1064 ,1119 ,1466
PEUGEOT	094960	863734-4	293 ,294 ,295 ,296 ,297 ,433 ,434 ,435 ,436 ,437 ,597 ,614 ,698 ,1126 ,1127 ,1128 ,1129 ,1130 ,1131 ,1256 ,1413 ,1414 ,1418
PEUGEOT	0949A9	863773-4	249 ,298 ,299 ,300 ,301 ,384 ,440 ,441 ,524 ,547 ,713 ,714 ,715 ,1131 ,1132 ,1133 ,1134 ,1135 ,1414 ,1521
PEUGEOT	0949F1	863773-4	249 ,298 ,299 ,300 ,301 ,384 ,440 ,441 ,524 ,547 ,713 ,714 ,715 ,1131 ,1132 ,1133 ,1134 ,1135 ,1414 ,1521
PEUGEOT	0950.13	M-7	22 ,23 ,24 ,26 ,27 ,96 ,99 ,100 ,101 ,102 ,103 ,107 ,108 ,110 ,111 ,120 ,121 ,138 ,140 ,199 ,200 ,202 ,203 ,207 ,208 ,211 ,250 ,290 ,293 ,295 ,298 ,302 ,303 ,304 ,335 ,432 ,433 ,435 ,441 ,442 ,444 ,514 ,515 ,516 ,518 ,519 ,520 ,524 ,525 ,526 ,527 ,528 ,529 ,547 ,548 ,553 ,592 ,655 ,659 ,698 ,710 ,712 ,715 ,748 ,749 ,750 ,881 ,886 ,894 ,896 ,900 ,902 ,994 ,1006 ,1080 ,1082 ,1083 ,1123 ,1126 ,1128 ,1129 ,1135 ,1136 ,1137 ,1159 ,1161 ,1236 ,1238 ,1266 ,1311 ,1314 ,1315 ,1317 ,1318 ,1319 ,1320 ,1321 ,1322 ,1323 ,1326 ,1327 ,1328 ,1332 ,1365 ,1367 ,1368 ,1369 ,1370 ,1371 ,1372 ,1374 ,1377 ,1399 ,1481 ,1483 ,1515 ,1516 ,1518 ,1519 ,1520 ,1521 ,1523 ,1524 ,1626 ,1630 ,1631 ,1633 ,1635 ,1637 ,1638 ,1643 ,1644 ,1645 ,1646 ,1647 ,1648 ,1649 ,1650 ,1651 ,1652 ,1654 ,1661 ,1664 ,1665 ,1666 ,1667 ,1668 ,1669 ,1670 ,1671 ,1678 ,1679 ,1680 ,1681 ,1682 ,1683 ,1691 ,1695 ,1696 ,1697 ,1698 ,1699 ,1700 ,1705 ,1706 ,1718
PEUGEOT	095005	K-8	7 ,10 ,35 ,152 ,153 ,259 ,293 ,294 ,295 ,296 ,297 ,303 ,322 ,323 ,324 ,336 ,341 ,355 ,356 ,357 ,358 ,359 ,360 ,366 ,367 ,368 ,369 ,390 ,391 ,433 ,434 ,435 ,436 ,437 ,439 ,448 ,449 ,454 ,455 ,530 ,597 ,614 ,623 ,644 ,645 ,646 ,659 ,660 ,667 ,680 ,698 ,729 ,732 ,794 ,993 ,1073 ,1076 ,1126 ,1127 ,1128 ,1129 ,1130 ,1131 ,1136 ,1137 ,1138 ,1226 ,1227 ,1228 ,1229 ,1230 ,1231 ,1232 ,1233 ,1234 ,1238 ,1239 ,1249 ,1256 ,1399 ,1413 ,1414 ,1418 ,1419 ,1475 ,1477 ,1513 ,1514 ,1517 ,1522 ,1523 ,1528 ,1544 ,1679

# OE- Reference



OE- Manu.	Reference-No.	SM-No.	On Page
PEUGEOT	095005	K-8	7 ,10 ,35 ,152 ,153 ,259 ,293 ,294 ,295 ,296 ,297 ,303 ,322 ,323 ,324 ,336 ,341 ,355 ,356 ,357 ,358 ,359 ,360 ,366 ,367 ,368 ,369 ,390 ,391 ,433 ,434 ,435 ,436 ,437 ,439 ,448 ,449 ,454 ,455 ,530 ,597 ,614 ,623 ,644 ,645 ,646 ,659 ,660 ,667 ,680 ,698 ,729 ,732 ,794 ,993 ,1073 ,1076 ,1126 ,1127 ,1128 ,1129 ,1130 ,1131 ,1136 ,1137 ,1138 ,1226 ,1227 ,1228 ,1229 ,1230 ,1231 ,1232 ,1233 ,1234 ,1238 ,1239 ,1249 ,1256 ,1399 ,1413 ,1414 ,1418 ,1419 ,1475 ,1477 ,1513 ,1514 ,1517 ,1522 ,1523 ,1528 ,1544 ,1679
PEUGEOT	095012	K-7	152 ,242 ,244 ,246 ,249 ,250 ,254 ,286 ,288 ,289 ,290 ,292 ,307 ,321 ,323 ,332 ,333 ,341 ,516 ,589 ,590 ,592 ,593 ,623 ,626 ,732 ,735 ,784 ,993 ,1025 ,1027 ,1064 ,1068 ,1069 ,1070 ,1071 ,1073 ,1077 ,1078 ,1079 ,1082 ,1119 ,1120 ,1121 ,1123 ,1124 ,1125 ,1222 ,1223 ,1224 ,1225 ,1226 ,1227 ,1232 ,1233 ,1235 ,1236 ,1255 ,1418 ,1467 ,1470 ,1471 ,1472 ,1473 ,1474 ,1475 ,1479 ,1480 ,1483
PEUGEOT	095013	M-7	22 ,23 ,24 ,26 ,27 ,96 ,99 ,100 ,101 ,102 ,103 ,107 ,108 ,110 ,111 ,120 ,121 ,138 ,140 ,199 ,200 ,202 ,203 ,207 ,208 ,211 ,250 ,290 ,293 ,295 ,298 ,302 ,303 ,304 ,335 ,432 ,433 ,435 ,441 ,442 ,444 ,514 ,515 ,516 ,518 ,519 ,520 ,524 ,525 ,526 ,527 ,528 ,529 ,547 ,548 ,553 ,592 ,655 ,659 ,698 ,710 ,712 ,715 ,748 ,749 ,750 ,881 ,886 ,894 ,896 ,900 ,902 ,994 ,1006 ,1080 ,1082 ,1083 ,1123 ,1126 ,1128 ,1129 ,1135 ,1136 ,1137 ,1159 ,1161 ,1236 ,1238 ,1266 ,1311 ,1314 ,1315 ,1317 ,1318 ,1319 ,1320 ,1321 ,1322 ,1323 ,1326 ,1327 ,1328 ,1332 ,1365 ,1367 ,1368 ,1369 ,1370 ,1371 ,1372 ,1374 ,1377 ,1399 ,1481 ,1483 ,1515 ,1516 ,1518 ,1519 ,1520 ,1521 ,1523 ,1524 ,1626 ,1630 ,1631 ,1633 ,1635 ,1637 ,1638 ,1643 ,1644 ,1645 ,1646 ,1647 ,1648 ,1649 ,1650 ,1651 ,1652 ,1654 ,1661 ,1664 ,1665 ,1666 ,1667 ,1668 ,1669 ,1670 ,1671 ,1678 ,1679 ,1680 ,1681 ,1682 ,1683 ,1691 ,1695 ,1696 ,1697 ,1698 ,1699 ,1700 ,1705 ,1706 ,1718
PEUGEOT	0956.18	912801-8	94 ,95 ,96 ,97 ,98 ,99 ,100 ,104 ,105 ,106 ,107 ,108 ,113 ,115 ,116 ,117 ,118 ,119 ,120 ,121 ,125 ,126 ,138 ,139 ,140 ,202 ,209 ,210 ,211 ,322 ,425 ,428 ,429 ,430 ,431 ,433 ,434 ,438 ,439 ,441 ,443 ,512 ,514 ,518 ,519 ,521 ,552 ,553 ,554 ,591 ,597 ,696 ,697 ,708 ,709 ,712 ,1028 ,1076 ,1264 ,1314 ,1315 ,1316 ,1317 ,1319 ,1320 ,1323 ,1325 ,1326 ,1330 ,1331 ,1332 ,1334 ,1369 ,1413 ,1477 ,1513 ,1517 ,1626 ,1629 ,1630 ,1631 ,1632 ,1633 ,1634 ,1635 ,1636 ,1637 ,1638 ,1639 ,1640 ,1641 ,1642 ,1643 ,1644 ,1646 ,1647 ,1649 ,1650 ,1653 ,1654 ,1656 ,1657 ,1658 ,1659 ,1660 ,1661 ,1663 ,1664 ,1665 ,1666 ,1667 ,1668 ,1669 ,1671 ,1673 ,1674 ,1675 ,1676 ,1677 ,1678 ,1680 ,1684 ,1695 ,1696 ,1697 ,1706 ,1714 ,1715
PEUGEOT	0956.22	912801-8	94 ,95 ,96 ,97 ,98 ,99 ,100 ,104 ,105 ,106 ,107 ,108 ,113 ,115 ,116 ,117 ,118 ,119 ,120 ,121 ,125 ,126 ,138 ,139 ,140 ,202 ,209 ,210 ,211 ,322 ,425 ,428 ,429 ,430 ,431 ,433 ,434 ,438 ,439 ,441 ,443 ,512 ,514 ,518 ,519 ,521 ,552 ,553 ,554 ,591 ,597 ,696 ,697 ,708 ,709 ,712 ,1028 ,1076 ,1264 ,1314 ,1315 ,1316 ,1317 ,1319 ,1320 ,1323 ,1325 ,1326 ,1330 ,1331 ,1332 ,1334 ,1369 ,1413 ,1477 ,1513 ,1517 ,1626 ,1629 ,1630 ,1631 ,1632 ,1633 ,1634 ,1635 ,1636 ,1637 ,1638 ,1639 ,1640 ,1641 ,1642 ,1643 ,1644 ,1646 ,1647 ,1649 ,1650 ,1653 ,1654 ,1656 ,1657 ,1658 ,1659 ,1660 ,1661 ,1663 ,1664 ,1665 ,1666 ,1667 ,1668 ,1669 ,1671 ,1673 ,1674 ,1675 ,1676 ,1677 ,1678 ,1680 ,1684 ,1695 ,1696 ,1697 ,1706 ,1714 ,1715
PEUGEOT	0956.38	915097-8	32 ,94 ,96 ,99 ,103 ,104 ,106 ,108 ,109 ,110 ,111 ,112 ,113 ,114 ,121 ,122 ,123 ,124 ,125 ,126 ,127 ,128 ,129 ,130 ,131 ,132 ,137 ,138 ,139 ,140 ,141 ,142 ,143 ,146 ,199 ,200 ,203 ,204 ,205 ,207 ,208 ,209 ,210 ,211 ,212 ,215 ,216 ,241 ,243 ,245 ,246 ,247 ,248 ,249 ,250 ,251 ,252 ,253 ,258 ,259 ,291 ,292 ,293 ,301 ,302 ,303 ,307 ,308 ,314 ,322 ,330 ,331 ,332 ,333 ,334 ,375 ,376 ,380 ,430 ,431 ,443 ,446 ,518 ,521 ,560 ,569 ,575 ,589 ,590 ,591 ,592 ,593 ,594 ,597 ,623 ,626 ,659 ,660 ,661 ,690 ,714 ,716 ,717 ,721 ,722 ,723 ,732 ,735 ,879 ,880 ,881 ,882 ,883 ,884 ,885 ,886 ,887 ,889 ,890 ,891 ,892 ,898 ,903 ,904 ,932 ,936 ,974 ,975 ,978 ,993 ,994 ,995 ,1026 ,1027 ,1028 ,1030 ,1068 ,1069 ,1070 ,1072 ,1073 ,1074 ,1075 ,1077 ,1079 ,1080 ,1081 ,1121 ,1125 ,1126 ,1133 ,1134 ,1135 ,1136 ,1152 ,1153 ,1154 ,1155 ,1156 ,1158 ,1159 ,1160 ,1161 ,1225 ,1226 ,1232 ,1235 ,1238 ,1239 ,1255 ,1264 ,1265 ,1311 ,1315 ,1316 ,1319 ,1322 ,1323 ,1324 ,1325 ,1327 ,1328 ,1329 ,1330 ,1331 ,1332 ,1333 ,1334 ,1363 ,1365 ,1366 ,1367 ,1368 ,1370 ,1371 ,1372 ,1373 ,1374 ,1375 ,1376 ,1377 ,1378 ,1379 ,1382 ,1386 ,1387 ,1396 ,1407 ,1412 ,1418 ,1470 ,1471 ,1472 ,1473 ,1474 ,1475 ,1476 ,1477 ,1478 ,1479 ,1480 ,1481 ,1482 ,1517 ,1521 ,1626 ,1633 ,1636 ,1638 ,1639 ,1642 ,1643 ,1646 ,1649 ,1652 ,1653 ,1654 ,1655 ,1658 ,1661 ,1662 ,1663 ,1667 ,1668 ,1669 ,1670 ,1671 ,1672 ,1673 ,1678 ,1679 ,1680 ,1682 ,1683 ,1684 ,1685 ,1686 ,1687 ,1689 ,1695 ,1696 ,1697 ,1698 ,1699 ,1700 ,1705 ,1707 ,1708
PEUGEOT	0956.40	915097-8	32 ,94 ,96 ,99 ,103 ,104 ,106 ,108 ,109 ,110 ,111 ,112 ,113 ,114 ,121 ,122 ,123 ,124 ,125 ,126 ,127 ,128 ,129 ,130 ,131 ,132 ,137 ,138 ,139 ,140 ,141 ,142 ,143 ,146 ,199 ,200 ,203 ,204 ,205 ,207 ,208 ,209 ,210 ,211 ,212 ,215 ,216 ,241 ,243 ,245 ,246 ,247 ,248 ,249 ,250 ,251 ,252 ,253 ,258 ,259 ,291 ,292 ,293 ,301 ,302 ,303 ,307 ,308 ,314 ,322 ,330 ,331 ,332 ,333 ,334 ,375 ,376 ,380 ,430 ,431 ,443 ,446 ,518 ,521 ,560 ,569 ,575 ,589 ,590 ,591 ,592 ,593 ,594 ,597 ,623 ,626 ,659 ,660 ,661 ,690 ,714 ,716 ,717 ,721 ,722 ,723 ,732 ,735 ,879 ,880 ,881 ,882 ,883 ,884 ,885 ,886 ,887 ,889 ,890 ,891 ,892 ,898 ,903 ,904 ,932 ,936 ,974 ,975 ,978 ,993 ,994 ,995 ,1026 ,1027 ,1028 ,1030 ,1068 ,1069 ,1070 ,1072 ,1073 ,1074 ,1075 ,1077 ,1079 ,1080 ,1081 ,1121 ,1125 ,1126 ,1133 ,1134 ,1135 ,1136 ,1152 ,1153 ,1154 ,1155 ,1156 ,1158 ,1159 ,1160 ,1161 ,1225 ,1226 ,1232 ,1235 ,1238 ,1239 ,1255 ,1264 ,1265 ,1311 ,1315 ,1316 ,1319 ,1322 ,1323 ,1324 ,1325 ,1327 ,1328 ,1329 ,1330 ,1331 ,1332 ,1333 ,1334 ,1363 ,1365 ,1366 ,1367 ,1368 ,1370 ,1371 ,1372 ,1373 ,1374 ,1375 ,1376 ,1377 ,1378 ,1379 ,1382 ,1386 ,1387 ,1396 ,1407 ,1412 ,1418 ,1470 ,1471 ,1472 ,1473 ,1474 ,1475 ,1476 ,1477 ,1478 ,1479 ,1480 ,1481 ,1482 ,1517 ,1521 ,1626 ,1633 ,1636 ,1638 ,1639 ,1642 ,1643 ,1646 ,1649 ,1652 ,1653 ,1654 ,1655 ,1658 ,1661 ,1662 ,1663 ,1667 ,1668 ,1669 ,1670 ,1671 ,1672 ,1673 ,1678 ,1679 ,1680 ,1682 ,1683 ,1684 ,1685 ,1686 ,1687 ,1689 ,1695 ,1696 ,1697 ,1698 ,1699 ,1700 ,1705 ,1707 ,1708



# OE- Reference

OE- Manu.	Reference-No.	SM-No.	On Page
PEUGEOT	0956.40	915097-8	32 ,94 ,96 ,99 ,103 ,104 ,106 ,108 ,109 ,110 ,111 ,112 ,113 ,114 ,121 ,122 ,123 ,124 ,125 ,126 ,127 ,128 ,129 ,130 ,131 ,132 ,137 ,138 ,139 ,140 ,141 ,142 ,143 ,146 ,199 ,200 ,203 ,204 ,205 ,207 ,208 ,209 ,210 ,211 ,212 ,215 ,216 ,241 ,243 ,245 ,246 ,247 ,248 ,249 ,250 ,251 ,252 ,253 ,258 ,259 ,291 ,292 ,293 ,301 ,302 ,303 ,307 ,308 ,314 ,322 ,330 ,331 ,332 ,333 ,334 ,375 ,376 ,380 ,430 ,431 ,443 ,446 ,518 ,521 ,560 ,569 ,575 ,589 ,590 ,591 ,592 ,593 ,594 ,597 ,623 ,626 ,659 ,660 ,661 ,690 ,714 ,716 ,717 ,721 ,722 ,723 ,732 ,735 ,879 ,880 ,881 ,882 ,883 ,884 ,885 ,886 ,887 ,889 ,890 ,891 ,892 ,898 ,903 ,904 ,932 ,936 ,974 ,975 ,978 ,993 ,994 ,995 ,1026 ,1027 ,1028 ,1030 ,1068 ,1069 ,1070 ,1072 ,1073 ,1074 ,1075 ,1077 ,1079 ,1080 ,1081 ,1121 ,1125 ,1126 ,1133 ,1134 ,1135 ,1136 ,1152 ,1153 ,1154 ,1155 ,1156 ,1158 ,1159 ,1160 ,1161 ,1225 ,1226 ,1232 ,1235 ,1238 ,1239 ,1255 ,1264 ,1265 ,1311 ,1315 ,1316 ,1319 ,1322 ,1323 ,1324 ,1325 ,1327 ,1328 ,1329 ,1330 ,1331 ,1332 ,1333 ,1334 ,1363 ,1365 ,1366 ,1367 ,1368 ,1370 ,1371 ,1372 ,1373 ,1374 ,1375 ,1376 ,1377 ,1378 ,1379 ,1382 ,1386 ,1387 ,1396 ,1407 ,1412 ,1418 ,1470 ,1471 ,1472 ,1473 ,1474 ,1475 ,1476 ,1477 ,1478 ,1479 ,1480 ,1481 ,1482 ,1517 ,1521 ,1626 ,1633 ,1636 ,1638 ,1639 ,1642 ,1643 ,1646 ,1649 ,1652 ,1653 ,1654 ,1655 ,1658 ,1661 ,1662 ,1663 ,1667 ,1668 ,1669 ,1670 ,1671 ,1672 ,1673 ,1678 ,1679 ,1680 ,1682 ,1683 ,1684 ,1685 ,1686 ,1687 ,1689 ,1695 ,1696 ,1697 ,1698 ,1699 ,1700 ,1705 ,1707 ,1708
PEUGEOT	22211-29000	853709-4	294 ,295 ,296 ,297 ,433 ,434 ,435 ,436 ,437 ,597 ,698 ,1126 ,1127 ,1128 ,1130 ,1131 ,1256 ,1413 ,1414
PEUGEOT	9623950380	853715-4	299 ,300 ,308 ,440 ,519 ,714 ,1132
PEUGEOT	9628943380	853763-4	298 ,302 ,442 ,715 ,1129 ,1135
PEUGEOT	96298611	863764-4	298 ,302 ,442 ,715 ,1129 ,1135
PEUGEOT	9629861180	863764-4	298 ,302 ,442 ,715 ,1129 ,1135
PEUGEOT	96304239	863756-4	303 ,304 ,444 ,1137
PEUGEOT	9676359080	853775-6	289 ,383 ,1066 ,1122 ,1469
PEUGEOT	9676359180	863776-6	289 ,383 ,1066 ,1122 ,1469
PEUGEOT	9801960980	853785-6	289 ,307 ,383 ,1067 ,1121 ,1469
PEUGEOT	9807645980	863786-6	289 ,307 ,383 ,1067 ,1121 ,1469
PEUGEOT	9826979080	863778-4	288 ,383 ,428 ,506 ,507 ,510 ,527 ,538 ,544 ,1067 ,1120 ,1121 ,1469 ,1512
PORSCHE	21101416	885074-4	348 ,1642 ,1688
PORSCHE	54605203	854443-4	1152
PORSCHE	616.105.401.00	854453-4	1152
PORSCHE	616.105.402.00	854407-4	1152
PORSCHE	616.105.406.01	864408-4	1152
PORSCHE	61610540501	864442-4	1152
PORSCHE	61610540650	864408-4	1152
PORSCHE	61610549102	911001-8	620 ,889 ,891 ,901 ,902 ,1087 ,1088 ,1152 ,1334
PORSCHE	901.105.407.00	854401-6	1152
PORSCHE	901.105.408.00	864402-6	1152
PORSCHE	901.105.408.50	864402-6	1152
PORSCHE	90110540700	854401-6	1152
PORSCHE	90110540800	864402-6	1152
PORSCHE	90110540850	864402-6	1152
PORSCHE	911.105.411.00	854409-6	1153 ,1156
PORSCHE	911.105.411.20	854409-6	1153 ,1156
PORSCHE	911.105.415.00	864410-6	1153 ,1156
PORSCHE	911.105.415.20	864410-6	1153 ,1156
PORSCHE	928.105.409.02	854405-4	1158 ,1160
PORSCHE	928.105.409.03	854405-4	1158 ,1160
PORSCHE	928.105.410.02	864406-4	1158 ,1160
PORSCHE	928.105.410.04	864406-4	1158 ,1160
PORSCHE	928.105.641.06	854433-4	1161
PORSCHE	928.105.642.06	864434-4	1161

# OE- Reference



OE- Manu.	Reference-No.	SM-No.	On Page
PORSCHE	928.105.642.06	864434-4	1161
PORSCHE	92810460100	915001-8	22 ,23 ,24 ,25 ,26 ,27 ,96 ,99 ,100 ,101 ,102 ,103 ,104 ,107 ,108 ,110 ,111 ,118 ,119 ,120 ,121 ,122 ,128 ,129 ,138 ,140 ,142 ,199 ,200 ,202 ,203 ,204 ,206 ,207 ,208 ,210 ,211 ,212 ,286 ,287 ,289 ,290 ,292 ,293 ,295 ,302 ,303 ,304 ,307 ,321 ,323 ,341 ,424 ,425 ,426 ,427 ,428 ,430 ,431 ,432 ,433 ,435 ,439 ,443 ,444 ,514 ,515 ,516 ,518 ,519 ,530 ,553 ,563 ,623 ,659 ,697 ,706 ,707 ,708 ,709 ,710 ,712 ,713 ,715 ,716 ,717 ,732 ,735 ,784 ,881 ,993 ,994 ,1025 ,1026 ,1027 ,1073 ,1119 ,1120 ,1121 ,1123 ,1124 ,1125 ,1126 ,1128 ,1130 ,1136 ,1137 ,1158 ,1159 ,1161 ,1224 ,1225 ,1227 ,1232 ,1233 ,1235 ,1236 ,1238 ,1239 ,1255 ,1266 ,1267 ,1311 ,1312 ,1313 ,1314 ,1315 ,1317 ,1318 ,1319 ,1320 ,1321 ,1322 ,1323 ,1325 ,1326 ,1327 ,1328 ,1331 ,1332 ,1333 ,1334 ,1363 ,1365 ,1367 ,1368 ,1369 ,1370 ,1371 ,1372 ,1374 ,1377 ,1378 ,1382 ,1413 ,1475 ,1514 ,1523 ,1524 ,1626 ,1627 ,1629 ,1630 ,1631 ,1632 ,1633 ,1635 ,1637 ,1638 ,1643 ,1644 ,1645 ,1646 ,1647 ,1648 ,1649 ,1650 ,1651 ,1652 ,1654 ,1660 ,1661 ,1663 ,1664 ,1665 ,1666 ,1667 ,1668 ,1669 ,1670 ,1671 ,1676 ,1677 ,1678 ,1679 ,1680 ,1681 ,1682 ,1683 ,1695 ,1696 ,1697 ,1698 ,1699 ,1700 ,1705 ,1706 ,1707 ,1708 ,1714
PORSCHE	92810460107	915001-8	22 ,23 ,24 ,25 ,26 ,27 ,96 ,99 ,100 ,101 ,102 ,103 ,104 ,107 ,108 ,110 ,111 ,118 ,119 ,120 ,121 ,122 ,128 ,129 ,138 ,140 ,142 ,199 ,200 ,202 ,203 ,204 ,206 ,207 ,208 ,210 ,211 ,212 ,286 ,287 ,289 ,290 ,292 ,293 ,295 ,302 ,303 ,304 ,307 ,321 ,323 ,341 ,424 ,425 ,426 ,427 ,428 ,430 ,431 ,432 ,433 ,435 ,439 ,443 ,444 ,514 ,515 ,516 ,518 ,519 ,530 ,553 ,563 ,623 ,659 ,697 ,706 ,707 ,708 ,709 ,710 ,712 ,713 ,715 ,716 ,717 ,732 ,735 ,784 ,881 ,993 ,994 ,1025 ,1026 ,1027 ,1073 ,1119 ,1120 ,1121 ,1123 ,1124 ,1125 ,1126 ,1128 ,1130 ,1136 ,1137 ,1158 ,1159 ,1161 ,1224 ,1225 ,1227 ,1232 ,1233 ,1235 ,1236 ,1238 ,1239 ,1255 ,1266 ,1267 ,1311 ,1312 ,1313 ,1314 ,1315 ,1317 ,1318 ,1319 ,1320 ,1321 ,1322 ,1323 ,1325 ,1326 ,1327 ,1328 ,1331 ,1332 ,1333 ,1334 ,1363 ,1365 ,1367 ,1368 ,1369 ,1370 ,1371 ,1372 ,1374 ,1377 ,1378 ,1382 ,1413 ,1475 ,1514 ,1523 ,1524 ,1626 ,1627 ,1629 ,1630 ,1631 ,1632 ,1633 ,1635 ,1637 ,1638 ,1643 ,1644 ,1645 ,1646 ,1647 ,1648 ,1649 ,1650 ,1651 ,1652 ,1654 ,1660 ,1661 ,1663 ,1664 ,1665 ,1666 ,1667 ,1668 ,1669 ,1670 ,1671 ,1676 ,1677 ,1678 ,1679 ,1680 ,1681 ,1682 ,1683 ,1695 ,1696 ,1697 ,1698 ,1699 ,1700 ,1705 ,1706 ,1707 ,1708 ,1714
PORSCHE	92810560105	854425-4	1159 ,1161
PORSCHE	930.104.321.00	884412-4	1152 ,1153 ,1156 ,1157 ,1158 ,1159
PORSCHE	930.105.409.01	854403-6	1157
PORSCHE	930.105.409.02	854413-6	1157 to 1159
PORSCHE	930.105.409.13	854403-6	1157
PORSCHE	930.105.419.02	864404-6	1157 to 1158
PORSCHE	930.105.419.08	864404-6	1157 to 1158
PORSCHE	930.105.419.15	864404-6	1157 to 1158
PORSCHE	930.105.419.18	864404-6	1157 to 1158
PORSCHE	930.105.419.51	864404-6	1157 to 1158
PORSCHE	955.105.115.10	915097-8	32 ,94 ,96 ,99 ,103 ,104 ,106 ,108 ,109 ,110 ,111 ,112 ,113 ,114 ,121 ,122 ,123 ,124 ,125 ,126 ,127 ,128 ,129 ,130 ,131 ,132 ,137 ,138 ,139 ,140 ,141 ,142 ,143 ,146 ,199 ,200 ,203 ,204 ,205 ,207 ,208 ,209 ,210 ,211 ,212 ,215 ,216 ,241 ,243 ,245 ,246 ,247 ,248 ,249 ,250 ,251 ,252 ,253 ,258 ,259 ,291 ,292 ,293 ,301 ,302 ,303 ,307 ,308 ,314 ,322 ,330 ,331 ,332 ,333 ,334 ,375 ,376 ,380 ,430 ,431 ,443 ,446 ,518 ,521 ,560 ,569 ,575 ,589 ,590 ,591 ,592 ,593 ,594 ,597 ,623 ,626 ,659 ,660 ,661 ,690 ,714 ,716 ,717 ,721 ,722 ,723 ,732 ,735 ,879 ,880 ,881 ,882 ,883 ,884 ,885 ,886 ,887 ,889 ,890 ,891 ,892 ,898 ,903 ,904 ,932 ,936 ,974 ,975 ,978 ,993 ,994 ,995 ,1026 ,1027 ,1028 ,1030 ,1068 ,1069 ,1070 ,1072 ,1073 ,1074 ,1075 ,1077 ,1079 ,1080 ,1081 ,1121 ,1125 ,1126 ,1133 ,1134 ,1135 ,1136 ,1152 ,1153 ,1154 ,1155 ,1156 ,1158 ,1159 ,1160 ,1161 ,1225 ,1226 ,1232 ,1235 ,1238 ,1239 ,1255 ,1264 ,1265 ,1311 ,1315 ,1316 ,1319 ,1322 ,1323 ,1324 ,1325 ,1327 ,1328 ,1329 ,1330 ,1331 ,1332 ,1333 ,1334 ,1363 ,1365 ,1366 ,1367 ,1368 ,1370 ,1371 ,1372 ,1373 ,1374 ,1375 ,1376 ,1377 ,1378 ,1379 ,1382 ,1386 ,1387 ,1396 ,1407 ,1412 ,1418 ,1470 ,1471 ,1472 ,1473 ,1474 ,1475 ,1476 ,1477 ,1478 ,1479 ,1480 ,1481 ,1482 ,1517 ,1521 ,1626 ,1633 ,1636 ,1638 ,1639 ,1642 ,1643 ,1646 ,1649 ,1652 ,1653 ,1654 ,1655 ,1658 ,1661 ,1662 ,1663 ,1667 ,1668 ,1669 ,1670 ,1671 ,1672 ,1673 ,1678 ,1679 ,1680 ,1682 ,1683 ,1684 ,1685 ,1686 ,1687 ,1689 ,1695 ,1696 ,1697 ,1698 ,1699 ,1700 ,1705 ,1707 ,1708



# OE- Reference

OE- Manu.	Reference-No.	SM-No.	On Page
PORSCHE	955.105.115.10	915097-8	32 ,94 ,96 ,99 ,103 ,104 ,106 ,108 ,109 ,110 ,111 ,112 ,113 ,114 ,121 ,122 ,123 ,124 ,125 ,126 ,127 ,128 ,129 ,130 ,131 ,132 ,137 ,138 ,139 ,140 ,141 ,142 ,143 ,146 ,199 ,200 ,203 ,204 ,205 ,207 ,208 ,209 ,210 ,211 ,212 ,215 ,216 ,241 ,243 ,245 ,246 ,247 ,248 ,249 ,250 ,251 ,252 ,253 ,258 ,259 ,291 ,292 ,293 ,301 ,302 ,303 ,307 ,308 ,314 ,322 ,330 ,331 ,332 ,333 ,334 ,375 ,376 ,380 ,430 ,431 ,443 ,446 ,518 ,521 ,560 ,569 ,575 ,589 ,590 ,591 ,592 ,593 ,594 ,597 ,623 ,626 ,659 ,660 ,661 ,690 ,714 ,716 ,717 ,721 ,722 ,723 ,732 ,735 ,879 ,880 ,881 ,882 ,883 ,884 ,885 ,886 ,887 ,889 ,890 ,891 ,892 ,898 ,903 ,904 ,932 ,936 ,974 ,975 ,978 ,993 ,994 ,995 ,1026 ,1027 ,1028 ,1030 ,1068 ,1069 ,1070 ,1072 ,1073 ,1074 ,1075 ,1077 ,1079 ,1080 ,1081 ,1121 ,1125 ,1126 ,1133 ,1134 ,1135 ,1136 ,1152 ,1153 ,1154 ,1155 ,1156 ,1158 ,1159 ,1160 ,1161 ,1225 ,1226 ,1232 ,1235 ,1238 ,1239 ,1255 ,1264 ,1265 ,1311 ,1315 ,1316 ,1319 ,1322 ,1323 ,1324 ,1325 ,1327 ,1328 ,1329 ,1330 ,1331 ,1332 ,1333 ,1334 ,1363 ,1365 ,1366 ,1367 ,1368 ,1370 ,1371 ,1372 ,1373 ,1374 ,1375 ,1376 ,1377 ,1378 ,1379 ,1382 ,1386 ,1387 ,1396 ,1407 ,1412 ,1418 ,1470 ,1471 ,1472 ,1473 ,1474 ,1475 ,1476 ,1477 ,1478 ,1479 ,1480 ,1481 ,1482 ,1517 ,1521 ,1626 ,1633 ,1636 ,1638 ,1639 ,1642 ,1643 ,1646 ,1649 ,1652 ,1653 ,1654 ,1655 ,1658 ,1661 ,1662 ,1663 ,1667 ,1668 ,1669 ,1670 ,1671 ,1672 ,1673 ,1678 ,1679 ,1680 ,1682 ,1683 ,1684 ,1685 ,1686 ,1687 ,1689 ,1695 ,1696 ,1697 ,1698 ,1699 ,1700 ,1705 ,1707 ,1708
PORSCHE	955.105.675.00	915097-8	32 ,94 ,96 ,99 ,103 ,104 ,106 ,108 ,109 ,110 ,111 ,112 ,113 ,114 ,121 ,122 ,123 ,124 ,125 ,126 ,127 ,128 ,129 ,130 ,131 ,132 ,137 ,138 ,139 ,140 ,141 ,142 ,143 ,146 ,199 ,200 ,203 ,204 ,205 ,207 ,208 ,209 ,210 ,211 ,212 ,215 ,216 ,241 ,243 ,245 ,246 ,247 ,248 ,249 ,250 ,251 ,252 ,253 ,258 ,259 ,291 ,292 ,293 ,301 ,302 ,303 ,307 ,308 ,314 ,322 ,330 ,331 ,332 ,333 ,334 ,375 ,376 ,380 ,430 ,431 ,443 ,446 ,518 ,521 ,560 ,569 ,575 ,589 ,590 ,591 ,592 ,593 ,594 ,597 ,623 ,626 ,659 ,660 ,661 ,690 ,714 ,716 ,717 ,721 ,722 ,723 ,732 ,735 ,879 ,880 ,881 ,882 ,883 ,884 ,885 ,886 ,887 ,889 ,890 ,891 ,892 ,898 ,903 ,904 ,932 ,936 ,974 ,975 ,978 ,993 ,994 ,995 ,1026 ,1027 ,1028 ,1030 ,1068 ,1069 ,1070 ,1072 ,1073 ,1074 ,1075 ,1077 ,1079 ,1080 ,1081 ,1121 ,1125 ,1126 ,1133 ,1134 ,1135 ,1136 ,1152 ,1153 ,1154 ,1155 ,1156 ,1158 ,1159 ,1160 ,1161 ,1225 ,1226 ,1232 ,1235 ,1238 ,1239 ,1255 ,1264 ,1265 ,1311 ,1315 ,1316 ,1319 ,1322 ,1323 ,1324 ,1325 ,1327 ,1328 ,1329 ,1330 ,1331 ,1332 ,1333 ,1334 ,1363 ,1365 ,1366 ,1367 ,1368 ,1370 ,1371 ,1372 ,1373 ,1374 ,1375 ,1376 ,1377 ,1378 ,1379 ,1382 ,1386 ,1387 ,1396 ,1407 ,1412 ,1418 ,1470 ,1471 ,1472 ,1473 ,1474 ,1475 ,1476 ,1477 ,1478 ,1479 ,1480 ,1481 ,1482 ,1517 ,1521 ,1626 ,1633 ,1636 ,1638 ,1639 ,1642 ,1643 ,1646 ,1649 ,1652 ,1653 ,1654 ,1655 ,1658 ,1661 ,1662 ,1663 ,1667 ,1668 ,1669 ,1670 ,1671 ,1672 ,1673 ,1678 ,1679 ,1680 ,1682 ,1683 ,1684 ,1685 ,1686 ,1687 ,1689 ,1695 ,1696 ,1697 ,1698 ,1699 ,1700 ,1705 ,1707 ,1708
PORSCHE	955.105.675.10	915097-8	32 ,94 ,96 ,99 ,103 ,104 ,106 ,108 ,109 ,110 ,111 ,112 ,113 ,114 ,121 ,122 ,123 ,124 ,125 ,126 ,127 ,128 ,129 ,130 ,131 ,132 ,137 ,138 ,139 ,140 ,141 ,142 ,143 ,146 ,199 ,200 ,203 ,204 ,205 ,207 ,208 ,209 ,210 ,211 ,212 ,215 ,216 ,241 ,243 ,245 ,246 ,247 ,248 ,249 ,250 ,251 ,252 ,253 ,258 ,259 ,291 ,292 ,293 ,301 ,302 ,303 ,307 ,308 ,314 ,322 ,330 ,331 ,332 ,333 ,334 ,375 ,376 ,380 ,430 ,431 ,443 ,446 ,518 ,521 ,560 ,569 ,575 ,589 ,590 ,591 ,592 ,593 ,594 ,597 ,623 ,626 ,659 ,660 ,661 ,690 ,714 ,716 ,717 ,721 ,722 ,723 ,732 ,735 ,879 ,880 ,881 ,882 ,883 ,884 ,885 ,886 ,887 ,889 ,890 ,891 ,892 ,898 ,903 ,904 ,932 ,936 ,974 ,975 ,978 ,993 ,994 ,995 ,1026 ,1027 ,1028 ,1030 ,1068 ,1069 ,1070 ,1072 ,1073 ,1074 ,1075 ,1077 ,1079 ,1080 ,1081 ,1121 ,1125 ,1126 ,1133 ,1134 ,1135 ,1136 ,1152 ,1153 ,1154 ,1155 ,1156 ,1158 ,1159 ,1160 ,1161 ,1225 ,1226 ,1232 ,1235 ,1238 ,1239 ,1255 ,1264 ,1265 ,1311 ,1315 ,1316 ,1319 ,1322 ,1323 ,1324 ,1325 ,1327 ,1328 ,1329 ,1330 ,1331 ,1332 ,1333 ,1334 ,1363 ,1365 ,1366 ,1367 ,1368 ,1370 ,1371 ,1372 ,1373 ,1374 ,1375 ,1376 ,1377 ,1378 ,1379 ,1382 ,1386 ,1387 ,1396 ,1407 ,1412 ,1418 ,1470 ,1471 ,1472 ,1473 ,1474 ,1475 ,1476 ,1477 ,1478 ,1479 ,1480 ,1481 ,1482 ,1517 ,1521 ,1626 ,1633 ,1636 ,1638 ,1639 ,1642 ,1643 ,1646 ,1649 ,1652 ,1653 ,1654 ,1655 ,1658 ,1661 ,1662 ,1663 ,1667 ,1668 ,1669 ,1670 ,1671 ,1672 ,1673 ,1678 ,1679 ,1680 ,1682 ,1683 ,1684 ,1685 ,1686 ,1687 ,1689 ,1695 ,1696 ,1697 ,1698 ,1699 ,1700 ,1705 ,1707 ,1708
PORSCHE	964.104.321.00	884406-6	1159 to 1160
PORSCHE	964.105.409.05	854413-6	1157 to 1159
PORSCHE	964.105.409.06	854413-6	1157 to 1159
PORSCHE	964.105.409.08	854413-6	1157 to 1159
PORSCHE	993.105.405.02	854427-6	1160
PORSCHE	993.105.409.02	854429-6	1160
PORSCHE	993.105.409.42	854449-6	1161
PORSCHE	993.105.419.01	864430-6	1160
PORSCHE	993.105.419.06	864428-6	1160
PORSCHE	993.105.419.43	864450-6	1161
PORSCHE	993.105.419.52	864452-6	1160
PORSCHE	99310411101	912801-8	94 ,95 ,96 ,97 ,98 ,99 ,100 ,104 ,105 ,106 ,107 ,108 ,113 ,115 ,116 ,117 ,118 ,119 ,120 ,121 ,125 ,126 ,138 ,139 ,140 ,202 ,209 ,210 ,211 ,322 ,425 ,428 ,429 ,430 ,431 ,433 ,434 ,438 ,439 ,441 ,443 ,512 ,514 ,518 ,519 ,521 ,552 ,553 ,554 ,591 ,597 ,696 ,697 ,708 ,709 ,712 ,1028 ,1076 ,1264 ,1314 ,1315 ,1316 ,1317 ,1319 ,1320 ,1323 ,1325 ,1326 ,1330 ,1331 ,1332 ,1334 ,1369 ,1413 ,1477 ,1513 ,1517 ,1626 ,1629 ,1630 ,1631 ,1632 ,1633 ,1634 ,1635 ,1636 ,1637 ,1638 ,1639 ,1640 ,1641 ,1642 ,1643 ,1644 ,1646 ,1647 ,1649 ,1650 ,1653 ,1654 ,1656 ,1657 ,1658 ,1659 ,1660 ,1661 ,1663 ,1664 ,1665 ,1666 ,1667 ,1668 ,1669 ,1671 ,1673 ,1674 ,1675 ,1676 ,1677 ,1678 ,1680 ,1684 ,1695 ,1696 ,1697 ,1706 ,1714 ,1715



# OE- Reference



OE- Manu.	Reference-No.	SM-No.	On Page
PORSCHE	99310411101	912801-8	94 ,95 ,96 ,97 ,98 ,99 ,100 ,104 ,105 ,106 ,107 ,108 ,113 ,115 ,116 ,117 ,118 ,119 ,120 ,121 ,125 ,126 ,138 ,139 ,140 ,202 ,209 ,210 ,211 ,322 ,425 ,428 ,429 ,430 ,431 ,433 ,434 ,438 ,439 ,441 ,443 ,512 ,514 ,518 ,519 ,521 ,552 ,553 ,554 ,591 ,597 ,696 ,697 ,708 ,709 ,712 ,1028 ,1076 ,1264 ,1314 ,1315 ,1316 ,1317 ,1319 ,1320 ,1323 ,1325 ,1326 ,1330 ,1331 ,1332 ,1334 ,1369 ,1413 ,1477 ,1513 ,1517 ,1626 ,1629 ,1630 ,1631 ,1632 ,1633 ,1634 ,1635 ,1636 ,1637 ,1638 ,1639 ,1640 ,1641 ,1642 ,1643 ,1644 ,1646 ,1647 ,1649 ,1650 ,1653 ,1654 ,1656 ,1657 ,1658 ,1659 ,1660 ,1661 ,1663 ,1664 ,1665 ,1666 ,1667 ,1668 ,1669 ,1671 ,1673 ,1674 ,1675 ,1676 ,1677 ,1678 ,1680 ,1684 ,1695 ,1696 ,1697 ,1706 ,1714 ,1715
PORSCHE	99310540902	854429-6	1160
PORSCHE	99310541901	864430-6 M-8	1160
PORSCHE	996.105.111.02	854437-6	1154
PORSCHE	996.105.111.52	854415-6	1155
PORSCHE	996.105.111.72	854455-6	1160
PORSCHE	996.105.113.04	864438-6	1154 ,1161
PORSCHE	996.105.113.72	864456-6	1160
PORSCHE	996.105.115.52	915097-8	32 ,94 ,96 ,99 ,103 ,104 ,106 ,108 ,109 ,110 ,111 ,112 ,113 ,114 ,121 ,122 ,123 ,124 ,125 ,126 ,127 ,128 ,129 ,130 ,131 ,132 ,137 ,138 ,139 ,140 ,141 ,142 ,143 ,146 ,199 ,200 ,203 ,204 ,205 ,207 ,208 ,209 ,210 ,211 ,212 ,215 ,216 ,241 ,243 ,245 ,246 ,247 ,248 ,249 ,250 ,251 ,252 ,253 ,258 ,259 ,291 ,292 ,293 ,301 ,302 ,303 ,307 ,308 ,314 ,322 ,330 ,331 ,332 ,333 ,334 ,375 ,376 ,380 ,430 ,431 ,443 ,446 ,518 ,521 ,560 ,569 ,575 ,589 ,590 ,591 ,592 ,593 ,594 ,597 ,623 ,626 ,659 ,660 ,661 ,690 ,714 ,716 ,717 ,721 ,722 ,723 ,732 ,735 ,879 ,880 ,881 ,882 ,883 ,884 ,885 ,886 ,887 ,889 ,890 ,891 ,892 ,898 ,903 ,904 ,932 ,936 ,974 ,975 ,978 ,993 ,994 ,995 ,1026 ,1027 ,1028 ,1030 ,1068 ,1069 ,1070 ,1072 ,1073 ,1074 ,1075 ,1077 ,1079 ,1080 ,1081 ,1121 ,1125 ,1126 ,1133 ,1134 ,1135 ,1136 ,1152 ,1153 ,1154 ,1155 ,1156 ,1158 ,1159 ,1160 ,1161 ,1225 ,1226 ,1232 ,1235 ,1238 ,1239 ,1255 ,1264 ,1265 ,1311 ,1315 ,1316 ,1319 ,1322 ,1323 ,1324 ,1325 ,1327 ,1328 ,1329 ,1330 ,1331 ,1332 ,1333 ,1334 ,1363 ,1365 ,1366 ,1367 ,1368 ,1370 ,1371 ,1372 ,1373 ,1374 ,1375 ,1376 ,1377 ,1378 ,1379 ,1382 ,1386 ,1387 ,1396 ,1407 ,1412 ,1418 ,1470 ,1471 ,1472 ,1473 ,1474 ,1475 ,1476 ,1477 ,1478 ,1479 ,1480 ,1481 ,1482 ,1517 ,1521 ,1626 ,1633 ,1636 ,1638 ,1639 ,1642 ,1643 ,1646 ,1649 ,1652 ,1653 ,1654 ,1655 ,1658 ,1661 ,1662 ,1663 ,1667 ,1668 ,1669 ,1670 ,1671 ,1672 ,1673 ,1678 ,1679 ,1680 ,1682 ,1683 ,1684 ,1685 ,1686 ,1687 ,1689 ,1695 ,1696 ,1697 ,1698 ,1699 ,1700 ,1705 ,1707 ,1708
PORSCHE	996.105.247.00	864439-6	1156
PORSCHE	99610527303	864446-6	1158
PORSCHE	99610527304	864446-6	1158

RENAULT	0710941000	883820-4	321 ,341 ,1222 ,1223 ,1224 ,1225 ,1226 ,1512
RENAULT	110417781R	483801-1	322 ,1026 ,1225 ,1412
RENAULT	132010370R	853873-4	430 ,641 ,880 ,993 ,1027 ,1028 ,1073 ,1074 ,1232 ,1475 ,1476
RENAULT	132013562R	853879-4	321 ,879 ,1025 ,1223 ,1387
RENAULT	132017322R	853879-4	321 ,879 ,1025 ,1223 ,1387
RENAULT	132017444R	853873-4	430 ,641 ,880 ,993 ,1027 ,1028 ,1073 ,1074 ,1232 ,1475 ,1476
RENAULT	132024894R	863874-4	430 ,880 ,1028 ,1073 ,1232 ,1475
RENAULT	132025379R	863880-4	321 ,322 ,623 ,697 ,879 ,1025 ,1027 ,1028 ,1076 ,1222 ,1223 ,1224 ,1226 ,1233 ,1387 ,1477
RENAULT	132027223R	863880-4	321 ,322 ,623 ,697 ,879 ,1025 ,1027 ,1028 ,1076 ,1222 ,1223 ,1224 ,1226 ,1233 ,1387 ,1477
RENAULT	132027372R	863874-4	430 ,880 ,1028 ,1073 ,1232 ,1475
RENAULT	312891-3	883820-4	321 ,341 ,1222 ,1223 ,1224 ,1225 ,1226 ,1512
RENAULT	3142A051	863603-6	1247
RENAULT	3267437	863809-4	321 ,1222 ,1223 ,1224 ,1225 ,1226 ,1512
RENAULT	32674376	863809-4	321 ,1222 ,1223 ,1224 ,1225 ,1226 ,1512
RENAULT	3342278-3	853827-4	1233 ,1514
RENAULT	5000045728	883132-6	750
RENAULT	5010450590	863856-6	726 ,1241 ,1248
RENAULT	6001004967	863809-4	321 ,1222 ,1223 ,1224 ,1225 ,1226 ,1512
RENAULT	6001548030	853825-4	323 ,732 ,735 ,1025 ,1027 ,1224 ,1225 ,1226 ,1227
RENAULT	601545362	903805-1	323 ,324 ,784 ,993 ,1073 ,1074 ,1227 ,1228 ,1229 ,1230 ,1231 ,1232 ,1413 ,1475 ,1514
RENAULT	701469369	853843-4	324 ,1228 ,1229 ,1230 ,1231 ,1514
RENAULT	7403099100	905116-1	1250 ,1535 ,1536
RENAULT	7420732758	875164-6	1242 ,1533 ,1545
RENAULT	7420789674	883868-6	356 ,357 ,360 ,361 ,367 ,369 ,390 ,1249 ,1528



# OE- Reference

OE- Manu.	Reference-No.	SM-No.	On Page
RENAULT	7420789674	883868-6	356 ,357 ,360 ,361 ,367 ,369 ,390 ,1249 ,1528
RENAULT	7421705499	883868-6	356 ,357 ,360 ,361 ,367 ,369 ,390 ,1249 ,1528
RENAULT	7438610007	855135-5	1236 ,1515 ,1516 ,1518 ,1519 ,1520 ,1521
RENAULT	7439146603	915001-8	22 ,23 ,24 ,25 ,26 ,27 ,96 ,99 ,100 ,101 ,102 ,103 ,104 ,107 ,108 ,110 ,111 ,118 ,119 ,120 ,121 ,122 ,128 ,129 ,138 ,140 ,142 ,199 ,200 ,202 ,203 ,204 ,206 ,207 ,208 ,210 ,211 ,212 ,286 ,287 ,289 ,290 ,292 ,293 ,295 ,302 ,303 ,304 ,307 ,321 ,323 ,341 ,424 ,425 ,426 ,427 ,428 ,430 ,431 ,432 ,433 ,435 ,439 ,443 ,444 ,514 ,515 ,516 ,518 ,519 ,530 ,553 ,563 ,623 ,659 ,697 ,706 ,707 ,708 ,709 ,710 ,712 ,713 ,715 ,716 ,717 ,732 ,735 ,784 ,881 ,993 ,994 ,1025 ,1026 ,1027 ,1073 ,1119 ,1120 ,1121 ,1123 ,1124 ,1125 ,1126 ,1128 ,1130 ,1136 ,1137 ,1158 ,1159 ,1161 ,1224 ,1225 ,1227 ,1232 ,1233 ,1235 ,1236 ,1238 ,1239 ,1255 ,1266 ,1267 ,1311 ,1312 ,1313 ,1314 ,1315 ,1317 ,1318 ,1319 ,1320 ,1321 ,1322 ,1323 ,1325 ,1326 ,1327 ,1328 ,1331 ,1332 ,1333 ,1334 ,1363 ,1365 ,1367 ,1368 ,1369 ,1370 ,1371 ,1372 ,1374 ,1377 ,1378 ,1382 ,1413 ,1475 ,1514 ,1523 ,1524 ,1626 ,1627 ,1629 ,1630 ,1631 ,1632 ,1633 ,1635 ,1637 ,1638 ,1643 ,1644 ,1645 ,1646 ,1647 ,1648 ,1649 ,1650 ,1651 ,1652 ,1654 ,1660 ,1661 ,1663 ,1664 ,1665 ,1666 ,1667 ,1668 ,1669 ,1670 ,1671 ,1676 ,1677 ,1678 ,1679 ,1680 ,1681 ,1682 ,1683 ,1695 ,1696 ,1697 ,1698 ,1699 ,1700 ,1705 ,1706 ,1707 ,1708 ,1714
RENAULT	7700104839	915001-8	22 ,23 ,24 ,25 ,26 ,27 ,96 ,99 ,100 ,101 ,102 ,103 ,104 ,107 ,108 ,110 ,111 ,118 ,119 ,120 ,121 ,122 ,128 ,129 ,138 ,140 ,142 ,199 ,200 ,202 ,203 ,204 ,206 ,207 ,208 ,210 ,211 ,212 ,286 ,287 ,289 ,290 ,292 ,293 ,295 ,302 ,303 ,304 ,307 ,321 ,323 ,341 ,424 ,425 ,426 ,427 ,428 ,430 ,431 ,432 ,433 ,435 ,439 ,443 ,444 ,514 ,515 ,516 ,518 ,519 ,530 ,553 ,563 ,623 ,659 ,697 ,706 ,707 ,708 ,709 ,710 ,712 ,713 ,715 ,716 ,717 ,732 ,735 ,784 ,881 ,993 ,994 ,1025 ,1026 ,1027 ,1073 ,1119 ,1120 ,1121 ,1123 ,1124 ,1125 ,1126 ,1128 ,1130 ,1136 ,1137 ,1158 ,1159 ,1161 ,1224 ,1225 ,1227 ,1232 ,1233 ,1235 ,1236 ,1238 ,1239 ,1255 ,1266 ,1267 ,1311 ,1312 ,1313 ,1314 ,1315 ,1317 ,1318 ,1319 ,1320 ,1321 ,1322 ,1323 ,1325 ,1326 ,1327 ,1328 ,1331 ,1332 ,1333 ,1334 ,1363 ,1365 ,1367 ,1368 ,1369 ,1370 ,1371 ,1372 ,1374 ,1377 ,1378 ,1382 ,1413 ,1475 ,1514 ,1523 ,1524 ,1626 ,1627 ,1629 ,1630 ,1631 ,1632 ,1633 ,1635 ,1637 ,1638 ,1643 ,1644 ,1645 ,1646 ,1647 ,1648 ,1649 ,1650 ,1651 ,1652 ,1654 ,1660 ,1661 ,1663 ,1664 ,1665 ,1666 ,1667 ,1668 ,1669 ,1670 ,1671 ,1676 ,1677 ,1678 ,1679 ,1680 ,1681 ,1682 ,1683 ,1695 ,1696 ,1697 ,1698 ,1699 ,1700 ,1705 ,1706 ,1707 ,1708 ,1714
RENAULT	7700107555	973802-8	322 ,323 ,735 ,1027 ,1028 ,1076 ,1226 ,1227 ,1233 ,1234 ,1235 ,1236 ,1477
RENAULT	7700107602	853849-4	322 ,323 ,1027 ,1226 ,1227 ,1234
RENAULT	7700108024	903805-1	323 ,324 ,784 ,993 ,1073 ,1074 ,1227 ,1228 ,1229 ,1230 ,1231 ,1232 ,1413 ,1475 ,1514
RENAULT	7700108170	903805-1	323 ,324 ,784 ,993 ,1073 ,1074 ,1227 ,1228 ,1229 ,1230 ,1231 ,1232 ,1413 ,1475 ,1514
RENAULT	7700109840	915097-8	32 ,94 ,96 ,99 ,103 ,104 ,106 ,108 ,109 ,110 ,111 ,112 ,113 ,114 ,121 ,122 ,123 ,124 ,125 ,126 ,127 ,128 ,129 ,130 ,131 ,132 ,137 ,138 ,139 ,140 ,141 ,142 ,143 ,146 ,199 ,200 ,203 ,204 ,205 ,207 ,208 ,209 ,210 ,211 ,212 ,215 ,216 ,241 ,243 ,245 ,246 ,247 ,248 ,249 ,250 ,251 ,252 ,253 ,258 ,259 ,291 ,292 ,293 ,301 ,302 ,303 ,307 ,308 ,314 ,322 ,330 ,331 ,332 ,333 ,334 ,375 ,376 ,380 ,430 ,431 ,443 ,446 ,518 ,521 ,560 ,569 ,575 ,589 ,590 ,591 ,592 ,593 ,594 ,597 ,623 ,626 ,659 ,660 ,661 ,690 ,714 ,716 ,717 ,721 ,722 ,723 ,732 ,735 ,879 ,880 ,881 ,882 ,883 ,884 ,885 ,886 ,887 ,889 ,890 ,891 ,892 ,898 ,903 ,904 ,932 ,936 ,974 ,975 ,978 ,993 ,994 ,995 ,1026 ,1027 ,1028 ,1030 ,1068 ,1069 ,1070 ,1072 ,1073 ,1074 ,1075 ,1077 ,1079 ,1080 ,1081 ,1121 ,1125 ,1126 ,1133 ,1134 ,1135 ,1136 ,1152 ,1153 ,1154 ,1155 ,1156 ,1158 ,1159 ,1160 ,1161 ,1225 ,1226 ,1232 ,1235 ,1238 ,1239 ,1255 ,1264 ,1265 ,1311 ,1315 ,1316 ,1319 ,1322 ,1323 ,1324 ,1325 ,1327 ,1328 ,1329 ,1330 ,1331 ,1332 ,1333 ,1334 ,1363 ,1365 ,1366 ,1367 ,1368 ,1370 ,1371 ,1372 ,1373 ,1374 ,1375 ,1376 ,1377 ,1378 ,1379 ,1382 ,1386 ,1387 ,1396 ,1407 ,1412 ,1418 ,1470 ,1471 ,1472 ,1473 ,1474 ,1475 ,1476 ,1477 ,1478 ,1479 ,1480 ,1481 ,1482 ,1517 ,1521 ,1626 ,1633 ,1636 ,1638 ,1639 ,1642 ,1643 ,1646 ,1649 ,1652 ,1653 ,1654 ,1655 ,1658 ,1661 ,1662 ,1663 ,1667 ,1668 ,1669 ,1670 ,1671 ,1672 ,1673 ,1678 ,1679 ,1680 ,1682 ,1683 ,1684 ,1685 ,1686 ,1687 ,1689 ,1695 ,1696 ,1697 ,1698 ,1699 ,1700 ,1705 ,1707 ,1708
RENAULT	7700110386	853803-4	993 ,1027 ,1073 ,1232 ,1475 ,1514
RENAULT	7700110387	853803-4	993 ,1027 ,1073 ,1232 ,1475 ,1514
RENAULT	7700110388	863804-4	993 ,1027 ,1073 ,1232 ,1475 ,1514
RENAULT	7700110389	863804-4	993 ,1027 ,1073 ,1232 ,1475 ,1514
RENAULT	7700112412	863803-4	1234
RENAULT	7700112413	853808-4	1234
RENAULT	7700273371	853825-4	323 ,732 ,735 ,1025 ,1027 ,1224 ,1225 ,1226 ,1227
RENAULT	7700273373	853825-4	323 ,732 ,735 ,1025 ,1027 ,1224 ,1225 ,1226 ,1227
RENAULT	7700638247	863809-4	321 ,1222 ,1223 ,1224 ,1225 ,1226 ,1512
RENAULT	7700663545	853816-4	259 ,297 ,659 ,698 ,1128 ,1130 ,1238 ,1413 ,1418
RENAULT	7700666112	863809-4	321 ,1222 ,1223 ,1224 ,1225 ,1226 ,1512
RENAULT	7700677772	863809-4	321 ,1222 ,1223 ,1224 ,1225 ,1226 ,1512
RENAULT	7700692312	853816-4	259 ,297 ,659 ,698 ,1128 ,1130 ,1238 ,1413 ,1418
RENAULT	7700696117	863823-4	322 ,324 ,1226 ,1228 ,1229 ,1230 ,1231 ,1232 ,1514
RENAULT	7700702871	853841-4	1226 ,1227 ,1228 ,1229 ,1230 ,1231 ,1513 ,1514



# OE- Reference



OE- Manu.	Reference-No.	SM-No.	On Page
RENAULT	7700702871	853841-4	1226 ,1227 ,1228 ,1229 ,1230 ,1231 ,1513 ,1514
RENAULT	7700713788	853827-4	1233 ,1514
RENAULT	7700725145	K-7	152 ,242 ,244 ,246 ,249 ,250 ,254 ,286 ,288 ,289 ,290 ,292 ,307 ,321 ,323 ,332 ,333 ,341 ,516 ,589 ,590 ,592 ,593 ,623 ,626 ,732 ,735 ,784 ,993 ,1025 ,1027 ,1064 ,1068 ,1069 ,1070 ,1071 ,1073 ,1077 ,1078 ,1079 ,1082 ,1119 ,1120 ,1121 ,1123 ,1124 ,1125 ,1222 ,1223 ,1224 ,1225 ,1226 ,1227 ,1232 ,1233 ,1235 ,1236 ,1255 ,1418 ,1467 ,1470 ,1471 ,1472 ,1473 ,1474 ,1475 ,1479 ,1480 ,1483
RENAULT	7700736465	915001-8	22 ,23 ,24 ,25 ,26 ,27 ,96 ,99 ,100 ,101 ,102 ,103 ,104 ,107 ,108 ,110 ,111 ,118 ,119 ,120 ,121 ,122 ,128 ,129 ,138 ,140 ,142 ,199 ,200 ,202 ,203 ,204 ,206 ,207 ,208 ,210 ,211 ,212 ,286 ,287 ,289 ,290 ,292 ,293 ,295 ,302 ,303 ,304 ,307 ,321 ,323 ,341 ,424 ,425 ,426 ,427 ,428 ,430 ,431 ,432 ,433 ,435 ,439 ,443 ,444 ,514 ,515 ,516 ,518 ,519 ,530 ,553 ,563 ,623 ,659 ,697 ,706 ,707 ,708 ,709 ,710 ,712 ,713 ,715 ,716 ,717 ,732 ,735 ,784 ,881 ,993 ,994 ,1025 ,1026 ,1027 ,1073 ,1119 ,1120 ,1121 ,1123 ,1124 ,1125 ,1126 ,1128 ,1130 ,1136 ,1137 ,1158 ,1159 ,1161 ,1224 ,1225 ,1227 ,1232 ,1233 ,1235 ,1236 ,1238 ,1239 ,1255 ,1266 ,1267 ,1311 ,1312 ,1313 ,1314 ,1315 ,1317 ,1318 ,1319 ,1320 ,1321 ,1322 ,1323 ,1325 ,1326 ,1327 ,1328 ,1331 ,1332 ,1333 ,1334 ,1363 ,1365 ,1367 ,1368 ,1369 ,1370 ,1371 ,1372 ,1374 ,1377 ,1378 ,1382 ,1413 ,1475 ,1514 ,1523 ,1524 ,1626 ,1627 ,1629 ,1630 ,1631 ,1632 ,1633 ,1635 ,1637 ,1638 ,1643 ,1644 ,1645 ,1646 ,1647 ,1648 ,1649 ,1650 ,1651 ,1652 ,1654 ,1660 ,1661 ,1663 ,1664 ,1665 ,1666 ,1667 ,1668 ,1669 ,1670 ,1671 ,1676 ,1677 ,1678 ,1679 ,1680 ,1681 ,1682 ,1683 ,1695 ,1696 ,1697 ,1698 ,1699 ,1700 ,1705 ,1706 ,1707 ,1708 ,1714
RENAULT	7700738494	853841-4	1226 ,1227 ,1228 ,1229 ,1230 ,1231 ,1513 ,1514
RENAULT	7700745725	903803-1	784 ,1228 ,1229 ,1230 ,1231 ,1232 ,1413
RENAULT	7700853390	853825-4	323 ,732 ,735 ,1025 ,1027 ,1224 ,1225 ,1226 ,1227
RENAULT	7700858606	973715-8	299 ,302 ,304 ,341 ,440 ,715 ,1132 ,1135 ,1137 ,1238
RENAULT	7700859086	883803-4	993 ,1027 ,1073 ,1232 ,1475 ,1514
RENAULT	7700859517	853845-4	1238
RENAULT	7700860266	903805-1	323 ,324 ,784 ,993 ,1073 ,1074 ,1227 ,1228 ,1229 ,1230 ,1231 ,1232 ,1413 ,1475 ,1514
RENAULT	7700862480	863801-4	1025 ,1223
RENAULT	7700865832	863826-4	323 ,732 ,735 ,1025 ,1027 ,1224 ,1225 ,1226 ,1227
RENAULT	7700865934	863826-4	323 ,732 ,735 ,1025 ,1027 ,1224 ,1225 ,1226 ,1227
RENAULT	7700866151	974001-8	22 ,23 ,24 ,429 ,431 ,432 ,435 ,443 ,709 ,710 ,712 ,715 ,716 ,1225 ,1233 ,1235 ,1236 ,1265 ,1266 ,1267
RENAULT	7701030863	852052-4	26 ,149 ,304 ,444 ,445 ,446 ,528 ,640 ,641 ,642 ,716 ,717 ,1003 ,1082 ,1137 ,1138 ,1239 ,1240 ,1247 ,1270 ,1334 ,1482 ,1483
RENAULT	7701039399	903803-1	784 ,1228 ,1229 ,1230 ,1231 ,1232 ,1413
RENAULT	7701062312	973801-8	21 ,22 ,24 ,259 ,286 ,287 ,288 ,290 ,294 ,298 ,300 ,301 ,334 ,383 ,429 ,431 ,432 ,435 ,436 ,440 ,441 ,505 ,506 ,507 ,509 ,510 ,527 ,597 ,612 ,655 ,659 ,678 ,684 ,709 ,711 ,712 ,714 ,721 ,722 ,732 ,793 ,880 ,883 ,884 ,887 ,892 ,903 ,904 ,932 ,974 ,975 ,978 ,987 ,995 ,1028 ,1029 ,1067 ,1077 ,1078 ,1119 ,1120 ,1121 ,1122 ,1127 ,1131 ,1133 ,1134 ,1236 ,1237 ,1386 ,1387 ,1396 ,1412 ,1413 ,1414 ,1415 ,1431 ,1469 ,1478 ,1479 ,1512
RENAULT	7701458792	853819-4	1226
RENAULT	7701458793	863820-4	
RENAULT	7701460690	863809-4	321 ,1222 ,1223 ,1224 ,1225 ,1226 ,1512
RENAULT	7701461214	863809-4	321 ,1222 ,1223 ,1224 ,1225 ,1226 ,1512
RENAULT	7701461338	853816-4	259 ,297 ,659 ,698 ,1128 ,1130 ,1238 ,1413 ,1418
RENAULT	7701461802	863809-4	321 ,1222 ,1223 ,1224 ,1225 ,1226 ,1512
RENAULT	7701462232	853816-4	259 ,297 ,659 ,698 ,1128 ,1130 ,1238 ,1413 ,1418
RENAULT	7701462678	852052-4	26 ,149 ,304 ,444 ,445 ,446 ,528 ,640 ,641 ,642 ,716 ,717 ,1003 ,1082 ,1137 ,1138 ,1239 ,1240 ,1247 ,1270 ,1334 ,1482 ,1483
RENAULT	7701462813	853841-4	1226 ,1227 ,1228 ,1229 ,1230 ,1231 ,1513 ,1514
RENAULT	7701462814	863823-4	322 ,324 ,1226 ,1228 ,1229 ,1230 ,1231 ,1232 ,1514
RENAULT	7701463081	853827-4	1233 ,1514
RENAULT	7701463181	863809-4	321 ,1222 ,1223 ,1224 ,1225 ,1226 ,1512
RENAULT	7701463603	852052-4	26 ,149 ,304 ,444 ,445 ,446 ,528 ,640 ,641 ,642 ,716 ,717 ,1003 ,1082 ,1137 ,1138 ,1239 ,1240 ,1247 ,1270 ,1334 ,1482 ,1483
RENAULT	7701465088	853825-4	323 ,732 ,735 ,1025 ,1027 ,1224 ,1225 ,1226 ,1227
RENAULT	7701465090	863826-4	323 ,732 ,735 ,1025 ,1027 ,1224 ,1225 ,1226 ,1227
RENAULT	7701465107	853841-4	1226 ,1227 ,1228 ,1229 ,1230 ,1231 ,1513 ,1514
RENAULT	7701466606	853823-4	1234 ,1517
RENAULT	7701466607	863824-4	1234
RENAULT	7701467250	852052-4	26 ,149 ,304 ,444 ,445 ,446 ,528 ,640 ,641 ,642 ,716 ,717 ,1003 ,1082 ,1137 ,1138 ,1239 ,1240 ,1247 ,1270 ,1334 ,1482 ,1483
RENAULT	7701468014	483802-1	1228 ,1230 ,1231



# OE- Reference

OE- Manu.	Reference-No.	SM-No.	On Page
RENAULT	7701468014	483802-1	1228 ,1230 ,1231
RENAULT	7701468035	853843-4	324 ,1228 ,1229 ,1230 ,1231 ,1514
RENAULT	7701468169	853845-4	1238
RENAULT	7701468190	853814-4	323 ,1073 ,1227 ,1228 ,1229 ,1230 ,1475
RENAULT	7701468419	863826-4	323 ,732 ,735 ,1025 ,1027 ,1224 ,1225 ,1226 ,1227
RENAULT	7701468960	853808-4	1234
RENAULT	7701468961	863803-4	1234
RENAULT	7701469266	853800-4	1025 ,1223
RENAULT	7701469269	863801-4	1025 ,1223
RENAULT	7701469369	853814-4	323 ,1073 ,1227 ,1228 ,1229 ,1230 ,1475
RENAULT	7701469373	863878-4	323 ,1073 ,1227 ,1228 ,1229 ,1230 ,1475
RENAULT	7701469684	853845-4	1238
RENAULT	7701471013	483803-1	1073 ,1227 ,1228 ,1229 ,1232 ,1475
RENAULT	7701471279	853863-4	1028 ,1076 ,1233 ,1234 ,1235 ,1477
RENAULT	7701471280	863864-4	1028 ,1076 ,1233 ,1234 ,1235 ,1477
RENAULT	7701471378	853849-4	322 ,323 ,1027 ,1226 ,1227 ,1234
RENAULT	7701471379	863850-4	322 ,323 ,1027 ,1226 ,1227
RENAULT	7701471702	853803-4	993 ,1027 ,1073 ,1232 ,1475 ,1514
RENAULT	7701471703	863804-4	993 ,1027 ,1073 ,1232 ,1475 ,1514
RENAULT	7701471704	853814-4	323 ,1073 ,1227 ,1228 ,1229 ,1230 ,1475
RENAULT	7701471705	863878-4	323 ,1073 ,1227 ,1228 ,1229 ,1230 ,1475
RENAULT	7701471712	863803-4	1234
RENAULT	7701471713	853808-4	1234
RENAULT	7701472124	853849-4	322 ,323 ,1027 ,1226 ,1227 ,1234
RENAULT	7701472669	853801-4	1030 ,1080 ,1081 ,1238 ,1239 ,1481 ,1482
RENAULT	7701472670	863802-4	1030 ,1080 ,1081 ,1238 ,1239 ,1481 ,1482
RENAULT	7701472986	853871-4	321 ,1025 ,1222
RENAULT	7701473004	863872-4	321 ,1025 ,1222
RENAULT	7701473101	863864-4	1028 ,1076 ,1233 ,1234 ,1235 ,1477
RENAULT	7701473181	483801-1	322 ,1026 ,1225 ,1412
RENAULT	7701473183	863868-4	322 ,732 ,735 ,880 ,1026 ,1225 ,1412
RENAULT	7701473184	853867-4	322 ,732 ,735 ,880 ,1026 ,1225 ,1226 ,1412
RENAULT	7701473354	863850-4	322 ,323 ,1027 ,1226 ,1227
RENAULT	7701473355	863850-4	322 ,323 ,1027 ,1226 ,1227
RENAULT	7701474286	863864-4	1028 ,1076 ,1233 ,1234 ,1235 ,1477
RENAULT	7701474287	853863-4	1028 ,1076 ,1233 ,1234 ,1235 ,1477
RENAULT	7701475496	483801-1	322 ,1026 ,1225 ,1412
RENAULT	7701476024	853803-4	993 ,1027 ,1073 ,1232 ,1475 ,1514
RENAULT	7701476025	863804-4	993 ,1027 ,1073 ,1232 ,1475 ,1514
RENAULT	7701476256	863804-4	993 ,1027 ,1073 ,1232 ,1475 ,1514
RENAULT	7701476572	863868-4	322 ,732 ,735 ,880 ,1026 ,1225 ,1412
RENAULT	7701476573	853867-4	322 ,732 ,735 ,880 ,1026 ,1225 ,1226 ,1412
RENAULT	7701476595	863810-4	1029 ,1077 ,1078 ,1079 ,1236 ,1237 ,1238 ,1478 ,1479 ,1480
RENAULT	7701476596	853809-4	1029 ,1077 ,1078 ,1079 ,1236 ,1237 ,1238 ,1478 ,1479 ,1480
RENAULT	7701478130	863864-4	1028 ,1076 ,1233 ,1234 ,1235 ,1477
RENAULT	7701478460	483803-1	1073 ,1227 ,1228 ,1229 ,1232 ,1475
RENAULT	7711134641	483803-1	1073 ,1227 ,1228 ,1229 ,1232 ,1475
RENAULT	7711134922	483801-1	322 ,1026 ,1225 ,1412
RENAULT	7711368134	483801-1	322 ,1026 ,1225 ,1412
RENAULT	7711497299	483803-1	1073 ,1227 ,1228 ,1229 ,1232 ,1475
RENAULT	8200188391	903805-1	323 ,324 ,784 ,993 ,1073 ,1074 ,1227 ,1228 ,1229 ,1230 ,1231 ,1232 ,1413 ,1475 ,1514

# OE- Reference



OE- Manu.	Reference-No.	SM-No.	On Page
RENAULT	8200188391	903805-1	323 ,324 ,784 ,993 ,1073 ,1074 ,1227 ,1228 ,1229 ,1230 ,1231 ,1232 ,1413 ,1475 ,1514
RENAULT	8200234651	915001-8	22 ,23 ,24 ,25 ,26 ,27 ,96 ,99 ,100 ,101 ,102 ,103 ,104 ,107 ,108 ,110 ,111 ,118 ,119 ,120 ,121 ,122 ,128 ,129 ,138 ,140 ,142 ,199 ,200 ,202 ,203 ,204 ,206 ,207 ,208 ,210 ,211 ,212 ,286 ,287 ,289 ,290 ,292 ,293 ,295 ,302 ,303 ,304 ,307 ,321 ,323 ,341 ,424 ,425 ,426 ,427 ,428 ,430 ,431 ,432 ,433 ,435 ,439 ,443 ,444 ,514 ,515 ,516 ,518 ,519 ,530 ,553 ,563 ,623 ,659 ,697 ,706 ,707 ,708 ,709 ,710 ,712 ,713 ,715 ,716 ,717 ,732 ,735 ,784 ,881 ,993 ,994 ,1025 ,1026 ,1027 ,1073 ,1119 ,1120 ,1121 ,1123 ,1124 ,1125 ,1126 ,1128 ,1130 ,1136 ,1137 ,1158 ,1159 ,1161 ,1224 ,1225 ,1227 ,1232 ,1233 ,1235 ,1236 ,1238 ,1239 ,1255 ,1266 ,1267 ,1311 ,1312 ,1313 ,1314 ,1315 ,1317 ,1318 ,1319 ,1320 ,1321 ,1322 ,1323 ,1325 ,1326 ,1327 ,1328 ,1331 ,1332 ,1333 ,1334 ,1363 ,1365 ,1367 ,1368 ,1369 ,1370 ,1371 ,1372 ,1374 ,1377 ,1378 ,1382 ,1413 ,1475 ,1514 ,1523 ,1524 ,1626 ,1627 ,1629 ,1630 ,1631 ,1632 ,1633 ,1635 ,1637 ,1638 ,1643 ,1644 ,1645 ,1646 ,1647 ,1648 ,1649 ,1650 ,1651 ,1652 ,1654 ,1660 ,1661 ,1663 ,1664 ,1665 ,1666 ,1667 ,1668 ,1669 ,1670 ,1671 ,1676 ,1677 ,1678 ,1679 ,1680 ,1681 ,1682 ,1683 ,1695 ,1696 ,1697 ,1698 ,1699 ,1700 ,1705 ,1706 ,1707 ,1708 ,1714
RENAULT	8200343407	853871-4	321 ,1025 ,1222
RENAULT	8200343412	863872-4	321 ,1025 ,1222
RENAULT	8200496321	915097-8	32 ,94 ,96 ,99 ,103 ,104 ,106 ,108 ,109 ,110 ,111 ,112 ,113 ,114 ,121 ,122 ,123 ,124 ,125 ,126 ,127 ,128 ,129 ,130 ,131 ,132 ,137 ,138 ,139 ,140 ,141 ,142 ,143 ,146 ,199 ,200 ,203 ,204 ,205 ,207 ,208 ,209 ,210 ,211 ,212 ,215 ,216 ,241 ,243 ,245 ,246 ,247 ,248 ,249 ,250 ,251 ,252 ,253 ,258 ,259 ,291 ,292 ,293 ,301 ,302 ,303 ,307 ,308 ,314 ,322 ,330 ,331 ,332 ,333 ,334 ,375 ,376 ,380 ,430 ,431 ,443 ,446 ,518 ,521 ,560 ,569 ,575 ,589 ,590 ,591 ,592 ,593 ,594 ,597 ,623 ,626 ,659 ,660 ,661 ,690 ,714 ,716 ,717 ,721 ,722 ,723 ,732 ,735 ,879 ,880 ,881 ,882 ,883 ,884 ,885 ,886 ,887 ,889 ,890 ,891 ,892 ,898 ,903 ,904 ,932 ,936 ,974 ,975 ,978 ,993 ,994 ,995 ,1026 ,1027 ,1028 ,1030 ,1068 ,1069 ,1070 ,1072 ,1073 ,1074 ,1075 ,1077 ,1079 ,1080 ,1081 ,1121 ,1125 ,1126 ,1133 ,1134 ,1135 ,1136 ,1152 ,1153 ,1154 ,1155 ,1156 ,1158 ,1159 ,1160 ,1161 ,1225 ,1226 ,1232 ,1235 ,1238 ,1239 ,1255 ,1264 ,1265 ,1311 ,1315 ,1316 ,1319 ,1322 ,1323 ,1324 ,1325 ,1327 ,1328 ,1329 ,1330 ,1331 ,1332 ,1333 ,1334 ,1363 ,1365 ,1366 ,1367 ,1368 ,1370 ,1371 ,1372 ,1373 ,1374 ,1375 ,1376 ,1377 ,1378 ,1379 ,1382 ,1386 ,1387 ,1396 ,1407 ,1412 ,1418 ,1470 ,1471 ,1472 ,1473 ,1474 ,1475 ,1476 ,1477 ,1478 ,1479 ,1480 ,1481 ,1482 ,1517 ,1521 ,1626 ,1633 ,1636 ,1638 ,1639 ,1642 ,1643 ,1646 ,1649 ,1652 ,1653 ,1654 ,1655 ,1658 ,1661 ,1662 ,1663 ,1667 ,1668 ,1669 ,1670 ,1671 ,1672 ,1673 ,1678 ,1679 ,1680 ,1682 ,1683 ,1684 ,1685 ,1686 ,1687 ,1689 ,1695 ,1696 ,1697 ,1698 ,1699 ,1700 ,1705 ,1707 ,1708
RENAULT	8200872426	863804-4	993 ,1027 ,1073 ,1232 ,1475 ,1514
RENAULT	8201144147	483801-1	322 ,1026 ,1225 ,1412
RENAULT	8201362092	483801-1	322 ,1026 ,1225 ,1412
RENAULT	9611390880	915097-8	32 ,94 ,96 ,99 ,103 ,104 ,106 ,108 ,109 ,110 ,111 ,112 ,113 ,114 ,121 ,122 ,123 ,124 ,125 ,126 ,127 ,128 ,129 ,130 ,131 ,132 ,137 ,138 ,139 ,140 ,141 ,142 ,143 ,146 ,199 ,200 ,203 ,204 ,205 ,207 ,208 ,209 ,210 ,211 ,212 ,215 ,216 ,241 ,243 ,245 ,246 ,247 ,248 ,249 ,250 ,251 ,252 ,253 ,258 ,259 ,291 ,292 ,293 ,301 ,302 ,303 ,307 ,308 ,314 ,322 ,330 ,331 ,332 ,333 ,334 ,375 ,376 ,380 ,430 ,431 ,443 ,446 ,518 ,521 ,560 ,569 ,575 ,589 ,590 ,591 ,592 ,593 ,594 ,597 ,623 ,626 ,659 ,660 ,661 ,690 ,714 ,716 ,717 ,721 ,722 ,723 ,732 ,735 ,879 ,880 ,881 ,882 ,883 ,884 ,885 ,886 ,887 ,889 ,890 ,891 ,892 ,898 ,903 ,904 ,932 ,936 ,974 ,975 ,978 ,993 ,994 ,995 ,1026 ,1027 ,1028 ,1030 ,1068 ,1069 ,1070 ,1072 ,1073 ,1074 ,1075 ,1077 ,1079 ,1080 ,1081 ,1121 ,1125 ,1126 ,1133 ,1134 ,1135 ,1136 ,1152 ,1153 ,1154 ,1155 ,1156 ,1158 ,1159 ,1160 ,1161 ,1225 ,1226 ,1232 ,1235 ,1238 ,1239 ,1255 ,1264 ,1265 ,1311 ,1315 ,1316 ,1319 ,1322 ,1323 ,1324 ,1325 ,1327 ,1328 ,1329 ,1330 ,1331 ,1332 ,1333 ,1334 ,1363 ,1365 ,1366 ,1367 ,1368 ,1370 ,1371 ,1372 ,1373 ,1374 ,1375 ,1376 ,1377 ,1378 ,1379 ,1382 ,1386 ,1387 ,1396 ,1407 ,1412 ,1418 ,1470 ,1471 ,1472 ,1473 ,1474 ,1475 ,1476 ,1477 ,1478 ,1479 ,1480 ,1481 ,1482 ,1517 ,1521 ,1626 ,1633 ,1636 ,1638 ,1639 ,1642 ,1643 ,1646 ,1649 ,1652 ,1653 ,1654 ,1655 ,1658 ,1661 ,1662 ,1663 ,1667 ,1668 ,1669 ,1670 ,1671 ,1672 ,1673 ,1678 ,1679 ,1680 ,1682 ,1683 ,1684 ,1685 ,1686 ,1687 ,1689 ,1695 ,1696 ,1697 ,1698 ,1699 ,1700 ,1705 ,1707 ,1708
RENAULT	L1Q100860	915001-8	22 ,23 ,24 ,25 ,26 ,27 ,96 ,99 ,100 ,101 ,102 ,103 ,104 ,107 ,108 ,110 ,111 ,118 ,119 ,120 ,121 ,122 ,128 ,129 ,138 ,140 ,142 ,199 ,200 ,202 ,203 ,204 ,206 ,207 ,208 ,210 ,211 ,212 ,286 ,287 ,289 ,290 ,292 ,293 ,295 ,302 ,303 ,304 ,307 ,321 ,323 ,341 ,424 ,425 ,426 ,427 ,428 ,430 ,431 ,432 ,433 ,435 ,439 ,443 ,444 ,514 ,515 ,516 ,518 ,519 ,530 ,553 ,563 ,623 ,659 ,697 ,706 ,707 ,708 ,709 ,710 ,712 ,713 ,715 ,716 ,717 ,732 ,735 ,784 ,881 ,993 ,994 ,1025 ,1026 ,1027 ,1073 ,1119 ,1120 ,1121 ,1123 ,1124 ,1125 ,1126 ,1128 ,1130 ,1136 ,1137 ,1158 ,1159 ,1161 ,1224 ,1225 ,1227 ,1232 ,1233 ,1235 ,1236 ,1238 ,1239 ,1255 ,1266 ,1267 ,1311 ,1312 ,1313 ,1314 ,1315 ,1317 ,1318 ,1319 ,1320 ,1321 ,1322 ,1323 ,1325 ,1326 ,1327 ,1328 ,1331 ,1332 ,1333 ,1334 ,1363 ,1365 ,1367 ,1368 ,1369 ,1370 ,1371 ,1372 ,1374 ,1377 ,1378 ,1382 ,1413 ,1475 ,1514 ,1523 ,1524 ,1626 ,1627 ,1629 ,1630 ,1631 ,1632 ,1633 ,1635 ,1637 ,1638 ,1643 ,1644 ,1645 ,1646 ,1647 ,1648 ,1649 ,1650 ,1651 ,1652 ,1654 ,1660 ,1661 ,1663 ,1664 ,1665 ,1666 ,1667 ,1668 ,1669 ,1670 ,1671 ,1676 ,1677 ,1678 ,1679 ,1680 ,1681 ,1682 ,1683 ,1695 ,1696 ,1697 ,1698 ,1699 ,1700 ,1705 ,1706 ,1707 ,1708 ,1714
RENAULT TRUCKS	0000157983	883867-6	726 ,1242 ,1249 ,1250
RENAULT TRUCKS	0000157984	883863-6	726 ,1242 ,1249 ,1250



# OE- Reference

OE- Manu.	Reference-No.	SM-No.	On Page
RENAULT TRUCKS	0000157984	883863-6	726 ,1242 ,1249 ,1250
RENAULT TRUCKS	0020905400	885142-6	1242 ,1243 ,1250 ,1528 ,1529 ,1533 ,1535 ,1536 ,1537 ,1542 ,1543 ,1544 ,1545 ,1546
RENAULT TRUCKS	5000044581	863860-6	1241 ,1248 ,1273
RENAULT TRUCKS	5000153692	863858-6	726 ,1242 ,1249 ,1250
RENAULT TRUCKS	5000153693	863858-6	726 ,1242 ,1249 ,1250
RENAULT TRUCKS	5000284080	911010-8	752 ,756 ,757 ,771 ,772 ,773 ,777 ,778 ,779 ,781 ,942 ,943 ,944 ,945 ,946 ,947 ,948 ,951 ,952 ,953 ,954 ,955 ,956 ,957 ,962 ,963 ,964 ,965 ,1007 ,1009 ,1011 ,1012 ,1338 ,1339 ,1440 ,1441 ,1718
RENAULT TRUCKS	5000658408	853857-6	726 ,1242 ,1249 ,1250
RENAULT TRUCKS	5000659284	853865-2	1243 ,1250 ,1251
RENAULT TRUCKS	5000659407	863866-2	1243 ,1250 ,1251
RENAULT TRUCKS	5000659584	853865-2	1243 ,1250 ,1251
RENAULT TRUCKS	5000659739	853865-2	1243 ,1250 ,1251
RENAULT TRUCKS	5000659741	863866-2	1243 ,1250 ,1251
RENAULT TRUCKS	5000663464	863858-6	726 ,1242 ,1249 ,1250
RENAULT TRUCKS	5000663469	863858-6	726 ,1242 ,1249 ,1250
RENAULT TRUCKS	5000663471	863858-6	726 ,1242 ,1249 ,1250
RENAULT TRUCKS	5000663520	853857-6	726 ,1242 ,1249 ,1250
RENAULT TRUCKS	5000663527	863858-6	726 ,1242 ,1249 ,1250
RENAULT TRUCKS	5000663528	863858-6	726 ,1242 ,1249 ,1250
RENAULT TRUCKS	5000663529	853857-6	726 ,1242 ,1249 ,1250
RENAULT TRUCKS	5000663530	853857-6	726 ,1242 ,1249 ,1250
RENAULT TRUCKS	5000667762	853855-6	726 ,1241 ,1248
RENAULT TRUCKS	5000667768	853855-6	726 ,1241 ,1248
RENAULT TRUCKS	5000667939	863856-6	726 ,1241 ,1248
RENAULT TRUCKS	5000670121	863858-6	726 ,1242 ,1249 ,1250
RENAULT TRUCKS	5000670206	863858-6	726 ,1242 ,1249 ,1250
RENAULT TRUCKS	5000670730	863858-6	726 ,1242 ,1249 ,1250
RENAULT TRUCKS	5000676035	853855-6	726 ,1241 ,1248
RENAULT TRUCKS	5000676243	863860-6	1241 ,1248 ,1273
RENAULT TRUCKS	5000676249	853859-6	1241 ,1248 ,1273
RENAULT TRUCKS	5000676254	863860-6	1241 ,1248 ,1273
RENAULT TRUCKS	5000676255	853859-6	1241 ,1248 ,1273
RENAULT TRUCKS	5000676257	863860-6	1241 ,1248 ,1273
RENAULT TRUCKS	5000676258	863856-6	726 ,1241 ,1248
RENAULT TRUCKS	5000678286	853865-2	1243 ,1250 ,1251
RENAULT TRUCKS	5000678287	863866-2	1243 ,1250 ,1251
RENAULT TRUCKS	5000678525	883864-6	1251
RENAULT TRUCKS	5000678652	863854-2	1251
RENAULT TRUCKS	5000678873	853853-2	1251
RENAULT TRUCKS	5000681141	853857-6	726 ,1242 ,1249 ,1250
RENAULT TRUCKS	5000684383	883860-6	726 ,1241 ,1248
RENAULT TRUCKS	5000684384	883861-6	726 ,1241 ,1248
RENAULT TRUCKS	5010248411	883865-6	1242 ,1243 ,1250 ,1251
RENAULT TRUCKS	5010248978	853853-2	1251
RENAULT TRUCKS	5010248979	863854-2	1251
RENAULT TRUCKS	5010295349	853857-6	726 ,1242 ,1249 ,1250
RENAULT TRUCKS	5010359098	883862-6	726 ,1242 ,1249 ,1250
RENAULT TRUCKS	5010359099	883863-6	726 ,1242 ,1249 ,1250
RENAULT TRUCKS	5010450589	853855-6	726 ,1241 ,1248
RENAULT TRUCKS	5010553049	853855-6	726 ,1241 ,1248
RENAULT TRUCKS	5010553312	863856-6	726 ,1241 ,1248
RENAULT TRUCKS	7403099100	905116-1	1250 ,1535 ,1536
RENAULT TRUCKS	7403165303	885142-6	1242 ,1243 ,1250 ,1528 ,1529 ,1533 ,1535 ,1536 ,1537 ,1542 ,1543 ,1544 ,1545 ,1546
RENAULT TRUCKS	7420459855	911005-8	26 ,156 ,259 ,376 ,387 ,660 ,932 ,933 ,934 ,935 ,936 ,937 ,938 ,939 ,940 ,941 ,1082 ,1250 ,1338 ,1482 ,1522 ,1523 ,1524 ,1526 ,1527 ,1528 ,1529 ,1535 ,1536 ,1542 ,1543 ,1544 ,1545 ,1546
RENAULT TRUCKS	7420540013	853869-2	1242 ,1249 ,1533 ,1545

# OE- Reference



OE- Manu.	Reference-No.	SM-No.	On Page
RENAULT TRUCKS	7420540013	853869-2	1242 ,1249 ,1533 ,1545
RENAULT TRUCKS	7420540017	853869-2	1242 ,1249 ,1533 ,1545
RENAULT TRUCKS	7420564020	863870-2	1242 ,1249 ,1533 ,1544 ,1545
RENAULT TRUCKS	7420833932	855163-6	360 ,361 ,369 ,370 ,1249 ,1528 ,1544
RENAULT TRUCKS	7420833936	865164-6	360 ,361 ,369 ,370 ,1249 ,1528 ,1544
RENAULT TRUCKS	7420904074	885142-6	1242 ,1243 ,1250 ,1528 ,1529 ,1533 ,1535 ,1536 ,1537 ,1542 ,1543 ,1544 ,1545 ,1546
RENAULT TRUCKS	7420905400	885142-6	1242 ,1243 ,1250 ,1528 ,1529 ,1533 ,1535 ,1536 ,1537 ,1542 ,1543 ,1544 ,1545 ,1546
RENAULT TRUCKS	7420919484	885142-6	1242 ,1243 ,1250 ,1528 ,1529 ,1533 ,1535 ,1536 ,1537 ,1542 ,1543 ,1544 ,1545 ,1546
RENAULT TRUCKS	7421427620	853869-2	1242 ,1249 ,1533 ,1545
RENAULT TRUCKS	7421430918	863870-2	1242 ,1249 ,1533 ,1544 ,1545

ROVER	37H8508	851307-6	343 ,344 ,1013
ROVER	CAM6573	M-8	7 ,21 ,22 ,25 ,26 ,95 ,96 ,97 ,98 ,99 ,100 ,101 ,104 ,105 ,106 ,107 ,108 ,113 ,115 ,116 ,117 ,118 ,119 ,120 ,121 ,125 ,126 ,138 ,139 ,140 ,202 ,208 ,209 ,210 ,211 ,251 ,253 ,299 ,302 ,303 ,304 ,322 ,355 ,356 ,357 ,358 ,359 ,360 ,361 ,363 ,366 ,367 ,368 ,369 ,370 ,390 ,391 ,392 ,432 ,433 ,442 ,444 ,445 ,508 ,509 ,512 ,514 ,515 ,516 ,518 ,519 ,520 ,521 ,522 ,526 ,527 ,528 ,529 ,534 ,539 ,548 ,553 ,575 ,591 ,597 ,623 ,660 ,664 ,667 ,709 ,710 ,715 ,722 ,723 ,729 ,1028 ,1076 ,1132 ,1135 ,1136 ,1137 ,1156 ,1157 ,1242 ,1243 ,1249 ,1250 ,1257 ,1264 ,1314 ,1315 ,1316 ,1317 ,1319 ,1320 ,1325 ,1326 ,1330 ,1331 ,1332 ,1335 ,1369 ,1413 ,1418 ,1432 ,1477 ,1513 ,1517 ,1521 ,1522 ,1523 ,1524 ,1528 ,1529 ,1533 ,1536 ,1537 ,1542 ,1544 ,1545 ,1546 ,1629 ,1630 ,1631 ,1632 ,1633 ,1634 ,1635 ,1636 ,1637 ,1639 ,1640 ,1641 ,1642 ,1643 ,1644 ,1645 ,1646 ,1647 ,1649 ,1650 ,1653 ,1654 ,1656 ,1657 ,1658 ,1659 ,1660 ,1661 ,1663 ,1664 ,1665 ,1666 ,1667 ,1669 ,1671 ,1673 ,1674 ,1675 ,1676 ,1677 ,1679 ,1680 ,1681 ,1686 ,1688 ,1689 ,1690 ,1695 ,1696 ,1697 ,1699 ,1706
ROVER	CAM6975	M-7	22 ,23 ,24 ,26 ,27 ,96 ,99 ,100 ,101 ,102 ,103 ,107 ,108 ,110 ,111 ,120 ,121 ,138 ,140 ,199 ,200 ,202 ,203 ,207 ,208 ,211 ,250 ,290 ,293 ,295 ,298 ,302 ,303 ,304 ,335 ,432 ,433 ,435 ,441 ,442 ,444 ,514 ,515 ,516 ,518 ,519 ,520 ,524 ,525 ,526 ,527 ,528 ,529 ,547 ,548 ,553 ,592 ,655 ,659 ,698 ,710 ,712 ,715 ,748 ,749 ,750 ,881 ,886 ,894 ,896 ,900 ,902 ,994 ,1006 ,1080 ,1082 ,1083 ,1123 ,1126 ,1128 ,1129 ,1135 ,1136 ,1137 ,1159 ,1161 ,1236 ,1238 ,1266 ,1311 ,1314 ,1315 ,1317 ,1318 ,1319 ,1320 ,1321 ,1322 ,1323 ,1326 ,1327 ,1328 ,1332 ,1365 ,1367 ,1368 ,1369 ,1370 ,1371 ,1372 ,1374 ,1377 ,1399 ,1481 ,1483 ,1515 ,1516 ,1518 ,1519 ,1520 ,1521 ,1523 ,1524 ,1626 ,1630 ,1631 ,1633 ,1635 ,1637 ,1638 ,1643 ,1644 ,1645 ,1646 ,1647 ,1648 ,1649 ,1650 ,1651 ,1652 ,1654 ,1661 ,1664 ,1665 ,1666 ,1667 ,1668 ,1669 ,1670 ,1671 ,1678 ,1679 ,1680 ,1681 ,1682 ,1683 ,1691 ,1695 ,1696 ,1697 ,1698 ,1699 ,1700 ,1705 ,1706 ,1718
ROVER	LDY000060	915097-8	32 ,94 ,96 ,99 ,103 ,104 ,106 ,108 ,109 ,110 ,111 ,112 ,113 ,114 ,121 ,122 ,123 ,124 ,125 ,126 ,127 ,128 ,129 ,130 ,131 ,132 ,137 ,138 ,139 ,140 ,141 ,142 ,143 ,146 ,199 ,200 ,203 ,204 ,205 ,207 ,208 ,209 ,210 ,211 ,212 ,215 ,216 ,241 ,243 ,245 ,246 ,247 ,248 ,249 ,250 ,251 ,252 ,253 ,258 ,259 ,291 ,292 ,293 ,301 ,302 ,303 ,307 ,308 ,314 ,322 ,330 ,331 ,332 ,333 ,334 ,375 ,376 ,380 ,430 ,431 ,443 ,446 ,518 ,521 ,560 ,569 ,575 ,589 ,590 ,591 ,592 ,593 ,594 ,597 ,623 ,626 ,659 ,660 ,661 ,690 ,714 ,716 ,717 ,721 ,722 ,723 ,732 ,735 ,879 ,880 ,881 ,882 ,883 ,884 ,885 ,886 ,887 ,889 ,890 ,891 ,892 ,898 ,903 ,904 ,932 ,936 ,974 ,975 ,978 ,993 ,994 ,995 ,1026 ,1027 ,1028 ,1030 ,1068 ,1069 ,1070 ,1072 ,1073 ,1074 ,1075 ,1077 ,1079 ,1080 ,1081 ,1121 ,1125 ,1126 ,1133 ,1134 ,1135 ,1136 ,1152 ,1153 ,1154 ,1155 ,1156 ,1158 ,1159 ,1160 ,1161 ,1225 ,1226 ,1232 ,1235 ,1238 ,1239 ,1255 ,1264 ,1265 ,1311 ,1315 ,1316 ,1319 ,1322 ,1323 ,1324 ,1325 ,1327 ,1328 ,1329 ,1330 ,1331 ,1332 ,1333 ,1334 ,1363 ,1365 ,1366 ,1367 ,1368 ,1370 ,1371 ,1372 ,1373 ,1374 ,1375 ,1376 ,1377 ,1378 ,1379 ,1382 ,1386 ,1387 ,1396 ,1407 ,1412 ,1418 ,1470 ,1471 ,1472 ,1473 ,1474 ,1475 ,1476 ,1477 ,1478 ,1479 ,1480 ,1481 ,1482 ,1517 ,1521 ,1626 ,1633 ,1636 ,1638 ,1639 ,1642 ,1643 ,1646 ,1649 ,1652 ,1653 ,1654 ,1655 ,1658 ,1661 ,1662 ,1663 ,1667 ,1668 ,1669 ,1670 ,1671 ,1672 ,1673 ,1678 ,1679 ,1680 ,1682 ,1683 ,1684 ,1685 ,1686 ,1687 ,1689 ,1695 ,1696 ,1697 ,1698 ,1699 ,1700 ,1705 ,1707 ,1708
ROVER	LGH000130	860723-4	210 to 211
ROVER	LGH10020	850749-4	722 ,1256 ,1257
ROVER	LGH10029	850745-4	721 ,981 ,1255 ,1256
ROVER	LGH10049	860750-4	722 ,1256 ,1257
ROVER	LGH10064	850601-6	721 ,981 ,1255 ,1256
ROVER	LGH10065	860602-6	721 ,981 ,1255 ,1256
ROVER	LGH100820	860746-4	721 ,981 ,1255 ,1256
ROVER	LGH101000	860750-4	722 ,1256 ,1257
ROVER	LGH101060	850749-4	722 ,1256 ,1257
ROVER	LGH101140	860750-4	722 ,1256 ,1257
ROVER	LGH101190	860746-4	721 ,981 ,1255 ,1256
ROVER	LGH101360	860602-6	721 ,981 ,1255 ,1256





# OE- Reference

OE- Manu.	Reference-No.	SM-No.	On Page
ROVER	LGH101360	860602-6	721 ,981 ,1255 ,1256
ROVER	LGN10005	K-8	7 ,10 ,35 ,152 ,153 ,259 ,293 ,294 ,295 ,296 ,297 ,303 ,322 ,323 ,324 ,336 ,341 ,355 ,356 ,357 ,358 ,359 ,360 ,366 ,367 ,368 ,369 ,390 ,391 ,433 ,434 ,435 ,436 ,437 ,439 ,448 ,449 ,454 ,455 ,530 ,597 ,614 ,623 ,644 ,645 ,646 ,659 ,660 ,667 ,680 ,698 ,729 ,732 ,794 ,993 ,1073 ,1076 ,1126 ,1127 ,1128 ,1129 ,1130 ,1131 ,1136 ,1137 ,1138 ,1226 ,1227 ,1228 ,1229 ,1230 ,1231 ,1232 ,1233 ,1234 ,1238 ,1239 ,1249 ,1256 ,1399 ,1413 ,1414 ,1418 ,1419 ,1475 ,1477 ,1513 ,1514 ,1517 ,1522 ,1523 ,1528 ,1544 ,1679
ROVER	STC2156	853527-4	199 ,1074 ,1476
ROVER	STC2159	915097-8	32 ,94 ,96 ,99 ,103 ,104 ,106 ,108 ,109 ,110 ,111 ,112 ,113 ,114 ,121 ,122 ,123 ,124 ,125 ,126 ,127 ,128 ,129 ,130 ,131 ,132 ,137 ,138 ,139 ,140 ,141 ,142 ,143 ,146 ,199 ,200 ,203 ,204 ,205 ,207 ,208 ,209 ,210 ,211 ,212 ,215 ,216 ,241 ,243 ,245 ,246 ,247 ,248 ,249 ,250 ,251 ,252 ,253 ,258 ,259 ,291 ,292 ,293 ,301 ,302 ,303 ,307 ,308 ,314 ,322 ,330 ,331 ,332 ,333 ,334 ,375 ,376 ,380 ,430 ,431 ,443 ,446 ,518 ,521 ,560 ,569 ,575 ,589 ,590 ,591 ,592 ,593 ,594 ,597 ,623 ,626 ,659 ,660 ,661 ,690 ,714 ,716 ,717 ,721 ,722 ,723 ,732 ,735 ,879 ,880 ,881 ,882 ,883 ,884 ,885 ,886 ,887 ,889 ,890 ,891 ,892 ,898 ,903 ,904 ,932 ,936 ,974 ,975 ,978 ,993 ,994 ,995 ,1026 ,1027 ,1028 ,1030 ,1068 ,1069 ,1070 ,1072 ,1073 ,1074 ,1075 ,1077 ,1079 ,1080 ,1081 ,1121 ,1125 ,1126 ,1133 ,1134 ,1135 ,1136 ,1152 ,1153 ,1154 ,1155 ,1156 ,1158 ,1159 ,1160 ,1161 ,1225 ,1226 ,1232 ,1235 ,1238 ,1239 ,1255 ,1264 ,1265 ,1311 ,1315 ,1316 ,1319 ,1322 ,1323 ,1324 ,1325 ,1327 ,1328 ,1329 ,1330 ,1331 ,1332 ,1333 ,1334 ,1363 ,1365 ,1366 ,1367 ,1368 ,1370 ,1371 ,1372 ,1373 ,1374 ,1375 ,1376 ,1377 ,1378 ,1379 ,1382 ,1386 ,1387 ,1396 ,1407 ,1412 ,1418 ,1470 ,1471 ,1472 ,1473 ,1474 ,1475 ,1476 ,1477 ,1478 ,1479 ,1480 ,1481 ,1482 ,1517 ,1521 ,1626 ,1633 ,1636 ,1638 ,1639 ,1642 ,1643 ,1646 ,1649 ,1652 ,1653 ,1654 ,1655 ,1658 ,1661 ,1662 ,1663 ,1667 ,1668 ,1669 ,1670 ,1671 ,1672 ,1673 ,1678 ,1679 ,1680 ,1682 ,1683 ,1684 ,1685 ,1686 ,1687 ,1689 ,1695 ,1696 ,1697 ,1698 ,1699 ,1700 ,1705 ,1707 ,1708

SAAB	12575793	853583-4 853585-4	26 ,252 ,442 ,593 ,1079 ,1265 ,1407 ,1480 ,1481
SAAB	12786696	853585-4	26 ,252 ,442 ,593 ,1079 ,1265 ,1407 ,1480 ,1481
SAAB	4500898	915097-8	32 ,94 ,96 ,99 ,103 ,104 ,106 ,108 ,109 ,110 ,111 ,112 ,113 ,114 ,121 ,122 ,123 ,124 ,125 ,126 ,127 ,128 ,129 ,130 ,131 ,132 ,137 ,138 ,139 ,140 ,141 ,142 ,143 ,146 ,199 ,200 ,203 ,204 ,205 ,207 ,208 ,209 ,210 ,211 ,212 ,215 ,216 ,241 ,243 ,245 ,246 ,247 ,248 ,249 ,250 ,251 ,252 ,253 ,258 ,259 ,291 ,292 ,293 ,301 ,302 ,303 ,307 ,308 ,314 ,322 ,330 ,331 ,332 ,333 ,334 ,375 ,376 ,380 ,430 ,431 ,443 ,446 ,518 ,521 ,560 ,569 ,575 ,589 ,590 ,591 ,592 ,593 ,594 ,597 ,623 ,626 ,659 ,660 ,661 ,690 ,714 ,716 ,717 ,721 ,722 ,723 ,732 ,735 ,879 ,880 ,881 ,882 ,883 ,884 ,885 ,886 ,887 ,889 ,890 ,891 ,892 ,898 ,903 ,904 ,932 ,936 ,974 ,975 ,978 ,993 ,994 ,995 ,1026 ,1027 ,1028 ,1030 ,1068 ,1069 ,1070 ,1072 ,1073 ,1074 ,1075 ,1077 ,1079 ,1080 ,1081 ,1121 ,1125 ,1126 ,1133 ,1134 ,1135 ,1136 ,1152 ,1153 ,1154 ,1155 ,1156 ,1158 ,1159 ,1160 ,1161 ,1225 ,1226 ,1232 ,1235 ,1238 ,1239 ,1255 ,1264 ,1265 ,1311 ,1315 ,1316 ,1319 ,1322 ,1323 ,1324 ,1325 ,1327 ,1328 ,1329 ,1330 ,1331 ,1332 ,1333 ,1334 ,1363 ,1365 ,1366 ,1367 ,1368 ,1370 ,1371 ,1372 ,1373 ,1374 ,1375 ,1376 ,1377 ,1378 ,1379 ,1382 ,1386 ,1387 ,1396 ,1407 ,1412 ,1418 ,1470 ,1471 ,1472 ,1473 ,1474 ,1475 ,1476 ,1477 ,1478 ,1479 ,1480 ,1481 ,1482 ,1517 ,1521 ,1626 ,1633 ,1636 ,1638 ,1639 ,1642 ,1643 ,1646 ,1649 ,1652 ,1653 ,1654 ,1655 ,1658 ,1661 ,1662 ,1663 ,1667 ,1668 ,1669 ,1670 ,1671 ,1672 ,1673 ,1678 ,1679 ,1680 ,1682 ,1683 ,1684 ,1685 ,1686 ,1687 ,1689 ,1695 ,1696 ,1697 ,1698 ,1699 ,1700 ,1705 ,1707 ,1708
SAAB	4621298	973502-8	243 ,244 ,245 ,246 ,247 ,248 ,249 ,250 ,251 ,252 ,253 ,329 ,330 ,331 ,332 ,334 ,589 ,590 ,591 ,592 ,593 ,594 ,626 ,698 ,1068 ,1070 ,1071 ,1072 ,1073 ,1074 ,1075 ,1077 ,1079 ,1080 ,1081 ,1264 ,1265 ,1414 ,1470 ,1471 ,1472 ,1473 ,1474 ,1476 ,1477 ,1478 ,1479 ,1480 ,1481 ,1482
SAAB	46465330	974001-8	22 ,23 ,24 ,429 ,431 ,432 ,435 ,443 ,709 ,710 ,712 ,715 ,716 ,1225 ,1233 ,1235 ,1236 ,1265 ,1266 ,1267
SAAB	4726865	973502-8	243 ,244 ,245 ,246 ,247 ,248 ,249 ,250 ,251 ,252 ,253 ,329 ,330 ,331 ,332 ,334 ,589 ,590 ,591 ,592 ,593 ,594 ,626 ,698 ,1068 ,1070 ,1071 ,1072 ,1073 ,1074 ,1075 ,1077 ,1079 ,1080 ,1081 ,1264 ,1265 ,1414 ,1470 ,1471 ,1472 ,1473 ,1474 ,1476 ,1477 ,1478 ,1479 ,1480 ,1481 ,1482
SAAB	4770301	973502-8	243 ,244 ,245 ,246 ,247 ,248 ,249 ,250 ,251 ,252 ,253 ,329 ,330 ,331 ,332 ,334 ,589 ,590 ,591 ,592 ,593 ,594 ,626 ,698 ,1068 ,1070 ,1071 ,1072 ,1073 ,1074 ,1075 ,1077 ,1079 ,1080 ,1081 ,1264 ,1265 ,1414 ,1470 ,1471 ,1472 ,1473 ,1474 ,1476 ,1477 ,1478 ,1479 ,1480 ,1481 ,1482
SAAB	7484801	854009-4	1266 ,1523
SAAB	7500085	864008-4	1266 ,1523

# OE- Reference



OE- Manu.	Reference-No.	SM-No.	On Page
SAAB	7500085	864008-4	1266 ,1523
SAAB	7500713	915001-8	22 ,23 ,24 ,25 ,26 ,27 ,96 ,99 ,100 ,101 ,102 ,103 ,104 ,107 ,108 ,110 ,111 ,118 ,119 ,120 ,121 ,122 ,128 ,129 ,138 ,140 ,142 ,199 ,200 ,202 ,203 ,204 ,206 ,207 ,208 ,210 ,211 ,212 ,286 ,287 ,289 ,290 ,292 ,293 ,295 ,302 ,303 ,304 ,307 ,321 ,323 ,341 ,424 ,425 ,426 ,427 ,428 ,430 ,431 ,432 ,433 ,435 ,439 ,443 ,444 ,514 ,515 ,516 ,518 ,519 ,530 ,553 ,563 ,623 ,659 ,697 ,706 ,707 ,708 ,709 ,710 ,712 ,713 ,715 ,716 ,717 ,732 ,735 ,784 ,881 ,993 ,994 ,1025 ,1026 ,1027 ,1073 ,1119 ,1120 ,1121 ,1123 ,1124 ,1125 ,1126 ,1128 ,1130 ,1136 ,1137 ,1158 ,1159 ,1161 ,1224 ,1225 ,1227 ,1232 ,1233 ,1235 ,1236 ,1238 ,1239 ,1255 ,1266 ,1267 ,1311 ,1312 ,1313 ,1314 ,1315 ,1317 ,1318 ,1319 ,1320 ,1321 ,1322 ,1323 ,1325 ,1326 ,1327 ,1328 ,1331 ,1332 ,1333 ,1334 ,1363 ,1365 ,1367 ,1368 ,1369 ,1370 ,1371 ,1372 ,1374 ,1377 ,1378 ,1382 ,1413 ,1475 ,1514 ,1523 ,1524 ,1626 ,1627 ,1629 ,1630 ,1631 ,1632 ,1633 ,1635 ,1637 ,1638 ,1643 ,1644 ,1645 ,1646 ,1647 ,1648 ,1649 ,1650 ,1651 ,1652 ,1654 ,1660 ,1661 ,1663 ,1664 ,1665 ,1666 ,1667 ,1668 ,1669 ,1670 ,1671 ,1676 ,1677 ,1678 ,1679 ,1680 ,1681 ,1682 ,1683 ,1695 ,1696 ,1697 ,1698 ,1699 ,1700 ,1705 ,1706 ,1707 ,1708 ,1714
SAAB	7560154	884003-4	1266 ,1523
SAAB	7562002	854009-4	1266 ,1523
SAAB	7700744596	974001-8	22 ,23 ,24 ,429 ,431 ,432 ,435 ,443 ,709 ,710 ,712 ,715 ,716 ,1225 ,1233 ,1235 ,1236 ,1265 ,1266 ,1267
SAAB	90536095	853523-4	247 ,591 ,1074 ,1264 ,1476
SAAB	90536164	863524-4	247 ,331 ,591 ,1074 ,1264 ,1476
SAAB	9165580	854011-4	1266 to 1267
SAAB	9165598	864008-4	1266 ,1523
SAAB	9357716	974001-8	22 ,23 ,24 ,429 ,431 ,432 ,435 ,443 ,709 ,710 ,712 ,715 ,716 ,1225 ,1233 ,1235 ,1236 ,1265 ,1266 ,1267

SCANIA	1100997	863913-6	1008 ,1279 ,1281 ,1282 ,1283 ,1284 ,1286 ,1287 ,1288 ,1289
SCANIA	1103422	973901-6	1008 ,1279
SCANIA	1116635	973901-6	1008 ,1279
SCANIA	1116987	863913-6	1008 ,1279 ,1281 ,1282 ,1283 ,1284 ,1286 ,1287 ,1288 ,1289
SCANIA	131085	883922-6	1008 ,1280 ,1281 ,1282 ,1283 ,1284 ,1285 ,1287
SCANIA	131105	973901-6	1008 ,1279
SCANIA	1313459	903901-1	1280 ,1283 ,1284 ,1285 ,1287 ,1288 ,1289
SCANIA	131356	873933-6	
SCANIA	131357	873932-6	
SCANIA	1319081	853914-6	1279
SCANIA	1328537	863918-6	1281 ,1286 ,1289 ,1290 ,1291
SCANIA	1328563	913901-6	10 ,343 ,726 ,1279 ,1281 ,1289 ,1290 ,1291 ,1441 ,1486 ,1537 ,1546
SCANIA	1333230	853916-6	1281 ,1286 ,1289 ,1290 ,1291
SCANIA	1333280	853916-6	1281 ,1286 ,1289 ,1290 ,1291
SCANIA	1360833	863911-6	1279
SCANIA	1360834	863913-6	1008 ,1279 ,1281 ,1282 ,1283 ,1284 ,1286 ,1287 ,1288 ,1289
SCANIA	1360836	853910-6	1008 ,1279 ,1280 ,1281 ,1282 ,1283 ,1284 ,1285 ,1286 ,1287 ,1288 ,1289
SCANIA	1361189	853907-6	1282 to 1283
SCANIA	1361190	853908-6	1008 ,1280 ,1281 ,1282 ,1283 ,1284 ,1285 ,1287
SCANIA	1361192	853904-6 853908-6	1282 to 1283
SCANIA	1361193	853901-6	1279
SCANIA	1361195	863902-6	1279
SCANIA	1361196	863903-6	1279
SCANIA	1361197	863905-6	1283
SCANIA	1361198	973901-6	1008 ,1279
SCANIA	1386647	853919-4	1279 ,1281
SCANIA	1386648	863920-4	1281 ,1286 ,1289 ,1290 ,1291
SCANIA	1397521	863913-6	1008 ,1279 ,1281 ,1282 ,1283 ,1284 ,1286 ,1287 ,1288 ,1289
SCANIA	1398624	883909-6	1008 ,1279 ,1285 ,1286 ,1288 ,1289
SCANIA	1403587	903901-1	1280 ,1283 ,1284 ,1285 ,1287 ,1288 ,1289
SCANIA	1403823	883901-6	1281 ,1287 ,1289 ,1290 ,1291
SCANIA	1403825	873937-6	1281 ,1289 ,1290 ,1291
SCANIA	1403828	873938-6	1281 ,1289 ,1291
SCANIA	1412604	873920-6	1279 ,1281 ,1289 ,1290 ,1441
SCANIA	1414395	863920-4	1281 ,1286 ,1289 ,1290 ,1291
SCANIA	1420836	973901-6	1008 ,1279





# OE- Reference

OE- Manu.	Reference-No.	SM-No.	On Page
SCANIA	1420836	973901-6	1008 ,1279
SCANIA	1433476	873919-6	778 ,779 ,780 ,1441
SCANIA	1445830	863918-6	1281 ,1286 ,1289 ,1290 ,1291
SCANIA	1477022	853916-6	1281 ,1286 ,1289 ,1290 ,1291
SCANIA	1510399	873937-6	1281 ,1289 ,1290 ,1291
SCANIA	1515743	853916-6	1281 ,1286 ,1289 ,1290 ,1291
SCANIA	1521209	883909-6	1008 ,1279 ,1285 ,1286 ,1288 ,1289
SCANIA	1521210	883910-6	1008 ,1279 ,1285 ,1286 ,1288 ,1289
SCANIA	1522013	973901-6	1008 ,1279
SCANIA	1523410	883924-6	1008 ,1279 ,1280 ,1281 ,1282 ,1283 ,1284 ,1285 ,1286 ,1287 ,1288 ,1289
SCANIA	168843	863902-6	1279
SCANIA	17115	883920-6	
SCANIA	1778492	863922-6	1289 ,1290 ,1441
SCANIA	1781847	863922-6	1289 ,1290 ,1441
SCANIA	1785076	853916-6	1281 ,1286 ,1289 ,1290 ,1291
SCANIA	1791152	863918-6	1281 ,1286 ,1289 ,1290 ,1291
SCANIA	1801529	853914-6	1279
SCANIA	1805493	873938-6	1281 ,1289 ,1291
SCANIA	1854798	853921-6	1289 ,1290 ,1291 ,1441
SCANIA	1854799	853921-6	1289 ,1290 ,1291 ,1441
SCANIA	1854801	863922-6	1289 ,1290 ,1441
SCANIA	1886246	853921-6	1289 ,1290 ,1291 ,1441
SCANIA	1886247	863922-6	1289 ,1290 ,1441
SCANIA	1886946	853921-6	1289 ,1290 ,1291 ,1441
SCANIA	1887056	853921-6	1289 ,1290 ,1291 ,1441
SCANIA	1903845	863911-6	1279
SCANIA	1903846	863920-4	1281 ,1286 ,1289 ,1290 ,1291
SCANIA	1920860	913901-6	10 ,343 ,726 ,1279 ,1281 ,1289 ,1290 ,1291 ,1441 ,1486 ,1537 ,1546
SCANIA	1940008	883901-6	1281 ,1287 ,1289 ,1290 ,1291
SCANIA	2008345	873938-6	1281 ,1289 ,1291
SCANIA	2023341	863924-6	1289 to 1290
SCANIA	2023345	863924-6	1289 to 1290
SCANIA	2026052	863924-6	1289 to 1290
SCANIA	215715	853901-6	1279
SCANIA	2188169	873937-6	1281 ,1289 ,1290 ,1291
SCANIA	223635	883923-6	1008 ,1280 ,1281 ,1282 ,1283 ,1284 ,1285 ,1287
SCANIA	232018	863909-6	1008 ,1279 ,1280 ,1281 ,1282 ,1283 ,1284 ,1285 ,1286 ,1287 ,1288 ,1289
SCANIA	232597	873930-6	1008 ,1279 ,1280 ,1282 ,1283 ,1284 ,1285 ,1286 ,1287 ,1288
SCANIA	242672	873930-6	1008 ,1279 ,1280 ,1282 ,1283 ,1284 ,1285 ,1286 ,1287 ,1288
SCANIA	243477	863905-6	1283
SCANIA	243648	863903-6	1279
SCANIA	247182	873931-6	1008 ,1279 ,1280 ,1281 ,1282 ,1283 ,1284 ,1285 ,1286 ,1287 ,1288 ,1289
SCANIA	269715	883922-6	1008 ,1280 ,1281 ,1282 ,1283 ,1284 ,1285 ,1287
SCANIA	269716	883923-6	1008 ,1280 ,1281 ,1282 ,1283 ,1284 ,1285 ,1287
SCANIA	270247	853904-6	1282 to 1283
SCANIA	272803	853907-6	1282 to 1283
SCANIA	272804	853908-6	1008 ,1280 ,1281 ,1282 ,1283 ,1284 ,1285 ,1287
SCANIA	278102	863911-6	1279
SCANIA	289517	873931-6	1008 ,1279 ,1280 ,1281 ,1282 ,1283 ,1284 ,1285 ,1286 ,1287 ,1288 ,1289
SCANIA	2895175	873931-6	1008 ,1279 ,1280 ,1281 ,1282 ,1283 ,1284 ,1285 ,1286 ,1287 ,1288 ,1289
SCANIA	294674	853910-6	1008 ,1279 ,1280 ,1281 ,1282 ,1283 ,1284 ,1285 ,1286 ,1287 ,1288 ,1289
SCANIA	300957	883924-6	1008 ,1279 ,1280 ,1281 ,1282 ,1283 ,1284 ,1285 ,1286 ,1287 ,1288 ,1289
SCANIA	300958	883925-6	1008 ,1279 ,1280 ,1281 ,1282 ,1283 ,1284 ,1285 ,1286 ,1287 ,1288 ,1289
SCANIA	352211	853910-6	1008 ,1279 ,1280 ,1281 ,1282 ,1283 ,1284 ,1285 ,1286 ,1287 ,1288 ,1289
SCANIA	352212	853910-6	1008 ,1279 ,1280 ,1281 ,1282 ,1283 ,1284 ,1285 ,1286 ,1287 ,1288 ,1289
SCANIA	352347	863913-6	1008 ,1279 ,1281 ,1282 ,1283 ,1284 ,1286 ,1287 ,1288 ,1289
SCANIA	366256	863911-6	1279
SCANIA	372972	873936-6	1008 ,1279 ,1280 ,1281 ,1282 ,1283 ,1284 ,1285 ,1286 ,1287 ,1288 ,1289

# OE- Reference



OE- Manu.	Reference-No.	SM-No.	On Page
SCANIA	372972	873936-6	1008 ,1279 ,1280 ,1281 ,1282 ,1283 ,1284 ,1285 ,1286 ,1287 ,1288 ,1289
SCANIA	373472	903902-1	1008 ,1279 ,1280 ,1281 ,1282 ,1283 ,1285 ,1286 ,1287 ,1289
SCANIA	391608	853914-6	1279
SCANIA	393263	883910-6	1008 ,1279 ,1285 ,1286 ,1288 ,1289
SCANIA	393264	883909-6	1008 ,1279 ,1285 ,1286 ,1288 ,1289
SCANIA	393564	883923-6	1008 ,1280 ,1281 ,1282 ,1283 ,1284 ,1285 ,1287
SCANIA	551469	903903-1	1280 ,1283 ,1284 ,1285 ,1287 ,1288
SCANIA	8131799	913901-6	10 ,343 ,726 ,1279 ,1281 ,1289 ,1290 ,1291 ,1441 ,1486 ,1537 ,1546
SEAT	026103383K	905002-1	106 ,107 ,113 ,115 ,116 ,117 ,118 ,119 ,120 ,139 ,518 ,553 ,597 ,1028 ,1325 ,1326 ,1330 ,1331 ,1656 ,1657 ,1658 ,1659 ,1660 ,1661 ,1663 ,1664 ,1665 ,1666 ,1673 ,1674 ,1675 ,1676 ,1677 ,1696 ,1697 ,1706
SEAT	026103383L	905002-1	106 ,107 ,113 ,115 ,116 ,117 ,118 ,119 ,120 ,139 ,518 ,553 ,597 ,1028 ,1325 ,1326 ,1330 ,1331 ,1656 ,1657 ,1658 ,1659 ,1660 ,1661 ,1663 ,1664 ,1665 ,1666 ,1673 ,1674 ,1675 ,1676 ,1677 ,1696 ,1697 ,1706
SEAT	026103383M	905002-1	106 ,107 ,113 ,115 ,116 ,117 ,118 ,119 ,120 ,139 ,518 ,553 ,597 ,1028 ,1325 ,1326 ,1330 ,1331 ,1656 ,1657 ,1658 ,1659 ,1660 ,1661 ,1663 ,1664 ,1665 ,1666 ,1673 ,1674 ,1675 ,1676 ,1677 ,1696 ,1697 ,1706
SEAT	026103383N	905002-1	106 ,107 ,113 ,115 ,116 ,117 ,118 ,119 ,120 ,139 ,518 ,553 ,597 ,1028 ,1325 ,1326 ,1330 ,1331 ,1656 ,1657 ,1658 ,1659 ,1660 ,1661 ,1663 ,1664 ,1665 ,1666 ,1673 ,1674 ,1675 ,1676 ,1677 ,1696 ,1697 ,1706
SEAT	026103383P	905002-1	106 ,107 ,113 ,115 ,116 ,117 ,118 ,119 ,120 ,139 ,518 ,553 ,597 ,1028 ,1325 ,1326 ,1330 ,1331 ,1656 ,1657 ,1658 ,1659 ,1660 ,1661 ,1663 ,1664 ,1665 ,1666 ,1673 ,1674 ,1675 ,1676 ,1677 ,1696 ,1697 ,1706
SEAT	026103383Q	905002-1	106 ,107 ,113 ,115 ,116 ,117 ,118 ,119 ,120 ,139 ,518 ,553 ,597 ,1028 ,1325 ,1326 ,1330 ,1331 ,1656 ,1657 ,1658 ,1659 ,1660 ,1661 ,1663 ,1664 ,1665 ,1666 ,1673 ,1674 ,1675 ,1676 ,1677 ,1696 ,1697 ,1706
SEAT	026103383S	905002-1	106 ,107 ,113 ,115 ,116 ,117 ,118 ,119 ,120 ,139 ,518 ,553 ,597 ,1028 ,1325 ,1326 ,1330 ,1331 ,1656 ,1657 ,1658 ,1659 ,1660 ,1661 ,1663 ,1664 ,1665 ,1666 ,1673 ,1674 ,1675 ,1676 ,1677 ,1696 ,1697 ,1706
SEAT	028103383BK	905024-1	99 ,100 ,1317 ,1320 ,1369 ,1643 ,1644 ,1646 ,1649 ,1650 ,1651
SEAT	028103383BR	905008-1	100 ,101 ,102 ,514 ,515 ,1317 ,1318 ,1319 ,1320 ,1321 ,1369 ,1644 ,1645 ,1646 ,1647 ,1650
SEAT	030103383K	905005-1	95 ,509 ,1314 ,1315 ,1629 ,1630 ,1631 ,1632
SEAT	030103383M	905005-1	95 ,509 ,1314 ,1315 ,1629 ,1630 ,1631 ,1632
SEAT	030103383N	905005-1	95 ,509 ,1314 ,1315 ,1629 ,1630 ,1631 ,1632
SEAT	030103419A	885010-4	1314 ,1315 ,1629 ,1630 ,1631 ,1632
SEAT	030109601G	855065-4	1314 ,1315 ,1629 ,1630 ,1631
SEAT	030109601J	855065-4	1314 ,1315 ,1629 ,1630 ,1631
SEAT	030109601L	855065-4	1314 ,1315 ,1629 ,1630 ,1631
SEAT	030109601M	855065-4	1314 ,1315 ,1629 ,1630 ,1631
SEAT	030109611D	865066-4	1315 ,1630 ,1631
SEAT	032103419A	885012-4	1311 ,1315 ,1365 ,1626 ,1635 ,1637
SEAT	032109611G	865068-4	1315 ,1365 ,1635 ,1637
SEAT	036109675	915097-8	32 ,94 ,96 ,99 ,103 ,104 ,106 ,108 ,109 ,110 ,111 ,112 ,113 ,114 ,121 ,122 ,123 ,124 ,125 ,126 ,127 ,128 ,129 ,130 ,131 ,132 ,137 ,138 ,139 ,140 ,141 ,142 ,143 ,146 ,199 ,200 ,203 ,204 ,205 ,207 ,208 ,209 ,210 ,211 ,212 ,215 ,216 ,241 ,243 ,245 ,246 ,247 ,248 ,249 ,250 ,251 ,252 ,253 ,258 ,259 ,291 ,292 ,293 ,301 ,302 ,303 ,307 ,308 ,314 ,322 ,330 ,331 ,332 ,333 ,334 ,375 ,376 ,380 ,430 ,431 ,443 ,446 ,518 ,521 ,560 ,569 ,575 ,589 ,590 ,591 ,592 ,593 ,594 ,597 ,623 ,626 ,659 ,660 ,661 ,690 ,714 ,716 ,717 ,721 ,722 ,723 ,732 ,735 ,879 ,880 ,881 ,882 ,883 ,884 ,885 ,886 ,887 ,889 ,890 ,891 ,892 ,898 ,903 ,904 ,932 ,936 ,974 ,975 ,978 ,993 ,994 ,995 ,1026 ,1027 ,1028 ,1030 ,1068 ,1069 ,1070 ,1072 ,1073 ,1074 ,1075 ,1077 ,1079 ,1080 ,1081 ,1121 ,1125 ,1126 ,1133 ,1134 ,1135 ,1136 ,1152 ,1153 ,1154 ,1155 ,1156 ,1158 ,1159 ,1160 ,1161 ,1225 ,1226 ,1232 ,1235 ,1238 ,1239 ,1255 ,1264 ,1265 ,1311 ,1315 ,1316 ,1319 ,1322 ,1323 ,1324 ,1325 ,1327 ,1328 ,1329 ,1330 ,1331 ,1332 ,1333 ,1334 ,1363 ,1365 ,1366 ,1367 ,1368 ,1370 ,1371 ,1372 ,1373 ,1374 ,1375 ,1376 ,1377 ,1378 ,1379 ,1382 ,1386 ,1387 ,1396 ,1407 ,1412 ,1418 ,1470 ,1471 ,1472 ,1473 ,1474 ,1475 ,1476 ,1477 ,1478 ,1479 ,1480 ,1481 ,1482 ,1517 ,1521 ,1626 ,1633 ,1636 ,1638 ,1639 ,1642 ,1643 ,1646 ,1649 ,1652 ,1653 ,1654 ,1655 ,1658 ,1661 ,1662 ,1663 ,1667 ,1668 ,1669 ,1670 ,1671 ,1672 ,1673 ,1678 ,1679 ,1680 ,1682 ,1683 ,1684 ,1685 ,1686 ,1687 ,1689 ,1695 ,1696 ,1697 ,1698 ,1699 ,1700 ,1705 ,1707 ,1708



# OE- Reference

OE- Manu.	Reference-No.	SM-No.	On Page
SEAT	036109675	915097-8	32 ,94 ,96 ,99 ,103 ,104 ,106 ,108 ,109 ,110 ,111 ,112 ,113 ,114 ,121 ,122 ,123 ,124 ,125 ,126 ,127 ,128 ,129 ,130 ,131 ,132 ,137 ,138 ,139 ,140 ,141 ,142 ,143 ,146 ,199 ,200 ,203 ,204 ,205 ,207 ,208 ,209 ,210 ,211 ,212 ,215 ,216 ,241 ,243 ,245 ,246 ,247 ,248 ,249 ,250 ,251 ,252 ,253 ,258 ,259 ,291 ,292 ,293 ,301 ,302 ,303 ,307 ,308 ,314 ,322 ,330 ,331 ,332 ,333 ,334 ,375 ,376 ,380 ,430 ,431 ,443 ,446 ,518 ,521 ,560 ,569 ,575 ,589 ,590 ,591 ,592 ,593 ,594 ,597 ,623 ,626 ,659 ,660 ,661 ,690 ,714 ,716 ,717 ,721 ,722 ,723 ,732 ,735 ,879 ,880 ,881 ,882 ,883 ,884 ,885 ,886 ,887 ,889 ,890 ,891 ,892 ,898 ,903 ,904 ,932 ,936 ,974 ,975 ,978 ,993 ,994 ,995 ,1026 ,1027 ,1028 ,1030 ,1068 ,1069 ,1070 ,1072 ,1073 ,1074 ,1075 ,1077 ,1079 ,1080 ,1081 ,1121 ,1125 ,1126 ,1133 ,1134 ,1135 ,1136 ,1152 ,1153 ,1154 ,1155 ,1156 ,1158 ,1159 ,1160 ,1161 ,1225 ,1226 ,1232 ,1235 ,1238 ,1239 ,1255 ,1264 ,1265 ,1311 ,1315 ,1316 ,1319 ,1322 ,1323 ,1324 ,1325 ,1327 ,1328 ,1329 ,1330 ,1331 ,1332 ,1333 ,1334 ,1363 ,1365 ,1366 ,1367 ,1368 ,1370 ,1371 ,1372 ,1373 ,1374 ,1375 ,1376 ,1377 ,1378 ,1379 ,1382 ,1386 ,1387 ,1396 ,1407 ,1412 ,1418 ,1470 ,1471 ,1472 ,1473 ,1474 ,1475 ,1476 ,1477 ,1478 ,1479 ,1480 ,1481 ,1482 ,1517 ,1521 ,1626 ,1633 ,1636 ,1638 ,1639 ,1642 ,1643 ,1646 ,1649 ,1652 ,1653 ,1654 ,1655 ,1658 ,1661 ,1662 ,1663 ,1667 ,1668 ,1669 ,1670 ,1671 ,1672 ,1673 ,1678 ,1679 ,1680 ,1682 ,1683 ,1684 ,1685 ,1686 ,1687 ,1689 ,1695 ,1696 ,1697 ,1698 ,1699 ,1700 ,1705 ,1707 ,1708
SEAT	036109675A	915097-8	32 ,94 ,96 ,99 ,103 ,104 ,106 ,108 ,109 ,110 ,111 ,112 ,113 ,114 ,121 ,122 ,123 ,124 ,125 ,126 ,127 ,128 ,129 ,130 ,131 ,132 ,137 ,138 ,139 ,140 ,141 ,142 ,143 ,146 ,199 ,200 ,203 ,204 ,205 ,207 ,208 ,209 ,210 ,211 ,212 ,215 ,216 ,241 ,243 ,245 ,246 ,247 ,248 ,249 ,250 ,251 ,252 ,253 ,258 ,259 ,291 ,292 ,293 ,301 ,302 ,303 ,307 ,308 ,314 ,322 ,330 ,331 ,332 ,333 ,334 ,375 ,376 ,380 ,430 ,431 ,443 ,446 ,518 ,521 ,560 ,569 ,575 ,589 ,590 ,591 ,592 ,593 ,594 ,597 ,623 ,626 ,659 ,660 ,661 ,690 ,714 ,716 ,717 ,721 ,722 ,723 ,732 ,735 ,879 ,880 ,881 ,882 ,883 ,884 ,885 ,886 ,887 ,889 ,890 ,891 ,892 ,898 ,903 ,904 ,932 ,936 ,974 ,975 ,978 ,993 ,994 ,995 ,1026 ,1027 ,1028 ,1030 ,1068 ,1069 ,1070 ,1072 ,1073 ,1074 ,1075 ,1077 ,1079 ,1080 ,1081 ,1121 ,1125 ,1126 ,1133 ,1134 ,1135 ,1136 ,1152 ,1153 ,1154 ,1155 ,1156 ,1158 ,1159 ,1160 ,1161 ,1225 ,1226 ,1232 ,1235 ,1238 ,1239 ,1255 ,1264 ,1265 ,1311 ,1315 ,1316 ,1319 ,1322 ,1323 ,1324 ,1325 ,1327 ,1328 ,1329 ,1330 ,1331 ,1332 ,1333 ,1334 ,1363 ,1365 ,1366 ,1367 ,1368 ,1370 ,1371 ,1372 ,1373 ,1374 ,1375 ,1376 ,1377 ,1378 ,1379 ,1382 ,1386 ,1387 ,1396 ,1407 ,1412 ,1418 ,1470 ,1471 ,1472 ,1473 ,1474 ,1475 ,1476 ,1477 ,1478 ,1479 ,1480 ,1481 ,1482 ,1517 ,1521 ,1626 ,1633 ,1636 ,1638 ,1639 ,1642 ,1643 ,1646 ,1649 ,1652 ,1653 ,1654 ,1655 ,1658 ,1661 ,1662 ,1663 ,1667 ,1668 ,1669 ,1670 ,1671 ,1672 ,1673 ,1678 ,1679 ,1680 ,1682 ,1683 ,1684 ,1685 ,1686 ,1687 ,1689 ,1695 ,1696 ,1697 ,1698 ,1699 ,1700 ,1705 ,1707 ,1708
SEAT	037109601	850227-4	107 ,108 ,120 ,121 ,138 ,140 ,1326 ,1327 ,1332 ,1333 ,1374 ,1377 ,1661 ,1664 ,1666 ,1667 ,1668 ,1679 ,1680 ,1681 ,1682 ,1683 ,1697 ,1699 ,1700
SEAT	058103383FN	905004-1	97 ,98 ,322 ,1634 ,1641 ,1695
SEAT	068103383EK	905003-1	97 ,98 ,322 ,1431 ,1634 ,1635 ,1636 ,1637 ,1638 ,1641 ,1695
SEAT	068198001	905091-1	97 ,98 ,1634 ,1638 ,1639 ,1640 ,1641
SEAT	06B103383D	905009-1	108 ,112 ,113 ,1324 ,1325 ,1329 ,1372 ,1373 ,1655 ,1662 ,1667
SEAT	06B103383G	905009-1	108 ,112 ,113 ,1324 ,1325 ,1329 ,1372 ,1373 ,1655 ,1662 ,1667
SEAT	06B103383H	905009-1	108 ,112 ,113 ,1324 ,1325 ,1329 ,1372 ,1373 ,1655 ,1662 ,1667
SEAT	SE039442760A	915001-8	22 ,23 ,24 ,25 ,26 ,27 ,96 ,99 ,100 ,101 ,102 ,103 ,104 ,107 ,108 ,110 ,111 ,118 ,119 ,120 ,121 ,122 ,128 ,129 ,138 ,140 ,142 ,199 ,200 ,202 ,203 ,204 ,206 ,207 ,208 ,210 ,211 ,212 ,286 ,287 ,289 ,290 ,292 ,293 ,295 ,302 ,303 ,304 ,307 ,321 ,323 ,341 ,424 ,425 ,426 ,427 ,428 ,430 ,431 ,432 ,433 ,435 ,439 ,443 ,444 ,514 ,515 ,516 ,518 ,519 ,530 ,553 ,563 ,623 ,659 ,697 ,706 ,707 ,708 ,709 ,710 ,712 ,713 ,715 ,716 ,717 ,732 ,735 ,784 ,881 ,993 ,994 ,1025 ,1026 ,1027 ,1073 ,1119 ,1120 ,1121 ,1123 ,1124 ,1125 ,1126 ,1128 ,1130 ,1136 ,1137 ,1158 ,1159 ,1161 ,1224 ,1225 ,1227 ,1232 ,1233 ,1235 ,1236 ,1238 ,1239 ,1255 ,1266 ,1267 ,1311 ,1312 ,1313 ,1314 ,1315 ,1317 ,1318 ,1319 ,1320 ,1321 ,1322 ,1323 ,1325 ,1326 ,1327 ,1328 ,1331 ,1332 ,1333 ,1334 ,1363 ,1365 ,1367 ,1368 ,1369 ,1370 ,1371 ,1372 ,1374 ,1377 ,1378 ,1382 ,1413 ,1475 ,1514 ,1523 ,1524 ,1626 ,1627 ,1629 ,1630 ,1631 ,1632 ,1633 ,1635 ,1637 ,1638 ,1643 ,1644 ,1645 ,1646 ,1647 ,1648 ,1649 ,1650 ,1651 ,1652 ,1654 ,1660 ,1661 ,1663 ,1664 ,1665 ,1666 ,1667 ,1668 ,1669 ,1670 ,1671 ,1676 ,1677 ,1678 ,1679 ,1680 ,1681 ,1682 ,1683 ,1695 ,1696 ,1697 ,1698 ,1699 ,1700 ,1705 ,1706 ,1707 ,1708 ,1714
SEAT	SE700012326A	912801-8	94 ,95 ,96 ,97 ,98 ,99 ,100 ,104 ,105 ,106 ,107 ,108 ,113 ,115 ,116 ,117 ,118 ,119 ,120 ,121 ,125 ,126 ,138 ,139 ,140 ,202 ,209 ,210 ,211 ,322 ,425 ,428 ,429 ,430 ,431 ,433 ,434 ,438 ,439 ,441 ,443 ,512 ,514 ,518 ,519 ,521 ,552 ,553 ,554 ,591 ,597 ,696 ,697 ,708 ,709 ,712 ,1028 ,1076 ,1264 ,1314 ,1315 ,1316 ,1317 ,1319 ,1320 ,1323 ,1325 ,1326 ,1330 ,1331 ,1332 ,1334 ,1369 ,1413 ,1477 ,1513 ,1517 ,1626 ,1629 ,1630 ,1631 ,1632 ,1633 ,1634 ,1635 ,1636 ,1637 ,1638 ,1639 ,1640 ,1641 ,1642 ,1643 ,1644 ,1646 ,1647 ,1649 ,1650 ,1653 ,1654 ,1656 ,1657 ,1658 ,1659 ,1660 ,1661 ,1663 ,1664 ,1665 ,1666 ,1667 ,1668 ,1669 ,1671 ,1673 ,1674 ,1675 ,1676 ,1677 ,1678 ,1680 ,1684 ,1695 ,1696 ,1697 ,1706 ,1714 ,1715
SKODA	026103383K	905002-1	106 ,107 ,113 ,115 ,116 ,117 ,118 ,119 ,120 ,139 ,518 ,553 ,597 ,1028 ,1325 ,1326 ,1330 ,1331 ,1656 ,1657 ,1658 ,1659 ,1660 ,1661 ,1663 ,1664 ,1665 ,1666 ,1673 ,1674 ,1675 ,1676 ,1677 ,1696 ,1697 ,1706
SKODA	026103383L	905002-1	106 ,107 ,113 ,115 ,116 ,117 ,118 ,119 ,120 ,139 ,518 ,553 ,597 ,1028 ,1325 ,1326 ,1330 ,1331 ,1656 ,1657 ,1658 ,1659 ,1660 ,1661 ,1663 ,1664 ,1665 ,1666 ,1673 ,1674 ,1675 ,1676 ,1677 ,1696 ,1697 ,1706

# OE- Reference



OE- Manu.	Reference-No.	SM-No.	On Page
SKODA	026103383L	905002-1	106 ,107 ,113 ,115 ,116 ,117 ,118 ,119 ,120 ,139 ,518 ,553 ,597 ,1028 ,1325 ,1326 ,1330 ,1331 ,1656 ,1657 ,1658 ,1659 ,1660 ,1661 ,1663 ,1664 ,1665 ,1666 ,1673 ,1674 ,1675 ,1676 ,1677 ,1696 ,1697 ,1706
SKODA	026103383M	905002-1	106 ,107 ,113 ,115 ,116 ,117 ,118 ,119 ,120 ,139 ,518 ,553 ,597 ,1028 ,1325 ,1326 ,1330 ,1331 ,1656 ,1657 ,1658 ,1659 ,1660 ,1661 ,1663 ,1664 ,1665 ,1666 ,1673 ,1674 ,1675 ,1676 ,1677 ,1696 ,1697 ,1706
SKODA	026103383N	905002-1	106 ,107 ,113 ,115 ,116 ,117 ,118 ,119 ,120 ,139 ,518 ,553 ,597 ,1028 ,1325 ,1326 ,1330 ,1331 ,1656 ,1657 ,1658 ,1659 ,1660 ,1661 ,1663 ,1664 ,1665 ,1666 ,1673 ,1674 ,1675 ,1676 ,1677 ,1696 ,1697 ,1706
SKODA	026103383P	905002-1	106 ,107 ,113 ,115 ,116 ,117 ,118 ,119 ,120 ,139 ,518 ,553 ,597 ,1028 ,1325 ,1326 ,1330 ,1331 ,1656 ,1657 ,1658 ,1659 ,1660 ,1661 ,1663 ,1664 ,1665 ,1666 ,1673 ,1674 ,1675 ,1676 ,1677 ,1696 ,1697 ,1706
SKODA	026103383Q	905002-1	106 ,107 ,113 ,115 ,116 ,117 ,118 ,119 ,120 ,139 ,518 ,553 ,597 ,1028 ,1325 ,1326 ,1330 ,1331 ,1656 ,1657 ,1658 ,1659 ,1660 ,1661 ,1663 ,1664 ,1665 ,1666 ,1673 ,1674 ,1675 ,1676 ,1677 ,1696 ,1697 ,1706
SKODA	026103383R	905002-1	106 ,107 ,113 ,115 ,116 ,117 ,118 ,119 ,120 ,139 ,518 ,553 ,597 ,1028 ,1325 ,1326 ,1330 ,1331 ,1656 ,1657 ,1658 ,1659 ,1660 ,1661 ,1663 ,1664 ,1665 ,1666 ,1673 ,1674 ,1675 ,1676 ,1677 ,1696 ,1697 ,1706
SKODA	026103383S	905002-1	106 ,107 ,113 ,115 ,116 ,117 ,118 ,119 ,120 ,139 ,518 ,553 ,597 ,1028 ,1325 ,1326 ,1330 ,1331 ,1656 ,1657 ,1658 ,1659 ,1660 ,1661 ,1663 ,1664 ,1665 ,1666 ,1673 ,1674 ,1675 ,1676 ,1677 ,1696 ,1697 ,1706
SKODA	028103383BK	905024-1	99 ,100 ,1317 ,1320 ,1369 ,1643 ,1644 ,1646 ,1649 ,1650 ,1651
SKODA	028103383BR	905008-1	100 ,101 ,102 ,514 ,515 ,1317 ,1318 ,1319 ,1320 ,1321 ,1369 ,1644 ,1645 ,1646 ,1647 ,1650
SKODA	030103383K	905005-1	95 ,509 ,1314 ,1315 ,1629 ,1630 ,1631 ,1632
SKODA	030103383M	905005-1	95 ,509 ,1314 ,1315 ,1629 ,1630 ,1631 ,1632
SKODA	030103383N	905005-1	95 ,509 ,1314 ,1315 ,1629 ,1630 ,1631 ,1632
SKODA	036109675	915097-8	32 ,94 ,96 ,99 ,103 ,104 ,106 ,108 ,109 ,110 ,111 ,112 ,113 ,114 ,121 ,122 ,123 ,124 ,125 ,126 ,127 ,128 ,129 ,130 ,131 ,132 ,137 ,138 ,139 ,140 ,141 ,142 ,143 ,146 ,199 ,200 ,203 ,204 ,205 ,207 ,208 ,209 ,210 ,211 ,212 ,215 ,216 ,241 ,243 ,245 ,246 ,247 ,248 ,249 ,250 ,251 ,252 ,253 ,258 ,259 ,291 ,292 ,293 ,301 ,302 ,303 ,307 ,308 ,314 ,322 ,330 ,331 ,332 ,333 ,334 ,375 ,376 ,380 ,430 ,431 ,443 ,446 ,518 ,521 ,560 ,569 ,575 ,589 ,590 ,591 ,592 ,593 ,594 ,597 ,623 ,626 ,659 ,660 ,661 ,690 ,714 ,716 ,717 ,721 ,722 ,723 ,732 ,735 ,879 ,880 ,881 ,882 ,883 ,884 ,885 ,886 ,887 ,889 ,890 ,891 ,892 ,898 ,903 ,904 ,932 ,936 ,974 ,975 ,978 ,993 ,994 ,995 ,1026 ,1027 ,1028 ,1030 ,1068 ,1069 ,1070 ,1072 ,1073 ,1074 ,1075 ,1077 ,1079 ,1080 ,1081 ,1121 ,1125 ,1126 ,1133 ,1134 ,1135 ,1136 ,1152 ,1153 ,1154 ,1155 ,1156 ,1158 ,1159 ,1160 ,1161 ,1225 ,1226 ,1232 ,1235 ,1238 ,1239 ,1255 ,1264 ,1265 ,1311 ,1315 ,1316 ,1319 ,1322 ,1323 ,1324 ,1325 ,1327 ,1328 ,1329 ,1330 ,1331 ,1332 ,1333 ,1334 ,1363 ,1365 ,1366 ,1367 ,1368 ,1370 ,1371 ,1372 ,1373 ,1374 ,1375 ,1376 ,1377 ,1378 ,1379 ,1382 ,1386 ,1387 ,1396 ,1407 ,1412 ,1418 ,1470 ,1471 ,1472 ,1473 ,1474 ,1475 ,1476 ,1477 ,1478 ,1479 ,1480 ,1481 ,1482 ,1517 ,1521 ,1626 ,1633 ,1636 ,1638 ,1639 ,1642 ,1643 ,1646 ,1649 ,1652 ,1653 ,1654 ,1655 ,1658 ,1661 ,1662 ,1663 ,1667 ,1668 ,1669 ,1670 ,1671 ,1672 ,1673 ,1678 ,1679 ,1680 ,1682 ,1683 ,1684 ,1685 ,1686 ,1687 ,1689 ,1695 ,1696 ,1697 ,1698 ,1699 ,1700 ,1705 ,1707 ,1708
SKODA	057109675	915097-8	32 ,94 ,96 ,99 ,103 ,104 ,106 ,108 ,109 ,110 ,111 ,112 ,113 ,114 ,121 ,122 ,123 ,124 ,125 ,126 ,127 ,128 ,129 ,130 ,131 ,132 ,137 ,138 ,139 ,140 ,141 ,142 ,143 ,146 ,199 ,200 ,203 ,204 ,205 ,207 ,208 ,209 ,210 ,211 ,212 ,215 ,216 ,241 ,243 ,245 ,246 ,247 ,248 ,249 ,250 ,251 ,252 ,253 ,258 ,259 ,291 ,292 ,293 ,301 ,302 ,303 ,307 ,308 ,314 ,322 ,330 ,331 ,332 ,333 ,334 ,375 ,376 ,380 ,430 ,431 ,443 ,446 ,518 ,521 ,560 ,569 ,575 ,589 ,590 ,591 ,592 ,593 ,594 ,597 ,623 ,626 ,659 ,660 ,661 ,690 ,714 ,716 ,717 ,721 ,722 ,723 ,732 ,735 ,879 ,880 ,881 ,882 ,883 ,884 ,885 ,886 ,887 ,889 ,890 ,891 ,892 ,898 ,903 ,904 ,932 ,936 ,974 ,975 ,978 ,993 ,994 ,995 ,1026 ,1027 ,1028 ,1030 ,1068 ,1069 ,1070 ,1072 ,1073 ,1074 ,1075 ,1077 ,1079 ,1080 ,1081 ,1121 ,1125 ,1126 ,1133 ,1134 ,1135 ,1136 ,1152 ,1153 ,1154 ,1155 ,1156 ,1158 ,1159 ,1160 ,1161 ,1225 ,1226 ,1232 ,1235 ,1238 ,1239 ,1255 ,1264 ,1265 ,1311 ,1315 ,1316 ,1319 ,1322 ,1323 ,1324 ,1325 ,1327 ,1328 ,1329 ,1330 ,1331 ,1332 ,1333 ,1334 ,1363 ,1365 ,1366 ,1367 ,1368 ,1370 ,1371 ,1372 ,1373 ,1374 ,1375 ,1376 ,1377 ,1378 ,1379 ,1382 ,1386 ,1387 ,1396 ,1407 ,1412 ,1418 ,1470 ,1471 ,1472 ,1473 ,1474 ,1475 ,1476 ,1477 ,1478 ,1479 ,1480 ,1481 ,1482 ,1517 ,1521 ,1626 ,1633 ,1636 ,1638 ,1639 ,1642 ,1643 ,1646 ,1649 ,1652 ,1653 ,1654 ,1655 ,1658 ,1661 ,1662 ,1663 ,1667 ,1668 ,1669 ,1670 ,1671 ,1672 ,1673 ,1678 ,1679 ,1680 ,1682 ,1683 ,1684 ,1685 ,1686 ,1687 ,1689 ,1695 ,1696 ,1697 ,1698 ,1699 ,1700 ,1705 ,1707 ,1708
SKODA	068103383EK	905003-1	97 ,98 ,322 ,1431 ,1634 ,1635 ,1636 ,1637 ,1638 ,1641 ,1695
SKODA	068103383FN	905004-1	97 ,98 ,322 ,1634 ,1641 ,1695
SKODA	068198001	905091-1	97 ,98 ,1634 ,1638 ,1639 ,1640 ,1641
SKODA	06B103383D	905009-1	108 ,112 ,113 ,1324 ,1325 ,1329 ,1372 ,1373 ,1655 ,1662 ,1667
SKODA	06B103383G	905009-1	108 ,112 ,113 ,1324 ,1325 ,1329 ,1372 ,1373 ,1655 ,1662 ,1667
SKODA	06B103383H	905009-1	108 ,112 ,113 ,1324 ,1325 ,1329 ,1372 ,1373 ,1655 ,1662 ,1667



# OE- Reference

OE- Manu.	Reference-No.	SM-No.	On Page
SKODA	06B103383H	905009-1	108 ,112 ,113 ,1324 ,1325 ,1329 ,1372 ,1373 ,1655 ,1662 ,1667
SKODA	441054151716	915001-8	22 ,23 ,24 ,25 ,26 ,27 ,96 ,99 ,100 ,101 ,102 ,103 ,104 ,107 ,108 ,110 ,111 ,118 ,119 ,120 ,121 ,122 ,128 ,129 ,138 ,140 ,142 ,199 ,200 ,202 ,203 ,204 ,206 ,207 ,208 ,210 ,211 ,212 ,286 ,287 ,289 ,290 ,292 ,293 ,295 ,302 ,303 ,304 ,307 ,321 ,323 ,341 ,424 ,425 ,426 ,427 ,428 ,430 ,431 ,432 ,433 ,435 ,439 ,443 ,444 ,514 ,515 ,516 ,518 ,519 ,530 ,553 ,563 ,623 ,659 ,697 ,706 ,707 ,708 ,709 ,710 ,712 ,713 ,715 ,716 ,717 ,732 ,735 ,784 ,881 ,993 ,994 ,1025 ,1026 ,1027 ,1073 ,1119 ,1120 ,1121 ,1123 ,1124 ,1125 ,1126 ,1128 ,1130 ,1136 ,1137 ,1158 ,1159 ,1161 ,1224 ,1225 ,1227 ,1232 ,1233 ,1235 ,1236 ,1238 ,1239 ,1255 ,1266 ,1267 ,1311 ,1312 ,1313 ,1314 ,1315 ,1317 ,1318 ,1319 ,1320 ,1321 ,1322 ,1323 ,1325 ,1326 ,1327 ,1328 ,1331 ,1332 ,1333 ,1334 ,1363 ,1365 ,1367 ,1368 ,1369 ,1370 ,1371 ,1372 ,1374 ,1377 ,1378 ,1382 ,1413 ,1475 ,1514 ,1523 ,1524 ,1626 ,1627 ,1629 ,1630 ,1631 ,1632 ,1633 ,1635 ,1637 ,1638 ,1643 ,1644 ,1645 ,1646 ,1647 ,1648 ,1649 ,1650 ,1651 ,1652 ,1654 ,1660 ,1661 ,1663 ,1664 ,1665 ,1666 ,1667 ,1668 ,1669 ,1670 ,1671 ,1676 ,1677 ,1678 ,1679 ,1680 ,1681 ,1682 ,1683 ,1695 ,1696 ,1697 ,1698 ,1699 ,1700 ,1705 ,1706 ,1707 ,1708 ,1714
SKODA	642533	915097-8	32 ,94 ,96 ,99 ,103 ,104 ,106 ,108 ,109 ,110 ,111 ,112 ,113 ,114 ,121 ,122 ,123 ,124 ,125 ,126 ,127 ,128 ,129 ,130 ,131 ,132 ,137 ,138 ,139 ,140 ,141 ,142 ,143 ,146 ,199 ,200 ,203 ,204 ,205 ,207 ,208 ,209 ,210 ,211 ,212 ,215 ,216 ,241 ,243 ,245 ,246 ,247 ,248 ,249 ,250 ,251 ,252 ,253 ,258 ,259 ,291 ,292 ,293 ,301 ,302 ,303 ,307 ,308 ,314 ,322 ,330 ,331 ,332 ,333 ,334 ,375 ,376 ,380 ,430 ,431 ,443 ,446 ,518 ,521 ,560 ,569 ,575 ,589 ,590 ,591 ,592 ,593 ,594 ,597 ,623 ,626 ,659 ,660 ,661 ,690 ,714 ,716 ,717 ,721 ,722 ,723 ,732 ,735 ,879 ,880 ,881 ,882 ,883 ,884 ,885 ,886 ,887 ,889 ,890 ,891 ,892 ,898 ,903 ,904 ,932 ,936 ,974 ,975 ,978 ,993 ,994 ,995 ,1026 ,1027 ,1028 ,1030 ,1068 ,1069 ,1070 ,1072 ,1073 ,1074 ,1075 ,1077 ,1079 ,1080 ,1081 ,1121 ,1125 ,1126 ,1133 ,1134 ,1135 ,1136 ,1152 ,1153 ,1154 ,1155 ,1156 ,1158 ,1159 ,1160 ,1161 ,1225 ,1226 ,1232 ,1235 ,1238 ,1239 ,1255 ,1264 ,1265 ,1311 ,1315 ,1316 ,1319 ,1322 ,1323 ,1324 ,1325 ,1327 ,1328 ,1329 ,1330 ,1331 ,1332 ,1333 ,1334 ,1363 ,1365 ,1366 ,1367 ,1368 ,1370 ,1371 ,1372 ,1373 ,1374 ,1375 ,1376 ,1377 ,1378 ,1379 ,1382 ,1386 ,1387 ,1396 ,1407 ,1412 ,1418 ,1470 ,1471 ,1472 ,1473 ,1474 ,1475 ,1476 ,1477 ,1478 ,1479 ,1480 ,1481 ,1482 ,1517 ,1521 ,1626 ,1633 ,1636 ,1638 ,1639 ,1642 ,1643 ,1646 ,1649 ,1652 ,1653 ,1654 ,1655 ,1658 ,1661 ,1662 ,1663 ,1667 ,1668 ,1669 ,1670 ,1671 ,1672 ,1673 ,1678 ,1679 ,1680 ,1682 ,1683 ,1684 ,1685 ,1686 ,1687 ,1689 ,1695 ,1696 ,1697 ,1698 ,1699 ,1700 ,1705 ,1707 ,1708
SMART	0000160120	915097-8	32 ,94 ,96 ,99 ,103 ,104 ,106 ,108 ,109 ,110 ,111 ,112 ,113 ,114 ,121 ,122 ,123 ,124 ,125 ,126 ,127 ,128 ,129 ,130 ,131 ,132 ,137 ,138 ,139 ,140 ,141 ,142 ,143 ,146 ,199 ,200 ,203 ,204 ,205 ,207 ,208 ,209 ,210 ,211 ,212 ,215 ,216 ,241 ,243 ,245 ,246 ,247 ,248 ,249 ,250 ,251 ,252 ,253 ,258 ,259 ,291 ,292 ,293 ,301 ,302 ,303 ,307 ,308 ,314 ,322 ,330 ,331 ,332 ,333 ,334 ,375 ,376 ,380 ,430 ,431 ,443 ,446 ,518 ,521 ,560 ,569 ,575 ,589 ,590 ,591 ,592 ,593 ,594 ,597 ,623 ,626 ,659 ,660 ,661 ,690 ,714 ,716 ,717 ,721 ,722 ,723 ,732 ,735 ,879 ,880 ,881 ,882 ,883 ,884 ,885 ,886 ,887 ,889 ,890 ,891 ,892 ,898 ,903 ,904 ,932 ,936 ,974 ,975 ,978 ,993 ,994 ,995 ,1026 ,1027 ,1028 ,1030 ,1068 ,1069 ,1070 ,1072 ,1073 ,1074 ,1075 ,1077 ,1079 ,1080 ,1081 ,1121 ,1125 ,1126 ,1133 ,1134 ,1135 ,1136 ,1152 ,1153 ,1154 ,1155 ,1156 ,1158 ,1159 ,1160 ,1161 ,1225 ,1226 ,1232 ,1235 ,1238 ,1239 ,1255 ,1264 ,1265 ,1311 ,1315 ,1316 ,1319 ,1322 ,1323 ,1324 ,1325 ,1327 ,1328 ,1329 ,1330 ,1331 ,1332 ,1333 ,1334 ,1363 ,1365 ,1366 ,1367 ,1368 ,1370 ,1371 ,1372 ,1373 ,1374 ,1375 ,1376 ,1377 ,1378 ,1379 ,1382 ,1386 ,1387 ,1396 ,1407 ,1412 ,1418 ,1470 ,1471 ,1472 ,1473 ,1474 ,1475 ,1476 ,1477 ,1478 ,1479 ,1480 ,1481 ,1482 ,1517 ,1521 ,1626 ,1633 ,1636 ,1638 ,1639 ,1642 ,1643 ,1646 ,1649 ,1652 ,1653 ,1654 ,1655 ,1658 ,1661 ,1662 ,1663 ,1667 ,1668 ,1669 ,1670 ,1671 ,1672 ,1673 ,1678 ,1679 ,1680 ,1682 ,1683 ,1684 ,1685 ,1686 ,1687 ,1689 ,1695 ,1696 ,1697 ,1698 ,1699 ,1700 ,1705 ,1707 ,1708
SMART	1600500180	973801-8	21 ,22 ,24 ,259 ,286 ,287 ,288 ,290 ,294 ,298 ,300 ,301 ,334 ,383 ,429 ,431 ,432 ,435 ,436 ,440 ,441 ,505 ,506 ,507 ,509 ,510 ,527 ,597 ,612 ,655 ,659 ,678 ,684 ,709 ,711 ,712 ,714 ,721 ,722 ,732 ,793 ,880 ,883 ,884 ,887 ,892 ,903 ,904 ,932 ,974 ,975 ,978 ,987 ,995 ,1028 ,1029 ,1067 ,1077 ,1078 ,1119 ,1120 ,1121 ,1122 ,1127 ,1131 ,1133 ,1134 ,1236 ,1237 ,1386 ,1387 ,1396 ,1412 ,1413 ,1414 ,1415 ,1431 ,1469 ,1478 ,1479 ,1512
SMART	1600530001	851015-3	879 ,1386
SMART	3066V003000000	973801-8	21 ,22 ,24 ,259 ,286 ,287 ,288 ,290 ,294 ,298 ,300 ,301 ,334 ,383 ,429 ,431 ,432 ,435 ,436 ,440 ,441 ,505 ,506 ,507 ,509 ,510 ,527 ,597 ,612 ,655 ,659 ,678 ,684 ,709 ,711 ,712 ,714 ,721 ,722 ,732 ,793 ,880 ,883 ,884 ,887 ,892 ,903 ,904 ,932 ,974 ,975 ,978 ,987 ,995 ,1028 ,1029 ,1067 ,1077 ,1078 ,1119 ,1120 ,1121 ,1122 ,1127 ,1131 ,1133 ,1134 ,1236 ,1237 ,1386 ,1387 ,1396 ,1412 ,1413 ,1414 ,1415 ,1431 ,1469 ,1478 ,1479 ,1512
SMART	4572V001000000	973801-8	21 ,22 ,24 ,259 ,286 ,287 ,288 ,290 ,294 ,298 ,300 ,301 ,334 ,383 ,429 ,431 ,432 ,435 ,436 ,440 ,441 ,505 ,506 ,507 ,509 ,510 ,527 ,597 ,612 ,655 ,659 ,678 ,684 ,709 ,711 ,712 ,714 ,721 ,722 ,732 ,793 ,880 ,883 ,884 ,887 ,892 ,903 ,904 ,932 ,974 ,975 ,978 ,987 ,995 ,1028 ,1029 ,1067 ,1077 ,1078 ,1119 ,1120 ,1121 ,1122 ,1127 ,1131 ,1133 ,1134 ,1236 ,1237 ,1386 ,1387 ,1396 ,1412 ,1413 ,1414 ,1415 ,1431 ,1469 ,1478 ,1479 ,1512



# OE- Reference



OE- Manu.	Reference-No.	SM-No.	On Page
SMART	4572V001000000	973801-8	21 ,22 ,24 ,259 ,286 ,287 ,288 ,290 ,294 ,298 ,300 ,301 ,334 ,383 ,429 ,431 ,432 ,435 ,436 ,440 ,441 ,505 ,506 ,507 ,509 ,510 ,527 ,597 ,612 ,655 ,659 ,678 ,684 ,709 ,711 ,712 ,714 ,721 ,722 ,732 ,793 ,880 ,883 ,884 ,887 ,892 ,903 ,904 ,932 ,974 ,975 ,978 ,987 ,995 ,1028 ,1029 ,1067 ,1077 ,1078 ,1119 ,1120 ,1121 ,1122 ,1127 ,1131 ,1133 ,1134 ,1236 ,1237 ,1386 ,1387 ,1396 ,1412 ,1413 ,1414 ,1415 ,1431 ,1469 ,1478 ,1479 ,1512
SMART	6420500080	973801-8	21 ,22 ,24 ,259 ,286 ,287 ,288 ,290 ,294 ,298 ,300 ,301 ,334 ,383 ,429 ,431 ,432 ,435 ,436 ,440 ,441 ,505 ,506 ,507 ,509 ,510 ,527 ,597 ,612 ,655 ,659 ,678 ,684 ,709 ,711 ,712 ,714 ,721 ,722 ,732 ,793 ,880 ,883 ,884 ,887 ,892 ,903 ,904 ,932 ,974 ,975 ,978 ,987 ,995 ,1028 ,1029 ,1067 ,1077 ,1078 ,1119 ,1120 ,1121 ,1122 ,1127 ,1131 ,1133 ,1134 ,1236 ,1237 ,1386 ,1387 ,1396 ,1412 ,1413 ,1414 ,1415 ,1431 ,1469 ,1478 ,1479 ,1512
SMART	6420500180	973801-8	21 ,22 ,24 ,259 ,286 ,287 ,288 ,290 ,294 ,298 ,300 ,301 ,334 ,383 ,429 ,431 ,432 ,435 ,436 ,440 ,441 ,505 ,506 ,507 ,509 ,510 ,527 ,597 ,612 ,655 ,659 ,678 ,684 ,709 ,711 ,712 ,714 ,721 ,722 ,732 ,793 ,880 ,883 ,884 ,887 ,892 ,903 ,904 ,932 ,974 ,975 ,978 ,987 ,995 ,1028 ,1029 ,1067 ,1077 ,1078 ,1119 ,1120 ,1121 ,1122 ,1127 ,1131 ,1133 ,1134 ,1236 ,1237 ,1386 ,1387 ,1396 ,1412 ,1413 ,1414 ,1415 ,1431 ,1469 ,1478 ,1479 ,1512
SMART	6420530401	851073-3	560 ,884 ,995 ,1387
SMART	6600530101	851019-3	1386
SMART	6600530201	851019-3	1386

SSANGYONG	1110530101	851098-4	335 ,894 ,896 ,900 ,902 ,1399
SSANGYONG	1110530201	851098-4	335 ,894 ,896 ,900 ,902 ,1399
SSANGYONG	6010531201	851045-4	335 ,887 ,888 ,889 ,894 ,896 ,897 ,898 ,899 ,1397 ,1398
SSANGYONG	6010531501	851045-4	335 ,887 ,888 ,889 ,894 ,896 ,897 ,898 ,899 ,1397 ,1398
SSANGYONG	6010531701	851045-4	335 ,887 ,888 ,889 ,894 ,896 ,897 ,898 ,899 ,1397 ,1398

STEYR	21300472	885510-4	1403
STEYR	21300539	865506-4	1403
STEYR	21300540	855505-4	1403
STEYR	40604603	885512-4	
STEYR	406050007	865508-6	
STEYR	4070501	855501-6	1402
STEYR	4070502	865502-6	1402
STEYR	609F0502	855503-6	1402
STEYR	609F0503	K-10	35 ,337 ,361 ,362 ,363 ,370 ,392 ,393 ,647 ,648 ,667 ,668 ,726 ,729 ,746 ,747 ,748 ,778 ,1006 ,1241 ,1248 ,1273 ,1390 ,1439 ,1718
STEYR	61060050001	855515-6	1402
STEYR	61060050002	865504-6	1402
STEYR	61560050006	865512-6	1403
STEYR	61560050012	865512-6	1403
STEYR	61560050027	865510-6	1403
STEYR	61560050041	865514-6	1345 ,1403
STEYR	61560050042	855513-6	1345 ,1403

SUZUKI	11110-84A50-000	483801-1	322 ,1026 ,1225 ,1412
SUZUKI	1111084A50000	483801-1	322 ,1026 ,1225 ,1412
SUZUKI	1111084A51000	483801-1	322 ,1026 ,1225 ,1412
SUZUKI	1111184CTO	483803-1	1073 ,1227 ,1228 ,1229 ,1232 ,1475
SUZUKI	11141-75101	909401-1	152 ,1411 ,1466
SUZUKI	11141-75102	909401-1	152 ,1411 ,1466
SUZUKI	1286084E00000	973506-8	122 ,240 ,241 ,242 ,250 ,287 ,298 ,301 ,441 ,507 ,518 ,589 ,793 ,917 ,1065 ,1131 ,1133 ,1134 ,1328 ,1412 ,1415 ,1467 ,1468 ,1661 ,1662
SUZUKI	1289185Z10	973502-8	243 ,244 ,245 ,246 ,247 ,248 ,249 ,250 ,251 ,252 ,253 ,329 ,330 ,331 ,332 ,334 ,589 ,590 ,591 ,592 ,593 ,594 ,626 ,698 ,1068 ,1070 ,1071 ,1072 ,1073 ,1074 ,1075 ,1077 ,1079 ,1080 ,1081 ,1264 ,1265 ,1414 ,1470 ,1471 ,1472 ,1473 ,1474 ,1476 ,1477 ,1478 ,1479 ,1480 ,1481 ,1482
SUZUKI	1291067JG0	853803-4	993 ,1027 ,1073 ,1232 ,1475 ,1514
SUZUKI	12911-68L10000	852011-4	20 ,240 ,258 ,425 ,505 ,507 ,519 ,553 ,706 ,784 ,787 ,1064 ,1119 ,1407 ,1411 ,1422 ,1466
SUZUKI	12911-78400	859403-4	
SUZUKI	12911-84410	859401-6	784 ,787 ,1411
SUZUKI	12911-85E01	852011-4	20 ,240 ,258 ,425 ,505 ,507 ,519 ,553 ,706 ,784 ,787 ,1064 ,1119 ,1407 ,1411 ,1422 ,1466



# OE- Reference

OE- Manu.	Reference-No.	SM-No.	On Page
SUZUKI	12911-85E01	852011-4	20 ,240 ,258 ,425 ,505 ,507 ,519 ,553 ,706 ,784 ,787 ,1064 ,1119 ,1407 ,1411 ,1422 ,1466
SUZUKI	12911-K-78400	859403-4	
SUZUKI	12911-M-84410	859401-6	784 ,787 ,1411
SUZUKI	12911-M86J00	852011-4	20 ,240 ,258 ,425 ,505 ,507 ,519 ,553 ,706 ,784 ,787 ,1064 ,1119 ,1407 ,1411 ,1422 ,1466
SUZUKI	1291185E00	852011-4	20 ,240 ,258 ,425 ,505 ,507 ,519 ,553 ,706 ,784 ,787 ,1064 ,1119 ,1407 ,1411 ,1422 ,1466
SUZUKI	12915-68L10000	862096-4	20 ,240 ,258 ,425 ,706 ,1064 ,1119 ,1466
SUZUKI	12915-78400	869404-4	
SUZUKI	12915-7K-8400	869404-4	
SUZUKI	12915-84410	869402-6	784 ,787 ,1411
SUZUKI	12915-M-84410	869402-6	784 ,787 ,1411
SUZUKI	1291567JG0	863804-4	993 ,1027 ,1073 ,1232 ,1475 ,1514
SUZUKI	1291585E00	862012-4	240 ,425 ,505 ,706 ,787 ,1064 ,1407 ,1411 ,1422 ,1466
SUZUKI	1291967JG0	915001-8	22 ,23 ,24 ,25 ,26 ,27 ,96 ,99 ,100 ,101 ,102 ,103 ,104 ,107 ,108 ,110 ,111 ,118 ,119 ,120 ,121 ,122 ,128 ,129 ,138 ,140 ,142 ,199 ,200 ,202 ,203 ,204 ,206 ,207 ,208 ,210 ,211 ,212 ,286 ,287 ,289 ,290 ,292 ,293 ,295 ,302 ,303 ,304 ,307 ,321 ,323 ,341 ,424 ,425 ,426 ,427 ,428 ,430 ,431 ,432 ,433 ,435 ,439 ,443 ,444 ,514 ,515 ,516 ,518 ,519 ,530 ,553 ,563 ,623 ,659 ,697 ,706 ,707 ,708 ,709 ,710 ,712 ,713 ,715 ,716 ,717 ,732 ,735 ,784 ,881 ,993 ,994 ,1025 ,1026 ,1027 ,1073 ,1119 ,1120 ,1121 ,1123 ,1124 ,1125 ,1126 ,1128 ,1130 ,1136 ,1137 ,1158 ,1159 ,1161 ,1224 ,1225 ,1227 ,1232 ,1233 ,1235 ,1236 ,1238 ,1239 ,1255 ,1266 ,1267 ,1311 ,1312 ,1313 ,1314 ,1315 ,1317 ,1318 ,1319 ,1320 ,1321 ,1322 ,1323 ,1325 ,1326 ,1327 ,1328 ,1331 ,1332 ,1333 ,1334 ,1363 ,1365 ,1367 ,1368 ,1369 ,1370 ,1371 ,1372 ,1374 ,1377 ,1378 ,1382 ,1413 ,1475 ,1514 ,1523 ,1524 ,1626 ,1627 ,1629 ,1630 ,1631 ,1632 ,1633 ,1635 ,1637 ,1638 ,1643 ,1644 ,1645 ,1646 ,1647 ,1648 ,1649 ,1650 ,1651 ,1652 ,1654 ,1660 ,1661 ,1663 ,1664 ,1665 ,1666 ,1667 ,1668 ,1669 ,1670 ,1671 ,1676 ,1677 ,1678 ,1679 ,1680 ,1681 ,1682 ,1683 ,1695 ,1696 ,1697 ,1698 ,1699 ,1700 ,1705 ,1706 ,1707 ,1708 ,1714
SUZUKI	1291984A00	915097-8	32 ,94 ,96 ,99 ,103 ,104 ,106 ,108 ,109 ,110 ,111 ,112 ,113 ,114 ,121 ,122 ,123 ,124 ,125 ,126 ,127 ,128 ,129 ,130 ,131 ,132 ,137 ,138 ,139 ,140 ,141 ,142 ,143 ,146 ,199 ,200 ,203 ,204 ,205 ,207 ,208 ,209 ,210 ,211 ,212 ,215 ,216 ,241 ,243 ,245 ,246 ,247 ,248 ,249 ,250 ,251 ,252 ,253 ,258 ,259 ,291 ,292 ,293 ,301 ,302 ,303 ,307 ,308 ,314 ,322 ,330 ,331 ,332 ,333 ,334 ,375 ,376 ,380 ,430 ,431 ,443 ,446 ,518 ,521 ,560 ,569 ,575 ,589 ,590 ,591 ,592 ,593 ,594 ,597 ,623 ,626 ,659 ,660 ,661 ,690 ,714 ,716 ,717 ,721 ,722 ,723 ,732 ,735 ,879 ,880 ,881 ,882 ,883 ,884 ,885 ,886 ,887 ,889 ,890 ,891 ,892 ,898 ,903 ,904 ,932 ,936 ,974 ,975 ,978 ,993 ,994 ,995 ,1026 ,1027 ,1028 ,1030 ,1068 ,1069 ,1070 ,1072 ,1073 ,1074 ,1075 ,1077 ,1079 ,1080 ,1081 ,1121 ,1125 ,1126 ,1133 ,1134 ,1135 ,1136 ,1152 ,1153 ,1154 ,1155 ,1156 ,1158 ,1159 ,1160 ,1161 ,1225 ,1226 ,1232 ,1235 ,1238 ,1239 ,1255 ,1264 ,1265 ,1311 ,1315 ,1316 ,1319 ,1322 ,1323 ,1324 ,1325 ,1327 ,1328 ,1329 ,1330 ,1331 ,1332 ,1333 ,1334 ,1363 ,1365 ,1366 ,1367 ,1368 ,1370 ,1371 ,1372 ,1373 ,1374 ,1375 ,1376 ,1377 ,1378 ,1379 ,1382 ,1386 ,1387 ,1396 ,1407 ,1412 ,1418 ,1470 ,1471 ,1472 ,1473 ,1474 ,1475 ,1476 ,1477 ,1478 ,1479 ,1480 ,1481 ,1482 ,1517 ,1521 ,1626 ,1633 ,1636 ,1638 ,1639 ,1642 ,1643 ,1646 ,1649 ,1652 ,1653 ,1654 ,1655 ,1658 ,1661 ,1662 ,1663 ,1667 ,1668 ,1669 ,1670 ,1671 ,1672 ,1673 ,1678 ,1679 ,1680 ,1682 ,1683 ,1684 ,1685 ,1686 ,1687 ,1689 ,1695 ,1696 ,1697 ,1698 ,1699 ,1700 ,1705 ,1707 ,1708
SUZUKI	12919N86J00	915097-8	32 ,94 ,96 ,99 ,103 ,104 ,106 ,108 ,109 ,110 ,111 ,112 ,113 ,114 ,121 ,122 ,123 ,124 ,125 ,126 ,127 ,128 ,129 ,130 ,131 ,132 ,137 ,138 ,139 ,140 ,141 ,142 ,143 ,146 ,199 ,200 ,203 ,204 ,205 ,207 ,208 ,209 ,210 ,211 ,212 ,215 ,216 ,241 ,243 ,245 ,246 ,247 ,248 ,249 ,250 ,251 ,252 ,253 ,258 ,259 ,291 ,292 ,293 ,301 ,302 ,303 ,307 ,308 ,314 ,322 ,330 ,331 ,332 ,333 ,334 ,375 ,376 ,380 ,430 ,431 ,443 ,446 ,518 ,521 ,560 ,569 ,575 ,589 ,590 ,591 ,592 ,593 ,594 ,597 ,623 ,626 ,659 ,660 ,661 ,690 ,714 ,716 ,717 ,721 ,722 ,723 ,732 ,735 ,879 ,880 ,881 ,882 ,883 ,884 ,885 ,886 ,887 ,889 ,890 ,891 ,892 ,898 ,903 ,904 ,932 ,936 ,974 ,975 ,978 ,993 ,994 ,995 ,1026 ,1027 ,1028 ,1030 ,1068 ,1069 ,1070 ,1072 ,1073 ,1074 ,1075 ,1077 ,1079 ,1080 ,1081 ,1121 ,1125 ,1126 ,1133 ,1134 ,1135 ,1136 ,1152 ,1153 ,1154 ,1155 ,1156 ,1158 ,1159 ,1160 ,1161 ,1225 ,1226 ,1232 ,1235 ,1238 ,1239 ,1255 ,1264 ,1265 ,1311 ,1315 ,1316 ,1319 ,1322 ,1323 ,1324 ,1325 ,1327 ,1328 ,1329 ,1330 ,1331 ,1332 ,1333 ,1334 ,1363 ,1365 ,1366 ,1367 ,1368 ,1370 ,1371 ,1372 ,1373 ,1374 ,1375 ,1376 ,1377 ,1378 ,1379 ,1382 ,1386 ,1387 ,1396 ,1407 ,1412 ,1418 ,1470 ,1471 ,1472 ,1473 ,1474 ,1475 ,1476 ,1477 ,1478 ,1479 ,1480 ,1481 ,1482 ,1517 ,1521 ,1626 ,1633 ,1636 ,1638 ,1639 ,1642 ,1643 ,1646 ,1649 ,1652 ,1653 ,1654 ,1655 ,1658 ,1661 ,1662 ,1663 ,1667 ,1668 ,1669 ,1670 ,1671 ,1672 ,1673 ,1678 ,1679 ,1680 ,1682 ,1683 ,1684 ,1685 ,1686 ,1687 ,1689 ,1695 ,1696 ,1697 ,1698 ,1699 ,1700 ,1705 ,1707 ,1708
TOYOTA	13711-17010	859703-4	1432 ,1433 ,1690
TOYOTA	13711-54020	859703-4	1432 ,1433 ,1690
TOYOTA	13711-54030	859707-4	1433
TOYOTA	13711-64020	859705-4	1431 to 1432
TOYOTA	13711-64030	859701-4	1431 to 1432



# OE- Reference



OE- Manu.	Reference-No.	SM-No.	On Page
TOYOTA	13711-64030	859701-4	1431 to 1432
TOYOTA	13715-17010	869704-4	1432 to 1433
TOYOTA	13715-54040	869704-4	1432 to 1433
TOYOTA	13715-54050	869708-4	1433
TOYOTA	13715-64030	869706-4	1431
TOYOTA	13715-64040	869702-4	1431 to 1432
TOYOTA	SU001-00464	912801-8	94 ,95 ,96 ,97 ,98 ,99 ,100 ,104 ,105 ,106 ,107 ,108 ,113 ,115 ,116 ,117 ,118 ,119 ,120 ,121 ,125 ,126 ,138 ,139 ,140 ,202 ,209 ,210 ,211 ,322 ,425 ,428 ,429 ,430 ,431 ,433 ,434 ,438 ,439 ,441 ,443 ,512 ,514 ,518 ,519 ,521 ,552 ,553 ,554 ,591 ,597 ,696 ,697 ,708 ,709 ,712 ,1028 ,1076 ,1264 ,1314 ,1315 ,1316 ,1317 ,1319 ,1320 ,1323 ,1325 ,1326 ,1330 ,1331 ,1332 ,1334 ,1369 ,1413 ,1477 ,1513 ,1517 ,1626 ,1629 ,1630 ,1631 ,1632 ,1633 ,1634 ,1635 ,1636 ,1637 ,1638 ,1639 ,1640 ,1641 ,1642 ,1643 ,1644 ,1646 ,1647 ,1649 ,1650 ,1653 ,1654 ,1656 ,1657 ,1658 ,1659 ,1660 ,1661 ,1663 ,1664 ,1665 ,1666 ,1667 ,1668 ,1669 ,1671 ,1673 ,1674 ,1675 ,1676 ,1677 ,1678 ,1680 ,1684 ,1695 ,1696 ,1697 ,1706 ,1714 ,1715
TOYOTA	SU001-00551	851135-4	287 ,383 ,507 ,538 ,793 ,1120 ,1412
TOYOTA	SU001-00552	861136-4	287 ,383 ,507 ,538 ,793 ,1120 ,1412

UTB	10302017	905601-1	1436
UTB	10302107	885601-4	1436
UTB	103022117	855601-4	1436
UTB	103022118	865602-4	1436

VAUXHALL	009128603	973506-8	122 ,240 ,241 ,242 ,250 ,287 ,298 ,301 ,441 ,507 ,518 ,589 ,793 ,917 ,1065 ,1131 ,1133 ,1134 ,1328 ,1412 ,1415 ,1467 ,1468 ,1661 ,1662
VAUXHALL	090511366	853527-4	199 ,1074 ,1476
VAUXHALL	093160086	973802-8	322 ,323 ,735 ,1027 ,1028 ,1076 ,1226 ,1227 ,1233 ,1234 ,1235 ,1236 ,1477
VAUXHALL	093161686	973801-8	21 ,22 ,24 ,259 ,286 ,287 ,288 ,290 ,294 ,298 ,300 ,301 ,334 ,383 ,429 ,431 ,432 ,435 ,436 ,440 ,441 ,505 ,506 ,507 ,509 ,510 ,527 ,597 ,612 ,655 ,659 ,678 ,684 ,709 ,711 ,712 ,714 ,721 ,722 ,732 ,793 ,880 ,883 ,884 ,887 ,892 ,903 ,904 ,932 ,974 ,975 ,978 ,987 ,995 ,1028 ,1029 ,1067 ,1077 ,1078 ,1119 ,1120 ,1121 ,1122 ,1127 ,1131 ,1133 ,1134 ,1236 ,1237 ,1386 ,1387 ,1396 ,1412 ,1413 ,1414 ,1415 ,1431 ,1469 ,1478 ,1479 ,1512
VAUXHALL	24463778	863562-4	243 ,245 ,246 ,589 ,590 ,591 ,1068 ,1070 ,1072 ,1470 ,1471 ,1472 ,1473 ,1474
VAUXHALL	3639904	863786-6	289 ,307 ,383 ,1067 ,1121 ,1469
VAUXHALL	3639905	853785-6	289 ,307 ,383 ,1067 ,1121 ,1469
VAUXHALL	4431246	973801-8	21 ,22 ,24 ,259 ,286 ,287 ,288 ,290 ,294 ,298 ,300 ,301 ,334 ,383 ,429 ,431 ,432 ,435 ,436 ,440 ,441 ,505 ,506 ,507 ,509 ,510 ,527 ,597 ,612 ,655 ,659 ,678 ,684 ,709 ,711 ,712 ,714 ,721 ,722 ,732 ,793 ,880 ,883 ,884 ,887 ,892 ,903 ,904 ,932 ,974 ,975 ,978 ,987 ,995 ,1028 ,1029 ,1067 ,1077 ,1078 ,1119 ,1120 ,1121 ,1122 ,1127 ,1131 ,1133 ,1134 ,1236 ,1237 ,1386 ,1387 ,1396 ,1412 ,1413 ,1414 ,1415 ,1431 ,1469 ,1478 ,1479 ,1512
VAUXHALL	55354874	863562-4	243 ,245 ,246 ,589 ,590 ,591 ,1068 ,1070 ,1072 ,1470 ,1471 ,1472 ,1473 ,1474
VAUXHALL	90215517	853573-4	1082 ,1482
VAUXHALL	90295215	973501-8	152 ,153 ,242 ,243 ,244 ,246 ,249 ,250 ,329 ,331 ,332 ,333 ,589 ,590 ,592 ,593 ,626 ,713 ,1064 ,1066 ,1067 ,1068 ,1069 ,1070 ,1071 ,1073 ,1074 ,1076 ,1077 ,1078 ,1079 ,1080 ,1082 ,1412 ,1467 ,1468 ,1469 ,1470 ,1471 ,1472 ,1474 ,1475 ,1477 ,1478 ,1479 ,1480 ,1483
VAUXHALL	90298607	853573-4	1082 ,1482
VAUXHALL	90409996	863566-4	243 ,589 ,1068 ,1412 ,1470
VAUXHALL	90410816	863564-4	248 ,249 ,250 ,251 ,252 ,253 ,332 ,333 ,334 ,591 ,592 ,593 ,594 ,626 ,1075 ,1077 ,1079 ,1080 ,1081 ,1264 ,1265 ,1407 ,1476 ,1477 ,1478 ,1480 ,1481 ,1482
VAUXHALL	90412712	853561-4	243 ,245 ,246 ,589 ,590 ,591 ,1068 ,1070 ,1072 ,1470 ,1471 ,1472 ,1473 ,1474
VAUXHALL	90412912	853561-4	243 ,245 ,246 ,589 ,590 ,591 ,1068 ,1070 ,1072 ,1470 ,1471 ,1472 ,1473 ,1474
VAUXHALL	90412974	863562-4	243 ,245 ,246 ,589 ,590 ,591 ,1068 ,1070 ,1072 ,1470 ,1471 ,1472 ,1473 ,1474
VAUXHALL	90529527	853504-4	241 ,242 ,575 ,589 ,1065 ,1066 ,1411 ,1412 ,1467 ,1468
VAUXHALL	93160645	853863-4	1028 ,1076 ,1233 ,1234 ,1235 ,1477
VAUXHALL	93160646	863864-4	1028 ,1076 ,1233 ,1234 ,1235 ,1477
VAUXHALL	93161681	863810-4	1029 ,1077 ,1078 ,1079 ,1236 ,1237 ,1238 ,1478 ,1479 ,1480
VAUXHALL	93161682	853809-4	1029 ,1077 ,1078 ,1079 ,1236 ,1237 ,1238 ,1478 ,1479 ,1480
VAUXHALL	93161686	973801-8	21 ,22 ,24 ,259 ,286 ,287 ,288 ,290 ,294 ,298 ,300 ,301 ,334 ,383 ,429 ,431 ,432 ,435 ,436 ,440 ,441 ,505 ,506 ,507 ,509 ,510 ,527 ,597 ,612 ,655 ,659 ,678 ,684 ,709 ,711 ,712 ,714 ,721 ,722 ,732 ,793 ,880 ,883 ,884 ,887 ,892 ,903 ,904 ,932 ,974 ,975 ,978 ,987 ,995 ,1028 ,1029 ,1067 ,1077 ,1078 ,1119 ,1120 ,1121 ,1122 ,1127 ,1131 ,1133 ,1134 ,1236 ,1237 ,1386 ,1387 ,1396 ,1412 ,1413 ,1414 ,1415 ,1431 ,1469 ,1478 ,1479 ,1512



# OE- Reference

OE- Manu.	Reference-No.	SM-No.	On Page
VAUXHALL	93161686	973801-8	21, 22, 24, 259, 286, 287, 288, 290, 294, 298, 300, 301, 334, 383, 429, 431, 432, 435, 436, 440, 441, 505, 506, 507, 509, 510, 527, 597, 612, 655, 659, 678, 684, 709, 711, 712, 714, 721, 722, 732, 793, 880, 883, 884, 887, 892, 903, 904, 932, 974, 975, 978, 987, 995, 1028, 1029, 1067, 1077, 1078, 1119, 1120, 1121, 1122, 1127, 1131, 1133, 1134, 1236, 1237, 1386, 1387, 1396, 1412, 1413, 1414, 1415, 1431, 1469, 1478, 1479, 1512
VAUXHALL	93177309	882078-4	20, 240, 258, 425, 505, 507, 519, 538, 553, 706, 784, 787, 1064, 1119, 1407, 1411, 1422, 1466
VAUXHALL	93177676	852011-4	20, 240, 258, 425, 505, 507, 519, 553, 706, 784, 787, 1064, 1119, 1407, 1411, 1422, 1466
VAUXHALL	9801960980	853785-6	289, 307, 383, 1067, 1121, 1469
VAUXHALL	9807645980	863786-6	289, 307, 383, 1067, 1121, 1469
VOLGA	1257052	912801-8	94, 95, 96, 97, 98, 99, 100, 104, 105, 106, 107, 108, 113, 115, 116, 117, 118, 119, 120, 121, 125, 126, 138, 139, 140, 202, 209, 210, 211, 322, 425, 428, 429, 430, 431, 433, 434, 438, 439, 441, 443, 512, 514, 518, 519, 521, 552, 553, 554, 591, 597, 696, 697, 708, 709, 712, 1028, 1076, 1264, 1314, 1315, 1316, 1317, 1319, 1320, 1323, 1325, 1326, 1330, 1331, 1332, 1334, 1369, 1413, 1477, 1513, 1517, 1626, 1629, 1630, 1631, 1632, 1633, 1634, 1635, 1636, 1637, 1638, 1639, 1640, 1641, 1642, 1643, 1644, 1646, 1647, 1649, 1650, 1653, 1654, 1656, 1657, 1658, 1659, 1660, 1661, 1663, 1664, 1665, 1666, 1667, 1668, 1669, 1671, 1673, 1674, 1675, 1676, 1677, 1678, 1680, 1684, 1695, 1696, 1697, 1706, 1714, 1715
VOLKSWAGEN	00A109309	971004-8	335, 336, 620, 881, 886, 890, 894, 896, 898, 900, 901, 902, 903, 906, 907, 932, 1398, 1399, 1689
VOLKSWAGEN	00A109601A	851005-4 851086-6	335, 336, 620, 894, 896, 900, 901, 902, 1399, 1689
VOLKSWAGEN	0127109651	R-7	107, 118, 119, 120, 128, 142, 311, 335, 336, 341, 387, 439, 530, 548, 572, 620, 643, 645, 664, 712, 713, 894, 896, 900, 901, 902, 1331, 1390, 1399, 1422, 1433, 1486, 1663, 1676, 1681, 1689, 1691, 1714
VOLKSWAGEN	020012306A	882040-4	424, 425, 426, 427, 429, 431, 443, 706, 707, 708, 709, 715, 716, 1311, 1714
VOLKSWAGEN	021109601H	855013-6 855077-6	881, 1327, 1661, 1678
VOLKSWAGEN	021109601J	855013-6 855077-6	881, 1327, 1661, 1678
VOLKSWAGEN	021109601K	855013-6 855077-6	881, 1327, 1661, 1678
VOLKSWAGEN	021109601L	855075-5	518, 1327, 1661, 1664, 1665, 1696
VOLKSWAGEN	021109611D	865016-6	881, 1327, 1661, 1678
VOLKSWAGEN	021109611F	865078-6	518, 1327, 1661, 1664, 1696
VOLKSWAGEN	021109651	M-7	22, 23, 24, 26, 27, 96, 99, 100, 101, 102, 103, 107, 108, 110, 111, 120, 121, 138, 140, 199, 200, 202, 203, 207, 208, 211, 250, 290, 293, 295, 298, 302, 303, 304, 335, 432, 433, 435, 441, 442, 444, 514, 515, 516, 518, 519, 520, 524, 525, 526, 527, 528, 529, 547, 548, 553, 592, 655, 659, 698, 710, 712, 715, 748, 749, 750, 881, 886, 894, 896, 900, 902, 994, 1006, 1080, 1082, 1083, 1123, 1126, 1128, 1129, 1135, 1136, 1137, 1159, 1161, 1236, 1238, 1266, 1311, 1314, 1315, 1317, 1318, 1319, 1320, 1321, 1322, 1323, 1326, 1327, 1328, 1332, 1365, 1367, 1368, 1369, 1370, 1371, 1372, 1374, 1377, 1399, 1481, 1483, 1515, 1516, 1518, 1519, 1520, 1521, 1523, 1524, 1626, 1630, 1631, 1633, 1635, 1637, 1638, 1643, 1644, 1645, 1646, 1647, 1648, 1649, 1650, 1651, 1652, 1654, 1661, 1664, 1665, 1666, 1667, 1668, 1669, 1670, 1671, 1678, 1679, 1680, 1681, 1682, 1683, 1691, 1695, 1696, 1697, 1698, 1699, 1700, 1705, 1706, 1718
VOLKSWAGEN	022109423	973801-8	21, 22, 24, 259, 286, 287, 288, 290, 294, 298, 300, 301, 334, 383, 429, 431, 432, 435, 436, 440, 441, 505, 506, 507, 509, 510, 527, 597, 612, 655, 659, 678, 684, 709, 711, 712, 714, 721, 722, 732, 793, 880, 883, 884, 887, 892, 903, 904, 932, 974, 975, 978, 987, 995, 1028, 1029, 1067, 1077, 1078, 1119, 1120, 1121, 1122, 1127, 1131, 1133, 1134, 1236, 1237, 1386, 1387, 1396, 1412, 1413, 1414, 1415, 1431, 1469, 1478, 1479, 1512
VOLKSWAGEN	022109423A	975013-8	106, 109, 111, 112, 113, 122, 123, 124, 126, 128, 130, 131, 132, 137, 141, 142, 143, 507, 793, 1324, 1325, 1328, 1331, 1332, 1333, 1372, 1373, 1374, 1376, 1377, 1382, 1655, 1662, 1668, 1678, 1680, 1682, 1683, 1687, 1696, 1698, 1699, 1707
VOLKSWAGEN	022109423D	975013-8	106, 109, 111, 112, 113, 122, 123, 124, 126, 128, 130, 131, 132, 137, 141, 142, 143, 507, 793, 1324, 1325, 1328, 1331, 1332, 1333, 1372, 1373, 1374, 1376, 1377, 1382, 1655, 1662, 1668, 1678, 1680, 1682, 1683, 1687, 1696, 1698, 1699, 1707
VOLKSWAGEN	022109601E	850235-5	128, 142, 518, 1328, 1661, 1662, 1667, 1669, 1686
VOLKSWAGEN	022109601F	850263-6	128, 142, 518, 1328, 1661, 1662, 1667, 1669, 1686
VOLKSWAGEN	022109611B	860264-6	128, 142, 518, 1328, 1661, 1662, 1667, 1669, 1686
VOLKSWAGEN	022109611C	860236-5	108, 121, 122, 138, 139, 140, 141, 549, 1327, 1373, 1377, 1667, 1678, 1698, 1707
VOLKSWAGEN	025109612A	865056-4	1335, 1690
VOLKSWAGEN	026103383K	905002-1	106, 107, 113, 115, 116, 117, 118, 119, 120, 139, 518, 553, 597, 1028, 1325, 1326, 1330, 1331, 1656, 1657, 1658, 1659, 1660, 1661, 1663, 1664, 1665, 1666, 1673, 1674, 1675, 1676, 1677, 1696, 1697, 1706

# OE- Reference



OE- Manu.	Reference-No.	SM-No.	On Page
VOLKSWAGEN	026103383K	905002-1	106 ,107 ,113 ,115 ,116 ,117 ,118 ,119 ,120 ,139 ,518 ,553 ,597 ,1028 ,1325 ,1326 ,1330 ,1331 ,1656 ,1657 ,1658 ,1659 ,1660 ,1661 ,1663 ,1664 ,1665 ,1666 ,1673 ,1674 ,1675 ,1676 ,1677 ,1696 ,1697 ,1706
VOLKSWAGEN	026103383L	905002-1	106 ,107 ,113 ,115 ,116 ,117 ,118 ,119 ,120 ,139 ,518 ,553 ,597 ,1028 ,1325 ,1326 ,1330 ,1331 ,1656 ,1657 ,1658 ,1659 ,1660 ,1661 ,1663 ,1664 ,1665 ,1666 ,1673 ,1674 ,1675 ,1676 ,1677 ,1696 ,1697 ,1706
VOLKSWAGEN	026103383M	905002-1	106 ,107 ,113 ,115 ,116 ,117 ,118 ,119 ,120 ,139 ,518 ,553 ,597 ,1028 ,1325 ,1326 ,1330 ,1331 ,1656 ,1657 ,1658 ,1659 ,1660 ,1661 ,1663 ,1664 ,1665 ,1666 ,1673 ,1674 ,1675 ,1676 ,1677 ,1696 ,1697 ,1706
VOLKSWAGEN	026103383N	905002-1	106 ,107 ,113 ,115 ,116 ,117 ,118 ,119 ,120 ,139 ,518 ,553 ,597 ,1028 ,1325 ,1326 ,1330 ,1331 ,1656 ,1657 ,1658 ,1659 ,1660 ,1661 ,1663 ,1664 ,1665 ,1666 ,1673 ,1674 ,1675 ,1676 ,1677 ,1696 ,1697 ,1706
VOLKSWAGEN	026103383P	905002-1	106 ,107 ,113 ,115 ,116 ,117 ,118 ,119 ,120 ,139 ,518 ,553 ,597 ,1028 ,1325 ,1326 ,1330 ,1331 ,1656 ,1657 ,1658 ,1659 ,1660 ,1661 ,1663 ,1664 ,1665 ,1666 ,1673 ,1674 ,1675 ,1676 ,1677 ,1696 ,1697 ,1706
VOLKSWAGEN	026103383Q	905002-1	106 ,107 ,113 ,115 ,116 ,117 ,118 ,119 ,120 ,139 ,518 ,553 ,597 ,1028 ,1325 ,1326 ,1330 ,1331 ,1656 ,1657 ,1658 ,1659 ,1660 ,1661 ,1663 ,1664 ,1665 ,1666 ,1673 ,1674 ,1675 ,1676 ,1677 ,1696 ,1697 ,1706
VOLKSWAGEN	026103383R	905002-1	106 ,107 ,113 ,115 ,116 ,117 ,118 ,119 ,120 ,139 ,518 ,553 ,597 ,1028 ,1325 ,1326 ,1330 ,1331 ,1656 ,1657 ,1658 ,1659 ,1660 ,1661 ,1663 ,1664 ,1665 ,1666 ,1673 ,1674 ,1675 ,1676 ,1677 ,1696 ,1697 ,1706
VOLKSWAGEN	026103383S	905002-1	106 ,107 ,113 ,115 ,116 ,117 ,118 ,119 ,120 ,139 ,518 ,553 ,597 ,1028 ,1325 ,1326 ,1330 ,1331 ,1656 ,1657 ,1658 ,1659 ,1660 ,1661 ,1663 ,1664 ,1665 ,1666 ,1673 ,1674 ,1675 ,1676 ,1677 ,1696 ,1697 ,1706
VOLKSWAGEN	026109675	912801-8	94 ,95 ,96 ,97 ,98 ,99 ,100 ,104 ,105 ,106 ,107 ,108 ,113 ,115 ,116 ,117 ,118 ,119 ,120 ,121 ,125 ,126 ,138 ,139 ,140 ,202 ,209 ,210 ,211 ,322 ,425 ,428 ,429 ,430 ,431 ,433 ,434 ,438 ,439 ,441 ,443 ,512 ,514 ,518 ,519 ,521 ,552 ,553 ,554 ,591 ,597 ,696 ,697 ,708 ,709 ,712 ,1028 ,1076 ,1264 ,1314 ,1315 ,1316 ,1317 ,1319 ,1320 ,1323 ,1325 ,1326 ,1330 ,1331 ,1332 ,1334 ,1369 ,1413 ,1477 ,1513 ,1517 ,1626 ,1629 ,1630 ,1631 ,1632 ,1633 ,1634 ,1635 ,1636 ,1637 ,1638 ,1639 ,1640 ,1641 ,1642 ,1643 ,1644 ,1646 ,1647 ,1649 ,1650 ,1653 ,1654 ,1656 ,1657 ,1658 ,1659 ,1660 ,1661 ,1663 ,1664 ,1665 ,1666 ,1667 ,1668 ,1669 ,1671 ,1673 ,1674 ,1675 ,1676 ,1677 ,1678 ,1680 ,1684 ,1695 ,1696 ,1697 ,1706 ,1714 ,1715
VOLKSWAGEN	027109675	915001-8	22 ,23 ,24 ,25 ,26 ,27 ,96 ,99 ,100 ,101 ,102 ,103 ,104 ,107 ,108 ,110 ,111 ,118 ,119 ,120 ,121 ,122 ,128 ,129 ,138 ,140 ,142 ,199 ,200 ,202 ,203 ,204 ,206 ,207 ,208 ,210 ,211 ,212 ,286 ,287 ,289 ,290 ,292 ,293 ,295 ,302 ,303 ,304 ,307 ,321 ,323 ,341 ,424 ,425 ,426 ,427 ,428 ,430 ,431 ,432 ,433 ,435 ,439 ,443 ,444 ,514 ,515 ,516 ,518 ,519 ,530 ,553 ,563 ,623 ,659 ,697 ,706 ,707 ,708 ,709 ,710 ,712 ,713 ,715 ,716 ,717 ,732 ,735 ,784 ,881 ,993 ,994 ,1025 ,1026 ,1027 ,1073 ,1119 ,1120 ,1121 ,1123 ,1124 ,1125 ,1126 ,1128 ,1130 ,1136 ,1137 ,1158 ,1159 ,1161 ,1224 ,1225 ,1227 ,1232 ,1233 ,1235 ,1236 ,1238 ,1239 ,1255 ,1266 ,1267 ,1311 ,1312 ,1313 ,1314 ,1315 ,1317 ,1318 ,1319 ,1320 ,1321 ,1322 ,1323 ,1325 ,1326 ,1327 ,1328 ,1331 ,1332 ,1333 ,1334 ,1363 ,1365 ,1367 ,1368 ,1369 ,1370 ,1371 ,1372 ,1374 ,1377 ,1378 ,1382 ,1413 ,1475 ,1514 ,1523 ,1524 ,1626 ,1627 ,1629 ,1630 ,1631 ,1632 ,1633 ,1635 ,1637 ,1638 ,1643 ,1644 ,1645 ,1646 ,1647 ,1648 ,1649 ,1650 ,1651 ,1652 ,1654 ,1660 ,1661 ,1663 ,1664 ,1665 ,1666 ,1667 ,1668 ,1669 ,1670 ,1671 ,1676 ,1677 ,1678 ,1679 ,1680 ,1681 ,1682 ,1683 ,1695 ,1696 ,1697 ,1698 ,1699 ,1700 ,1705 ,1706 ,1707 ,1708 ,1714
VOLKSWAGEN	028103351A	485009-1	1649
VOLKSWAGEN	028103351B	485008-1	100 ,1317 ,1644
VOLKSWAGEN	028103351D	485007-1	99 ,1317 ,1643
VOLKSWAGEN	028103351E	485010-1	1649
VOLKSWAGEN	028103351L	485012-1	1649
VOLKSWAGEN	028103351M	485011-1	99 ,1317 ,1643
VOLKSWAGEN	028103351N	485012-1	1649
VOLKSWAGEN	028103383BK	905024-1	99 ,100 ,1317 ,1320 ,1369 ,1643 ,1644 ,1646 ,1649 ,1650 ,1651
VOLKSWAGEN	028103383BR	905008-1	100 ,101 ,102 ,514 ,515 ,1317 ,1318 ,1319 ,1320 ,1321 ,1369 ,1644 ,1645 ,1646 ,1647 ,1650
VOLKSWAGEN	028109101D	515002-1	99 ,100 ,1317 ,1320 ,1369 ,1643 ,1644 ,1646 ,1649 ,1651
VOLKSWAGEN	028109101F	515001-1	100 ,101 ,102 ,514 ,515 ,1317 ,1318 ,1319 ,1644 ,1645 ,1646 ,1647 ,1650
VOLKSWAGEN	028109101G	515002-1	99 ,100 ,1317 ,1320 ,1369 ,1643 ,1644 ,1646 ,1649 ,1651
VOLKSWAGEN	028109601A	855093-4	100 ,101 ,106 ,108 ,514 ,515 ,1317 ,1319 ,1517 ,1644 ,1645 ,1654 ,1665 ,1669 ,1671
VOLKSWAGEN	028109601C	855017-4	99 ,100 ,1317 ,1643 ,1644 ,1649 ,1651
VOLKSWAGEN	028109601D	855038-4	100 ,101 ,102 ,106 ,108 ,514 ,515 ,1317 ,1318 ,1319 ,1320 ,1321 ,1367 ,1433 ,1517 ,1644 ,1645 ,1646 ,1647 ,1650 ,1654 ,1665 ,1669 ,1695 ,1696
VOLKSWAGEN	028109601H	855093-4	100 ,101 ,106 ,108 ,514 ,515 ,1317 ,1319 ,1517 ,1644 ,1645 ,1654 ,1665 ,1669 ,1671
VOLKSWAGEN	028109601J	855029-4	1320 ,1321 ,1369 ,1370 ,1646 ,1647 ,1648 ,1650 ,1652 ,1696 ,1705
VOLKSWAGEN	028109611G	865039-4	100 ,101 ,102 ,514 ,515 ,1317 ,1318 ,1319 ,1320 ,1321 ,1367 ,1644 ,1645 ,1646 ,1647 ,1650 ,1651 ,1695 ,1696
VOLKSWAGEN	028109611K	865030-4	1320 ,1321 ,1369 ,1370 ,1646 ,1647 ,1648 ,1650 ,1652 ,1696 ,1705
VOLKSWAGEN	030103383K	905005-1	95 ,509 ,1314 ,1315 ,1629 ,1630 ,1631 ,1632



# OE- Reference

OE- Manu.	Reference-No.	SM-No.	On Page
VOLKSWAGEN	030103383K	905005-1	95 ,509 ,1314 ,1315 ,1629 ,1630 ,1631 ,1632
VOLKSWAGEN	030103383M	905005-1	95 ,509 ,1314 ,1315 ,1629 ,1630 ,1631 ,1632
VOLKSWAGEN	030103383N	905005-1	95 ,509 ,1314 ,1315 ,1629 ,1630 ,1631 ,1632
VOLKSWAGEN	030109423B	973506-8	122 ,240 ,241 ,242 ,250 ,287 ,298 ,301 ,441 ,507 ,518 ,589 ,793 ,917 ,1065 ,1131 ,1133 ,1134 ,1328 ,1412 ,1415 ,1467 ,1468 ,1661 ,1662
VOLKSWAGEN	030109601	855003-4	1314 ,1315 ,1630
VOLKSWAGEN	030109601AA	855070-4	1637
VOLKSWAGEN	030109601AG	855015-4	1311 ,1626
VOLKSWAGEN	030109601AL	850271-4	1316 ,1636
VOLKSWAGEN	030109601B	855057-4	1314 ,1315 ,1629 ,1630 ,1631 ,1632 ,1633 ,1641
VOLKSWAGEN	030109601C	855057-4	1314 ,1315 ,1629 ,1630 ,1631 ,1632 ,1633 ,1641
VOLKSWAGEN	030109601D	855095-4	1314 ,1629 ,1632
VOLKSWAGEN	030109601E	855097-4	1314 ,1315 ,1629 ,1630 ,1631 ,1632 ,1633
VOLKSWAGEN	030109601F	855095-4	1314 ,1629 ,1632
VOLKSWAGEN	030109601N	855065-4	1314 ,1315 ,1629 ,1630 ,1631
VOLKSWAGEN	030109611A	865058-4	1314 ,1315 ,1629 ,1630 ,1631 ,1632 ,1633
VOLKSWAGEN	030109611N	865004-4	1311 ,1626
VOLKSWAGEN	030109611T	860272-4	96 ,1315 ,1316 ,1365 ,1366 ,1633 ,1636 ,1638 ,1639
VOLKSWAGEN	032109601G	855072-4	1315 ,1635
VOLKSWAGEN	032109601L	850273-3	96 ,1315 ,1365 ,1366 ,1633 ,1636 ,1638 ,1639
VOLKSWAGEN	032109601M	850273-3	96 ,1315 ,1365 ,1366 ,1633 ,1636 ,1638 ,1639
VOLKSWAGEN	032109611L	860272-4	96 ,1315 ,1316 ,1365 ,1366 ,1633 ,1636 ,1638 ,1639
VOLKSWAGEN	032109611M	860272-4	96 ,1315 ,1316 ,1365 ,1366 ,1633 ,1636 ,1638 ,1639
VOLKSWAGEN	034109309AD	975001-8	96 ,97 ,98 ,99 ,100 ,101 ,102 ,104 ,105 ,106 ,107 ,108 ,115 ,116 ,117 ,118 ,119 ,120 ,121 ,125 ,126 ,128 ,129 ,138 ,140 ,514 ,515 ,518 ,569 ,881 ,996 ,1313 ,1314 ,1315 ,1317 ,1318 ,1319 ,1320 ,1321 ,1325 ,1326 ,1327 ,1331 ,1332 ,1334 ,1367 ,1369 ,1370 ,1513 ,1517 ,1629 ,1630 ,1631 ,1632 ,1633 ,1634 ,1635 ,1636 ,1637 ,1639 ,1640 ,1641 ,1643 ,1644 ,1645 ,1646 ,1647 ,1649 ,1650 ,1656 ,1657 ,1658 ,1659 ,1660 ,1661 ,1663 ,1664 ,1665 ,1666 ,1668 ,1669 ,1671 ,1673 ,1674 ,1675 ,1676 ,1677 ,1678 ,1679 ,1680 ,1681 ,1695 ,1706
VOLKSWAGEN	035109601C	855048-4	104 ,115 ,116 ,117 ,1325 ,1330 ,1656 ,1657 ,1659 ,1674 ,1675 ,1676 ,1706
VOLKSWAGEN	035109601G	850217-4	115 ,116 ,117 ,118 ,119 ,120 ,138 ,139 ,1325 ,1330 ,1656 ,1657 ,1658 ,1659 ,1660 ,1674 ,1675 ,1676 ,1677 ,1706
VOLKSWAGEN	036109423A	973506-8	122 ,240 ,241 ,242 ,250 ,287 ,298 ,301 ,441 ,507 ,518 ,589 ,793 ,917 ,1065 ,1131 ,1133 ,1134 ,1328 ,1412 ,1415 ,1467 ,1468 ,1661 ,1662
VOLKSWAGEN	036109601A	855053-4	1629 ,1631 ,1632
VOLKSWAGEN	036109601AD	855061-4	96 ,1313 ,1316 ,1365 ,1366 ,1382 ,1628 ,1638 ,1695 ,1705
VOLKSWAGEN	036109601AK	855061-4	96 ,1313 ,1316 ,1365 ,1366 ,1382 ,1628 ,1638 ,1695 ,1705
VOLKSWAGEN	036109601AL	855061-4	96 ,1313 ,1316 ,1365 ,1366 ,1382 ,1628 ,1638 ,1695 ,1705
VOLKSWAGEN	036109601B	855040-4	95 ,1629 ,1631 ,1632
VOLKSWAGEN	036109601D	855053-4	1629 ,1631 ,1632
VOLKSWAGEN	036109601G	855053-4	1629 ,1631 ,1632
VOLKSWAGEN	036109601S	855061-4	96 ,1313 ,1316 ,1365 ,1366 ,1382 ,1628 ,1638 ,1695 ,1705
VOLKSWAGEN	036109611AE	865062-4	96 ,1313 ,1316 ,1365 ,1366 ,1382 ,1628 ,1638 ,1695 ,1705
VOLKSWAGEN	036109611K	865062-4	96 ,1313 ,1316 ,1365 ,1366 ,1382 ,1628 ,1638 ,1695 ,1705
VOLKSWAGEN	036109675	915097-8	32 ,94 ,96 ,99 ,103 ,104 ,106 ,108 ,109 ,110 ,111 ,112 ,113 ,114 ,121 ,122 ,123 ,124 ,125 ,126 ,127 ,128 ,129 ,130 ,131 ,132 ,137 ,138 ,139 ,140 ,141 ,142 ,143 ,146 ,199 ,200 ,203 ,204 ,205 ,207 ,208 ,209 ,210 ,211 ,212 ,215 ,216 ,241 ,243 ,245 ,246 ,247 ,248 ,249 ,250 ,251 ,252 ,253 ,258 ,259 ,291 ,292 ,293 ,301 ,302 ,303 ,307 ,308 ,314 ,322 ,330 ,331 ,332 ,333 ,334 ,375 ,376 ,380 ,430 ,431 ,443 ,446 ,518 ,521 ,560 ,569 ,575 ,589 ,590 ,591 ,592 ,593 ,594 ,597 ,623 ,626 ,659 ,660 ,661 ,690 ,714 ,716 ,717 ,721 ,722 ,723 ,732 ,735 ,879 ,880 ,881 ,882 ,883 ,884 ,885 ,886 ,887 ,889 ,890 ,891 ,892 ,898 ,903 ,904 ,932 ,936 ,974 ,975 ,978 ,993 ,994 ,995 ,1026 ,1027 ,1028 ,1030 ,1068 ,1069 ,1070 ,1072 ,1073 ,1074 ,1075 ,1077 ,1079 ,1080 ,1081 ,1121 ,1125 ,1126 ,1133 ,1134 ,1135 ,1136 ,1152 ,1153 ,1154 ,1155 ,1156 ,1158 ,1159 ,1160 ,1161 ,1225 ,1226 ,1232 ,1235 ,1238 ,1239 ,1255 ,1264 ,1265 ,1311 ,1315 ,1316 ,1319 ,1322 ,1323 ,1324 ,1325 ,1327 ,1328 ,1329 ,1330 ,1331 ,1332 ,1333 ,1334 ,1363 ,1365 ,1366 ,1367 ,1368 ,1370 ,1371 ,1372 ,1373 ,1374 ,1375 ,1376 ,1377 ,1378 ,1379 ,1382 ,1386 ,1387 ,1396 ,1407 ,1412 ,1418 ,1470 ,1471 ,1472 ,1473 ,1474 ,1475 ,1476 ,1477 ,1478 ,1479 ,1480 ,1481 ,1482 ,1517 ,1521 ,1626 ,1633 ,1636 ,1638 ,1639 ,1642 ,1643 ,1646 ,1649 ,1652 ,1653 ,1654 ,1655 ,1658 ,1661 ,1662 ,1663 ,1667 ,1668 ,1669 ,1670 ,1671 ,1672 ,1673 ,1678 ,1679 ,1680 ,1682 ,1683 ,1684 ,1685 ,1686 ,1687 ,1689 ,1695 ,1696 ,1697 ,1698 ,1699 ,1700 ,1705 ,1707 ,1708



# OE- Reference



OE- Manu.	Reference-No.	SM-No.	On Page
VOLKSWAGEN	036109675	915097-8	32 ,94 ,96 ,99 ,103 ,104 ,106 ,108 ,109 ,110 ,111 ,112 ,113 ,114 ,121 ,122 ,123 ,124 ,125 ,126 ,127 ,128 ,129 ,130 ,131 ,132 ,137 ,138 ,139 ,140 ,141 ,142 ,143 ,146 ,199 ,200 ,203 ,204 ,205 ,207 ,208 ,209 ,210 ,211 ,212 ,215 ,216 ,241 ,243 ,245 ,246 ,247 ,248 ,249 ,250 ,251 ,252 ,253 ,258 ,259 ,291 ,292 ,293 ,301 ,302 ,303 ,307 ,308 ,314 ,322 ,330 ,331 ,332 ,333 ,334 ,375 ,376 ,380 ,430 ,431 ,443 ,446 ,518 ,521 ,560 ,569 ,575 ,589 ,590 ,591 ,592 ,593 ,594 ,597 ,623 ,626 ,659 ,660 ,661 ,690 ,714 ,716 ,717 ,721 ,722 ,723 ,732 ,735 ,879 ,880 ,881 ,882 ,883 ,884 ,885 ,886 ,887 ,889 ,890 ,891 ,892 ,898 ,903 ,904 ,932 ,936 ,974 ,975 ,978 ,993 ,994 ,995 ,1026 ,1027 ,1028 ,1030 ,1068 ,1069 ,1070 ,1072 ,1073 ,1074 ,1075 ,1077 ,1079 ,1080 ,1081 ,1121 ,1125 ,1126 ,1133 ,1134 ,1135 ,1136 ,1152 ,1153 ,1154 ,1155 ,1156 ,1158 ,1159 ,1160 ,1161 ,1225 ,1226 ,1232 ,1235 ,1238 ,1239 ,1255 ,1264 ,1265 ,1311 ,1315 ,1316 ,1319 ,1322 ,1323 ,1324 ,1325 ,1327 ,1328 ,1329 ,1330 ,1331 ,1332 ,1333 ,1334 ,1363 ,1365 ,1366 ,1367 ,1368 ,1370 ,1371 ,1372 ,1373 ,1374 ,1375 ,1376 ,1377 ,1378 ,1379 ,1382 ,1386 ,1387 ,1396 ,1407 ,1412 ,1418 ,1470 ,1471 ,1472 ,1473 ,1474 ,1475 ,1476 ,1477 ,1478 ,1479 ,1480 ,1481 ,1482 ,1517 ,1521 ,1626 ,1633 ,1636 ,1638 ,1639 ,1642 ,1643 ,1646 ,1649 ,1652 ,1653 ,1654 ,1655 ,1658 ,1661 ,1662 ,1663 ,1667 ,1668 ,1669 ,1670 ,1671 ,1672 ,1673 ,1678 ,1679 ,1680 ,1682 ,1683 ,1684 ,1685 ,1686 ,1687 ,1689 ,1695 ,1696 ,1697 ,1698 ,1699 ,1700 ,1705 ,1707 ,1708
VOLKSWAGEN	036109675A	915097-8	32 ,94 ,96 ,99 ,103 ,104 ,106 ,108 ,109 ,110 ,111 ,112 ,113 ,114 ,121 ,122 ,123 ,124 ,125 ,126 ,127 ,128 ,129 ,130 ,131 ,132 ,137 ,138 ,139 ,140 ,141 ,142 ,143 ,146 ,199 ,200 ,203 ,204 ,205 ,207 ,208 ,209 ,210 ,211 ,212 ,215 ,216 ,241 ,243 ,245 ,246 ,247 ,248 ,249 ,250 ,251 ,252 ,253 ,258 ,259 ,291 ,292 ,293 ,301 ,302 ,303 ,307 ,308 ,314 ,322 ,330 ,331 ,332 ,333 ,334 ,375 ,376 ,380 ,430 ,431 ,443 ,446 ,518 ,521 ,560 ,569 ,575 ,589 ,590 ,591 ,592 ,593 ,594 ,597 ,623 ,626 ,659 ,660 ,661 ,690 ,714 ,716 ,717 ,721 ,722 ,723 ,732 ,735 ,879 ,880 ,881 ,882 ,883 ,884 ,885 ,886 ,887 ,889 ,890 ,891 ,892 ,898 ,903 ,904 ,932 ,936 ,974 ,975 ,978 ,993 ,994 ,995 ,1026 ,1027 ,1028 ,1030 ,1068 ,1069 ,1070 ,1072 ,1073 ,1074 ,1075 ,1077 ,1079 ,1080 ,1081 ,1121 ,1125 ,1126 ,1133 ,1134 ,1135 ,1136 ,1152 ,1153 ,1154 ,1155 ,1156 ,1158 ,1159 ,1160 ,1161 ,1225 ,1226 ,1232 ,1235 ,1238 ,1239 ,1255 ,1264 ,1265 ,1311 ,1315 ,1316 ,1319 ,1322 ,1323 ,1324 ,1325 ,1327 ,1328 ,1329 ,1330 ,1331 ,1332 ,1333 ,1334 ,1363 ,1365 ,1366 ,1367 ,1368 ,1370 ,1371 ,1372 ,1373 ,1374 ,1375 ,1376 ,1377 ,1378 ,1379 ,1382 ,1386 ,1387 ,1396 ,1407 ,1412 ,1418 ,1470 ,1471 ,1472 ,1473 ,1474 ,1475 ,1476 ,1477 ,1478 ,1479 ,1480 ,1481 ,1482 ,1517 ,1521 ,1626 ,1633 ,1636 ,1638 ,1639 ,1642 ,1643 ,1646 ,1649 ,1652 ,1653 ,1654 ,1655 ,1658 ,1661 ,1662 ,1663 ,1667 ,1668 ,1669 ,1670 ,1671 ,1672 ,1673 ,1678 ,1679 ,1680 ,1682 ,1683 ,1684 ,1685 ,1686 ,1687 ,1689 ,1695 ,1696 ,1697 ,1698 ,1699 ,1700 ,1705 ,1707 ,1708
VOLKSWAGEN	037103415	880227-4	96 ,99 ,100 ,101 ,102 ,103 ,107 ,108 ,111 ,120 ,121 ,138 ,140 ,514 ,515 ,519 ,553 ,1317 ,1318 ,1319 ,1320 ,1321 ,1327 ,1367 ,1368 ,1370 ,1374 ,1633 ,1643 ,1644 ,1645 ,1646 ,1647 ,1648 ,1651 ,1661 ,1667 ,1695 ,1696 ,1697
VOLKSWAGEN	037103419B	880227-4	96 ,99 ,100 ,101 ,102 ,103 ,107 ,108 ,111 ,120 ,121 ,138 ,140 ,514 ,515 ,519 ,553 ,1317 ,1318 ,1319 ,1320 ,1321 ,1327 ,1367 ,1368 ,1370 ,1374 ,1633 ,1643 ,1644 ,1645 ,1646 ,1647 ,1648 ,1651 ,1661 ,1667 ,1695 ,1696 ,1697
VOLKSWAGEN	038103351D	485020-1	101 ,102 ,103 ,110 ,111 ,515 ,516 ,1318 ,1321 ,1322 ,1323 ,1328 ,1368 ,1369 ,1370 ,1371 ,1372 ,1374 ,1645 ,1646 ,1647 ,1648 ,1651 ,1654 ,1669 ,1670 ,1671 ,1696
VOLKSWAGEN	038103383K	905007-1	100 ,101 ,1320 ,1321 ,1367 ,1369 ,1370 ,1644 ,1645 ,1647 ,1648 ,1651 ,1652 ,1695 ,1696 ,1705
VOLKSWAGEN	038109101R	515012-1	101 ,102 ,515 ,516 ,1318 ,1321 ,1322 ,1368 ,1369 ,1370 ,1371 ,1645 ,1646 ,1647 ,1648 ,1651 ,1696
VOLKSWAGEN	038109309A	975003-8	96 ,101 ,102 ,103 ,110 ,111 ,515 ,516 ,1318 ,1321 ,1322 ,1323 ,1328 ,1367 ,1368 ,1369 ,1370 ,1371 ,1372 ,1374 ,1633 ,1638 ,1645 ,1646 ,1647 ,1648 ,1651 ,1652 ,1654 ,1655 ,1666 ,1668 ,1669 ,1670 ,1671 ,1696
VOLKSWAGEN	038109309B	975003-8	96 ,101 ,102 ,103 ,110 ,111 ,515 ,516 ,1318 ,1321 ,1322 ,1323 ,1328 ,1367 ,1368 ,1369 ,1370 ,1371 ,1372 ,1374 ,1633 ,1638 ,1645 ,1646 ,1647 ,1648 ,1651 ,1652 ,1654 ,1655 ,1666 ,1668 ,1669 ,1670 ,1671 ,1696
VOLKSWAGEN	038109309C	975003-8	96 ,101 ,102 ,103 ,110 ,111 ,515 ,516 ,1318 ,1321 ,1322 ,1323 ,1328 ,1367 ,1368 ,1369 ,1370 ,1371 ,1372 ,1374 ,1633 ,1638 ,1645 ,1646 ,1647 ,1648 ,1651 ,1652 ,1654 ,1655 ,1666 ,1668 ,1669 ,1670 ,1671 ,1696
VOLKSWAGEN	038109611F	865092-4	96 ,101 ,102 ,515 ,516 ,1318 ,1321 ,1322 ,1367 ,1368 ,1369 ,1370 ,1633 ,1638 ,1645 ,1646 ,1647 ,1648 ,1651 ,1652 ,1666 ,1668 ,1670 ,1696
VOLKSWAGEN	03C109601J	855061-4	96 ,1313 ,1316 ,1365 ,1366 ,1382 ,1628 ,1638 ,1695 ,1705
VOLKSWAGEN	03C109611G	865062-4	96 ,1313 ,1316 ,1365 ,1366 ,1382 ,1628 ,1638 ,1695 ,1705
VOLKSWAGEN	03C109611R	865062-4	96 ,1313 ,1316 ,1365 ,1366 ,1382 ,1628 ,1638 ,1695 ,1705
VOLKSWAGEN	03C109612	865062-4	96 ,1313 ,1316 ,1365 ,1366 ,1382 ,1628 ,1638 ,1695 ,1705
VOLKSWAGEN	03D109611A	860272-4	96 ,1315 ,1316 ,1365 ,1366 ,1633 ,1636 ,1638 ,1639
VOLKSWAGEN	03F109601A	850209-4	94 ,1311 ,1363 ,1626
VOLKSWAGEN	03F109611B	860210-4	94 ,1311 ,1363 ,1626
VOLKSWAGEN	03F109611C	860210-4	94 ,1311 ,1363 ,1626
VOLKSWAGEN	03G103351B	485022-1	109 ,110 ,258 ,375 ,659 ,994 ,1323 ,1324 ,1325 ,1372 ,1373 ,1654 ,1655 ,1670
VOLKSWAGEN	03G103351C	485020-1	101 ,102 ,103 ,110 ,111 ,515 ,516 ,1318 ,1321 ,1322 ,1323 ,1328 ,1368 ,1369 ,1370 ,1371 ,1372 ,1374 ,1645 ,1646 ,1647 ,1648 ,1651 ,1654 ,1669 ,1670 ,1671 ,1696
VOLKSWAGEN	03G103351E	485022-1	109 ,110 ,258 ,375 ,659 ,994 ,1323 ,1324 ,1325 ,1372 ,1373 ,1654 ,1655 ,1670
VOLKSWAGEN	03G109601A	850275-4	109 ,110 ,111 ,659 ,994 ,1323 ,1324 ,1325 ,1372 ,1373 ,1654 ,1655 ,1670



# OE- Reference

OE- Manu.	Reference-No.	SM-No.	On Page
VOLKSWAGEN	03G109601A	850275-4	109 ,110 ,111 ,659 ,994 ,1323 ,1324 ,1325 ,1372 ,1373 ,1654 ,1655 ,1670
VOLKSWAGEN	03L109021E	515017-1	103 ,112 ,113 ,1319 ,1324 ,1329 ,1371 ,1375 ,1652 ,1662 ,1671
VOLKSWAGEN	03L109022D	515018-1	103 ,109 ,110 ,111 ,112 ,113 ,114 ,1319 ,1324 ,1325 ,1329 ,1371 ,1372 ,1373 ,1375 ,1376 ,1652 ,1654 ,1662 ,1670 ,1671 ,1672 ,1673
VOLKSWAGEN	03L109601	850205-4	103 ,112 ,113 ,114 ,118 ,127 ,138 ,1319 ,1324 ,1329 ,1330 ,1368 ,1373 ,1374 ,1375 ,1376 ,1646 ,1655 ,1662 ,1663 ,1671 ,1672 ,1673 ,1683 ,1685
VOLKSWAGEN	03L109601C	855023-4	
VOLKSWAGEN	03L109611	860206-4	103 ,112 ,113 ,114 ,127 ,1319 ,1324 ,1329 ,1330 ,1368 ,1373 ,1374 ,1375 ,1376 ,1646 ,1662 ,1663 ,1671 ,1672 ,1673 ,1683 ,1685
VOLKSWAGEN	03L109611F	865024-4	
VOLKSWAGEN	043101417C	885075-4	348 ,1642 ,1688
VOLKSWAGEN	043109611	865012-4	1642 ,1686 ,1688
VOLKSWAGEN	043109611A	865012-4	1642 ,1686 ,1688
VOLKSWAGEN	046109101K	515003-1	106 ,108 ,118 ,1517 ,1665 ,1669
VOLKSWAGEN	046109601G	855091-4	106 ,108 ,1517 ,1654 ,1665 ,1669 ,1671
VOLKSWAGEN	046109601J	855091-4	106 ,108 ,1517 ,1654 ,1665 ,1669 ,1671
VOLKSWAGEN	046109611C	865088-4	100 ,101 ,106 ,108 ,514 ,515 ,1317 ,1319 ,1517 ,1644 ,1645 ,1654 ,1665 ,1669 ,1671
VOLKSWAGEN	046109611E	865088-4	100 ,101 ,106 ,108 ,514 ,515 ,1317 ,1319 ,1517 ,1644 ,1645 ,1654 ,1665 ,1669 ,1671
VOLKSWAGEN	046109611F	865088-4	100 ,101 ,106 ,108 ,514 ,515 ,1317 ,1319 ,1517 ,1644 ,1645 ,1654 ,1665 ,1669 ,1671
VOLKSWAGEN	046109675A	911002-8	105 ,106 ,120 ,128 ,132 ,156 ,157 ,334 ,335 ,351 ,387 ,560 ,652 ,664 ,687 ,750 ,751 ,752 ,756 ,757 ,758 ,760 ,767 ,768 ,770 ,772 ,773 ,775 ,776 ,777 ,781 ,887 ,888 ,889 ,891 ,894 ,896 ,897 ,898 ,899 ,903 ,906 ,948 ,958 ,959 ,960 ,961 ,962 ,966 ,967 ,968 ,969 ,996 ,1006 ,1009 ,1010 ,1011 ,1012 ,1155 ,1339 ,1340 ,1341 ,1342 ,1345 ,1396 ,1397 ,1398 ,1439 ,1440 ,1689 ,1691 ,1718
VOLKSWAGEN	047109675	915001-8	22 ,23 ,24 ,25 ,26 ,27 ,96 ,99 ,100 ,101 ,102 ,103 ,104 ,107 ,108 ,110 ,111 ,118 ,119 ,120 ,121 ,122 ,128 ,129 ,138 ,140 ,142 ,199 ,200 ,202 ,203 ,204 ,206 ,207 ,208 ,210 ,211 ,212 ,286 ,287 ,289 ,290 ,292 ,293 ,295 ,302 ,303 ,304 ,307 ,321 ,323 ,341 ,424 ,425 ,426 ,427 ,428 ,430 ,431 ,432 ,433 ,435 ,439 ,443 ,444 ,514 ,515 ,516 ,518 ,519 ,530 ,553 ,563 ,623 ,659 ,697 ,706 ,707 ,708 ,709 ,710 ,712 ,713 ,715 ,716 ,717 ,732 ,735 ,784 ,881 ,993 ,994 ,1025 ,1026 ,1027 ,1073 ,1119 ,1120 ,1121 ,1123 ,1124 ,1125 ,1126 ,1128 ,1130 ,1136 ,1137 ,1158 ,1159 ,1161 ,1224 ,1225 ,1227 ,1232 ,1233 ,1235 ,1236 ,1238 ,1239 ,1255 ,1266 ,1267 ,1311 ,1312 ,1313 ,1314 ,1315 ,1317 ,1318 ,1319 ,1320 ,1321 ,1322 ,1323 ,1325 ,1326 ,1327 ,1328 ,1331 ,1332 ,1333 ,1334 ,1363 ,1365 ,1367 ,1368 ,1369 ,1370 ,1371 ,1372 ,1374 ,1377 ,1378 ,1382 ,1413 ,1475 ,1514 ,1523 ,1524 ,1626 ,1627 ,1629 ,1630 ,1631 ,1632 ,1633 ,1635 ,1637 ,1638 ,1643 ,1644 ,1645 ,1646 ,1647 ,1648 ,1649 ,1650 ,1651 ,1652 ,1654 ,1660 ,1661 ,1663 ,1664 ,1665 ,1666 ,1667 ,1668 ,1669 ,1670 ,1671 ,1676 ,1677 ,1678 ,1679 ,1680 ,1681 ,1682 ,1683 ,1695 ,1696 ,1697 ,1698 ,1699 ,1700 ,1705 ,1706 ,1707 ,1708 ,1714
VOLKSWAGEN	048109601E	855083-4 855099-4	106 ,107 ,118 ,119 ,120 ,121 ,125 ,140 ,1332 ,1664 ,1665 ,1666 ,1667 ,1668 ,1675 ,1676 ,1679 ,1680 ,1681 ,1697 ,1699
VOLKSWAGEN	048109601F	855099-4	1325 ,1326 ,1660 ,1661 ,1664 ,1677
VOLKSWAGEN	04C109611A	865005-4	94 ,95 ,1312 ,1313 ,1316 ,1363 ,1364 ,1365 ,1366 ,1627 ,1628 ,1636
VOLKSWAGEN	04E109601	855004-4	94 ,95 ,1312 ,1313 ,1316 ,1363 ,1364 ,1365 ,1366 ,1627 ,1628 ,1636
VOLKSWAGEN	04E109601A	855019-4	94 ,1312 ,1363 ,1627 ,1695 ,1705
VOLKSWAGEN	04E109601B	855021-4	94 ,95 ,114 ,123 ,137 ,314 ,1312 ,1313 ,1330 ,1363 ,1364 ,1374 ,1376 ,1627 ,1628 ,1663 ,1672 ,1678 ,1705
VOLKSWAGEN	04E109611J	865022-4	94 ,95 ,123 ,137 ,1312 ,1313 ,1363 ,1364 ,1627 ,1628 ,1678 ,1705
VOLKSWAGEN	04E109611K	865020-4	94 ,1312 ,1363 ,1627 ,1695 ,1705
VOLKSWAGEN	04E109611L	865005-4	94 ,95 ,1312 ,1313 ,1316 ,1363 ,1364 ,1365 ,1366 ,1627 ,1628 ,1636
VOLKSWAGEN	04L109601B	850205-4	103 ,112 ,113 ,114 ,118 ,127 ,138 ,1319 ,1324 ,1329 ,1330 ,1368 ,1373 ,1374 ,1375 ,1376 ,1646 ,1655 ,1662 ,1663 ,1671 ,1672 ,1673 ,1683 ,1685
VOLKSWAGEN	04L109601H	855025-4	115 ,746 ,1373 ,1672 ,1673
VOLKSWAGEN	04L109611	865026-4	115 ,746 ,1373 ,1672 ,1673
VOLKSWAGEN	050109309	975002-8	100 ,101 ,102 ,107 ,108 ,120 ,121 ,125 ,138 ,140 ,515 ,518 ,520 ,1311 ,1312 ,1314 ,1315 ,1317 ,1318 ,1319 ,1320 ,1321 ,1325 ,1326 ,1327 ,1331 ,1332 ,1333 ,1364 ,1365 ,1367 ,1369 ,1370 ,1374 ,1377 ,1382 ,1513 ,1626 ,1627 ,1629 ,1630 ,1633 ,1635 ,1637 ,1643 ,1644 ,1645 ,1646 ,1647 ,1648 ,1649 ,1660 ,1661 ,1664 ,1665 ,1666 ,1667 ,1668 ,1676 ,1679 ,1680 ,1681 ,1682 ,1695 ,1696 ,1698 ,1699 ,1700 ,1706 ,1707
VOLKSWAGEN	050109309A/C	975002-8	100 ,101 ,102 ,107 ,108 ,120 ,121 ,125 ,138 ,140 ,515 ,518 ,520 ,1311 ,1312 ,1314 ,1315 ,1317 ,1318 ,1319 ,1320 ,1321 ,1325 ,1326 ,1327 ,1331 ,1332 ,1333 ,1364 ,1365 ,1367 ,1369 ,1370 ,1374 ,1377 ,1382 ,1513 ,1626 ,1627 ,1629 ,1630 ,1633 ,1635 ,1637 ,1643 ,1644 ,1645 ,1646 ,1647 ,1648 ,1649 ,1660 ,1661 ,1664 ,1665 ,1666 ,1667 ,1668 ,1676 ,1679 ,1680 ,1681 ,1682 ,1695 ,1696 ,1698 ,1699 ,1700 ,1706 ,1707

# OE- Reference



OE- Manu.	Reference-No.	SM-No.	On Page
VOLKSWAGEN	050109309A/C	975002-8	100 ,101 ,102 ,107 ,108 ,120 ,121 ,125 ,138 ,140 ,515 ,518 ,520 ,1311 ,1312 ,1314 ,1315 ,1317 ,1318 ,1319 ,1320 ,1321 ,1325 ,1326 ,1327 ,1331 ,1332 ,1333 ,1364 ,1365 ,1367 ,1369 ,1370 ,1374 ,1377 ,1382 ,1513 ,1626 ,1627 ,1629 ,1630 ,1633 ,1635 ,1637 ,1643 ,1644 ,1645 ,1646 ,1647 ,1648 ,1649 ,1660 ,1661 ,1664 ,1665 ,1666 ,1667 ,1668 ,1676 ,1679 ,1680 ,1681 ,1682 ,1695 ,1696 ,1698 ,1699 ,1700 ,1706 ,1707
VOLKSWAGEN	050109309H	975002-8	100 ,101 ,102 ,107 ,108 ,120 ,121 ,125 ,138 ,140 ,515 ,518 ,520 ,1311 ,1312 ,1314 ,1315 ,1317 ,1318 ,1319 ,1320 ,1321 ,1325 ,1326 ,1327 ,1331 ,1332 ,1333 ,1364 ,1365 ,1367 ,1369 ,1370 ,1374 ,1377 ,1382 ,1513 ,1626 ,1627 ,1629 ,1630 ,1633 ,1635 ,1637 ,1643 ,1644 ,1645 ,1646 ,1647 ,1648 ,1649 ,1660 ,1661 ,1664 ,1665 ,1666 ,1667 ,1668 ,1676 ,1679 ,1680 ,1681 ,1682 ,1695 ,1696 ,1698 ,1699 ,1700 ,1706 ,1707
VOLKSWAGEN	050109309J	975002-8	100 ,101 ,102 ,107 ,108 ,120 ,121 ,125 ,138 ,140 ,515 ,518 ,520 ,1311 ,1312 ,1314 ,1315 ,1317 ,1318 ,1319 ,1320 ,1321 ,1325 ,1326 ,1327 ,1331 ,1332 ,1333 ,1364 ,1365 ,1367 ,1369 ,1370 ,1374 ,1377 ,1382 ,1513 ,1626 ,1627 ,1629 ,1630 ,1633 ,1635 ,1637 ,1643 ,1644 ,1645 ,1646 ,1647 ,1648 ,1649 ,1660 ,1661 ,1664 ,1665 ,1666 ,1667 ,1668 ,1676 ,1679 ,1680 ,1681 ,1682 ,1695 ,1696 ,1698 ,1699 ,1700 ,1706 ,1707
VOLKSWAGEN	058109309E	975012-8	108 ,109 ,112 ,119 ,121 ,122 ,126 ,128 ,129 ,137 ,138 ,139 ,140 ,141 ,449 ,1327 ,1328 ,1329 ,1373 ,1374 ,1377 ,1667 ,1668 ,1678 ,1707
VOLKSWAGEN	058109309F	975011-8	108 ,109 ,110 ,112 ,121 ,122 ,126 ,137 ,138 ,139 ,140 ,141 ,1327 ,1328 ,1329 ,1373 ,1374 ,1377 ,1667 ,1668 ,1678 ,1707
VOLKSWAGEN	059109021BP	515096-1	99 ,1367 ,1643
VOLKSWAGEN	059109021BQ	515098-1	99 ,1367 ,1643
VOLKSWAGEN	059109021K	515096-1	99 ,1367 ,1643
VOLKSWAGEN	059109021P	515098-1	99 ,1367 ,1643
VOLKSWAGEN	059109021Q	515096-1	99 ,1367 ,1643
VOLKSWAGEN	059109022BC	515097-1	99 ,1367 ,1643
VOLKSWAGEN	059109022BD	515099-1	99 ,1367 ,1643
VOLKSWAGEN	059109022K	515097-1	99 ,1367 ,1643
VOLKSWAGEN	059109022P	515099-1	99 ,1367 ,1643
VOLKSWAGEN	059109022Q	515097-1	99 ,1367 ,1643
VOLKSWAGEN	059109417J	970227-8	99 ,103 ,112 ,113 ,114 ,124 ,126 ,127 ,130 ,132 ,141 ,746 ,1153 ,1319 ,1322 ,1323 ,1324 ,1329 ,1330 ,1366 ,1367 ,1368 ,1370 ,1371 ,1373 ,1374 ,1375 ,1376 ,1642 ,1643 ,1649 ,1652 ,1662 ,1663 ,1671 ,1672 ,1673 ,1685
VOLKSWAGEN	059109521B	973506-8	122 ,240 ,241 ,242 ,250 ,287 ,298 ,301 ,441 ,507 ,518 ,589 ,793 ,917 ,1065 ,1131 ,1133 ,1134 ,1328 ,1412 ,1415 ,1467 ,1468 ,1661 ,1662
VOLKSWAGEN	059109521C	973506-8	122 ,240 ,241 ,242 ,250 ,287 ,298 ,301 ,441 ,507 ,518 ,589 ,793 ,917 ,1065 ,1131 ,1133 ,1134 ,1328 ,1412 ,1415 ,1467 ,1468 ,1661 ,1662
VOLKSWAGEN	059109521E	973506-8	122 ,240 ,241 ,242 ,250 ,287 ,298 ,301 ,441 ,507 ,518 ,589 ,793 ,917 ,1065 ,1131 ,1133 ,1134 ,1328 ,1412 ,1415 ,1467 ,1468 ,1661 ,1662
VOLKSWAGEN	059109521F	970227-8	99 ,103 ,112 ,113 ,114 ,124 ,126 ,127 ,130 ,132 ,141 ,746 ,1153 ,1319 ,1322 ,1323 ,1324 ,1329 ,1330 ,1366 ,1367 ,1368 ,1370 ,1371 ,1373 ,1374 ,1375 ,1376 ,1642 ,1643 ,1649 ,1652 ,1662 ,1663 ,1671 ,1672 ,1673 ,1685
VOLKSWAGEN	059109601B	850237-6	99 ,1367 ,1643
VOLKSWAGEN	059109601C	850237-6	99 ,1367 ,1643
VOLKSWAGEN	059109601F	850281-4	99 ,137 ,1367 ,1643
VOLKSWAGEN	059109601G	850225-6	126 ,127 ,141 ,1153 ,1685 ,1705
VOLKSWAGEN	059109601J	850225-6	126 ,127 ,141 ,1153 ,1685 ,1705
VOLKSWAGEN	059109611B	860238-6	99 ,1367 ,1643
VOLKSWAGEN	059109611G	860282-4	99 ,137 ,1367 ,1643
VOLKSWAGEN	062109601	850253-4	1690
VOLKSWAGEN	062109611A	860254-4	1690
VOLKSWAGEN	068103351	485001-1	1639
VOLKSWAGEN	068103351AA	485005-1	97 ,98 ,1634 ,1635
VOLKSWAGEN	068103351AB	485005-1	97 ,98 ,1634 ,1635
VOLKSWAGEN	068103351AC	485004-1	1637 ,1641 ,1695
VOLKSWAGEN	068103351AD	485004-1	1637 ,1641 ,1695
VOLKSWAGEN	068103351AF	485005-1	97 ,98 ,1634 ,1635
VOLKSWAGEN	068103351C	485002-1	97 ,98 ,1634 ,1637 ,1640 ,1641
VOLKSWAGEN	068103383AC	905003-1	97 ,98 ,322 ,1431 ,1634 ,1635 ,1636 ,1637 ,1638 ,1641 ,1695
VOLKSWAGEN	068103383EK	905003-1	97 ,98 ,322 ,1431 ,1634 ,1635 ,1636 ,1637 ,1638 ,1641 ,1695
VOLKSWAGEN	068103383FN	905004-1	97 ,98 ,322 ,1634 ,1641 ,1695
VOLKSWAGEN	068109611D	860212-4 865052-4	96 ,97 ,98 ,1513 ,1634 ,1639 ,1640 ,1653
VOLKSWAGEN	068198001	905091-1	97 ,98 ,1634 ,1638 ,1639 ,1640 ,1641





# OE- Reference

OE- Manu.	Reference-No.	SM-No.	On Page
VOLKSWAGEN	068198001	905091-1	97 ,98 ,1634 ,1638 ,1639 ,1640 ,1641
VOLKSWAGEN	069109101P	515006-1	96 ,97 ,98 ,99 ,1649 ,1650
VOLKSWAGEN	069109601D	855059-4	96 ,97 ,1513 ,1640 ,1653
VOLKSWAGEN	069109601N	855011-4	97 ,98 ,1634 ,1635 ,1641 ,1695
VOLKSWAGEN	06A109601E	850227-4	107 ,108 ,120 ,121 ,138 ,140 ,1326 ,1327 ,1332 ,1333 ,1374 ,1377 ,1661 ,1664 ,1666 ,1667 ,1668 ,1679 ,1680 ,1681 ,1682 ,1683 ,1697 ,1699 ,1700
VOLKSWAGEN	06B103383D	905009-1	108 ,112 ,113 ,1324 ,1325 ,1329 ,1372 ,1373 ,1655 ,1662 ,1667
VOLKSWAGEN	06B103383G	905009-1	108 ,112 ,113 ,1324 ,1325 ,1329 ,1372 ,1373 ,1655 ,1662 ,1667
VOLKSWAGEN	06B103383H	905009-1	108 ,112 ,113 ,1324 ,1325 ,1329 ,1372 ,1373 ,1655 ,1662 ,1667
VOLKSWAGEN	06E109601E	850245-4	122 ,130 ,131 ,132 ,142 ,143 ,1154 ,1155 ,1331 ,1377 ,1680 ,1687
VOLKSWAGEN	06E109601F	850245-4	122 ,130 ,131 ,132 ,142 ,143 ,1154 ,1155 ,1331 ,1377 ,1680 ,1687
VOLKSWAGEN	06E109601Q	850255-5	1682
VOLKSWAGEN	06E109611D	860246-4	109 ,122 ,123 ,124 ,125 ,130 ,132 ,137 ,142 ,143 ,1331 ,1332 ,1333 ,1376 ,1377 ,1378 ,1678 ,1680 ,1682 ,1683 ,1684 ,1698 ,1699 ,1707
VOLKSWAGEN	06J109423D	975013-8	106 ,109 ,111 ,112 ,113 ,122 ,123 ,124 ,126 ,128 ,130 ,131 ,132 ,137 ,141 ,142 ,143 ,507 ,793 ,1324 ,1325 ,1328 ,1331 ,1332 ,1333 ,1372 ,1373 ,1374 ,1376 ,1377 ,1382 ,1655 ,1662 ,1668 ,1678 ,1680 ,1682 ,1683 ,1687 ,1696 ,1698 ,1699 ,1707
VOLKSWAGEN	06L109601C	855049-4	125 ,314 ,1333 ,1377 ,1684
VOLKSWAGEN	06L109611	865050-4	125 ,314 ,1333 ,1377 ,1684
VOLKSWAGEN	070103063D	485021-1	1668 ,1670
VOLKSWAGEN	070103063E	485021-1	1668 ,1670
VOLKSWAGEN	070103063K	485021-1	1668 ,1670
VOLKSWAGEN	070103063Q	485021-1	1668 ,1670
VOLKSWAGEN	070103063R	485021-1	1668 ,1670
VOLKSWAGEN	070103063S	485021-1	1668 ,1670
VOLKSWAGEN	070109101P	515021-1	1668 ,1670
VOLKSWAGEN	072109611	860212-4	96 ,97 ,98 ,1513 ,1634 ,1639 ,1640 ,1653
VOLKSWAGEN	074103351A	485013-1	1649
VOLKSWAGEN	074103351D	485019-1	1649 to 1650
VOLKSWAGEN	074109101B	515006-1	96 ,97 ,98 ,99 ,1649 ,1650
VOLKSWAGEN	074109101E	515003-1	106 ,108 ,118 ,1517 ,1665 ,1669
VOLKSWAGEN	074109101J	515003-1	106 ,108 ,118 ,1517 ,1665 ,1669
VOLKSWAGEN	074109101P	515006-1	96 ,97 ,98 ,99 ,1649 ,1650
VOLKSWAGEN	074109601A	855091-4	106 ,108 ,1517 ,1654 ,1665 ,1669 ,1671
VOLKSWAGEN	075109101A	515008-1	1639 to 1640
VOLKSWAGEN	075109101C	515010-1	1513 ,1637 ,1639 ,1640
VOLKSWAGEN	075109101F	515010-1	1513 ,1637 ,1639 ,1640
VOLKSWAGEN	077109601K	850259-4	129
VOLKSWAGEN	077109601Q	850261-4	129
VOLKSWAGEN	077109611D	860260-4	129
VOLKSWAGEN	077109611S	860262-4	129
VOLKSWAGEN	078109601A	850227-4	107 ,108 ,120 ,121 ,138 ,140 ,1326 ,1327 ,1332 ,1333 ,1374 ,1377 ,1661 ,1664 ,1666 ,1667 ,1668 ,1679 ,1680 ,1681 ,1682 ,1683 ,1697 ,1699 ,1700
VOLKSWAGEN	078109601E	850227-4	107 ,108 ,120 ,121 ,138 ,140 ,1326 ,1327 ,1332 ,1333 ,1374 ,1377 ,1661 ,1664 ,1666 ,1667 ,1668 ,1679 ,1680 ,1681 ,1682 ,1683 ,1697 ,1699 ,1700
VOLKSWAGEN	078109601F	850227-4	107 ,108 ,120 ,121 ,138 ,140 ,1326 ,1327 ,1332 ,1333 ,1374 ,1377 ,1661 ,1664 ,1666 ,1667 ,1668 ,1679 ,1680 ,1681 ,1682 ,1683 ,1697 ,1699 ,1700
VOLKSWAGEN	079109601B	850247-4	109 ,112 ,122 ,123 ,124 ,130 ,131 ,137 ,140 ,141 ,690 ,1154 ,1324 ,1331 ,1333 ,1372 ,1376 ,1377 ,1378 ,1382 ,1655 ,1678 ,1680 ,1683 ,1687 ,1698 ,1699 ,1700 ,1707
VOLKSWAGEN	07D109601	850265-4	1686
VOLKSWAGEN	07D109601A	850267-4	
VOLKSWAGEN	07K109423A	975013-8	106 ,109 ,111 ,112 ,113 ,122 ,123 ,124 ,126 ,128 ,130 ,131 ,132 ,137 ,141 ,142 ,143 ,507 ,793 ,1324 ,1325 ,1328 ,1331 ,1332 ,1333 ,1372 ,1373 ,1374 ,1376 ,1377 ,1382 ,1655 ,1662 ,1668 ,1678 ,1680 ,1682 ,1683 ,1687 ,1696 ,1698 ,1699 ,1707
VOLKSWAGEN	113101401	885070-4	348 ,1642 ,1688
VOLKSWAGEN	113101415	885071-4	1642 ,1643 ,1688
VOLKSWAGEN	113109601D	855009-4	1643

# OE- Reference



OE- Manu.	Reference-No.	SM-No.	On Page
VOLKSWAGEN	113109601D	855009-4	1643
VOLKSWAGEN	113109651A	M-8	7 ,21 ,22 ,25 ,26 ,95 ,96 ,97 ,98 ,99 ,100 ,101 ,104 ,105 ,106 ,107 ,108 ,113 ,115 ,116 ,117 ,118 ,119 ,120 ,121 ,125 ,126 ,138 ,139 ,140 ,202 ,208 ,209 ,210 ,211 ,251 ,253 ,299 ,302 ,303 ,304 ,322 ,355 ,356 ,357 ,358 ,359 ,360 ,361 ,363 ,366 ,367 ,368 ,369 ,370 ,390 ,391 ,392 ,432 ,433 ,442 ,444 ,445 ,508 ,509 ,512 ,514 ,515 ,516 ,518 ,519 ,520 ,521 ,522 ,526 ,527 ,528 ,529 ,534 ,539 ,548 ,553 ,575 ,591 ,597 ,623 ,660 ,664 ,667 ,709 ,710 ,715 ,722 ,723 ,729 ,1028 ,1076 ,1132 ,1135 ,1136 ,1137 ,1156 ,1157 ,1242 ,1243 ,1249 ,1250 ,1257 ,1264 ,1314 ,1315 ,1316 ,1317 ,1319 ,1320 ,1325 ,1326 ,1330 ,1331 ,1332 ,1335 ,1369 ,1413 ,1418 ,1432 ,1477 ,1513 ,1517 ,1521 ,1522 ,1523 ,1524 ,1528 ,1529 ,1533 ,1536 ,1537 ,1542 ,1544 ,1545 ,1546 ,1629 ,1630 ,1631 ,1632 ,1633 ,1634 ,1635 ,1636 ,1637 ,1639 ,1640 ,1641 ,1642 ,1643 ,1644 ,1645 ,1646 ,1647 ,1649 ,1650 ,1653 ,1654 ,1656 ,1657 ,1658 ,1659 ,1660 ,1661 ,1663 ,1664 ,1665 ,1666 ,1667 ,1669 ,1671 ,1673 ,1674 ,1675 ,1676 ,1677 ,1679 ,1680 ,1681 ,1686 ,1688 ,1689 ,1690 ,1695 ,1696 ,1697 ,1699 ,1706
VOLKSWAGEN	27103415	885090-4	107 ,1331 ,1663 ,1676
VOLKSWAGEN	311109612A	865037-4	1642 ,1688
VOLKSWAGEN	37109601	855022-4	107 ,108 ,120 ,121 ,138 ,140 ,1326 ,1327 ,1332 ,1333 ,1374 ,1377 ,1661 ,1664 ,1666 ,1667 ,1668 ,1679 ,1680 ,1681 ,1682 ,1683 ,1697 ,1699 ,1700

VOLVO	11129092	885134-6	1529 to 1535
VOLVO	1270391	885104-4	1236 ,1513 ,1515 ,1516 ,1518 ,1519 ,1520 ,1521 ,1522
VOLVO	1317772	915001-8	22 ,23 ,24 ,25 ,26 ,27 ,96 ,99 ,100 ,101 ,102 ,103 ,104 ,107 ,108 ,110 ,111 ,118 ,119 ,120 ,121 ,122 ,128 ,129 ,138 ,140 ,142 ,199 ,200 ,202 ,203 ,204 ,206 ,207 ,208 ,210 ,211 ,212 ,286 ,287 ,289 ,290 ,292 ,293 ,295 ,302 ,303 ,304 ,307 ,321 ,323 ,341 ,424 ,425 ,426 ,427 ,428 ,430 ,431 ,432 ,433 ,435 ,439 ,443 ,444 ,514 ,515 ,516 ,518 ,519 ,530 ,553 ,563 ,623 ,659 ,697 ,706 ,707 ,708 ,709 ,710 ,712 ,713 ,715 ,716 ,717 ,732 ,735 ,784 ,881 ,993 ,994 ,1025 ,1026 ,1027 ,1073 ,1119 ,1120 ,1121 ,1123 ,1124 ,1125 ,1126 ,1128 ,1130 ,1136 ,1137 ,1158 ,1159 ,1161 ,1224 ,1225 ,1227 ,1232 ,1233 ,1235 ,1236 ,1238 ,1239 ,1255 ,1266 ,1267 ,1311 ,1312 ,1313 ,1314 ,1315 ,1317 ,1318 ,1319 ,1320 ,1321 ,1322 ,1323 ,1325 ,1326 ,1327 ,1328 ,1331 ,1332 ,1333 ,1334 ,1363 ,1365 ,1367 ,1368 ,1369 ,1370 ,1371 ,1372 ,1374 ,1377 ,1378 ,1382 ,1413 ,1475 ,1514 ,1523 ,1524 ,1626 ,1627 ,1629 ,1630 ,1631 ,1632 ,1633 ,1635 ,1637 ,1638 ,1643 ,1644 ,1645 ,1646 ,1647 ,1648 ,1649 ,1650 ,1651 ,1652 ,1654 ,1660 ,1661 ,1663 ,1664 ,1665 ,1666 ,1667 ,1668 ,1669 ,1670 ,1671 ,1676 ,1677 ,1678 ,1679 ,1680 ,1681 ,1682 ,1683 ,1695 ,1696 ,1697 ,1698 ,1699 ,1700 ,1705 ,1706 ,1707 ,1708 ,1714
VOLVO	1317792-8	865128-4	1524
VOLVO	1328089-6	860212-4	96 ,97 ,98 ,1513 ,1634 ,1639 ,1640 ,1653
VOLVO	1328147-2	855059-4	96 ,97 ,1513 ,1640 ,1653
VOLVO	13281480	860212-4	96 ,97 ,98 ,1513 ,1634 ,1639 ,1640 ,1653
VOLVO	1366490	865134-5	1236 ,1515 ,1516 ,1518 ,1519 ,1520 ,1521
VOLVO	1366882-7	865134-5	1236 ,1515 ,1516 ,1518 ,1519 ,1520 ,1521
VOLVO	1378960	885102-4	1523 to 1524
VOLVO	1387641	855135-5	1236 ,1515 ,1516 ,1518 ,1519 ,1520 ,1521
VOLVO	13892625	860212-4	96 ,97 ,98 ,1513 ,1634 ,1639 ,1640 ,1653
VOLVO	1397190	855137-5	1515
VOLVO	1397191	865136-5	1515
VOLVO	1535539	975145-6	1529 to 1535
VOLVO	1543026	855146-6	1537 ,1546
VOLVO	1543027	865130-6	1537 ,1546
VOLVO	1543860	875150-6	
VOLVO	1543861	875151-6	
VOLVO	1543862	885150-6	
VOLVO	1543864	885151-6	
VOLVO	1545071	515102-1	1530 ,1532
VOLVO	1545135	885134-6	1529 to 1535
VOLVO	1545135-4	885134-6	1529 to 1535
VOLVO	1545290	855123-6	1529 to 1533
VOLVO	15455397	975140-6	1529 to 1535
VOLVO	15455405	975140-6	1529 to 1535
VOLVO	1546437	885142-6	1242 ,1243 ,1250 ,1528 ,1529 ,1533 ,1535 ,1536 ,1537 ,1542 ,1543 ,1544 ,1545 ,1546
VOLVO	1547492	855144-2	1535 ,1546
VOLVO	1556148	875167-3	1537 ,1546
VOLVO	1556149	875168-3	1537 ,1546
VOLVO	1556472	855146-6	1537 ,1546
VOLVO	1556473	865130-6	1537 ,1546



# OE- Reference

OE- Manu.	Reference-No.	SM-No.	On Page
VOLVO	1556473	865130-6	1537 ,1546
VOLVO	1556604	885141-6	1537
VOLVO	1556607	885140-6	1537
VOLVO	1556813	855146-6	1537 ,1546
VOLVO	1556896	865130-6	1537 ,1546
VOLVO	1669766	855091-4	106 ,108 ,1517 ,1654 ,1665 ,1669 ,1671
VOLVO	1677875	R-8	26 ,149 ,156 ,304 ,335 ,387 ,444 ,445 ,446 ,447 ,448 ,454 ,640 ,641 ,642 ,643 ,716 ,717 ,883 ,887 ,888 ,889 ,894 ,895 ,896 ,897 ,898 ,899 ,904 ,905 ,932 ,933 ,934 ,935 ,936 ,937 ,938 ,939 ,940 ,941 ,1003 ,1082 ,1137 ,1138 ,1239 ,1240 ,1247 ,1250 ,1270 ,1334 ,1338 ,1397 ,1398 ,1482 ,1483 ,1524 ,1525 ,1526 ,1527 ,1528 ,1535 ,1536 ,1542 ,1543 ,1544 ,1546
VOLVO	2036445	855143-2	1250 ,1535 ,1536 ,1546
VOLVO	20405502	851578-6	360 ,369 ,1528 ,1543
VOLVO	20405897	881564-6	360 ,369 ,370
VOLVO	20412953	905116-1	1250 ,1535 ,1536
VOLVO	20415954	905116-1	1250 ,1535 ,1536
VOLVO	20441486	865145-2	1535
VOLVO	20441645	855143-2	1250 ,1535 ,1536 ,1546
VOLVO	20441945	865146-2	1250 ,1535 ,1536
VOLVO	20450002	855169-2	1528 ,1544
VOLVO	20459326	855143-2	1250 ,1535 ,1536 ,1546
VOLVO	20459329	875155-6	1250
VOLVO	20459855	911005-8	26 ,156 ,259 ,376 ,387 ,660 ,932 ,933 ,934 ,935 ,936 ,937 ,938 ,939 ,940 ,941 ,1082 ,1250 ,1338 ,1482 ,1522 ,1523 ,1524 ,1526 ,1527 ,1528 ,1529 ,1535 ,1536 ,1542 ,1543 ,1544 ,1545 ,1546
VOLVO	20459962	871589-6	360 ,369 ,370 ,1543
VOLVO	20464020	863870-2	1242 ,1249 ,1533 ,1544 ,1545
VOLVO	20509465	875163-6	1242 ,1533 ,1545
VOLVO	20509467	875164-6	1242 ,1533 ,1545
VOLVO	20510747	M-8	7 ,21 ,22 ,25 ,26 ,95 ,96 ,97 ,98 ,99 ,100 ,101 ,104 ,105 ,106 ,107 ,108 ,113 ,115 ,116 ,117 ,118 ,119 ,120 ,121 ,125 ,126 ,138 ,139 ,140 ,202 ,208 ,209 ,210 ,211 ,251 ,253 ,299 ,302 ,303 ,304 ,322 ,355 ,356 ,357 ,358 ,359 ,360 ,361 ,363 ,366 ,367 ,368 ,369 ,370 ,390 ,391 ,392 ,432 ,433 ,442 ,444 ,445 ,508 ,509 ,512 ,514 ,515 ,516 ,518 ,519 ,520 ,521 ,522 ,526 ,527 ,528 ,529 ,534 ,539 ,548 ,553 ,575 ,591 ,597 ,623 ,660 ,664 ,667 ,709 ,710 ,715 ,722 ,723 ,729 ,1028 ,1076 ,1132 ,1135 ,1136 ,1137 ,1156 ,1157 ,1242 ,1243 ,1249 ,1250 ,1257 ,1264 ,1314 ,1315 ,1316 ,1317 ,1319 ,1320 ,1325 ,1326 ,1330 ,1331 ,1332 ,1335 ,1369 ,1413 ,1418 ,1432 ,1477 ,1513 ,1517 ,1521 ,1522 ,1523 ,1524 ,1528 ,1529 ,1533 ,1536 ,1537 ,1542 ,1544 ,1545 ,1546 ,1629 ,1630 ,1631 ,1632 ,1633 ,1634 ,1635 ,1636 ,1637 ,1639 ,1640 ,1641 ,1642 ,1643 ,1644 ,1645 ,1646 ,1647 ,1649 ,1650 ,1653 ,1654 ,1656 ,1657 ,1658 ,1659 ,1660 ,1661 ,1663 ,1664 ,1665 ,1666 ,1667 ,1669 ,1671 ,1673 ,1674 ,1675 ,1676 ,1677 ,1679 ,1680 ,1681 ,1686 ,1688 ,1689 ,1690 ,1695 ,1696 ,1697 ,1699 ,1706
VOLVO	20513284	865162-2	1537 ,1546 ,1547
VOLVO	20513285	865162-2	1537 ,1546 ,1547
VOLVO	20516141	865170-2	1528 ,1544
VOLVO	20528110	855169-2	1528 ,1544
VOLVO	20528111	855169-2	1528 ,1544
VOLVO	20528113	855165-2	1528 ,1529 ,1544
VOLVO	20530103	875158-6	1243 ,1536
VOLVO	20540012	853869-2	1242 ,1249 ,1533 ,1545
VOLVO	20540013	853869-2	1242 ,1249 ,1533 ,1545
VOLVO	20540017	853869-2	1242 ,1249 ,1533 ,1545
VOLVO	20541405	875158-6	1243 ,1536
VOLVO	20551761	855165-2	1528 ,1529 ,1544
VOLVO	20555102	875165-6	1528
VOLVO	20555104	875166-6	1528
VOLVO	20561995	855159-2	1243 ,1250 ,1536 ,1537 ,1546
VOLVO	20561997	875157-6	1243 ,1536
VOLVO	20562837	885163-6	1537 ,1546 ,1547
VOLVO	20564019	863870-2	1242 ,1249 ,1533 ,1544 ,1545
VOLVO	20564020	863870-2	1242 ,1249 ,1533 ,1544 ,1545
VOLVO	20564039	865166-2	1528 ,1529 ,1544
VOLVO	20570965	865166-2	1528 ,1529 ,1544
VOLVO	20712128	855159-2	1243 ,1250 ,1536 ,1537 ,1546

# OE- Reference



OE- Manu.	Reference-No.	SM-No.	On Page
VOLVO	20712128	855159-2	1243 ,1250 ,1536 ,1537 ,1546
VOLVO	20714469	851578-6	360 ,369 ,1528 ,1543
VOLVO	20732758	875164-6	1242 ,1533 ,1545
VOLVO	20735572	855161-2	1537
VOLVO	20735573	855161-2	1537
VOLVO	20740798	855159-2	1243 ,1250 ,1536 ,1537 ,1546
VOLVO	20740804	875157-6	1243 ,1536
VOLVO	20768506	865160-2	1243 ,1250 ,1536 ,1546
VOLVO	20768519	865160-2	1243 ,1250 ,1536 ,1546
VOLVO	20787121	913901-6	10 ,343 ,726 ,1279 ,1281 ,1289 ,1290 ,1291 ,1441 ,1486 ,1537 ,1546
VOLVO	20789674	883868-6	356 ,357 ,360 ,361 ,367 ,369 ,390 ,1249 ,1528
VOLVO	20817645	885142-6	1242 ,1243 ,1250 ,1528 ,1529 ,1533 ,1535 ,1536 ,1537 ,1542 ,1543 ,1544 ,1545 ,1546
VOLVO	20833932	855163-6	360 ,361 ,369 ,370 ,1249 ,1528 ,1544
VOLVO	20833936	865164-6	360 ,361 ,369 ,370 ,1249 ,1528 ,1544
VOLVO	20845144	871590-6	360 ,369 ,370 ,1543
VOLVO	20904074	885142-6	1242 ,1243 ,1250 ,1528 ,1529 ,1533 ,1535 ,1536 ,1537 ,1542 ,1543 ,1544 ,1545 ,1546
VOLVO	20905400	885142-6	1242 ,1243 ,1250 ,1528 ,1529 ,1533 ,1535 ,1536 ,1537 ,1542 ,1543 ,1544 ,1545 ,1546
VOLVO	20916916	885163-6	1537 ,1546 ,1547
VOLVO	20919484	885142-6	1242 ,1243 ,1250 ,1528 ,1529 ,1533 ,1535 ,1536 ,1537 ,1542 ,1543 ,1544 ,1545 ,1546
VOLVO	20924435	913901-6	10 ,343 ,726 ,1279 ,1281 ,1289 ,1290 ,1291 ,1441 ,1486 ,1537 ,1546
VOLVO	20980413	855163-6	360 ,361 ,369 ,370 ,1249 ,1528 ,1544
VOLVO	20997871	865164-6	360 ,361 ,369 ,370 ,1249 ,1528 ,1544
VOLVO	21016539	865160-2	1243 ,1250 ,1536 ,1546
VOLVO	21067953	885163-6	1537 ,1546 ,1547
VOLVO	21411028	875158-6	1243 ,1536
VOLVO	21418343	875165-6	1528
VOLVO	21418352	875166-6	1528
VOLVO	21427620	853869-2	1242 ,1249 ,1533 ,1545
VOLVO	21428655	855159-2	1243 ,1250 ,1536 ,1537 ,1546
VOLVO	21430916	865166-2	1528 ,1529 ,1544
VOLVO	21430918	863870-2	1242 ,1249 ,1533 ,1544 ,1545
VOLVO	21484829	875155-6	1250
VOLVO	21484834	875156-6	1250
VOLVO	21501189	911005-8	26 ,156 ,259 ,376 ,387 ,660 ,932 ,933 ,934 ,935 ,936 ,937 ,938 ,939 ,940 ,941 ,1082 ,1250 ,1338 ,1482 ,1522 ,1523 ,1524 ,1526 ,1527 ,1528 ,1529 ,1535 ,1536 ,1542 ,1543 ,1544 ,1545 ,1546
VOLVO	21705499	883868-6	356 ,357 ,360 ,361 ,367 ,369 ,390 ,1249 ,1528
VOLVO	22494872	883868-6	356 ,357 ,360 ,361 ,367 ,369 ,390 ,1249 ,1528
VOLVO	22686466	863870-2	1242 ,1249 ,1533 ,1544 ,1545
VOLVO	270789	905102-1	1529 ,1531 ,1532 ,1533
VOLVO	270789-1	905102-1	1529 ,1531 ,1532 ,1533
VOLVO	270949-1	905104-1	1533 to 1534
VOLVO	275525-4	905105-1	1525 to 1527
VOLVO	275548-6	905103-1	1533 to 1534
VOLVO	275551-0	905101-1	1529 ,1530 ,1532
VOLVO	275779-7	905106-1	1525 to 1528
VOLVO	276816-6	905106-1	1525 to 1528



# OE- Reference

OE- Manu.	Reference-No.	SM-No.	On Page
VOLVO	276816-6	905106-1	1525 to 1528
VOLVO	30638662	915001-8	22 ,23 ,24 ,25 ,26 ,27 ,96 ,99 ,100 ,101 ,102 ,103 ,104 ,107 ,108 ,110 ,111 ,118 ,119 ,120 ,121 ,122 ,128 ,129 ,138 ,140 ,142 ,199 ,200 ,202 ,203 ,204 ,206 ,207 ,208 ,210 ,211 ,212 ,286 ,287 ,289 ,290 ,292 ,293 ,295 ,302 ,303 ,304 ,307 ,321 ,323 ,341 ,424 ,425 ,426 ,427 ,428 ,430 ,431 ,432 ,433 ,435 ,439 ,443 ,444 ,514 ,515 ,516 ,518 ,519 ,530 ,553 ,563 ,623 ,659 ,697 ,706 ,707 ,708 ,709 ,710 ,712 ,713 ,715 ,716 ,717 ,732 ,735 ,784 ,881 ,993 ,994 ,1025 ,1026 ,1027 ,1073 ,1119 ,1120 ,1121 ,1123 ,1124 ,1125 ,1126 ,1128 ,1130 ,1136 ,1137 ,1158 ,1159 ,1161 ,1224 ,1225 ,1227 ,1232 ,1233 ,1235 ,1236 ,1238 ,1239 ,1255 ,1266 ,1267 ,1311 ,1312 ,1313 ,1314 ,1315 ,1317 ,1318 ,1319 ,1320 ,1321 ,1322 ,1323 ,1325 ,1326 ,1327 ,1328 ,1331 ,1332 ,1333 ,1334 ,1363 ,1365 ,1367 ,1368 ,1369 ,1370 ,1371 ,1372 ,1374 ,1377 ,1378 ,1382 ,1413 ,1475 ,1514 ,1523 ,1524 ,1626 ,1627 ,1629 ,1630 ,1631 ,1632 ,1633 ,1635 ,1637 ,1638 ,1643 ,1644 ,1645 ,1646 ,1647 ,1648 ,1649 ,1650 ,1651 ,1652 ,1654 ,1660 ,1661 ,1663 ,1664 ,1665 ,1666 ,1667 ,1668 ,1669 ,1670 ,1671 ,1676 ,1677 ,1678 ,1679 ,1680 ,1681 ,1682 ,1683 ,1695 ,1696 ,1697 ,1698 ,1699 ,1700 ,1705 ,1706 ,1707 ,1708 ,1714
VOLVO	30711497	861108-4	288 ,428 ,509 ,510 ,544 ,987 ,1122 ,1412
VOLVO	30711498	851107-4	288 ,428 ,509 ,510 ,544 ,794 ,987 ,1122 ,1412 ,1512
VOLVO	30711499	973701-8	31 ,199 ,201 ,202 ,204 ,206 ,288 ,428 ,509 ,510 ,513 ,514 ,544 ,612 ,613 ,614 ,615 ,616 ,679 ,680 ,681 ,721 ,793 ,794 ,881 ,981 ,987 ,988 ,1074 ,1122 ,1256 ,1396 ,1412 ,1476 ,1512 ,1516 ,1521
VOLVO	30711638	862190-4	511 ,512 ,513 ,514 ,534 ,538 ,544 ,545 ,794 ,795 ,1513
VOLVO	30711639	852189-4	511 ,513 ,514 ,534 ,538 ,545 ,795 ,1513
VOLVO	30711897	973701-8	31 ,199 ,201 ,202 ,204 ,206 ,288 ,428 ,509 ,510 ,513 ,514 ,544 ,612 ,613 ,614 ,615 ,616 ,679 ,680 ,681 ,721 ,793 ,794 ,881 ,981 ,987 ,988 ,1074 ,1122 ,1256 ,1396 ,1412 ,1476 ,1512 ,1516 ,1521
VOLVO	30725160	973701-8	31 ,199 ,201 ,202 ,204 ,206 ,288 ,428 ,509 ,510 ,513 ,514 ,544 ,612 ,613 ,614 ,615 ,616 ,679 ,680 ,681 ,721 ,793 ,794 ,881 ,981 ,987 ,988 ,1074 ,1122 ,1256 ,1396 ,1412 ,1476 ,1512 ,1516 ,1521
VOLVO	30759038	973701-8	31 ,199 ,201 ,202 ,204 ,206 ,288 ,428 ,509 ,510 ,513 ,514 ,544 ,612 ,613 ,614 ,615 ,616 ,679 ,680 ,681 ,721 ,793 ,794 ,881 ,981 ,987 ,988 ,1074 ,1122 ,1256 ,1396 ,1412 ,1476 ,1512 ,1516 ,1521
VOLVO	30852144	853814-4	323 ,1073 ,1227 ,1228 ,1229 ,1230 ,1475
VOLVO	30864507	903805-1	323 ,324 ,784 ,993 ,1073 ,1074 ,1227 ,1228 ,1229 ,1230 ,1231 ,1232 ,1413 ,1475 ,1514
VOLVO	30889394	915001-8	22 ,23 ,24 ,25 ,26 ,27 ,96 ,99 ,100 ,101 ,102 ,103 ,104 ,107 ,108 ,110 ,111 ,118 ,119 ,120 ,121 ,122 ,128 ,129 ,138 ,140 ,142 ,199 ,200 ,202 ,203 ,204 ,206 ,207 ,208 ,210 ,211 ,212 ,286 ,287 ,289 ,290 ,292 ,293 ,295 ,302 ,303 ,304 ,307 ,321 ,323 ,341 ,424 ,425 ,426 ,427 ,428 ,430 ,431 ,432 ,433 ,435 ,439 ,443 ,444 ,514 ,515 ,516 ,518 ,519 ,530 ,553 ,563 ,623 ,659 ,697 ,706 ,707 ,708 ,709 ,710 ,712 ,713 ,715 ,716 ,717 ,732 ,735 ,784 ,881 ,993 ,994 ,1025 ,1026 ,1027 ,1073 ,1119 ,1120 ,1121 ,1123 ,1124 ,1125 ,1126 ,1128 ,1130 ,1136 ,1137 ,1158 ,1159 ,1161 ,1224 ,1225 ,1227 ,1232 ,1233 ,1235 ,1236 ,1238 ,1239 ,1255 ,1266 ,1267 ,1311 ,1312 ,1313 ,1314 ,1315 ,1317 ,1318 ,1319 ,1320 ,1321 ,1322 ,1323 ,1325 ,1326 ,1327 ,1328 ,1331 ,1332 ,1333 ,1334 ,1363 ,1365 ,1367 ,1368 ,1369 ,1370 ,1371 ,1372 ,1374 ,1377 ,1378 ,1382 ,1413 ,1475 ,1514 ,1523 ,1524 ,1626 ,1627 ,1629 ,1630 ,1631 ,1632 ,1633 ,1635 ,1637 ,1638 ,1643 ,1644 ,1645 ,1646 ,1647 ,1648 ,1649 ,1650 ,1651 ,1652 ,1654 ,1660 ,1661 ,1663 ,1664 ,1665 ,1666 ,1667 ,1668 ,1669 ,1670 ,1671 ,1676 ,1677 ,1678 ,1679 ,1680 ,1681 ,1682 ,1683 ,1695 ,1696 ,1697 ,1698 ,1699 ,1700 ,1705 ,1706 ,1707 ,1708 ,1714
VOLVO	30889401	853803-4	993 ,1027 ,1073 ,1232 ,1475 ,1514
VOLVO	30889403	863804-4	993 ,1027 ,1073 ,1232 ,1475 ,1514
VOLVO	3099100	905116-1	1250 ,1535 ,1536
VOLVO	3104400	K-7	152 ,242 ,244 ,246 ,249 ,250 ,254 ,286 ,288 ,289 ,290 ,292 ,307 ,321 ,323 ,332 ,333 ,341 ,516 ,589 ,590 ,592 ,593 ,623 ,626 ,732 ,735 ,784 ,993 ,1025 ,1027 ,1064 ,1068 ,1069 ,1070 ,1071 ,1073 ,1077 ,1078 ,1079 ,1082 ,1119 ,1120 ,1121 ,1123 ,1124 ,1125 ,1222 ,1223 ,1224 ,1225 ,1226 ,1227 ,1232 ,1233 ,1235 ,1236 ,1255 ,1418 ,1467 ,1470 ,1471 ,1472 ,1473 ,1474 ,1475 ,1479 ,1480 ,1483
VOLVO	3104400-1	K-7	152 ,242 ,244 ,246 ,249 ,250 ,254 ,286 ,288 ,289 ,290 ,292 ,307 ,321 ,323 ,332 ,333 ,341 ,516 ,589 ,590 ,592 ,593 ,623 ,626 ,732 ,735 ,784 ,993 ,1025 ,1027 ,1064 ,1068 ,1069 ,1070 ,1071 ,1073 ,1077 ,1078 ,1079 ,1082 ,1119 ,1120 ,1121 ,1123 ,1124 ,1125 ,1222 ,1223 ,1224 ,1225 ,1226 ,1227 ,1232 ,1233 ,1235 ,1236 ,1255 ,1418 ,1467 ,1470 ,1471 ,1472 ,1473 ,1474 ,1475 ,1479 ,1480 ,1483
VOLVO	3104437	851307-6	343 ,344 ,1013
VOLVO	31044373	851307-6	343 ,344 ,1013
VOLVO	31216640	973701-8	31 ,199 ,201 ,202 ,204 ,206 ,288 ,428 ,509 ,510 ,513 ,514 ,544 ,612 ,613 ,614 ,615 ,616 ,679 ,680 ,681 ,721 ,793 ,794 ,881 ,981 ,987 ,988 ,1074 ,1122 ,1256 ,1396 ,1412 ,1476 ,1512 ,1516 ,1521
VOLVO	31251885	973701-8	31 ,199 ,201 ,202 ,204 ,206 ,288 ,428 ,509 ,510 ,513 ,514 ,544 ,612 ,613 ,614 ,615 ,616 ,679 ,680 ,681 ,721 ,793 ,794 ,881 ,981 ,987 ,988 ,1074 ,1122 ,1256 ,1396 ,1412 ,1476 ,1512 ,1516 ,1521
VOLVO	31330181	853777-4	288 ,383 ,428 ,506 ,507 ,510 ,527 ,538 ,544 ,1067 ,1120 ,1121 ,1469 ,1512
VOLVO	31330182	863778-4	288 ,383 ,428 ,506 ,507 ,510 ,527 ,538 ,544 ,1067 ,1120 ,1121 ,1469 ,1512



# OE- Reference



OE- Manu.	Reference-No.	SM-No.	On Page
VOLVO	31330182	863778-4	288 ,383 ,428 ,506 ,507 ,510 ,527 ,538 ,544 ,1067 ,1120 ,1121 ,1469 ,1512
VOLVO	3165234	865145-2	1535
VOLVO	3165303	885142-6	1242 ,1243 ,1250 ,1528 ,1529 ,1533 ,1535 ,1536 ,1537 ,1542 ,1543 ,1544 ,1545 ,1546
VOLVO	3165369	875154-6	1250
VOLVO	3169366	875156-6	1250
VOLVO	3169490	855144-2	1535 ,1546
VOLVO	3183227	875153-6	1250
VOLVO	3183283	885142-6	1242 ,1243 ,1250 ,1528 ,1529 ,1533 ,1535 ,1536 ,1537 ,1542 ,1543 ,1544 ,1545 ,1546
VOLVO	3277813	863809-4	321 ,1222 ,1223 ,1224 ,1225 ,1226 ,1512
VOLVO	32778136	863809-4	321 ,1222 ,1223 ,1224 ,1225 ,1226 ,1512
VOLVO	32879660	853841-4	1226 ,1227 ,1228 ,1229 ,1230 ,1231 ,1513 ,1514
VOLVO	3287967	863823-4	322 ,324 ,1226 ,1228 ,1229 ,1230 ,1231 ,1232 ,1514
VOLVO	3287967-8	863823-4	322 ,324 ,1226 ,1228 ,1229 ,1230 ,1231 ,1232 ,1514
VOLVO	3342278	853827-4	1233 ,1514
VOLVO	3344841-6	853823-4	1234 ,1517
VOLVO	33448424	863824-4	1234
VOLVO	3345350	903805-1	323 ,324 ,784 ,993 ,1073 ,1074 ,1227 ,1228 ,1229 ,1230 ,1231 ,1232 ,1413 ,1475 ,1514
VOLVO	3345515	853814-4	323 ,1073 ,1227 ,1228 ,1229 ,1230 ,1475
VOLVO	3501775	912801-8	94 ,95 ,96 ,97 ,98 ,99 ,100 ,104 ,105 ,106 ,107 ,108 ,113 ,115 ,116 ,117 ,118 ,119 ,120 ,121 ,125 ,126 ,138 ,139 ,140 ,202 ,209 ,210 ,211 ,322 ,425 ,428 ,429 ,430 ,431 ,433 ,434 ,438 ,439 ,441 ,443 ,512 ,514 ,518 ,519 ,521 ,552 ,553 ,554 ,591 ,597 ,696 ,697 ,708 ,709 ,712 ,1028 ,1076 ,1264 ,1314 ,1315 ,1316 ,1317 ,1319 ,1320 ,1323 ,1325 ,1326 ,1330 ,1331 ,1332 ,1334 ,1369 ,1413 ,1477 ,1513 ,1517 ,1626 ,1629 ,1630 ,1631 ,1632 ,1633 ,1634 ,1635 ,1636 ,1637 ,1638 ,1639 ,1640 ,1641 ,1642 ,1643 ,1644 ,1646 ,1647 ,1649 ,1650 ,1653 ,1654 ,1656 ,1657 ,1658 ,1659 ,1660 ,1661 ,1663 ,1664 ,1665 ,1666 ,1667 ,1668 ,1669 ,1671 ,1673 ,1674 ,1675 ,1676 ,1677 ,1678 ,1680 ,1684 ,1695 ,1696 ,1697 ,1706 ,1714 ,1715
VOLVO	3517860	915001-8	22 ,23 ,24 ,25 ,26 ,27 ,96 ,99 ,100 ,101 ,102 ,103 ,104 ,107 ,108 ,110 ,111 ,118 ,119 ,120 ,121 ,122 ,128 ,129 ,138 ,140 ,142 ,199 ,200 ,202 ,203 ,204 ,206 ,207 ,208 ,210 ,211 ,212 ,286 ,287 ,289 ,290 ,292 ,293 ,295 ,302 ,303 ,304 ,307 ,321 ,323 ,341 ,424 ,425 ,426 ,427 ,428 ,430 ,431 ,432 ,433 ,435 ,439 ,443 ,444 ,514 ,515 ,516 ,518 ,519 ,530 ,553 ,563 ,623 ,659 ,697 ,706 ,707 ,708 ,709 ,710 ,712 ,713 ,715 ,716 ,717 ,732 ,735 ,784 ,881 ,993 ,994 ,1025 ,1026 ,1027 ,1073 ,1119 ,1120 ,1121 ,1123 ,1124 ,1125 ,1126 ,1128 ,1130 ,1136 ,1137 ,1158 ,1159 ,1161 ,1224 ,1225 ,1227 ,1232 ,1233 ,1235 ,1236 ,1238 ,1239 ,1255 ,1266 ,1267 ,1311 ,1312 ,1313 ,1314 ,1315 ,1317 ,1318 ,1319 ,1320 ,1321 ,1322 ,1323 ,1325 ,1326 ,1327 ,1328 ,1331 ,1332 ,1333 ,1334 ,1363 ,1365 ,1367 ,1368 ,1369 ,1370 ,1371 ,1372 ,1374 ,1377 ,1378 ,1382 ,1413 ,1475 ,1514 ,1523 ,1524 ,1626 ,1627 ,1629 ,1630 ,1631 ,1632 ,1633 ,1635 ,1637 ,1638 ,1643 ,1644 ,1645 ,1646 ,1647 ,1648 ,1649 ,1650 ,1651 ,1652 ,1654 ,1660 ,1661 ,1663 ,1664 ,1665 ,1666 ,1667 ,1668 ,1669 ,1670 ,1671 ,1676 ,1677 ,1678 ,1679 ,1680 ,1681 ,1682 ,1683 ,1695 ,1696 ,1697 ,1698 ,1699 ,1700 ,1705 ,1706 ,1707 ,1708 ,1714
VOLVO	3547603-5	885132-4	1517 ,1521 ,1522 ,1523 ,1524
VOLVO	3825723	855115-6	1524 to 1525
VOLVO	3842972	863870-2	1242 ,1249 ,1533 ,1544 ,1545
VOLVO	3964398	855144-2	1535 ,1546
VOLVO	3978766	865157-6	1526 to 1527
VOLVO	3978768	855154-6	1526 ,1527 ,1542 ,1543
VOLVO	419643	M-8	7 ,21 ,22 ,25 ,26 ,95 ,96 ,97 ,98 ,99 ,100 ,101 ,104 ,105 ,106 ,107 ,108 ,113 ,115 ,116 ,117 ,118 ,119 ,120 ,121 ,125 ,126 ,138 ,139 ,140 ,202 ,208 ,209 ,210 ,211 ,251 ,253 ,299 ,302 ,303 ,304 ,322 ,355 ,356 ,357 ,358 ,359 ,360 ,361 ,363 ,366 ,367 ,368 ,369 ,370 ,390 ,391 ,392 ,432 ,433 ,442 ,444 ,445 ,508 ,509 ,512 ,514 ,515 ,516 ,518 ,519 ,520 ,521 ,522 ,526 ,527 ,528 ,529 ,534 ,539 ,548 ,553 ,575 ,591 ,597 ,623 ,660 ,664 ,667 ,709 ,710 ,715 ,722 ,723 ,729 ,1028 ,1076 ,1132 ,1135 ,1136 ,1137 ,1156 ,1157 ,1242 ,1243 ,1249 ,1250 ,1257 ,1264 ,1314 ,1315 ,1316 ,1317 ,1319 ,1320 ,1325 ,1326 ,1330 ,1331 ,1332 ,1335 ,1369 ,1413 ,1418 ,1432 ,1477 ,1513 ,1517 ,1521 ,1522 ,1523 ,1524 ,1528 ,1529 ,1533 ,1536 ,1537 ,1542 ,1544 ,1545 ,1546 ,1629 ,1630 ,1631 ,1632 ,1633 ,1634 ,1635 ,1636 ,1637 ,1639 ,1640 ,1641 ,1642 ,1643 ,1644 ,1645 ,1646 ,1647 ,1649 ,1650 ,1653 ,1654 ,1656 ,1657 ,1658 ,1659 ,1660 ,1661 ,1663 ,1664 ,1665 ,1666 ,1667 ,1669 ,1671 ,1673 ,1674 ,1675 ,1676 ,1677 ,1679 ,1680 ,1681 ,1686 ,1688 ,1689 ,1690 ,1695 ,1696 ,1697 ,1699 ,1706
VOLVO	419652-3	885130-4	1517 ,1521 ,1522 ,1523 ,1524
VOLVO	420553	855115-6	1524 to 1525
VOLVO	420553-0	855115-6	1524 to 1525
VOLVO	421011	875144-6	1525 to 1527
VOLVO	421016-7	855109-6	1526



# OE- Reference

OE- Manu.	Reference-No.	SM-No.	On Page
VOLVO	421016-7	855109-6	1526
VOLVO	421017-5	865110-6	1526
VOLVO	421067	975141-6	1523 to 1527
VOLVO	421208-0	865110-6	1526
VOLVO	421297	885134-6	1529 to 1535
VOLVO	421297-3	885134-6	1529 to 1535
VOLVO	421680	865118-6	1525 to 1527
VOLVO	422011	875142-6	1531 to 1532
VOLVO	422012	875143-6	1531 to 1532
VOLVO	422016-6	855119-6	1529 to 1532
VOLVO	422017-4	865120-6	1529 to 1532
VOLVO	422285	865120-6	1529 to 1532
VOLVO	4223186	975140-6	1529 to 1535
VOLVO	422320	885135-6	1529 ,1530 ,1531 ,1532 ,1533 ,1534 ,1535 ,1542 ,1545
VOLVO	422320-2	885135-6	1529 ,1530 ,1531 ,1532 ,1533 ,1534 ,1535 ,1542 ,1545
VOLVO	423011	875140-6	1533 to 1535
VOLVO	423016-5	855121-6	1534
VOLVO	423017-3	865122-6	1534
VOLVO	424352	975140-6	1529 to 1535
VOLVO	425317	975140-6	1529 to 1535
VOLVO	463771-6	885132-4	1517 ,1521 ,1522 ,1523 ,1524
VOLVO	465155-0	875149-6	1524
VOLVO	465157-6	885137-6	1524 to 1525
VOLVO	465158	875148-6	1524
VOLVO	465158-4	875148-6	1524
VOLVO	465381	865118-6	1525 to 1527
VOLVO	465548	855115-6	1524 to 1525
VOLVO	465549	865116-6	1524 ,1525 ,1542
VOLVO	465549-4	865116-6	1524 ,1525 ,1542
VOLVO	466266	875145-6	1525 to 1527
VOLVO	466379	855117-6	1525 to 1527
VOLVO	466379-5	855117-6	1525 to 1527
VOLVO	4663795	855117-6	1525 to 1527
VOLVO	466386-0	885136-6	1525 to 1527
VOLVO	467474	875146-6	1529 to 1533
VOLVO	467474-3	875146-6	1529 to 1533
VOLVO	467475-0	875147-6	1529 to 1533
VOLVO	467502	855123-6	1529 to 1533
VOLVO	4675021	855123-6	1529 to 1533
VOLVO	467503	865124-6	1529 to 1533
VOLVO	467682	865124-6	1529 to 1533
VOLVO	467855	865124-6	1529 to 1533
VOLVO	4683025	852028-6 855125-40-6 855125-6	450 ,648
VOLVO	468303-3	865126-6	1533 ,1534 ,1535 ,1542 ,1545
VOLVO	468305	R-11	1525 ,1526 ,1527 ,1529 ,1530 ,1531 ,1532 ,1533 ,1534 ,1535 ,1542 ,1545
VOLVO	468448	875141-6	1533 ,1534 ,1535 ,1542 ,1545
VOLVO	468723	515101-1	1534
VOLVO	469240	855127-6	1529 to 1532
VOLVO	4692406	855127-6	1529 to 1532
VOLVO	471037	975141-6	1523 to 1527
VOLVO	477443	865141-6	1527
VOLVO	477447	855140-6	1527
VOLVO	477792	885152-6	1524 to 1527
VOLVO	477877	885152-6	1524 to 1527
VOLVO	478750	515101-1	1534
VOLVO	4790317	975140-6	1529 to 1535
VOLVO	479204	855123-6	1529 to 1533



# OE- Reference



OE- Manu.	Reference-No.	SM-No.	On Page
VOLVO	479204	855123-6	1529 to 1533
VOLVO	479205	855123-6	1529 to 1533
VOLVO	479450	515102-1	1530 ,1532
VOLVO	479610	515102-1	1530 ,1532
VOLVO	479620	515101-1	1534
VOLVO	4798633	975140-6	1529 to 1535
VOLVO	6842421	855137-5	1515
VOLVO	6842422	865136-5	1515
VOLVO	8130103	855144-2	1535 ,1546
VOLVO	8148069	865170-2	1528 ,1544
VOLVO	8148574	865145-2	1535
VOLVO	8194224	865124-6	1529 to 1533
VOLVO	8194296	875152-6	1529
VOLVO	8194480	515102-1	1530 ,1532
VOLVO	842080	865118-6	1525 to 1527
VOLVO	8420816	K-8	7 ,10 ,35 ,152 ,153 ,259 ,293 ,294 ,295 ,296 ,297 ,303 ,322 ,323 ,324 ,336 ,341 ,355 ,356 ,357 ,358 ,359 ,360 ,366 ,367 ,368 ,369 ,390 ,391 ,433 ,434 ,435 ,436 ,437 ,439 ,448 ,449 ,454 ,455 ,530 ,597 ,614 ,623 ,644 ,645 ,646 ,659 ,660 ,667 ,680 ,698 ,729 ,732 ,794 ,993 ,1073 ,1076 ,1126 ,1127 ,1128 ,1129 ,1130 ,1131 ,1136 ,1137 ,1138 ,1226 ,1227 ,1228 ,1229 ,1230 ,1231 ,1232 ,1233 ,1234 ,1238 ,1239 ,1249 ,1256 ,1399 ,1413 ,1414 ,1418 ,1419 ,1475 ,1477 ,1513 ,1514 ,1517 ,1522 ,1523 ,1528 ,1544 ,1679
VOLVO	8420816-4	K-8	7 ,10 ,35 ,152 ,153 ,259 ,293 ,294 ,295 ,296 ,297 ,303 ,322 ,323 ,324 ,336 ,341 ,355 ,356 ,357 ,358 ,359 ,360 ,366 ,367 ,368 ,369 ,390 ,391 ,433 ,434 ,435 ,436 ,437 ,439 ,448 ,449 ,454 ,455 ,530 ,597 ,614 ,623 ,644 ,645 ,646 ,659 ,660 ,667 ,680 ,698 ,729 ,732 ,794 ,993 ,1073 ,1076 ,1126 ,1127 ,1128 ,1129 ,1130 ,1131 ,1136 ,1137 ,1138 ,1226 ,1227 ,1228 ,1229 ,1230 ,1231 ,1232 ,1233 ,1234 ,1238 ,1239 ,1249 ,1256 ,1399 ,1413 ,1414 ,1418 ,1419 ,1475 ,1477 ,1513 ,1514 ,1517 ,1522 ,1523 ,1528 ,1544 ,1679
VOLVO	855926	853823-4	1234 ,1517
VOLVO	859171	911005-8	26 ,156 ,259 ,376 ,387 ,660 ,932 ,933 ,934 ,935 ,936 ,937 ,938 ,939 ,940 ,941 ,1082 ,1250 ,1338 ,1482 ,1522 ,1523 ,1524 ,1526 ,1527 ,1528 ,1529 ,1535 ,1536 ,1542 ,1543 ,1544 ,1545 ,1546
VOLVO	859171-1	911005-8	26 ,156 ,259 ,376 ,387 ,660 ,932 ,933 ,934 ,935 ,936 ,937 ,938 ,939 ,940 ,941 ,1082 ,1250 ,1338 ,1482 ,1522 ,1523 ,1524 ,1526 ,1527 ,1528 ,1529 ,1535 ,1536 ,1542 ,1543 ,1544 ,1545 ,1546
VOLVO	8631650	855167-5	1516 ,1517 ,1542
VOLVO	8631651	865168-5	1516 ,1517 ,1542
VOLVO	8631652	915097-8	32 ,94 ,96 ,99 ,103 ,104 ,106 ,108 ,109 ,110 ,111 ,112 ,113 ,114 ,121 ,122 ,123 ,124 ,125 ,126 ,127 ,128 ,129 ,130 ,131 ,132 ,137 ,138 ,139 ,140 ,141 ,142 ,143 ,146 ,199 ,200 ,203 ,204 ,205 ,207 ,208 ,209 ,210 ,211 ,212 ,215 ,216 ,241 ,243 ,245 ,246 ,247 ,248 ,249 ,250 ,251 ,252 ,253 ,258 ,259 ,291 ,292 ,293 ,301 ,302 ,303 ,307 ,308 ,314 ,322 ,330 ,331 ,332 ,333 ,334 ,375 ,376 ,380 ,430 ,431 ,443 ,446 ,518 ,521 ,560 ,569 ,575 ,589 ,590 ,591 ,592 ,593 ,594 ,597 ,623 ,626 ,659 ,660 ,661 ,690 ,714 ,716 ,717 ,721 ,722 ,723 ,732 ,735 ,879 ,880 ,881 ,882 ,883 ,884 ,885 ,886 ,887 ,889 ,890 ,891 ,892 ,898 ,903 ,904 ,932 ,936 ,974 ,975 ,978 ,993 ,994 ,995 ,1026 ,1027 ,1028 ,1030 ,1068 ,1069 ,1070 ,1072 ,1073 ,1074 ,1075 ,1077 ,1079 ,1080 ,1081 ,1121 ,1125 ,1126 ,1133 ,1134 ,1135 ,1136 ,1152 ,1153 ,1154 ,1155 ,1156 ,1158 ,1159 ,1160 ,1161 ,1225 ,1226 ,1232 ,1235 ,1238 ,1239 ,1255 ,1264 ,1265 ,1311 ,1315 ,1316 ,1319 ,1322 ,1323 ,1324 ,1325 ,1327 ,1328 ,1329 ,1330 ,1331 ,1332 ,1333 ,1334 ,1363 ,1365 ,1366 ,1367 ,1368 ,1370 ,1371 ,1372 ,1373 ,1374 ,1375 ,1376 ,1377 ,1378 ,1379 ,1382 ,1386 ,1387 ,1396 ,1407 ,1412 ,1418 ,1470 ,1471 ,1472 ,1473 ,1474 ,1475 ,1476 ,1477 ,1478 ,1479 ,1480 ,1481 ,1482 ,1517 ,1521 ,1626 ,1633 ,1636 ,1638 ,1639 ,1642 ,1643 ,1646 ,1649 ,1652 ,1653 ,1654 ,1655 ,1658 ,1661 ,1662 ,1663 ,1667 ,1668 ,1669 ,1670 ,1671 ,1672 ,1673 ,1678 ,1679 ,1680 ,1682 ,1683 ,1684 ,1685 ,1686 ,1687 ,1689 ,1695 ,1696 ,1697 ,1698 ,1699 ,1700 ,1705 ,1707 ,1708
VOLVO	863702	865130-6	1537 ,1546
VOLVO	8653745	853772-4	249 ,298 ,300 ,301 ,384 ,440 ,441 ,524 ,547 ,713 ,714 ,715 ,1131 ,1132 ,1133 ,1134 ,1135 ,1414 ,1521
VOLVO	8653746	973701-8	31 ,199 ,201 ,202 ,204 ,206 ,288 ,428 ,509 ,510 ,513 ,514 ,544 ,612 ,613 ,614 ,615 ,616 ,679 ,680 ,681 ,721 ,793 ,794 ,881 ,981 ,987 ,988 ,1074 ,1122 ,1256 ,1396 ,1412 ,1476 ,1512 ,1516 ,1521
VOLVO	8653752	973701-8	31 ,199 ,201 ,202 ,204 ,206 ,288 ,428 ,509 ,510 ,513 ,514 ,544 ,612 ,613 ,614 ,615 ,616 ,679 ,680 ,681 ,721 ,793 ,794 ,881 ,981 ,987 ,988 ,1074 ,1122 ,1256 ,1396 ,1412 ,1476 ,1512 ,1516 ,1521
VOLVO	8653825	973701-8	31 ,199 ,201 ,202 ,204 ,206 ,288 ,428 ,509 ,510 ,513 ,514 ,544 ,612 ,613 ,614 ,615 ,616 ,679 ,680 ,681 ,721 ,793 ,794 ,881 ,981 ,987 ,988 ,1074 ,1122 ,1256 ,1396 ,1412 ,1476 ,1512 ,1516 ,1521
VOLVO	9135927	860212-4	96 ,97 ,98 ,1513 ,1634 ,1639 ,1640 ,1653
VOLVO	9207874	855135-5	1236 ,1515 ,1516 ,1518 ,1519 ,1520 ,1521



# OE- Reference

OE- Manu.	Reference-No.	SM-No.	On Page
VOLVO	9207874	855135-5	1236 ,1515 ,1516 ,1518 ,1519 ,1520 ,1521
VOLVO	9443787	915101-8	521 ,522 ,539 ,545 ,546 ,1515 ,1516 ,1518 ,1519 ,1520 ,1521
VOLVO	9454607	855150-5	521 ,1515 ,1516 ,1518 ,1519 ,1520 ,1521
VOLVO	9454609	865151-5	1515 ,1516 ,1519 ,1521
VOLVO	9454610	865153-5	519 ,521 ,539 ,545 ,546 ,1515 ,1516 ,1518 ,1519 ,1520 ,1521
VOLVO	9471466	865134-5	1236 ,1515 ,1516 ,1518 ,1519 ,1520 ,1521

# Cross Reference



Cross- Manu.	Reference-No.	SM-No.	On Page
AE	4895052	852031-4	7 ,10 ,311 ,336 ,341 ,387 ,530 ,572 ,643 ,645 ,664 ,1390 ,1422 ,1486 ,1690 ,1691
AE	50006414	973701-8	31 ,199 ,201 ,202 ,204 ,206 ,288 ,428 ,509 ,510 ,513 ,514 ,544 ,612 ,613 ,614 ,615 ,616 ,679 ,680 ,681 ,721 ,793 ,794 ,881 ,981 ,987 ,988 ,1074 ,1122 ,1256 ,1396 ,1412 ,1476 ,1512 ,1516 ,1521
AE	91963	858501-4	348 ,680 ,796
AE	CAM185	512110-1	508 ,511 ,512 ,516 ,518
AE	CAM316	513501-1	152 ,1066 ,1468
AE	CAM317	513509-1	246 ,1074 ,1078 ,1475 ,1478 ,1480
AE	CAM341	513508-1	1073 ,1475
AE	CAM354	513701-1	293 ,295 ,296 ,297 ,436 ,437 ,614 ,698 ,1126 ,1128 ,1129 ,1130 ,1131 ,1256 ,1413 ,1414 ,1418
AE	CAM359	513507-1	152 ,329 ,1067 ,1069 ,1071 ,1469 ,1471
AE	CAM364	513506-1	153 ,1073 ,1076 ,1475 ,1477
AE	CAM369	513503-1	242 ,589 ,1068 ,1470
AE	CAM373	511104-1	293 ,294 ,295 ,296 ,297 ,433 ,434 ,436 ,437 ,614 ,698 ,1126 ,1127 ,1128 ,1129 ,1130 ,1131 ,1256 ,1413 ,1414 ,1418 ,1431
AE	CAM403	510701-1	203
AE	CAM404	515008-1	1639 to 1640
AE	CAM414	511005-1	888 ,897 ,899 ,1397 ,1398
AE	CAM440	515002-1	99 ,100 ,1317 ,1320 ,1369 ,1643 ,1644 ,1646 ,1649 ,1651
AE	CAM441	515001-1	100 ,101 ,102 ,514 ,515 ,1317 ,1318 ,1319 ,1644 ,1645 ,1646 ,1647 ,1650
AE	CAM447	515010-1	1513 ,1637 ,1639 ,1640
AE	CAM461	511103-1	289 ,292 ,1026 ,1123 ,1124 ,1125 ,1255
AE	CAM49	512101-1	514 ,518 ,522 ,526 ,527 ,528 ,529
AE	CAM559	513502-1	1068 ,1069 ,1471
AE	CAM627	511002-1	887 ,896 ,899 ,1397 ,1398
AE	CAM630	515006-1	96 ,97 ,98 ,99 ,1649 ,1650
AE	CAM672	515012-1	101 ,102 ,515 ,516 ,1318 ,1321 ,1322 ,1368 ,1369 ,1370 ,1371 ,1645 ,1646 ,1647 ,1648 ,1651 ,1696
AE	CAM679	511105-1	250 ,298 ,301 ,441 ,714 ,1131 ,1133 ,1134 ,1415
AE	CAM700	515096-1	99 ,1367 ,1643
AE	CAM730	515021-1	1668 ,1670
AE	CAM904	515014-C-1	103 ,110 ,111 ,1318 ,1322 ,1323 ,1328 ,1368 ,1370 ,1372 ,1374 ,1648 ,1651 ,1654 ,1670
AE	CAM961	515017-1	103 ,112 ,113 ,1319 ,1324 ,1329 ,1371 ,1375 ,1652 ,1662 ,1671
AE	CAM962	515018-1	103 ,109 ,110 ,111 ,112 ,113 ,114 ,1319 ,1324 ,1325 ,1329 ,1371 ,1372 ,1373 ,1375 ,1376 ,1652 ,1654 ,1662 ,1670 ,1671 ,1672 ,1673
AE	FOL102	973506-8	122 ,240 ,241 ,242 ,250 ,287 ,298 ,301 ,441 ,507 ,518 ,589 ,793 ,917 ,1065 ,1131 ,1133 ,1134 ,1328 ,1412 ,1415 ,1467 ,1468 ,1661 ,1662
AE	FOL103	973802-8	322 ,323 ,735 ,1027 ,1028 ,1076 ,1226 ,1227 ,1233 ,1234 ,1235 ,1236 ,1477
AE	FOL106	974001-8	22 ,23 ,24 ,429 ,431 ,432 ,435 ,443 ,709 ,710 ,712 ,715 ,716 ,1225 ,1233 ,1235 ,1236 ,1265 ,1266 ,1267
AE	FOL109	973715-8	299 ,302 ,304 ,341 ,440 ,715 ,1132 ,1135 ,1137 ,1238
AE	FOL111	973715-8	299 ,302 ,304 ,341 ,440 ,715 ,1132 ,1135 ,1137 ,1238
AE	FOL113	975002-8	100 ,101 ,102 ,107 ,108 ,120 ,121 ,125 ,138 ,140 ,515 ,518 ,520 ,1311 ,1312 ,1314 ,1315 ,1317 ,1318 ,1319 ,1320 ,1321 ,1325 ,1326 ,1327 ,1331 ,1332 ,1333 ,1364 ,1365 ,1367 ,1369 ,1370 ,1374 ,1377 ,1382 ,1513 ,1626 ,1627 ,1629 ,1630 ,1633 ,1635 ,1637 ,1643 ,1644 ,1645 ,1646 ,1647 ,1648 ,1649 ,1660 ,1661 ,1664 ,1665 ,1666 ,1667 ,1668 ,1676 ,1679 ,1680 ,1681 ,1682 ,1695 ,1696 ,1698 ,1699 ,1700 ,1706 ,1707
AE	FOL114	975003-8	96 ,101 ,102 ,103 ,110 ,111 ,515 ,516 ,1318 ,1321 ,1322 ,1323 ,1328 ,1367 ,1368 ,1369 ,1370 ,1371 ,1372 ,1374 ,1633 ,1638 ,1645 ,1646 ,1647 ,1648 ,1651 ,1652 ,1654 ,1655 ,1666 ,1668 ,1669 ,1670 ,1671 ,1696
AE	FOL120	974001-8	22 ,23 ,24 ,429 ,431 ,432 ,435 ,443 ,709 ,710 ,712 ,715 ,716 ,1225 ,1233 ,1235 ,1236 ,1265 ,1266 ,1267
AE	FOL123	972103-8	427 ,511 ,512 ,517 ,521 ,523 ,525 ,552
AE	FOL129	970702-8	199 ,200 ,203 ,204 ,721 ,1074 ,1476
AE	FOL133	975011-8	108 ,109 ,110 ,112 ,121 ,122 ,126 ,137 ,138 ,139 ,140 ,141 ,1327 ,1328 ,1329 ,1373 ,1374 ,1377 ,1667 ,1668 ,1678 ,1707
AE	FOL141	975012-8	108 ,109 ,112 ,119 ,121 ,122 ,126 ,128 ,129 ,137 ,138 ,139 ,140 ,141 ,449 ,1327 ,1328 ,1329 ,1373 ,1374 ,1377 ,1667 ,1668 ,1678 ,1707



# Cross Reference

Cross- Manu.	Reference-No.	SM-No.	On Page
AE	FOL141	975012-8	108 ,109 ,112 ,119 ,121 ,122 ,126 ,128 ,129 ,137 ,138 ,139 ,140 ,141 ,449 ,1327 ,1328 ,1329 ,1373 ,1374 ,1377 ,1667 ,1668 ,1678 ,1707
AE	FOL143	975002-8	100 ,101 ,102 ,107 ,108 ,120 ,121 ,125 ,138 ,140 ,515 ,518 ,520 ,1311 ,1312 ,1314 ,1315 ,1317 ,1318 ,1319 ,1320 ,1321 ,1325 ,1326 ,1327 ,1331 ,1332 ,1333 ,1364 ,1365 ,1367 ,1369 ,1370 ,1374 ,1377 ,1382 ,1513 ,1626 ,1627 ,1629 ,1630 ,1633 ,1635 ,1637 ,1643 ,1644 ,1645 ,1646 ,1647 ,1648 ,1649 ,1660 ,1661 ,1664 ,1665 ,1666 ,1667 ,1668 ,1676 ,1679 ,1680 ,1681 ,1682 ,1695 ,1696 ,1698 ,1699 ,1700 ,1706 ,1707
AE	FOL145	974001-8	22 ,23 ,24 ,429 ,431 ,432 ,435 ,443 ,709 ,710 ,712 ,715 ,716 ,1225 ,1233 ,1235 ,1236 ,1265 ,1266 ,1267
AE	FOL15	972102-8	253 ,508 ,510 ,511 ,512 ,516 ,552
AE	FOL152	973701-8	31 ,199 ,201 ,202 ,204 ,206 ,288 ,428 ,509 ,510 ,513 ,514 ,544 ,612 ,613 ,614 ,615 ,616 ,679 ,680 ,681 ,721 ,793 ,794 ,881 ,981 ,987 ,988 ,1074 ,1122 ,1256 ,1396 ,1412 ,1476 ,1512 ,1516 ,1521
AE	FOL153	971002-8	200 ,204 ,212 ,887 ,891 ,892 ,893 ,894 ,1154 ,1155 ,1266
AE	FOL154	973506-8	122 ,240 ,241 ,242 ,250 ,287 ,298 ,301 ,441 ,507 ,518 ,589 ,793 ,917 ,1065 ,1131 ,1133 ,1134 ,1328 ,1412 ,1415 ,1467 ,1468 ,1661 ,1662
AE	FOL175	975003-8	96 ,101 ,102 ,103 ,110 ,111 ,515 ,516 ,1318 ,1321 ,1322 ,1323 ,1328 ,1367 ,1368 ,1369 ,1370 ,1371 ,1372 ,1374 ,1633 ,1638 ,1645 ,1646 ,1647 ,1648 ,1651 ,1652 ,1654 ,1655 ,1666 ,1668 ,1669 ,1670 ,1671 ,1696
AE	FOL190	973701-8	31 ,199 ,201 ,202 ,204 ,206 ,288 ,428 ,509 ,510 ,513 ,514 ,544 ,612 ,613 ,614 ,615 ,616 ,679 ,680 ,681 ,721 ,793 ,794 ,881 ,981 ,987 ,988 ,1074 ,1122 ,1256 ,1396 ,1412 ,1476 ,1512 ,1516 ,1521
AE	FOL195	970227-8	99 ,103 ,112 ,113 ,114 ,124 ,126 ,127 ,130 ,132 ,141 ,746 ,1153 ,1319 ,1322 ,1323 ,1324 ,1329 ,1330 ,1366 ,1367 ,1368 ,1370 ,1371 ,1373 ,1374 ,1375 ,1376 ,1642 ,1643 ,1649 ,1652 ,1662 ,1663 ,1671 ,1672 ,1673 ,1685
AE	FOL202	975003-8	96 ,101 ,102 ,103 ,110 ,111 ,515 ,516 ,1318 ,1321 ,1322 ,1323 ,1328 ,1367 ,1368 ,1369 ,1370 ,1371 ,1372 ,1374 ,1633 ,1638 ,1645 ,1646 ,1647 ,1648 ,1651 ,1652 ,1654 ,1655 ,1666 ,1668 ,1669 ,1670 ,1671 ,1696
AE	FOL210	970227-8	99 ,103 ,112 ,113 ,114 ,124 ,126 ,127 ,130 ,132 ,141 ,746 ,1153 ,1319 ,1322 ,1323 ,1324 ,1329 ,1330 ,1366 ,1367 ,1368 ,1370 ,1371 ,1373 ,1374 ,1375 ,1376 ,1642 ,1643 ,1649 ,1652 ,1662 ,1663 ,1671 ,1672 ,1673 ,1685
AE	FOL261	971011-8	659 ,885
AE	FOL38	973501-8	152 ,153 ,242 ,243 ,244 ,246 ,249 ,250 ,329 ,331 ,332 ,333 ,589 ,590 ,592 ,593 ,626 ,713 ,1064 ,1066 ,1067 ,1068 ,1069 ,1070 ,1071 ,1073 ,1074 ,1076 ,1077 ,1078 ,1079 ,1080 ,1082 ,1412 ,1467 ,1468 ,1469 ,1470 ,1471 ,1472 ,1474 ,1475 ,1477 ,1478 ,1479 ,1480 ,1483
AE	FOL79	970701-8	203 ,206 ,207 ,208
AE	FOL92	975001-8	96 ,97 ,98 ,99 ,100 ,101 ,102 ,104 ,105 ,106 ,107 ,108 ,115 ,116 ,117 ,118 ,119 ,120 ,121 ,125 ,126 ,128 ,129 ,138 ,140 ,514 ,515 ,518 ,569 ,881 ,996 ,1313 ,1314 ,1315 ,1317 ,1318 ,1319 ,1320 ,1321 ,1325 ,1326 ,1327 ,1331 ,1332 ,1334 ,1367 ,1369 ,1370 ,1513 ,1517 ,1629 ,1630 ,1631 ,1632 ,1633 ,1634 ,1635 ,1636 ,1637 ,1639 ,1640 ,1641 ,1643 ,1644 ,1645 ,1646 ,1647 ,1649 ,1650 ,1656 ,1657 ,1658 ,1659 ,1660 ,1661 ,1663 ,1664 ,1665 ,1666 ,1668 ,1669 ,1671 ,1673 ,1674 ,1675 ,1676 ,1677 ,1678 ,1679 ,1680 ,1681 ,1695 ,1706
AE	V33817	865037-4	1642 ,1688
AE	V34000	860702-4	202
AE	V34129	855109-6	1526
AE	V34130	865110-6	1526
AE	V34131	855119-6	1529 to 1532
AE	V34134	865110-6	1526
AE	V34161	855009-4	1643
AE	V34335	850703-4	202
AE	V3434	860302-6	311
AE	V34399	852012-4	438 ,712 ,713 ,1334
AE	V34577	866204-6	566
AE	V34631	852801-4	696 to 697
AE	V34789	863605-6	7 ,254 ,1086 ,1087 ,1088 ,1524
AE	V34928	863905-6	1283
AE	V34949	855125-40-6 855125-6	450 ,1533 ,1534 ,1535 ,1542 ,1545
AE	V34950	865126-6	1533 ,1534 ,1535 ,1542 ,1545
AE	V34961	853901-6	1279
AE	V34963	863909-6	1008 ,1279 ,1280 ,1281 ,1282 ,1283 ,1284 ,1285 ,1286 ,1287 ,1288 ,1289
AE	V35015	851030-4	881 ,904
AE	V35018	861028-4	901 to 902
AE	V35035	853907-6	1282 to 1283

# Cross Reference



Cross- Manu.	Reference-No.	SM-No.	On Page
AE	V35035	853907-6	1282 to 1283
AE	V35036	853908-6	1008 ,1280 ,1281 ,1282 ,1283 ,1284 ,1285 ,1287
AE	V35042	853604-6	7 ,254 ,1086 ,1087 ,1088 ,1524 ,1690
AE	V35292	855031-4	97 ,1025 ,1634 ,1639 ,1640
AE	V35293	865032-4	
AE	V80012	855019-4	94 ,1312 ,1363 ,1627 ,1695 ,1705
AE	V80013	865020-4	94 ,1312 ,1363 ,1627 ,1695 ,1705
AE	V80020	853785-6	289 ,307 ,383 ,1067 ,1121 ,1469
AE	V80021	863786-6	289 ,307 ,383 ,1067 ,1121 ,1469
AE	V90034	852703-4	620
AE	V90047	851049-6	949 to 951
AE	V90048	861050-6	950 to 951
AE	V90049	851031-6	387 ,908 ,909 ,910 ,911 ,912 ,913 ,914 ,915 ,916 ,917 ,918 ,919 ,920 ,921 ,922 ,923 ,924 ,925 ,926 ,927 ,928 ,929 ,930 ,931 ,932
AE	V90050	851503-6 851504-6	355 ,356 ,357 ,359 ,360 ,366 ,368 ,369 ,391 ,667 ,729
AE	V90051	861532-6	7 ,356 ,357 ,358 ,359 ,360 ,366 ,367 ,368 ,369 ,390 ,391 ,729
AE	V90052	851051-6	948 to 951
AE	V90053	861052-6	949
AE	V90107	853543-4	152 ,1066 ,1067 ,1069 ,1071 ,1468 ,1469 ,1471 ,1473
AE	V90113	861505-6	355 ,356 ,357 ,359 ,360 ,366 ,368 ,369 ,391 ,667 ,729
AE	V90114	851503-6 851535-6	355 ,356 ,357 ,359 ,360 ,366 ,368 ,369 ,391 ,667 ,729
AE	V90126	863809-4	321 ,1222 ,1223 ,1224 ,1225 ,1226 ,1512
AE	V90138	852070-6	450 ,647
AE	V90140	862071-6	450
AE	V90165	862151-4	508
AE	V90168	861038-6	387 ,908 ,909 ,910 ,911 ,912 ,913 ,914 ,915 ,916 ,917 ,918 ,919 ,920 ,921 ,922 ,923 ,924 ,925 ,926 ,927 ,928 ,929 ,930 ,931 ,932
AE	V90169	855117-6	1525 to 1527
AE	V90178	852137-4	522 ,526 ,527 ,528 ,529 ,548
AE	V90179	850211-4	97 ,98 ,1634 ,1639 ,1640 ,1653
AE	V90180	860212-4	96 ,97 ,98 ,1513 ,1634 ,1639 ,1640 ,1653
AE	V90188	861042-6	941 to 942
AE	V90209	855043-4	95 ,98 ,105 ,1316 ,1629 ,1631 ,1633 ,1635 ,1640 ,1653
AE	V90225	851027-4	901 to 902
AE	V90234	851023-4	891 ,901 ,1334
AE	V90235	861024-4	891 ,901 ,1334
AE	V90309	851530-6	361 ,362 ,363 ,370 ,647 ,668
AE	V90321	855039-4	96 ,1513 ,1637 ,1639 ,1640
AE	V90324	855040-4	95 ,1629 ,1631 ,1632
AE	V90326	855053-4	1629 ,1631 ,1632
AE	V90329	865012-4	1642 ,1686 ,1688
AE	V90332	850708-4	209
AE	V90333	860707-4	209
AE	V90354	861016-6	886 ,903
AE	V90355	861032-4	886 ,903 ,906
AE	V90403	852052-4	26 ,149 ,304 ,444 ,445 ,446 ,528 ,640 ,641 ,642 ,716 ,717 ,1003 ,1082 ,1137 ,1138 ,1239 ,1240 ,1247 ,1270 ,1334 ,1482 ,1483
AE	V90408	865508-6	
AE	V90409	855501-6	1402
AE	V90410	865502-6	1402
AE	V90417	851530-6	361 ,362 ,363 ,370 ,647 ,668
AE	V90418	861515-6	361 ,362 ,363 ,370 ,647 ,667 ,668 ,729 ,1006
AE	V90426	853111-6	393 ,753 ,754 ,755 ,757 ,760 ,764 ,770 ,775
AE	V90428	853113-6	393 ,753 ,754 ,755 ,757 ,760 ,764 ,770 ,775
AE	V90430	853118-6	393 ,753 ,754 ,755 ,757 ,758 ,759 ,760 ,761 ,762 ,763 ,764 ,765 ,766 ,767 ,768 ,769 ,770 ,771 ,772 ,773 ,774 ,775 ,777 ,778 ,780 ,1008 ,1009 ,1010 ,1338 ,1339 ,1390 ,1440 ,1718
AE	V90438	850704-6	208 to 211
AE	V90439	860705-6	208 to 211



# Cross Reference

Cross- Manu.	Reference-No.	SM-No.	On Page
AE	V90439	860705-6	208 to 211
AE	V90932	852173-4	526
AE	V91020	851043-6	942 ,943 ,944 ,945 ,946 ,947 ,951 ,952 ,953 ,955 ,956 ,1007 ,1009 ,1011 ,1338
AE	V91021	861044-6	942 ,943 ,944 ,945 ,946 ,947 ,951 ,952 ,953 ,955 ,1007 ,1009 ,1011 ,1338
AE	V91030	860215-4	104 ,105 ,113 ,115 ,116 ,117 ,118 ,138 ,139 ,376 ,594 ,597 ,1028 ,1325 ,1330 ,1386 ,1418 ,1653 ,1656 ,1657 ,1658 ,1659 ,1660 ,1663 ,1673 ,1674 ,1675 ,1676 ,1706
AE	V91034	855048-4	104 ,115 ,116 ,117 ,1325 ,1330 ,1656 ,1657 ,1659 ,1674 ,1675 ,1676 ,1706
AE	V91125	851001-4	879
AE	V91126	861002-4	879
AE	V91131	861038-6	387 ,908 ,909 ,910 ,911 ,912 ,913 ,914 ,915 ,916 ,917 ,918 ,919 ,920 ,921 ,922 ,923 ,924 ,925 ,926 ,927 ,928 ,929 ,930 ,931 ,932
AE	V91132	851060-6	942 ,943 ,944 ,945 ,946 ,947 ,951 ,952 ,953 ,954 ,955 ,956 ,957 ,962 ,963 ,964 ,965 ,1007 ,1009 ,1011 ,1012 ,1338 ,1339
AE	V91133	861061-6 861062-6	942 ,943 ,944 ,945 ,946 ,947 ,951 ,952 ,953 ,954 ,955 ,956 ,957 ,962 ,963 ,964 ,965 ,1007 ,1009 ,1011 ,1012 ,1338 ,1339
AE	V91137	853511-4	152 ,244 ,246 ,329 ,590 ,1069 ,1070 ,1071 ,1471 ,1472 ,1473 ,1474
AE	V91138	863514-4	152 ,244 ,246 ,590 ,1069 ,1070 ,1071 ,1471 ,1472 ,1473 ,1474
AE	V91144	853709-4	294 ,295 ,296 ,297 ,433 ,434 ,435 ,436 ,437 ,597 ,698 ,1126 ,1127 ,1128 ,1130 ,1131 ,1256 ,1413 ,1414
AE	V91145	863734-4	293 ,294 ,295 ,296 ,297 ,433 ,434 ,435 ,436 ,437 ,597 ,614 ,698 ,1126 ,1127 ,1128 ,1129 ,1130 ,1131 ,1256 ,1413 ,1414 ,1418
AE	V91146	852165-4	510 ,512
AE	V91147	862166-4	512 ,793 ,1411
AE	V91148	853513-4	250 ,332 ,333 ,592 ,626 ,1078 ,1079 ,1080 ,1082 ,1479 ,1480 ,1483
AE	V91158	852161-4	505 ,508
AE	V91159	862106-4 862108-4	505 ,507 ,508 ,509 ,544
AE	V91162	852107-4	505 ,508 ,509 ,534 ,544
AE	V91174	865052-4	96 ,97 ,98 ,1513 ,1634 ,1637 ,1639 ,1640 ,1641 ,1653
AE	V91178	863911-6	1279
AE	V91179	852805-4	696
AE	V91181	851045-4	335 ,887 ,888 ,889 ,894 ,896 ,897 ,898 ,899 ,1397 ,1398
AE	V91182	861046-4 861046A-000-4	335 ,887 ,888 ,894 ,896 ,897 ,898 ,899 ,1397 ,1398
AE	V91187	850712-6	202
AE	V91188	860713-6	202
AE	V91189	850710-6	199
AE	V91190	860711-6	199
AE	V91191	851065-6	387 ,914 ,915 ,916 ,922 ,923 ,924 ,926 ,927 ,928 ,929 ,930 ,931 ,932
AE	V91192	861066-6	387 ,908 ,909 ,910 ,911 ,912 ,913 ,914 ,915 ,916 ,917 ,918 ,919 ,920 ,921 ,922 ,923 ,924 ,925 ,926 ,927 ,928 ,929 ,930 ,931 ,932
AE	V91200	853910-6	1008 ,1279 ,1280 ,1281 ,1282 ,1283 ,1284 ,1285 ,1286 ,1287 ,1288 ,1289
AE	V91202	863913-6	1008 ,1279 ,1281 ,1282 ,1283 ,1284 ,1286 ,1287 ,1288 ,1289
AE	V91204	855115-6	1524 to 1525
AE	V91205	865118-6	1525 to 1527
AE	V91206	855123-6	1529 to 1533
AE	V91209	850745-4	721 ,981 ,1255 ,1256
AE	V91217	850749-4	722 ,1256 ,1257
AE	V91230	853571-4	626 ,795 ,1067 ,1071 ,1072 ,1470 ,1473 ,1474
AE	V91232	863572-4	246 ,626 ,1067 ,1068 ,1071 ,1072 ,1470 ,1472 ,1474
AE	V91243	863830-4	1025 to 1026
AE	V91248	863603-6	1247
AE	V91249	853602-6	1088 ,1247 ,1248
AE	V91264	853816-4	259 ,297 ,659 ,698 ,1128 ,1130 ,1238 ,1413 ,1418
AE	V91267	863823-4	322 ,324 ,1226 ,1228 ,1229 ,1230 ,1231 ,1232 ,1514
AE	V91268	853827-4	1233 ,1514
AE	V91269	853841-4	1226 ,1227 ,1228 ,1229 ,1230 ,1231 ,1513 ,1514
AE	V91271	853727-4	286 ,287 ,288 ,289 ,290 ,307 ,428 ,623 ,1119 ,1120 ,1123 ,1714
AE	V91272	863736-4	286 ,1119
AE	V91273	863728-4	286 ,287 ,288 ,289 ,290 ,307 ,428 ,623 ,1119 ,1120 ,1121 ,1123 ,1714

# Cross Reference



Cross- Manu.	Reference-No.	SM-No.	On Page
AE	V91273	863728-4	286 ,287 ,288 ,289 ,290 ,307 ,428 ,623 ,1119 ,1120 ,1121 ,1123 ,1714
AE	V91282	862024-4	424 ,706
AE	V91288	852001-4	425 ,706
AE	V91291	852039-4	23 ,434 ,711
AE	V91292	852052-4	26 ,149 ,304 ,444 ,445 ,446 ,528 ,640 ,641 ,642 ,716 ,717 ,1003 ,1082 ,1137 ,1138 ,1239 ,1240 ,1247 ,1270 ,1334 ,1482 ,1483
AE	V91293	862053-4	26 ,149 ,444 ,445 ,640 ,641 ,717 ,1137 ,1239 ,1240 ,1247 ,1270 ,1334
AE	V91301	852056-6	448 ,449 ,454 ,644 ,645
AE	V91302	862057-6	448 ,449 ,454 ,644 ,645
AE	V91303	852084-4	451 ,648 ,649
AE	V91308	850117-4	25
AE	V91321	862038-4	434 ,711
AE	V91325	854009-4	1266 ,1523
AE	V91332	855095-4	1314 ,1629 ,1632
AE	V91334	865064-4	99 ,100 ,106 ,1317 ,1320 ,1369 ,1636 ,1643 ,1644 ,1646 ,1647 ,1649 ,1650
AE	V91335	855011-4	97 ,98 ,1634 ,1635 ,1641 ,1695
AE	V91337	855063-4	96 ,99 ,125 ,1317 ,1320 ,1369 ,1636 ,1637 ,1640 ,1643 ,1646 ,1647 ,1649 ,1650
AE	V91338	855028-4	106 ,107 ,115 ,116 ,117 ,118 ,119 ,120 ,138 ,139 ,1325 ,1326 ,1331 ,1656 ,1657 ,1658 ,1659 ,1660 ,1661 ,1663 ,1664 ,1665 ,1674 ,1676 ,1677 ,1696 ,1706
AE	V91340	860218-99-4 865084-4	106 ,107 ,116 ,120 ,125 ,1629 ,1656 ,1657 ,1658 ,1659 ,1660 ,1661 ,1663 ,1664 ,1665 ,1666 ,1668 ,1674 ,1675 ,1676 ,1677 ,1680 ,1681
AE	V91343	855059-4	96 ,97 ,1513 ,1640 ,1653
AE	V91345	853857-6	726 ,1242 ,1249 ,1250
AE	V91346	863858-6	726 ,1242 ,1249 ,1250
AE	V91347	853859-6	1241 ,1248 ,1273
AE	V91348	863860-6	1241 ,1248 ,1273
AE	V91356	852169-4	517 ,523 ,525 ,546
AE	V91357	862170-4	517 ,523 ,525 ,546
AE	V91361	861066-6	387 ,908 ,909 ,910 ,911 ,912 ,913 ,914 ,915 ,916 ,917 ,918 ,919 ,920 ,921 ,922 ,923 ,924 ,925 ,926 ,927 ,928 ,929 ,930 ,931 ,932
AE	V91367	855089-4	97 ,98 ,322 ,1634 ,1635 ,1637 ,1641 ,1695
AE	V91368	865060-4	96 ,97 ,98 ,1634 ,1635 ,1637 ,1640 ,1641 ,1695
AE	V91370	855048-4	104 ,115 ,116 ,117 ,1325 ,1330 ,1656 ,1657 ,1659 ,1674 ,1675 ,1676 ,1706
AE	V91374	863123-6	392 ,393 ,746 ,747 ,748 ,750 ,1006 ,1390 ,1439 ,1718
AE	V91392	862040-4	23 ,434 ,711
AE	V91407	855083-4	106 ,107 ,118 ,119 ,120 ,121 ,125 ,140 ,1332 ,1664 ,1665 ,1666 ,1667 ,1668 ,1675 ,1676 ,1679 ,1680 ,1681 ,1697 ,1699
AE	V91409	865060-4	96 ,97 ,98 ,1634 ,1635 ,1637 ,1640 ,1641 ,1695
AE	V91410	850726-4	203
AE	V91415	855043-4	95 ,98 ,105 ,1316 ,1629 ,1631 ,1633 ,1635 ,1640 ,1653
AE	V91416	850221-4	107 ,118 ,119 ,120 ,128 ,142 ,1331 ,1663 ,1676 ,1681
AE	V91418	850718-4	203 ,208
AE	V91420	850728-6	200
AE	V91421	860729-6	200
AE	V91424	851304-6	342 ,1012
AE	V91425	861306-6	342 ,1012
AE	V91428	862182-4	251 ,308 ,442 ,519 ,520 ,521 ,539 ,714 ,1415
AE	V91433	853573-4	1082 ,1482
AE	V91441	851033-4	895 ,896 ,904
AE	V91443	851084-4	895 to 896
AE	V91445	851055-4	895 ,904 ,905
AE	V91446	851053-6	894
AE	V91447	861054-6	894
AE	V91473	865058-4	1314 ,1315 ,1629 ,1630 ,1631 ,1632 ,1633
AE	V91475	855003-4	1314 ,1315 ,1630
AE	V91637	852090-4	439 ,712
AE	V91638	862091-4	439 ,712 ,713
AE	V91658	852041-4	434
AE	V91659	862042-4	434
AE	V91667	862055-6	446 ,447 ,448 ,454 ,643





# Cross Reference

Cross- Manu.	Reference-No.	SM-No.	On Page
AE	V91667	862055-6	446 ,447 ,448 ,454 ,643
AE	V91682	862002-4	425 ,426 ,706 ,707
AE	V91688	852028-6	450 ,648
AE	V91689	862029-6	450 ,648
AE	V91720	859703-4	1432 ,1433 ,1690
AE	V91755	851307-6	343 ,344 ,1013
AE	V91756	861308-6	343 ,344 ,1013
AE	V91758	861302-6	341 to 342
AE	V91764	862034-4	428
AE	V91767	852037-4	23 ,434 ,711
AE	V91771	853124-6	392 ,393 ,746 ,747 ,748 ,749 ,750 ,1006 ,1390 ,1439 ,1718
AE	V91780	855127-6	1529 to 1532
AE	V91834	863809-4	321 ,1222 ,1223 ,1224 ,1225 ,1226 ,1512
AE	V91835	853825-4	323 ,732 ,735 ,1025 ,1027 ,1224 ,1225 ,1226 ,1227
AE	V91836	863826-4	323 ,732 ,735 ,1025 ,1027 ,1224 ,1225 ,1226 ,1227
AE	V91845	863820-4	
AE	V91860	863860-6	1241 ,1248 ,1273
AE	V91872	863866-2	1243 ,1250 ,1251
AE	V91881	851111-4	303 ,304 ,444 ,445 ,1137 ,1418
AE	V91895	853841-4	1226 ,1227 ,1228 ,1229 ,1230 ,1231 ,1513 ,1514
AE	V91898	852163-4	511 ,512 ,516
AE	V91900	853853-2	1251
AE	V91901	863854-2	1251
AE	V91902	851067-6	387 ,908 ,909 ,910 ,911 ,912 ,913 ,914 ,915 ,916 ,922 ,923 ,924 ,925 ,926 ,927 ,928 ,929 ,930 ,931 ,932
AE	V91905	853855-6	726 ,1241 ,1248
AE	V91906	863856-6	726 ,1241 ,1248
AE	V91925	850732-4	203 ,204 ,207 ,216 ,722
AE	V91926	860733-4	203 ,204 ,207 ,216 ,722
AE	V91928	862073-4	432 ,710
AE	V91929	852005-4	426 ,427 ,443 ,707 ,715 ,1714
AE	V91931	852088-4	23 ,432 ,433 ,710
AE	V91932	862090-4	23 ,432 ,433 ,710
AE	V91933	852043-4	22 ,23 ,24 ,432 ,433 ,435 ,710 ,712
AE	V91935	852090-4	439 ,712
AE	V91937	852045-4	432 ,433 ,710
AE	V91938	862046-4	432 ,433 ,710
AE	V91941	852066-6	449 ,646
AE	V91942	862067-6	449 ,646
AE	V91943	852082-6	35 ,450 ,648
AE	V91944	862083-6	35 ,450 ,648
AE	V91949	852074-4	431 ,443 ,709 ,715 ,716
AE	V91950	862075-4	431 ,443 ,709 ,715 ,716
AE	V91955	860721-4	203
AE	V91958	861034-4	895 ,896 ,904 ,905
AE	V91959	853565-4	243 ,589 ,1068 ,1412 ,1470
AE	V91960	863566-4	243 ,589 ,1068 ,1412 ,1470
AE	V91972	853747-4	302 ,442 ,715 ,1135 ,1136
AE	V91980	851305-6	342
AE	V91981	861312-6	342
AE	V91991	862164-4	241 ,511 ,512 ,516 ,534 ,575
AE	V91994	862092-4	26 ,149 ,304 ,444 ,445 ,446 ,641 ,642 ,716 ,717 ,1003 ,1138 ,1240 ,1247 ,1334
AE	V91995	853561-4	243 ,245 ,246 ,589 ,590 ,591 ,1068 ,1070 ,1072 ,1470 ,1471 ,1472 ,1473 ,1474
AE	V91996	863562-4	243 ,245 ,246 ,589 ,590 ,591 ,1068 ,1070 ,1072 ,1470 ,1471 ,1472 ,1473 ,1474
AE	V91997	853563-4	248 ,249 ,250 ,251 ,252 ,253 ,332 ,333 ,334 ,591 ,592 ,593 ,594 ,626 ,1075 ,1077 ,1079 ,1080 ,1081 ,1264 ,1265 ,1407 ,1476 ,1477 ,1478 ,1480 ,1481 ,1482
AE	V91998	863564-4	248 ,249 ,250 ,251 ,252 ,253 ,332 ,333 ,334 ,591 ,592 ,593 ,594 ,626 ,1075 ,1077 ,1079 ,1080 ,1081 ,1264 ,1265 ,1407 ,1476 ,1477 ,1478 ,1480 ,1481 ,1482
AE	V94006	852105-4	526

# Cross Reference



Cross- Manu.	Reference-No.	SM-No.	On Page
AE	V94006	852105-4	526
AE	V94007	862102-4	526
AE	V94009	860717-6	200 ,215
AE	V94010	855093-4	100 ,101 ,106 ,108 ,514 ,515 ,1317 ,1319 ,1517 ,1644 ,1645 ,1654 ,1665 ,1669 ,1671
AE	V94011	865088-4	100 ,101 ,106 ,108 ,514 ,515 ,1317 ,1319 ,1517 ,1644 ,1645 ,1654 ,1665 ,1669 ,1671
AE	V94017	863734-4	293 ,294 ,295 ,296 ,297 ,433 ,434 ,435 ,436 ,437 ,597 ,614 ,698 ,1126 ,1127 ,1128 ,1129 ,1130 ,1131 ,1256 ,1413 ,1414 ,1418
AE	V94020	855144-2	1535 ,1546
AE	V94021	865145-2	1535
AE	V94022	855146-6	1537 ,1546
AE	V94023	865130-6	1537 ,1546
AE	V94025	863734-4	293 ,294 ,295 ,296 ,297 ,433 ,434 ,435 ,436 ,437 ,597 ,614 ,698 ,1126 ,1127 ,1128 ,1129 ,1130 ,1131 ,1256 ,1413 ,1414 ,1418
AE	V94026	860750-4	722 ,1256 ,1257
AE	V94029	852015-4	427 ,707 ,708 ,1065 ,1422 ,1467
AE	V94030	862016-4	427 ,707 ,708 ,1065 ,1422 ,1467
AE	V94038	853823-4	1234 ,1517
AE	V94039	863824-4	1234
AE	V94044	865134-5	1236 ,1515 ,1516 ,1518 ,1519 ,1520 ,1521
AE	V94045	855137-5	1515
AE	V94046	865136-5	1515
AE	V94053	860746-4	721 ,981 ,1255 ,1256
AE	V94056	852131-4	506
AE	V94057	862132-4	506
AE	V94058	852123-4	510 to 511
AE	V94063	863756-4	303 ,304 ,444 ,1137
AE	V94064	852047-4	21 ,22 ,432 ,433 ,591 ,709 ,710 ,1076 ,1264 ,1413 ,1477
AE	V94065	862048-4	21 ,22 ,432 ,433 ,591 ,709 ,710 ,1076 ,1264 ,1413 ,1477
AE	V94067	853843-4	324 ,1228 ,1229 ,1230 ,1231 ,1514
AE	V94073	862188-4	511 ,512 ,513 ,514 ,534 ,538 ,545 ,552 ,795
AE	V94074	852185-4	517 ,522 ,523 ,546 ,547 ,552
AE	V94075	862186-4	517 ,522 ,523 ,546 ,547 ,552
AE	V94076	862186-4	517 ,522 ,523 ,546 ,547 ,552
AE	V94079	850227-4	107 ,108 ,120 ,121 ,138 ,140 ,1326 ,1327 ,1332 ,1333 ,1374 ,1377 ,1661 ,1664 ,1666 ,1667 ,1668 ,1679 ,1680 ,1681 ,1682 ,1683 ,1697 ,1699 ,1700
AE	V94080	860228-4	107 ,108 ,120 ,121 ,138 ,140 ,519 ,520 ,553 ,1326 ,1327 ,1332 ,1374 ,1377 ,1638 ,1661 ,1664 ,1666 ,1667 ,1668 ,1679 ,1680 ,1681 ,1682 ,1683 ,1695 ,1697 ,1699 ,1700
AE	V94081	850229-4	108 ,109 ,110 ,121 ,122 ,137 ,138 ,139 ,140 ,141 ,1327 ,1329 ,1373 ,1374 ,1377 ,1662 ,1667 ,1668 ,1669 ,1678 ,1697 ,1698 ,1707
AE	V94082	860230-4	109 ,139 ,1327 ,1329 ,1374 ,1662 ,1668 ,1669 ,1697
AE	V94083	860234-4	108 ,121 ,122 ,138 ,139 ,140 ,141 ,549 ,1327 ,1373 ,1377 ,1667 ,1678 ,1698 ,1707
AE	V94084	855038-4	100 ,101 ,102 ,106 ,108 ,514 ,515 ,1317 ,1318 ,1319 ,1320 ,1321 ,1367 ,1433 ,1517 ,1644 ,1645 ,1646 ,1647 ,1650 ,1654 ,1665 ,1669 ,1695 ,1696
AE	V94085	865039-4	100 ,101 ,102 ,514 ,515 ,1317 ,1318 ,1319 ,1320 ,1321 ,1367 ,1644 ,1645 ,1646 ,1647 ,1650 ,1651 ,1695 ,1696
AE	V94086	850756-4	31 ,201 ,204 ,722 ,981 ,1256
AE	V94087	850734-4	203 ,207 ,208
AE	V94088	860735-4	203 ,204 ,207 ,216 ,722
AE	V94089	850754-6	199
AE	V94090	860755-6	721 ,1255
AE	V94091	850720-4	210 to 211
AE	V94092	860723-4	210 to 211
AE	V94097	853577-4	249 ,1077 ,1265 ,1478 ,1479
AE	V94098	863578-4	249 ,1077 ,1265 ,1478 ,1479
AE	V94101	850601-6	721 ,981 ,1255 ,1256
AE	V94102	860602-6	721 ,981 ,1255 ,1256
AE	V94104	854011-4	1266 to 1267
AE	V94105	864008-4	1266 ,1523
AE	V94108	855017-4	99 ,100 ,1317 ,1643 ,1644 ,1649 ,1651
AE	V94109	865018-4	99 ,100 ,1317 ,1320 ,1369 ,1643 ,1644 ,1646 ,1649 ,1650 ,1651



# Cross Reference

Cross- Manu.	Reference-No.	SM-No.	On Page
AE	V94109	865018-4	99 ,100 ,1317 ,1320 ,1369 ,1643 ,1644 ,1646 ,1649 ,1650 ,1651
AE	V94110	855007-4	108 ,121 ,128 ,129 ,1332 ,1679
AE	V94111	865006-4	121 ,1332 ,1679
AE	V94112	855029-4	1320 ,1321 ,1369 ,1370 ,1646 ,1647 ,1648 ,1650 ,1652 ,1696 ,1705
AE	V94113	865030-4	1320 ,1321 ,1369 ,1370 ,1646 ,1647 ,1648 ,1650 ,1652 ,1696 ,1705
AE	V94115	865068-4	1315 ,1365 ,1635 ,1637
AE	V94116	855061-4	96 ,1313 ,1316 ,1365 ,1366 ,1382 ,1628 ,1638 ,1695 ,1705
AE	V94117	865062-4	96 ,1313 ,1316 ,1365 ,1366 ,1382 ,1628 ,1638 ,1695 ,1705
AE	V94145	855077-6	518 ,881 ,1327 ,1661 ,1664 ,1678 ,1696
AE	V94146	865078-6	518 ,1327 ,1661 ,1664 ,1696
AE	V94147	855087-4	96 ,101 ,102 ,515 ,516 ,1318 ,1321 ,1322 ,1367 ,1368 ,1369 ,1370 ,1371 ,1633 ,1638 ,1645 ,1646 ,1647 ,1648 ,1651 ,1652 ,1666 ,1668 ,1670 ,1696
AE	V94148	865092-4	96 ,101 ,102 ,515 ,516 ,1318 ,1321 ,1322 ,1367 ,1368 ,1369 ,1370 ,1633 ,1638 ,1645 ,1646 ,1647 ,1648 ,1651 ,1652 ,1666 ,1668 ,1670 ,1696
AE	V94149	855015-4	1311 ,1626
AE	V94150	855091-4	106 ,108 ,1517 ,1654 ,1665 ,1669 ,1671
AE	V94154	853709-4	294 ,295 ,296 ,297 ,433 ,434 ,435 ,436 ,437 ,597 ,698 ,1126 ,1127 ,1128 ,1130 ,1131 ,1256 ,1413 ,1414
AE	V94155	853739-4	290 ,293 ,1123 ,1126
AE	V94157	853713-4	293 ,1126
AE	V94169	853753-4	299 ,302 ,1132 ,1135
AE	V94170	863754-4	299 ,302 ,440 ,715 ,1132 ,1135
AE	V94171	853749-4	292 ,516 ,784 ,1124 ,1125 ,1255
AE	V94172	863750-4	292 ,516 ,784 ,1124 ,1125 ,1255
AE	V94175	853763-4	298 ,302 ,442 ,715 ,1129 ,1135
AE	V94176	863764-4	298 ,302 ,442 ,715 ,1129 ,1135
AE	V94178	853768-4	250 ,298 ,299 ,301 ,441 ,714 ,732 ,1131 ,1133 ,1134 ,1415
AE	V94179	863769-4	250 ,301 ,441 ,714 ,732 ,1133 ,1134 ,1415
AE	V94180	853800-4	1025 ,1223
AE	V94181	863801-4	1025 ,1223
AE	V94187	863823-4	322 ,324 ,1226 ,1228 ,1229 ,1230 ,1231 ,1232 ,1514
AE	V94190	853803-4	993 ,1027 ,1073 ,1232 ,1475 ,1514
AE	V94191	863804-4	993 ,1027 ,1073 ,1232 ,1475 ,1514
AE	V94197	865004-4	1311 ,1626
AE	V94198	853765-6	303 ,716 ,1136 ,1137
AE	V94200	853715-4	299 ,300 ,308 ,440 ,519 ,714 ,1132
AE	V94201	863716-4	299 ,300 ,308 ,440 ,519 ,714 ,1132
AE	V94202	853721-4	286 ,287 ,288 ,289 ,290 ,307 ,623 ,1119 ,1120 ,1121 ,1123 ,1714
AE	V94204	863702-4	293 ,307 ,380 ,623 ,1125 ,1126
AE	V94205	853745-4	298 ,302 ,442 ,715 ,1129 ,1135 ,1136
AE	V94212	855072-4	1315 ,1635
AE	V94214	852183-4	511 ,513 ,514 ,534 ,538 ,545 ,795
AE	V94216	862002-4	425 ,426 ,706 ,707
AE	V94218	852078-6	35 ,336 ,645 ,646
AE	V94219	862079-6	35 ,336 ,645 ,646
AE	V94220	852080-2	336 ,531 ,647
AE	V94221	862081-2	531 ,647
AE	V94223	852111-4	517 ,522 ,523 ,545 ,546
AE	V94229	853745-4	298 ,302 ,442 ,715 ,1129 ,1135 ,1136
AE	V94230	862126-4	525 ,527
AE	V94231	852125-4	525 ,527
AE	V94245	853504-4	241 ,242 ,575 ,589 ,1065 ,1066 ,1411 ,1412 ,1467 ,1468
AE	V94246	863505-4	241 ,242 ,516 ,534 ,575 ,589 ,1065 ,1066 ,1411 ,1412 ,1467 ,1468
AE	V94249	853523-4	247 ,591 ,1074 ,1264 ,1476
AE	V94250	863524-4	247 ,331 ,591 ,1074 ,1264 ,1476
AE	V94251	855065-4	1314 ,1315 ,1629 ,1630 ,1631
AE	V94254	861036-4	891 ,902
AE	V94257	851029-4	902 ,903 ,906
AE	V94258	853205-6	376 ,390 ,392 ,999

# Cross Reference



Cross- Manu.	Reference-No.	SM-No.	On Page
AE	V94258	853205-6	376 ,390 ,392 ,999
AE	V94261	863206-6	376 ,390 ,392 ,999
AE	V94263	854407-4	1152
AE	V94264	864408-4	1152
AE	V94265	864404-6	1157 to 1158
AE	V94266	854409-6	1153 ,1156
AE	V94267	864410-6	1153 ,1156
AE	V94268	854403-6	1157
AE	V94270	854413-6	1157 to 1159
AE	V94274	865128-4	1524
AE	V94277	851060-6	942 ,943 ,944 ,945 ,946 ,947 ,951 ,952 ,953 ,954 ,955 ,956 ,957 ,962 ,963 ,964 ,965 ,1007 ,1009 ,1011 ,1012 ,1338 ,1339
AE	V94278	851078-4	889 ,890 ,891 ,898
AE	V94279	861079-4	889 ,890 ,891 ,898
AE	V94280	861073-4	889 ,890 ,891 ,898
AE	V94285	861048-6	883 ,905
AE	V94286	851056-4	906
AE	V94288	851005-4 851086-6	335 ,336 ,620 ,894 ,896 ,900 ,901 ,902 ,1399 ,1689
AE	V94290	851063-4	889 ,890 ,891 ,898
AE	V94291	861064-4	889 ,890 ,891 ,898
AE	V94294	863512-4	152 ,242 ,245 ,589 ,1064 ,1068 ,1070 ,1467 ,1470 ,1471 ,1472
AE	V94295	854425-4	1159 ,1161
AE	V94298	854433-4	1161
AE	V94299	864434-4	1161
AE	V94303	860232-4	107 ,108 ,120 ,121 ,138 ,140 ,519 ,553 ,1325 ,1326 ,1327 ,1332 ,1333 ,1374 ,1377 ,1660 ,1661 ,1667 ,1668 ,1680 ,1681 ,1682 ,1683 ,1697 ,1699 ,1700
AE	V94304	855046-4	1673 ,1675
AE	V94305	855097-4	1314 ,1315 ,1629 ,1630 ,1631 ,1632 ,1633
AE	V94306	865016-6	881 ,1327 ,1661 ,1678
AE	V94308	855065-4	1314 ,1315 ,1629 ,1630 ,1631
AE	V94309	865066-4	1315 ,1630 ,1631
AE	V94311	855070-4	1637
AE	V94314	865134-5	1236 ,1515 ,1516 ,1518 ,1519 ,1520 ,1521
AE	V94315	855135-5	1236 ,1515 ,1516 ,1518 ,1519 ,1520 ,1521
AE	V94316	851069-6	157 ,948 ,958 ,959 ,960 ,961 ,962 ,966 ,967 ,968 ,969 ,1012 ,1340 ,1341 ,1342
AE	V94317	861072-6	157 ,948 ,958 ,959 ,960 ,961 ,962 ,966 ,967 ,968 ,969 ,1012 ,1340 ,1341 ,1342
AE	V94332	861061-6	942 ,943 ,944 ,945 ,946 ,947 ,951 ,952 ,953 ,954 ,955 ,956 ,957 ,962 ,963 ,964 ,965 ,1007 ,1009 ,1011 ,1012 ,1338 ,1339
AE	V94333	851035-4	891 ,902
AE	V94335	854405-4	1158 ,1160
AE	V94338	853814-4	323 ,1073 ,1227 ,1228 ,1229 ,1230 ,1475
AE	V94339	863878-4	323 ,1073 ,1227 ,1228 ,1229 ,1230 ,1475
AE	V94342	860602-6	721 ,981 ,1255 ,1256
AE	V94343	853529-6	627 ,1082 ,1483
AE	V94344	863530-6	253 ,594 ,598 ,627 ,1082 ,1483
AE	V94347	852113-4	520 ,521 ,534 ,539 ,552 ,1659
AE	V94348	862114-4	520 ,534
AE	V94349	850714-4	258 ,988
AE	V94350	860715-4	258 ,988
AE	V94353	863516-4	246 ,1069 ,1070 ,1071 ,1471 ,1472
AE	V94366	853581-4	244 ,329 ,330 ,333
AE	V94370	851005-4	335 ,336 ,620 ,894 ,896 ,900 ,901 ,902 ,1399 ,1689
AE	V94371	861000-4	335 ,336 ,620 ,896 ,900 ,901 ,902 ,1399 ,1689
AE	V94374	855075-5	518 ,1327 ,1661 ,1664 ,1665 ,1696
AE	V94377	861099-4	335 ,894 ,896 ,900 ,902 ,1399
AE	V94378	852115-4	524 ,525 ,527 ,528 ,548 ,655
AE	V94379	862116-4	524 ,525 ,527 ,528 ,548 ,655
AE	V94380	852117-4	527 ,528 ,548
AE	V94381	862118-4	527 ,528 ,548 ,613 ,679



# Cross Reference

Cross- Manu.	Reference-No.	SM-No.	On Page
AE	V94381	862118-4	527 ,528 ,548 ,613 ,679
AE	V94382	852111-4	517 ,522 ,523 ,545 ,546
AE	V94388	851205-6	886
AE	V94389	861206-6	886
AE	V94390	851201-6	900 ,978
AE	V94391	861202-6	900 ,978
AE	V94392	851203-4	907
AE	V94393	861204-4	907
AE	V94394	851209-4	880
AE	V94395	861210-4	880
AE	V94396	851207-4	884 ,886
AE	V94397	861208-4	886
AE	V94398	851011-4	149 ,259 ,560 ,891 ,892 ,893
AE	V94399	861012-4	149 ,259 ,892 ,893
AE	V94400	851009-4	880 to 881
AE	V94401	861010-4	880 to 881
AE	V94402	850738-4	205 ,206 ,207 ,216
AE	V94403	860739-4	32 ,205 ,206 ,210 ,211 ,216
AE	V94404	850271-4	1316 ,1636
AE	V94405	860272-4	96 ,1315 ,1316 ,1365 ,1366 ,1633 ,1636 ,1638 ,1639
AE	V94406	850235-5	128 ,142 ,518 ,1328 ,1661 ,1662 ,1667 ,1669 ,1686
AE	V94407	860236-5	108 ,121 ,122 ,138 ,139 ,140 ,141 ,549 ,1327 ,1373 ,1377 ,1667 ,1678 ,1698 ,1707
AE	V94408	864406-4	1158 ,1160
AE	V94415	865092-4	96 ,101 ,102 ,515 ,516 ,1318 ,1321 ,1322 ,1367 ,1368 ,1369 ,1370 ,1633 ,1638 ,1645 ,1646 ,1647 ,1648 ,1651 ,1652 ,1666 ,1668 ,1670 ,1696
AE	V94416	850219-3	96 ,1633 ,1638
AE	V94422	850237-6	99 ,1367 ,1643
AE	V94423	860238-6	99 ,1367 ,1643
AE	V94424	850215-4	109 ,111 ,112 ,113 ,1324 ,1325 ,1328 ,1329 ,1372 ,1373 ,1374 ,1655 ,1662 ,1668 ,1696
AE	V94425	860216-4	109 ,111 ,112 ,113 ,1324 ,1325 ,1328 ,1329 ,1372 ,1373 ,1374 ,1655 ,1662 ,1696
AE	V94426	853545-4	246 ,590 ,597 ,1072 ,1472
AE	V94427	863546-4	246 ,590 ,1072 ,1472
AE	V94435	863830-4	1025 to 1026
AE	V94437	853829-4	1025
AE	V94438	853770-4	249 ,300 ,440 ,524 ,547 ,713 ,714 ,1132 ,1133 ,1414
AE	V94439	863773-4	249 ,298 ,299 ,300 ,301 ,384 ,440 ,441 ,524 ,547 ,713 ,714 ,715 ,1131 ,1132 ,1133 ,1134 ,1135 ,1414 ,1521
AE	V94442	863826-4	323 ,732 ,735 ,1025 ,1027 ,1224 ,1225 ,1226 ,1227
AE	V94444	853916-6	1281 ,1286 ,1289 ,1290 ,1291
AE	V94445	863918-6	1281 ,1286 ,1289 ,1290 ,1291
AE	V94446	868708-4	222 ,225 ,375 ,523 ,535 ,557 ,581 ,614 ,615 ,994 ,995
AE	V94450	855099-4	1325 ,1326 ,1660 ,1661 ,1664 ,1677
AE	V94451	858707-4	222 ,225 ,375 ,523 ,535 ,557 ,581 ,614 ,615 ,994
AE	V94459	859701-4	1431 to 1432
AE	V94460	869702-4	1431 to 1432
AE	V94461	852405-4	612
AE	V94463	852403-4	222 ,225 ,375 ,523 ,535 ,557 ,581 ,614 ,615 ,680 ,994 ,995
AE	V94464	862404-4	222 ,225 ,523 ,557 ,581 ,614 ,615 ,652 ,680 ,994 ,995
AE	V94470	852047-4	21 ,22 ,432 ,433 ,591 ,709 ,710 ,1076 ,1264 ,1413 ,1477
AE	V94474	853855-6	726 ,1241 ,1248
AE	V94475	863856-6	726 ,1241 ,1248
AE	V94480	851098-4	335 ,894 ,896 ,900 ,902 ,1399
AE	V94486	853770-4	249 ,300 ,440 ,524 ,547 ,713 ,714 ,1132 ,1133 ,1414
AE	V94487	863771-4	249 ,300 ,440 ,524 ,547 ,616 ,617 ,681 ,713 ,714 ,1132 ,1133 ,1414
AE	V94490	853772-4	249 ,298 ,300 ,301 ,384 ,440 ,441 ,524 ,547 ,713 ,714 ,715 ,1131 ,1132 ,1133 ,1134 ,1135 ,1414 ,1521
AE	V94491	863773-4	249 ,298 ,299 ,300 ,301 ,384 ,440 ,441 ,524 ,547 ,713 ,714 ,715 ,1131 ,1132 ,1133 ,1134 ,1135 ,1414 ,1521
AE	V94492	853705-4	295 ,298 ,1128 ,1129

# Cross Reference



Cross- Manu.	Reference-No.	SM-No.	On Page
AE	V94492	853705-4	295 ,298 ,1128 ,1129
AE	V94494	853761-4	300 ,301 ,1132 ,1133
AE	V94495	863762-4	300 ,301 ,1132 ,1133
AE	V94498	853849-4	322 ,323 ,1027 ,1226 ,1227 ,1234
AE	V94499	863850-4	322 ,323 ,1027 ,1226 ,1227
AE	V94502	861000-4	335 ,336 ,620 ,896 ,900 ,901 ,902 ,1399 ,1689
AE	V94513	853801-4	1030 ,1080 ,1081 ,1238 ,1239 ,1481 ,1482
AE	V94514	863802-4	1030 ,1080 ,1081 ,1238 ,1239 ,1481 ,1482
AE	V94526	853527-4	199 ,1074 ,1476
AE	V94529	861565-6	355 ,667
AE	V94532	851092-4	903 ,906 ,907
AE	V94533	851082-6	894
AE	V94534	861089-4	903 ,906 ,907
AE	V94537	863214-6	369 ,392 ,999
AE	V94538	853215-6	369 ,392 ,999
AE	V94539	853213-6	392 ,999
AE	V94541	863214-6	369 ,392 ,999
AE	V94542	863564-4	248 ,249 ,250 ,251 ,252 ,253 ,332 ,333 ,334 ,591 ,592 ,593 ,594 ,626 ,1075 ,1077 ,1079 ,1080 ,1081 ,1264 ,1265 ,1407 ,1476 ,1477 ,1478 ,1480 ,1481 ,1482
AE	V94543	864442-4	1152
AE	V94544	864406-4	1158 ,1160
AE	V94547	855091-4	106 ,108 ,1517 ,1654 ,1665 ,1669 ,1671
AE	V94548	865056-4	1335 ,1690
AE	V94553	853816-4	259 ,297 ,659 ,698 ,1128 ,1130 ,1238 ,1413 ,1418
AE	V94555	863528-4	199 ,200 ,721 ,1074 ,1255 ,1476
AE	V94558	851051-6	948 to 951
AE	V94562	853845-4	1238
AE	V94563	861083-6	894
AE	V94564	863112-6	393 ,753 ,754 ,755 ,757 ,758 ,759 ,760 ,761 ,762 ,763 ,764 ,765 ,766 ,767 ,768 ,769 ,770 ,771 ,772 ,773 ,774 ,775 ,776 ,777 ,778 ,780 ,1008 ,1009 ,1010 ,1338 ,1339 ,1390 ,1440 ,1718
AE	V94573	853808-4	1234
AE	V94574	863803-4	1234
AE	V94575	851572-6	355 ,667
AE	V94576	852023-4	424 ,706
AE	V94577	861052-6	949
AE	V94579	853914-6	1279
AE	V94580	855057-4	1314 ,1315 ,1629 ,1630 ,1631 ,1632 ,1633 ,1641
AE	V94581	869704-4	1432 to 1433
AE	V94582	862044-4	22 ,24 ,432 ,433 ,435 ,710 ,712
AE	V94583	853118-6	393 ,753 ,754 ,755 ,757 ,758 ,759 ,760 ,761 ,762 ,763 ,764 ,765 ,766 ,767 ,768 ,769 ,770 ,771 ,772 ,773 ,774 ,775 ,777 ,778 ,780 ,1008 ,1009 ,1010 ,1338 ,1339 ,1390 ,1440 ,1718
AE	V94584	860228-4	107 ,108 ,120 ,121 ,138 ,140 ,519 ,520 ,553 ,1326 ,1327 ,1332 ,1374 ,1377 ,1638 ,1661 ,1664 ,1666 ,1667 ,1668 ,1679 ,1680 ,1681 ,1682 ,1683 ,1695 ,1697 ,1699 ,1700
AE	V94589	853531-4	21 ,22 ,24 ,258 ,430 ,431 ,432 ,435 ,592 ,709 ,711 ,1075 ,1264 ,1477
AE	V94592	852029-4	303 ,444 ,640 ,1003 ,1136
AE	V94593	862030-4	303 ,444 ,640 ,1003 ,1136
AE	V94594	850732-4 850743-6	203 ,204 ,207 ,216 ,722
AE	V94595	860744-6	203 ,204 ,207 ,216
AE	V94599	853701-4	292 ,293 ,307 ,380 ,623 ,1125
AE	V94601	851135-4	287 ,383 ,507 ,538 ,793 ,1120 ,1412
AE	V94606	853863-4	1028 ,1076 ,1233 ,1234 ,1235 ,1477
AE	V94607	863864-4	1028 ,1076 ,1233 ,1234 ,1235 ,1477
AE	V94608	853867-4	322 ,732 ,735 ,880 ,1026 ,1225 ,1226 ,1412
AE	V94609	863868-4	322 ,732 ,735 ,880 ,1026 ,1225 ,1412
AE	V94638	851311-6	344 ,345 ,572 ,1013 ,1390 ,1391
AE	V94639	861316-6	344 ,345 ,572 ,1390 ,1391
AE	V94642	850263-6	128 ,142 ,518 ,1328 ,1661 ,1662 ,1667 ,1669 ,1686





# Cross Reference

Cross- Manu.	Reference-No.	SM-No.	On Page
AE	V94642	850263-6	128 ,142 ,518 ,1328 ,1661 ,1662 ,1667 ,1669 ,1686
AE	V94646	850273-3	96 ,1315 ,1365 ,1366 ,1633 ,1636 ,1638 ,1639
AE	V94647	855061-4	96 ,1313 ,1316 ,1365 ,1366 ,1382 ,1628 ,1638 ,1695 ,1705
AE	V94649	850241-4	101 ,102 ,103 ,110 ,659 ,994 ,1318 ,1321 ,1322 ,1323 ,1324 ,1328 ,1367 ,1368 ,1370 ,1371 ,1372 ,1374 ,1645 ,1646 ,1647 ,1648 ,1651 ,1652 ,1654 ,1655 ,1669 ,1670 ,1671 ,1698 ,1706
AE	V94650	860244-4	101 ,102 ,103 ,110 ,539 ,659 ,795 ,994 ,1318 ,1321 ,1322 ,1323 ,1328 ,1367 ,1368 ,1370 ,1371 ,1372 ,1374 ,1645 ,1647 ,1648 ,1651 ,1652 ,1654 ,1669 ,1670 ,1671 ,1698 ,1706
AE	V94653	850237-6	99 ,1367 ,1643
AE	V94654	860240-6	99 ,1367 ,1643
AE	V94665	851011-4	149 ,259 ,560 ,891 ,892 ,893
AE	V94667	863878-4	323 ,1073 ,1227 ,1228 ,1229 ,1230 ,1475
AE	V94691	850245-4	122 ,130 ,131 ,132 ,142 ,143 ,1154 ,1155 ,1331 ,1377 ,1680 ,1687
AE	V94692	860246-4	109 ,122 ,123 ,124 ,125 ,130 ,132 ,137 ,142 ,143 ,1331 ,1332 ,1333 ,1376 ,1377 ,1378 ,1678 ,1680 ,1682 ,1683 ,1684 ,1698 ,1699 ,1707
AE	V94695	852113-4	520 ,521 ,534 ,539 ,552 ,1659
AE	V94697	850277-4	109 ,110 ,111 ,994 ,1323 ,1324 ,1325 ,1372 ,1373 ,1654 ,1655 ,1670
AE	V94705	853871-4	321 ,1025 ,1222
AE	V94706	863872-4	321 ,1025 ,1222
AE	V94709	855013-6	881 ,1327 ,1661 ,1678
AE	V94715	855065-4	1314 ,1315 ,1629 ,1630 ,1631
AE	V94717	861563-6	7 ,357 ,358 ,359 ,360 ,366 ,367 ,368 ,369 ,391 ,392 ,729
AE	V94724	862063-6	645
AE	V94726	864428-6	1160
AE	V94750	851021-4	887
AE	V94754	851568-6	357 ,359 ,360 ,366 ,368 ,369 ,391 ,729
AE	V94756	861563-6	7 ,357 ,358 ,359 ,360 ,366 ,367 ,368 ,369 ,391 ,392 ,729
AE	V94758	861567-6	361 ,362 ,647 ,668 ,729 ,1006
AE	V94772	850213-4	96 ,1513 ,1639 ,1640
AE	V94774	860737-6	208
AE	V94776	850736-6	208
AE	V94778	851576-6	355 ,366 ,390
AE	V94800	863135-6	687 ,767 ,768 ,769 ,770 ,772 ,773 ,776 ,777 ,1009 ,1010 ,1440 ,1718
AE	V94801	853134-6	687 ,765 ,767 ,768 ,769 ,770 ,772 ,773 ,776 ,777 ,1009 ,1010 ,1440 ,1718
AE	V94803	851015-3	879 ,1386
AE	V94950	852816-8	698
AE	V94952	852807-4	696
AE	V94957	850790-4	32 ,205 ,206 ,210 ,211
AE	V94960	851107-4	288 ,428 ,509 ,510 ,544 ,794 ,987 ,1122 ,1412 ,1512
AE	V94961	861108-4	288 ,428 ,509 ,510 ,544 ,987 ,1122 ,1412
AE	V94962	853583-4	26 ,252 ,442 ,593 ,1079 ,1265 ,1407 ,1480 ,1481
AE	V94964	853585-4	26 ,252 ,442 ,593 ,1079 ,1265 ,1407 ,1480 ,1481
AE	V94967	851313-6	344 ,345 ,572 ,1390 ,1391
AE	V94968	861314-6	344 ,345 ,572 ,1390 ,1391
AE	V95001	853809-4	1029 ,1077 ,1078 ,1079 ,1236 ,1237 ,1238 ,1478 ,1479 ,1480
AE	V95002	863810-4	1029 ,1077 ,1078 ,1079 ,1236 ,1237 ,1238 ,1478 ,1479 ,1480
AE	V95003	851058-4	156 ,387 ,932 ,934 ,935 ,936 ,937 ,938 ,939 ,940 ,1338
AE	V95005	853136-6	751 ,776 ,777 ,1011
AE	V95006	863137-6	751 ,776 ,777 ,1011
AE	V95009	853859-6	1241 ,1248 ,1273
AE	V95011	851094-4	886
AE	V95013	852189-4	511 ,513 ,514 ,534 ,538 ,545 ,795 ,1513
AE	V95014	862190-4	511 ,512 ,513 ,514 ,534 ,538 ,544 ,545 ,794 ,795 ,1513
AE	V95015	852011-4	20 ,240 ,258 ,425 ,505 ,507 ,519 ,553 ,706 ,784 ,787 ,1064 ,1119 ,1407 ,1411 ,1422 ,1466
AE	V95016	862012-4	240 ,425 ,505 ,706 ,787 ,1064 ,1407 ,1411 ,1422 ,1466
AE	V95017	852401-4	612 ,613 ,684
AE	V95018	862402-4	375 ,612 ,613 ,684
AE	V95019	858705-4	993



# Cross Reference



Cross- Manu.	Reference-No.	SM-No.	On Page
AE	V95019	858705-4	993
AE	V95020	868706-4	993
AE	V95021	858703-4	375 ,613 ,679 ,684
AE	V95022	868704-4	613 ,614 ,679
AE	V95023	851578-6	360 ,369 ,1528 ,1543
AE	V95029	853138-6	748 ,749 ,750 ,1006 ,1691 ,1718
AE	V95030	863139-6	748 ,749 ,750 ,1006 ,1691 ,1718
AE	V95032	863141-6	387 ,750 ,751 ,756 ,1006 ,1439 ,1691 ,1718
AE	V95034	853140-6	387 ,750 ,751 ,752 ,756 ,1006 ,1439 ,1691 ,1718
AE	V95035	851109-4	291 ,292 ,383 ,987 ,1124 ,1125
AE	V95036	861110-4	291 ,987 ,1125
AE	V95037	851113-4	291 ,292 ,383 ,987 ,1124 ,1125
AE	V95038	861138-4	199 ,215 ,291 ,292 ,383 ,384 ,987 ,1124 ,1125
AE	V95040	850741-4	31 ,202 ,206 ,988
AE	V95041	860742-4	31 ,202 ,206 ,988
AE	V95045	850747-6	201 ,207
AE	V95046	860748-6	201 ,215
AE	V95047	850700-4	206
AE	V95049	855150-5	521 ,1515 ,1516 ,1518 ,1519 ,1520 ,1521
AE	V95059	850722-4	205
AE	V95068	862032-4	7 ,10 ,311 ,336 ,341 ,387 ,530 ,572 ,643 ,645 ,664 ,1390 ,1422 ,1486 ,1690 ,1691
AE	V95071	851017-6	886
AE	V95075	851215-4	882 ,974
AE	V95076	861216-4	882 ,974
AE	V95077	852407-4	376 ,529 ,535 ,616 ,652 ,681 ,995
AE	V95078	862408-4	376 ,529 ,535 ,616 ,652 ,681 ,995
AE	V95085	850249-6	128 ,132 ,1154 ,1379 ,1686 ,1689 ,1700
AE	V95086	860250-6	128 ,132 ,1154 ,1379 ,1686 ,1689 ,1700
AE	V95087	850239-4	111 ,1651
AE	V95088	860242-4	111 ,1647 ,1651
AE	V95089	855165-2	1528 ,1529 ,1544
AE	V95098	850247-4	109 ,112 ,122 ,123 ,124 ,130 ,131 ,137 ,140 ,141 ,690 ,1154 ,1324 ,1331 ,1333 ,1372 ,1376 ,1377 ,1378 ,1382 ,1655 ,1678 ,1680 ,1683 ,1687 ,1698 ,1699 ,1700 ,1707
AE	V95099	850205-4	103 ,112 ,113 ,114 ,118 ,127 ,138 ,1319 ,1324 ,1329 ,1330 ,1368 ,1373 ,1374 ,1375 ,1376 ,1646 ,1655 ,1662 ,1663 ,1671 ,1672 ,1673 ,1683 ,1685
AE	V95102	851578-6	360 ,369 ,1528 ,1543
AE	V95112	853921-6	1289 ,1290 ,1291 ,1441
AE	V95113	863922-6	1289 ,1290 ,1441
AE	V95114	860206-4	103 ,112 ,113 ,114 ,127 ,1319 ,1324 ,1329 ,1330 ,1368 ,1373 ,1374 ,1375 ,1376 ,1646 ,1662 ,1663 ,1671 ,1672 ,1673 ,1683 ,1685
AE	V95123	851075-6	351 ,560 ,970 ,1342 ,1711
AE	V95124	861076-6	970
AE	V95125	850279-4	103 ,104 ,112 ,1319 ,1322 ,1323 ,1324 ,1368 ,1370 ,1371 ,1646 ,1649 ,1652
AE	V95126	860280-4	103 ,112 ,1153 ,1319 ,1322 ,1323 ,1324 ,1368 ,1370 ,1371 ,1646 ,1649 ,1652 ,1685
AE	V95127	850251-6	128 ,132 ,1154 ,1379 ,1686 ,1689 ,1700
AE	V95128	860252-6	128 ,132 ,1154 ,1379 ,1686 ,1689 ,1700
AE	V95137	853777-4	288 ,383 ,428 ,506 ,507 ,510 ,527 ,538 ,544 ,1067 ,1120 ,1121 ,1469 ,1512
AE	V95138	863778-4	288 ,383 ,428 ,506 ,507 ,510 ,527 ,538 ,544 ,1067 ,1120 ,1121 ,1469 ,1512
AE	V95156	852135-6	506 ,544 ,552
AE	V95159	853775-6	289 ,383 ,1066 ,1122 ,1469
AE	V95160	855159-2	1243 ,1250 ,1536 ,1537 ,1546
AE	V95161	865160-2	1243 ,1250 ,1536 ,1546
AE	V95163	863776-6	289 ,383 ,1066 ,1122 ,1469
AE	V95165	865164-6	360 ,361 ,369 ,370 ,1249 ,1528 ,1544
AE	V95167	865162-2	1537 ,1546 ,1547
AE	V95170	853869-2	1242 ,1249 ,1533 ,1545
AE	V95171	863870-2	1242 ,1249 ,1533 ,1544 ,1545
AE	V95179	862136-6	506 ,544 ,552
AE	V95181	863778-4	288 ,383 ,428 ,506 ,507 ,510 ,527 ,538 ,544 ,1067 ,1120 ,1121 ,1469 ,1512



# Cross Reference

Cross- Manu.	Reference-No.	SM-No.	On Page
AE	V95181	863778-4	288 ,383 ,428 ,506 ,507 ,510 ,527 ,538 ,544 ,1067 ,1120 ,1121 ,1469 ,1512
AE	V95182	852011-4	20 ,240 ,258 ,425 ,505 ,507 ,519 ,553 ,706 ,784 ,787 ,1064 ,1119 ,1407 ,1411 ,1422 ,1466
AE	V95183	862096-4	20 ,240 ,258 ,425 ,706 ,1064 ,1119 ,1466
AE	V95193	865022-4	94 ,95 ,123 ,137 ,1312 ,1313 ,1363 ,1364 ,1627 ,1628 ,1678 ,1705
AE	V95194	851211-4	560 ,659 ,885 ,978
AE	V95195	861212-4	560 ,659 ,885 ,978
AE	V95198	852417-4	614 ,679 ,684
AE	V95199	862418-4	375 ,614 ,679 ,684
AE	V95205	852093-2	35 ,337 ,648
AE	V95206	862094-2	35 ,337 ,648
AE	V95208	863854-2	1251
AE	V95237	855004-4	94 ,95 ,1312 ,1313 ,1316 ,1363 ,1364 ,1365 ,1366 ,1627 ,1628 ,1636
AE	V95239	853879-4	321 ,879 ,1025 ,1223 ,1387
AE	V95240	863880-4	321 ,322 ,623 ,697 ,879 ,1025 ,1027 ,1028 ,1076 ,1222 ,1223 ,1224 ,1226 ,1233 ,1387 ,1477
AE	V95251	863874-4	430 ,880 ,1028 ,1073 ,1232 ,1475
AE	V95255	862130-4	522 ,546 ,554
AE	V95256	852129-4	522 ,546 ,554
AE	V98003	853583-4	26 ,252 ,442 ,593 ,1079 ,1265 ,1407 ,1480 ,1481
AE	V98005	853531-4	21 ,22 ,24 ,258 ,430 ,431 ,432 ,435 ,592 ,709 ,711 ,1075 ,1264 ,1477
AE	V98007	850275-4	109 ,110 ,111 ,659 ,994 ,1323 ,1324 ,1325 ,1372 ,1373 ,1654 ,1655 ,1670
AE	V98008	850281-4	99 ,137 ,1367 ,1643
AE	V98009	860282-4	99 ,137 ,1367 ,1643
AE	V98010	850225-6	126 ,127 ,141 ,1153 ,1685 ,1705
AE	V98012	851401-4	243 ,330
AE	V98014	851405-4	243 ,330
AE	V98018	852029-4	303 ,444 ,640 ,1003 ,1136
AE	V98019	862030-4	303 ,444 ,640 ,1003 ,1136
AE	V98055	853128-6	687 ,767 ,768 ,769 ,770 ,772 ,773 ,776 ,777 ,1009 ,1010 ,1440 ,1718
AE	V98066	851213-4	887 ,893 ,894 ,978
AE	V98067	861214-4	887 ,893 ,894 ,978
AE	V98068	851217-4	882 ,974
AE	V98071	851073-3	560 ,884 ,995 ,1387
AE	V98085	851073-3	560 ,884 ,995 ,1387
AE	V98089	855143-2	1250 ,1535 ,1536 ,1546
AE	V98091	855169-2	1528 ,1544
AE	V98092	865170-2	1528 ,1544
AE	V98093	855167-5	1516 ,1517 ,1542
AE	V98094	865168-5	1516 ,1517 ,1542
AE	V98095	855154-6	1526 ,1527 ,1542 ,1543
AE	V98096	865157-6	1526 to 1527
AE	VAG379	881093-6	904 ,908 ,910 ,911 ,912 ,913 ,914 ,915 ,916 ,917 ,918 ,919 ,920 ,921 ,922
AE	VAG380	881089-6	904 ,908 ,909 ,910 ,911 ,912 ,913 ,914 ,915 ,916 ,917 ,918 ,920 ,921 ,922
AE	VAG92016	881060-6	949 to 951
AE	VAG92017	881061-6	949 to 951
AE	VAG92044V1	882102-4	20 ,240 ,258 ,425 ,505 ,507 ,519 ,538 ,553 ,706 ,784 ,787 ,1064 ,1119 ,1407 ,1411 ,1422 ,1466
AE	VAG92061B	880222-4	4 ,424 ,430 ,434 ,437 ,438 ,439 ,441 ,442 ,443 ,711 ,716 ,1265 ,1334 ,1714
AE	VAG92087	881062-6	941 to 942
AE	VAG92089	881090-6 881107-6	943 ,945 ,946 ,947 ,951 ,952 ,953 ,954 ,957 ,963 ,1007 ,1009 ,1011 ,1338
AE	VAG92090	881072-6	387 ,908 ,909 ,910 ,911 ,912 ,913 ,914 ,915 ,916 ,917 ,918 ,919 ,920 ,921 ,922
AE	VAG92105B	880223-4	95 ,96 ,97 ,98 ,104 ,105 ,107 ,113 ,115 ,116 ,117 ,118 ,119 ,120 ,125 ,126 ,138 ,139 ,597 ,681 ,796 ,797 ,1028 ,1418 ,1629 ,1633 ,1635 ,1653 ,1656 ,1657 ,1658 ,1659 ,1660 ,1676 ,1677 ,1706
AE	VAG92108	881065-4	891 ,901 ,902 ,1334
AE	VAG92109	881064-4	891 ,901 ,902 ,1334
AE	VAG92155	881571-6	7 ,355 ,356 ,357 ,358 ,359 ,360 ,366 ,367 ,368 ,369 ,390 ,391 ,392 ,667 ,729
AE	VAG92166	883924-6	1008 ,1279 ,1280 ,1281 ,1282 ,1283 ,1284 ,1285 ,1286 ,1287 ,1288 ,1289

# Cross Reference



Cross- Manu.	Reference-No.	SM-No.	On Page
AE	VAG92166	883924-6	1008 ,1279 ,1280 ,1281 ,1282 ,1283 ,1284 ,1285 ,1286 ,1287 ,1288 ,1289
AE	VAG92167	883925-6	1008 ,1279 ,1280 ,1281 ,1282 ,1283 ,1284 ,1285 ,1286 ,1287 ,1288 ,1289
AE	VAG92297	881045-4	335 ,887 ,888 ,889 ,894 ,896 ,897 ,898 ,899 ,1397 ,1398
AE	VAG92298	881046-4	335 ,887 ,888 ,889 ,894 ,896 ,897 ,898 ,899 ,1397 ,1398
AE	VAG92342B	881071-6	883 ,894 ,905
AE	VAG92366	882047-4	4 ,424 ,430 ,434 ,437 ,438 ,439 ,441 ,442 ,443 ,711 ,716 ,1265 ,1334 ,1714
AE	VAG92378B	881067-4	895 ,896 ,904 ,905
AE	VAG92380B	881083-6	883 ,894 ,905
AE	VAG92382B	885090-4	107 ,1331 ,1663 ,1676
AE	VAG92411	881032-6	387 ,908 ,909 ,910 ,911 ,912 ,913 ,914 ,915 ,916 ,917 ,918 ,919 ,920 ,921 ,922 ,923 ,924 ,925 ,926 ,927 ,928 ,929 ,930 ,931 ,932
AE	VAG92412	881026-6	387 ,908 ,909 ,910 ,911 ,912 ,913 ,914 ,915 ,916 ,917 ,918 ,919 ,920 ,921 ,922 ,923 ,924 ,925 ,926 ,927 ,928 ,929 ,930 ,931 ,932
AE	VAG92498	883130-6	393 ,753 ,754 ,755 ,757 ,758 ,759 ,760 ,761 ,762 ,763 ,764 ,765 ,766 ,767 ,768 ,769 ,770 ,771 ,772 ,773 ,774 ,775 ,777 ,778 ,780 ,1008 ,1009 ,1010 ,1338 ,1339 ,1390 ,1440
AE	VAG96021	883555-4	152 ,153 ,1073 ,1076 ,1475 ,1477
AE	VAG96022	883560-4	152 ,242 ,243 ,244 ,246 ,249 ,250 ,332 ,333 ,589 ,590 ,592 ,593 ,626 ,1064 ,1066 ,1067 ,1068 ,1069 ,1070 ,1071 ,1077 ,1078 ,1079 ,1412 ,1467 ,1468 ,1469 ,1470 ,1471 ,1472 ,1473 ,1474 ,1479 ,1480
AE	VAG96025	882110-4	526 ,529 ,547
AE	VAG96028	883558-4	243 ,245 ,246 ,247 ,248 ,249 ,250 ,251 ,252 ,253 ,331 ,332 ,333 ,334 ,525 ,589 ,590 ,591 ,592 ,593 ,594 ,626 ,1068 ,1070 ,1075 ,1076 ,1077 ,1079 ,1080 ,1081 ,1407 ,1470 ,1471 ,1472 ,1476 ,1478 ,1480 ,1481 ,1482
AE	VAG96041	880227-4	96 ,99 ,100 ,101 ,102 ,103 ,107 ,108 ,111 ,120 ,121 ,138 ,140 ,514 ,515 ,519 ,553 ,1317 ,1318 ,1319 ,1320 ,1321 ,1327 ,1367 ,1368 ,1370 ,1374 ,1633 ,1643 ,1644 ,1645 ,1646 ,1647 ,1648 ,1651 ,1661 ,1667 ,1695 ,1696 ,1697
AE	VAG96042	880734-4	200 ,203 ,207 ,208
AE	VAG96043	880724-4	200 ,203 ,204 ,205 ,207 ,208 ,210 ,211 ,215 ,216 ,722 ,723 ,882 ,974
AE	VAG96095	881073-4	880 ,884 ,886 ,889 ,890 ,891 ,898
AE	VAG96096	881110-4	335 ,336 ,620 ,880 ,884 ,886 ,894 ,896 ,900 ,901 ,902 ,903 ,906 ,907 ,1399
AE	VAG96112	883581-4	243 ,244 ,251 ,329 ,330 ,332
AE	VAG96126	883860-6	726 ,1241 ,1248
AE	VAG96127	883861-6	726 ,1241 ,1248
AE	VAG96134	881069-6	157 ,948 ,958 ,959 ,960 ,961 ,962 ,966 ,967 ,968 ,969 ,1012 ,1339 ,1340 ,1341 ,1342
AE	VAG96138B	881108-4	883 ,894
AE	VAG96139B	881049-4	891 ,902 ,903 ,906
AE	VAG96144B	881036-4	891 ,902 ,903 ,906
AE	VAG96154	881050-4	895 ,896 ,904 ,905
AE	VAG96154B	881050-4	895 ,896 ,904 ,905
AE	VAG96157B	880226-4	101 ,102 ,108 ,118 ,119 ,120 ,128 ,142 ,515 ,516 ,518 ,548 ,881 ,1318 ,1322 ,1327 ,1367 ,1368 ,1370 ,1371 ,1645 ,1648 ,1651 ,1652 ,1661 ,1664 ,1665 ,1666 ,1670 ,1671 ,1678 ,1681 ,1696 ,1714
AE	VAG96162B	881109-4	883 ,894
AE	VAG96233B	881097-4	891 ,902 ,906
AE	VAG96241	881010-4	149 ,259 ,560 ,887 ,891 ,892 ,893 ,894 ,978
AE	VAG96359	882078-4	20 ,240 ,258 ,425 ,505 ,507 ,519 ,538 ,553 ,706 ,784 ,787 ,1064 ,1119 ,1407 ,1411 ,1422 ,1466
AE	VAG96371	881020-4	259 ,560 ,659 ,879 ,884 ,995 ,1386 ,1387
AE	VS6103	873929-6	1008 ,1279 ,1280 ,1281 ,1282 ,1283 ,1284 ,1285 ,1286 ,1287 ,1288 ,1289

AJUSA	10009100	900715-1	202 ,209
AJUSA	10009500	901004-1	901 to 902
AJUSA	10010000	901016-1	887
AJUSA	10012100	905005-1	95 ,509 ,1314 ,1315 ,1629 ,1630 ,1631 ,1632
AJUSA	10015920	903715-1	295 ,296 ,297 ,436 ,437 ,698 ,1128 ,1129 ,1130 ,1256 ,1413 ,1414 ,1418
AJUSA	10026220	903803-1	784 ,1228 ,1229 ,1230 ,1231 ,1232 ,1413
AJUSA	10030620	905004-1	97 ,98 ,322 ,1634 ,1641 ,1695
AJUSA	10037100	905002-1	106 ,107 ,113 ,115 ,116 ,117 ,118 ,119 ,120 ,139 ,518 ,553 ,597 ,1028 ,1325 ,1326 ,1330 ,1331 ,1656 ,1657 ,1658 ,1659 ,1660 ,1661 ,1663 ,1664 ,1665 ,1666 ,1673 ,1674 ,1675 ,1676 ,1677 ,1696 ,1697 ,1706
AJUSA	10045000	901005-1	627 ,907 ,908 ,909 ,910 ,911 ,913 ,922 ,923 ,925 ,926 ,927 ,929 ,930 ,932 ,1422 ,1433



# Cross Reference

Cross- Manu.	Reference-No.	SM-No.	On Page
AJUSA	10045000	901005-1	627 ,907 ,908 ,909 ,910 ,911 ,913 ,922 ,923 ,925 ,926 ,927 ,929 ,930 ,932 ,1422 ,1433
AJUSA	10054500	902006-1	447 ,448 ,449 ,454 ,640 ,643 ,644 ,645
AJUSA	10062800	901015-1	888 ,897
AJUSA	10072420	905003-1	97 ,98 ,322 ,1431 ,1634 ,1635 ,1636 ,1637 ,1638 ,1641 ,1695
AJUSA	10080100	901014-1	334 ,897 ,899 ,1396 ,1397 ,1398
AJUSA	10094920	905008-1	100 ,101 ,102 ,514 ,515 ,1317 ,1318 ,1319 ,1320 ,1321 ,1369 ,1644 ,1645 ,1646 ,1647 ,1650
AJUSA	10095120	903805-1	323 ,324 ,784 ,993 ,1073 ,1074 ,1227 ,1228 ,1229 ,1230 ,1231 ,1232 ,1413 ,1475 ,1514
AJUSA	10103020	905024-1	99 ,100 ,1317 ,1320 ,1369 ,1643 ,1644 ,1646 ,1649 ,1650 ,1651
AJUSA	10121220	905007-1	100 ,101 ,1320 ,1321 ,1367 ,1369 ,1370 ,1644 ,1645 ,1647 ,1648 ,1651 ,1652 ,1695 ,1696 ,1705
AJUSA	10133900	903902-1	1008 ,1279 ,1280 ,1281 ,1282 ,1283 ,1285 ,1286 ,1287 ,1289
AJUSA	10171100	901023-1	351 ,948 ,958 ,959 ,960 ,961 ,962 ,1339 ,1340 ,1341
AJUSA	10175000	905116-1	1250 ,1535 ,1536
AJUSA	10188200	901034-1	375 ,560 ,659 ,885 ,978
AJUSA	10232610	902005-1	447 ,448 ,454 ,643 ,644
AJUSA	51007400	905091-1	97 ,98 ,1634 ,1638 ,1639 ,1640 ,1641
AJUSA	55000400	905101-1	1529 ,1530 ,1532
AJUSA	55000500	905103-1	1533 to 1534
AJUSA	55004300	905102-1	1529 ,1531 ,1532 ,1533
AJUSA	55010100	905106-1	1525 to 1528
AJUSA	55010300	905105-1	1525 to 1527
AJUSA	55011200	903903-1	1280 ,1283 ,1284 ,1285 ,1287 ,1288
AJUSA	85002300	973715-8	299 ,302 ,304 ,341 ,440 ,715 ,1132 ,1135 ,1137 ,1238

AMC	613210	M-8	7 ,21 ,22 ,25 ,26 ,95 ,96 ,97 ,98 ,99 ,100 ,101 ,104 ,105 ,106 ,107 ,108 ,113 ,115 ,116 ,117 ,118 ,119 ,120 ,121 ,125 ,126 ,138 ,139 ,140 ,202 ,208 ,209 ,210 ,211 ,251 ,253 ,299 ,302 ,303 ,304 ,322 ,355 ,356 ,357 ,358 ,359 ,360 ,361 ,363 ,366 ,367 ,368 ,369 ,370 ,390 ,391 ,392 ,432 ,433 ,442 ,444 ,445 ,508 ,509 ,512 ,514 ,515 ,516 ,518 ,519 ,520 ,521 ,522 ,526 ,527 ,528 ,529 ,534 ,539 ,548 ,553 ,575 ,591 ,597 ,623 ,660 ,664 ,667 ,709 ,710 ,715 ,722 ,723 ,729 ,1028 ,1076 ,1132 ,1135 ,1136 ,1137 ,1156 ,1157 ,1242 ,1243 ,1249 ,1250 ,1257 ,1264 ,1314 ,1315 ,1316 ,1317 ,1319 ,1320 ,1325 ,1326 ,1330 ,1331 ,1332 ,1335 ,1369 ,1413 ,1418 ,1432 ,1477 ,1513 ,1517 ,1521 ,1522 ,1523 ,1524 ,1528 ,1529 ,1533 ,1536 ,1537 ,1542 ,1544 ,1545 ,1546 ,1629 ,1630 ,1631 ,1632 ,1633 ,1634 ,1635 ,1636 ,1637 ,1639 ,1640 ,1641 ,1642 ,1643 ,1644 ,1645 ,1646 ,1647 ,1649 ,1650 ,1653 ,1654 ,1656 ,1657 ,1658 ,1659 ,1660 ,1661 ,1663 ,1664 ,1665 ,1666 ,1667 ,1669 ,1671 ,1673 ,1674 ,1675 ,1676 ,1677 ,1679 ,1680 ,1681 ,1686 ,1688 ,1689 ,1690 ,1695 ,1696 ,1697 ,1699 ,1706
AMC	641796	L-6	293 ,298 ,302 ,303 ,307 ,308 ,380 ,442 ,443 ,623 ,715 ,716 ,879 ,887 ,889 ,890 ,891 ,893 ,894 ,898 ,978 ,1125 ,1126 ,1129 ,1135 ,1136 ,1137 ,1386
AMC	642733	L-12	942 ,943 ,944 ,945 ,946 ,947 ,948 ,951 ,952 ,953 ,954 ,955 ,956 ,957 ,962 ,963 ,964 ,965 ,1007 ,1009 ,1011 ,1012 ,1338 ,1339
AMC	646100	515012-1	101 ,102 ,515 ,516 ,1318 ,1321 ,1322 ,1368 ,1369 ,1370 ,1371 ,1645 ,1646 ,1647 ,1648 ,1651 ,1696
AMC	647008	513508-1	1073 ,1475
AMC	647010	513506-1	153 ,1073 ,1076 ,1475 ,1477
AMC	647012	515006-1	96 ,97 ,98 ,99 ,1649 ,1650
AMC	647170	513501-1	152 ,1066 ,1468
AMC	647171	513502-1	1068 ,1069 ,1471
AMC	647172	513503-1	242 ,589 ,1068 ,1470
AMC	647175	513507-1	152 ,329 ,1067 ,1069 ,1071 ,1469 ,1471
AMC	647291	515018-1	103 ,109 ,110 ,111 ,112 ,113 ,114 ,1319 ,1324 ,1325 ,1329 ,1371 ,1372 ,1373 ,1375 ,1376 ,1652 ,1654 ,1662 ,1670 ,1671 ,1672 ,1673
AMC	652871	513701-1	293 ,295 ,296 ,297 ,436 ,437 ,614 ,698 ,1126 ,1128 ,1129 ,1130 ,1131 ,1256 ,1413 ,1414 ,1418

# Cross Reference



Cross- Manu.	Reference-No.	SM-No.	On Page
AMC	652871	513701-1	293 ,295 ,296 ,297 ,436 ,437 ,614 ,698 ,1126 ,1128 ,1129 ,1130 ,1131 ,1256 ,1413 ,1414 ,1418
AMC	653846	M-7	22 ,23 ,24 ,26 ,27 ,96 ,99 ,100 ,101 ,102 ,103 ,107 ,108 ,110 ,111 ,120 ,121 ,138 ,140 ,199 ,200 ,202 ,203 ,207 ,208 ,211 ,250 ,290 ,293 ,295 ,298 ,302 ,303 ,304 ,335 ,432 ,433 ,435 ,441 ,442 ,444 ,514 ,515 ,516 ,518 ,519 ,520 ,524 ,525 ,526 ,527 ,528 ,529 ,547 ,548 ,553 ,592 ,655 ,659 ,698 ,710 ,712 ,715 ,748 ,749 ,750 ,881 ,886 ,894 ,896 ,900 ,902 ,994 ,1006 ,1080 ,1082 ,1083 ,1123 ,1126 ,1128 ,1129 ,1135 ,1136 ,1137 ,1159 ,1161 ,1236 ,1238 ,1266 ,1311 ,1314 ,1315 ,1317 ,1318 ,1319 ,1320 ,1321 ,1322 ,1323 ,1326 ,1327 ,1328 ,1332 ,1365 ,1367 ,1368 ,1369 ,1370 ,1371 ,1372 ,1374 ,1377 ,1399 ,1481 ,1483 ,1515 ,1516 ,1518 ,1519 ,1520 ,1521 ,1523 ,1524 ,1626 ,1630 ,1631 ,1633 ,1635 ,1637 ,1638 ,1643 ,1644 ,1645 ,1646 ,1647 ,1648 ,1649 ,1650 ,1651 ,1652 ,1654 ,1661 ,1664 ,1665 ,1666 ,1667 ,1668 ,1669 ,1670 ,1671 ,1678 ,1679 ,1680 ,1681 ,1682 ,1683 ,1691 ,1695 ,1696 ,1697 ,1698 ,1699 ,1700 ,1705 ,1706 ,1718
AMC	653852	515010-1	1513 ,1637 ,1639 ,1640
AMC	653853	515008-1	1639 to 1640
AMC	653863	515002-1	99 ,100 ,1317 ,1320 ,1369 ,1643 ,1644 ,1646 ,1649 ,1651
AMC	662861	515001-1	100 ,101 ,102 ,514 ,515 ,1317 ,1318 ,1319 ,1644 ,1645 ,1646 ,1647 ,1650
AMC	664734	R-8	26 ,149 ,156 ,304 ,335 ,387 ,444 ,445 ,446 ,447 ,448 ,454 ,640 ,641 ,642 ,643 ,716 ,717 ,883 ,887 ,888 ,889 ,894 ,895 ,896 ,897 ,898 ,899 ,904 ,905 ,932 ,933 ,934 ,935 ,936 ,937 ,938 ,939 ,940 ,941 ,1003 ,1082 ,1137 ,1138 ,1239 ,1240 ,1247 ,1250 ,1270 ,1334 ,1338 ,1397 ,1398 ,1482 ,1483 ,1524 ,1525 ,1526 ,1527 ,1528 ,1535 ,1536 ,1542 ,1543 ,1544 ,1546
AMC	668881	515021-1	1668 ,1670
AMC	669812	513703-1	298 ,440 ,714 ,1131 ,1134
AMC	669846	M-5,5	
AMC	908007	485001-1	1639
AMC	908018	485005-1	97 ,98 ,1634 ,1635
AMC	908032	485007-1	99 ,1317 ,1643
AMC	908033	485004-1	1637 ,1641 ,1695
AMC	908034	485013-1	1649
AMC	908039	485009-1	1649
AMC	908048	483802-1	1228 ,1230 ,1231
AMC	908052	485008-1	100 ,1317 ,1644
AMC	908055	485011-1	99 ,1317 ,1643
AMC	908057	485019-1	1649 to 1650
AMC	908058	485012-1	1649
AMC	908059	485010-1	1649
AMC	908060	483702-1	296 ,1129
AMC	908061	483701-1	294 ,1126 ,1256
AMC	908063	483706-1	297 ,436 ,1131
AMC	908067	483709-1	296 ,436 ,1129 ,1413
AMC	908069	483707-1	295 ,1130
AMC	908074	483710-1	297 ,436 ,1129
AMC	908098	483803-1	1073 ,1227 ,1228 ,1229 ,1232 ,1475
AMC	908098K	483803-1	1073 ,1227 ,1228 ,1229 ,1232 ,1475
AMC	908308	485002-1	97 ,98 ,1634 ,1637 ,1640 ,1641
AMC	908521	483801-1	322 ,1026 ,1225 ,1412
AMC	908537	483715-1	294 ,295 ,434 ,1127
AMC	908537K	483715-1	294 ,295 ,434 ,1127
AMC	908572	481011-1	892
AMC	908573	481010-1	892
AMC	908574	481012-1	893
AMC	908574K	481012-1	893
AMC	908577	481009-1	892
AMC	908592	483713-1	298 ,301 ,441 ,714 ,732 ,1131 ,1133 ,1134 ,1415
AMC	908709	485020-1	101 ,102 ,103 ,110 ,111 ,515 ,516 ,1318 ,1321 ,1322 ,1323 ,1328 ,1368 ,1369 ,1370 ,1371 ,1372 ,1374 ,1645 ,1646 ,1647 ,1648 ,1651 ,1654 ,1669 ,1670 ,1671 ,1696
AMC	908711	485022-1	109 ,110 ,258 ,375 ,659 ,994 ,1323 ,1324 ,1325 ,1372 ,1373 ,1654 ,1655 ,1670
AMC	908712	485021-1	1668 ,1670
AMC	908718	485022-1	109 ,110 ,258 ,375 ,659 ,994 ,1323 ,1324 ,1325 ,1372 ,1373 ,1654 ,1655 ,1670
AMC	908723	481007-1	885 ,978
AMC	908724	481008-1	885 ,978



# Cross Reference

Cross- Manu.	Reference-No.	SM-No.	On Page
CLEVITE	211-4315	850913-6	219
CLEVITE	211-4316	860920-6	219
CLEVITE	217-4124	880304-6	311 ,530 ,1691
CLEVITE	218-3797	870801-6	311 ,530 ,1691
CLEVITE	218-8605	870801-6	311 ,530 ,1691
CLEVITE	218-8607	870802-6	311 ,530 ,1691
ELRING	002.280	901023-1	351 ,948 ,958 ,959 ,960 ,961 ,962 ,1339 ,1340 ,1341
ELRING	002.281	901023-1	351 ,948 ,958 ,959 ,960 ,961 ,962 ,1339 ,1340 ,1341
ELRING	052.480	901007-1	966 ,967 ,968 ,969 ,1012 ,1341 ,1342
ELRING	066.722	901009-1	966 ,967 ,968 ,969 ,1012 ,1341 ,1342
ELRING	086.887	905091-1	97 ,98 ,1634 ,1638 ,1639 ,1640 ,1641
ELRING	087.289	905101-1	1529 ,1530 ,1532
ELRING	087.335	905103-1	1533 to 1534
ELRING	089.184	901006-1	387 ,911 ,912 ,913 ,914 ,915 ,916 ,917 ,918 ,919 ,920 ,921 ,922 ,924 ,925 ,928 ,929 ,930 ,931 ,1422
ELRING	104.380	911005-8	26 ,156 ,259 ,376 ,387 ,660 ,932 ,933 ,934 ,935 ,936 ,937 ,938 ,939 ,940 ,941 ,1082 ,1250 ,1338 ,1482 ,1522 ,1523 ,1524 ,1526 ,1527 ,1528 ,1529 ,1535 ,1536 ,1542 ,1543 ,1544 ,1545 ,1546
ELRING	108.197	905105-1	1525 to 1527
ELRING	115.151	905116-1	1250 ,1535 ,1536
ELRING	125.770	913901-6	10 ,343 ,726 ,1279 ,1281 ,1289 ,1290 ,1291 ,1441 ,1486 ,1537 ,1546
ELRING	125.771	913901-6	10 ,343 ,726 ,1279 ,1281 ,1289 ,1290 ,1291 ,1441 ,1486 ,1537 ,1546
ELRING	165.560	913582-8	243 ,244 ,245 ,329 ,330 ,331 ,590
ELRING	173.968	901012-1	949 to 950
ELRING	219.860	903805-1	323 ,324 ,784 ,993 ,1073 ,1074 ,1227 ,1228 ,1229 ,1230 ,1231 ,1232 ,1413 ,1475 ,1514
ELRING	219.861	903805-1	323 ,324 ,784 ,993 ,1073 ,1074 ,1227 ,1228 ,1229 ,1230 ,1231 ,1232 ,1413 ,1475 ,1514
ELRING	277.339	911001-8	620 ,889 ,891 ,901 ,902 ,1087 ,1088 ,1152 ,1334
ELRING	285.040	905004-1	97 ,98 ,322 ,1634 ,1641 ,1695
ELRING	285.049	905004-1	97 ,98 ,322 ,1634 ,1641 ,1695
ELRING	331.092	903902-1	1008 ,1279 ,1280 ,1281 ,1282 ,1283 ,1285 ,1286 ,1287 ,1289
ELRING	369.890	915101-8	521 ,522 ,539 ,545 ,546 ,1515 ,1516 ,1518 ,1519 ,1520 ,1521
ELRING	403.730	915097-8	32 ,94 ,96 ,99 ,103 ,104 ,106 ,108 ,109 ,110 ,111 ,112 ,113 ,114 ,121 ,122 ,123 ,124 ,125 ,126 ,127 ,128 ,129 ,130 ,131 ,132 ,137 ,138 ,139 ,140 ,141 ,142 ,143 ,146 ,199 ,200 ,203 ,204 ,205 ,207 ,208 ,209 ,210 ,211 ,212 ,215 ,216 ,241 ,243 ,245 ,246 ,247 ,248 ,249 ,250 ,251 ,252 ,253 ,258 ,259 ,291 ,292 ,293 ,301 ,302 ,303 ,307 ,308 ,314 ,322 ,330 ,331 ,332 ,333 ,334 ,375 ,376 ,380 ,430 ,431 ,443 ,446 ,518 ,521 ,560 ,569 ,575 ,589 ,590 ,591 ,592 ,593 ,594 ,597 ,623 ,626 ,659 ,660 ,661 ,690 ,714 ,716 ,717 ,721 ,722 ,723 ,732 ,735 ,879 ,880 ,881 ,882 ,883 ,884 ,885 ,886 ,887 ,889 ,890 ,891 ,892 ,898 ,903 ,904 ,932 ,936 ,974 ,975 ,978 ,993 ,994 ,995 ,1026 ,1027 ,1028 ,1030 ,1068 ,1069 ,1070 ,1072 ,1073 ,1074 ,1075 ,1077 ,1079 ,1080 ,1081 ,1121 ,1125 ,1126 ,1133 ,1134 ,1135 ,1136 ,1152 ,1153 ,1154 ,1155 ,1156 ,1158 ,1159 ,1160 ,1161 ,1225 ,1226 ,1232 ,1235 ,1238 ,1239 ,1255 ,1264 ,1265 ,1311 ,1315 ,1316 ,1319 ,1322 ,1323 ,1324 ,1325 ,1327 ,1328 ,1329 ,1330 ,1331 ,1332 ,1333 ,1334 ,1363 ,1365 ,1366 ,1367 ,1368 ,1370 ,1371 ,1372 ,1373 ,1374 ,1375 ,1376 ,1377 ,1378 ,1379 ,1382 ,1386 ,1387 ,1396 ,1407 ,1412 ,1418 ,1470 ,1471 ,1472 ,1473 ,1474 ,1475 ,1476 ,1477 ,1478 ,1479 ,1480 ,1481 ,1482 ,1517 ,1521 ,1626 ,1633 ,1636 ,1638 ,1639 ,1642 ,1643 ,1646 ,1649 ,1652 ,1653 ,1654 ,1655 ,1658 ,1661 ,1662 ,1663 ,1667 ,1668 ,1669 ,1670 ,1671 ,1672 ,1673 ,1678 ,1679 ,1680 ,1682 ,1683 ,1684 ,1685 ,1686 ,1687 ,1689 ,1695 ,1696 ,1697 ,1698 ,1699 ,1700 ,1705 ,1707 ,1708
ELRING	412.912	905008-1	100 ,101 ,102 ,514 ,515 ,1317 ,1318 ,1319 ,1320 ,1321 ,1369 ,1644 ,1645 ,1646 ,1647 ,1650
ELRING	451.690	903101-1	753 ,754 ,757 ,758 ,759 ,760 ,761 ,762 ,763 ,764 ,765 ,766 ,767 ,768 ,769 ,770 ,771 ,772 ,773 ,774 ,775 ,776 ,777 ,778 ,779 ,780 ,1008 ,1009 ,1010 ,1011 ,1440 ,1441
ELRING	475.920	905009-1	108 ,112 ,113 ,1324 ,1325 ,1329 ,1372 ,1373 ,1655 ,1662 ,1667
ELRING	553.190	912801-8	94 ,95 ,96 ,97 ,98 ,99 ,100 ,104 ,105 ,106 ,107 ,108 ,113 ,115 ,116 ,117 ,118 ,119 ,120 ,121 ,125 ,126 ,138 ,139 ,140 ,202 ,209 ,210 ,211 ,322 ,425 ,428 ,429 ,430 ,431 ,433 ,434 ,438 ,439 ,441 ,443 ,512 ,514 ,518 ,519 ,521 ,552 ,553 ,554 ,591 ,597 ,696 ,697 ,708 ,709 ,712 ,1028 ,1076 ,1264 ,1314 ,1315 ,1316 ,1317 ,1319 ,1320 ,1323 ,1325 ,1326 ,1330 ,1331 ,1332 ,1334 ,1369 ,1413 ,1477 ,1513 ,1517 ,1626 ,1629 ,1630 ,1631 ,1632 ,1633 ,1634 ,1635 ,1636 ,1637 ,1638 ,1639 ,1640 ,1641 ,1642 ,1643 ,1644 ,1646 ,1647 ,1649 ,1650 ,1653 ,1654 ,1656 ,1657 ,1658 ,1659 ,1660 ,1661 ,1663 ,1664 ,1665 ,1666 ,1667 ,1668 ,1669 ,1671 ,1673 ,1674 ,1675 ,1676 ,1677 ,1678 ,1680 ,1684 ,1695 ,1696 ,1697 ,1706 ,1714 ,1715
ELRING	559.336	905005-1	95 ,509 ,1314 ,1315 ,1629 ,1630 ,1631 ,1632



# Cross Reference



Cross- Manu.	Reference-No.	SM-No.	On Page
ELRING	559.336	905005-1	95 ,509 ,1314 ,1315 ,1629 ,1630 ,1631 ,1632
ELRING	562.297	911010-8	752 ,756 ,757 ,771 ,772 ,773 ,777 ,778 ,779 ,781 ,942 ,943 ,944 ,945 ,946 ,947 ,948 ,951 ,952 ,953 ,954 ,955 ,956 ,957 ,962 ,963 ,964 ,965 ,1007 ,1009 ,1011 ,1012 ,1338 ,1339 ,1440 ,1441 ,1718
ELRING	562.298	911010-8	752 ,756 ,757 ,771 ,772 ,773 ,777 ,778 ,779 ,781 ,942 ,943 ,944 ,945 ,946 ,947 ,948 ,951 ,952 ,953 ,954 ,955 ,956 ,957 ,962 ,963 ,964 ,965 ,1007 ,1009 ,1011 ,1012 ,1338 ,1339 ,1440 ,1441 ,1718
ELRING	582.425	913502-8	106 ,153 ,253 ,528 ,529 ,554 ,723 ,901 ,1074 ,1077 ,1078 ,1081 ,1257 ,1475 ,1478 ,1479
ELRING	586.627	903903-1	1280 ,1283 ,1284 ,1285 ,1287 ,1288
ELRING	586.693	913501-8	152 ,240 ,241 ,242 ,243 ,244 ,245 ,246 ,247 ,249 ,250 ,251 ,252 ,254 ,329 ,330 ,332 ,333 ,431 ,589 ,590 ,592 ,593 ,626 ,627 ,698 ,1029 ,1064 ,1066 ,1067 ,1068 ,1069 ,1070 ,1071 ,1075 ,1078 ,1079 ,1080 ,1082 ,1411 ,1412 ,1467 ,1468 ,1469 ,1470 ,1471 ,1472 ,1473 ,1474 ,1479 ,1480 ,1481 ,1483
ELRING	701.289	915001-8	22 ,23 ,24 ,25 ,26 ,27 ,96 ,99 ,100 ,101 ,102 ,103 ,104 ,107 ,108 ,110 ,111 ,118 ,119 ,120 ,121 ,122 ,128 ,129 ,138 ,140 ,142 ,199 ,200 ,202 ,203 ,204 ,206 ,207 ,208 ,210 ,211 ,212 ,286 ,287 ,289 ,290 ,292 ,293 ,295 ,302 ,303 ,304 ,307 ,321 ,323 ,341 ,424 ,425 ,426 ,427 ,428 ,430 ,431 ,432 ,433 ,435 ,439 ,443 ,444 ,514 ,515 ,516 ,518 ,519 ,530 ,553 ,563 ,623 ,659 ,697 ,706 ,707 ,708 ,709 ,710 ,712 ,713 ,715 ,716 ,717 ,732 ,735 ,784 ,881 ,993 ,994 ,1025 ,1026 ,1027 ,1073 ,1119 ,1120 ,1121 ,1123 ,1124 ,1125 ,1126 ,1128 ,1130 ,1136 ,1137 ,1158 ,1159 ,1161 ,1224 ,1225 ,1227 ,1232 ,1233 ,1235 ,1236 ,1238 ,1239 ,1255 ,1266 ,1267 ,1311 ,1312 ,1313 ,1314 ,1315 ,1317 ,1318 ,1319 ,1320 ,1321 ,1322 ,1323 ,1325 ,1326 ,1327 ,1328 ,1331 ,1332 ,1333 ,1334 ,1363 ,1365 ,1367 ,1368 ,1369 ,1370 ,1371 ,1372 ,1374 ,1377 ,1378 ,1382 ,1413 ,1475 ,1514 ,1523 ,1524 ,1626 ,1627 ,1629 ,1630 ,1631 ,1632 ,1633 ,1635 ,1637 ,1638 ,1643 ,1644 ,1645 ,1646 ,1647 ,1648 ,1649 ,1650 ,1651 ,1652 ,1654 ,1660 ,1661 ,1663 ,1664 ,1665 ,1666 ,1667 ,1668 ,1669 ,1670 ,1671 ,1676 ,1677 ,1678 ,1679 ,1680 ,1681 ,1682 ,1683 ,1695 ,1696 ,1697 ,1698 ,1699 ,1700 ,1705 ,1706 ,1707 ,1708 ,1714
ELRING	703.703	905090-1	1629 to 1632
ELRING	724.590	915097-8	32 ,94 ,96 ,99 ,103 ,104 ,106 ,108 ,109 ,110 ,111 ,112 ,113 ,114 ,121 ,122 ,123 ,124 ,125 ,126 ,127 ,128 ,129 ,130 ,131 ,132 ,137 ,138 ,139 ,140 ,141 ,142 ,143 ,146 ,199 ,200 ,203 ,204 ,205 ,207 ,208 ,209 ,210 ,211 ,212 ,215 ,216 ,241 ,243 ,245 ,246 ,247 ,248 ,249 ,250 ,251 ,252 ,253 ,258 ,259 ,291 ,292 ,293 ,301 ,302 ,303 ,307 ,308 ,314 ,322 ,330 ,331 ,332 ,333 ,334 ,375 ,376 ,380 ,430 ,431 ,443 ,446 ,518 ,521 ,560 ,569 ,575 ,589 ,590 ,591 ,592 ,593 ,594 ,597 ,623 ,626 ,659 ,660 ,661 ,690 ,714 ,716 ,717 ,721 ,722 ,723 ,732 ,735 ,879 ,880 ,881 ,882 ,883 ,884 ,885 ,886 ,887 ,889 ,890 ,891 ,892 ,898 ,903 ,904 ,932 ,936 ,974 ,975 ,978 ,993 ,994 ,995 ,1026 ,1027 ,1028 ,1030 ,1068 ,1069 ,1070 ,1072 ,1073 ,1074 ,1075 ,1077 ,1079 ,1080 ,1081 ,1121 ,1125 ,1126 ,1133 ,1134 ,1135 ,1136 ,1152 ,1153 ,1154 ,1155 ,1156 ,1158 ,1159 ,1160 ,1161 ,1225 ,1226 ,1232 ,1235 ,1238 ,1239 ,1255 ,1264 ,1265 ,1311 ,1315 ,1316 ,1319 ,1322 ,1323 ,1324 ,1325 ,1327 ,1328 ,1329 ,1330 ,1331 ,1332 ,1333 ,1334 ,1363 ,1365 ,1366 ,1367 ,1368 ,1370 ,1371 ,1372 ,1373 ,1374 ,1375 ,1376 ,1377 ,1378 ,1379 ,1382 ,1386 ,1387 ,1396 ,1407 ,1412 ,1418 ,1470 ,1471 ,1472 ,1473 ,1474 ,1475 ,1476 ,1477 ,1478 ,1479 ,1480 ,1481 ,1482 ,1517 ,1521 ,1626 ,1633 ,1636 ,1638 ,1639 ,1642 ,1643 ,1646 ,1649 ,1652 ,1653 ,1654 ,1655 ,1658 ,1661 ,1662 ,1663 ,1667 ,1668 ,1669 ,1670 ,1671 ,1672 ,1673 ,1678 ,1679 ,1680 ,1682 ,1683 ,1684 ,1685 ,1686 ,1687 ,1689 ,1695 ,1696 ,1697 ,1698 ,1699 ,1700 ,1705 ,1707 ,1708
ELRING	732.640	901034-1	375 ,560 ,659 ,885 ,978
ELRING	744.940	901034-1	375 ,560 ,659 ,885 ,978
ELRING	748.080	901001-1	752 ,756 ,942 ,943 ,944 ,945 ,946 ,947 ,948 ,951 ,952 ,953 ,954 ,955 ,956 ,957 ,962 ,963 ,964 ,965 ,1007 ,1009 ,1011 ,1012 ,1338 ,1339
ELRING	750.530	905106-1	1525 to 1528
ELRING	755.206	905102-1	1529 ,1531 ,1532 ,1533
ELRING	755.621	905104-1	1533 to 1534
ELRING	762.811	901031-1	259 ,891 ,892 ,893 ,978
ELRING	762.821	901035-1	149 ,560 ,660 ,891 ,893
ELRING	763.013	901005-1	627 ,907 ,908 ,909 ,910 ,911 ,913 ,922 ,923 ,925 ,926 ,927 ,929 ,930 ,932 ,1422 ,1433
ELRING	763.969	911003-8 911004-8	260 ,376 ,377 ,661 ,883 ,894 ,895 ,896 ,899 ,904 ,905 ,1398
ELRING	774.847	900715-1	202 ,209
ELRING	775.578	903501-1	152 ,243 ,244 ,245 ,329 ,330 ,590 ,1069 ,1071 ,1471 ,1473 ,1474
ELRING	776.778	901004-1	901 to 902
ELRING	814.882	911002-8	105 ,106 ,120 ,128 ,132 ,156 ,157 ,334 ,335 ,351 ,387 ,560 ,652 ,664 ,687 ,750 ,751 ,752 ,756 ,757 ,758 ,760 ,767 ,768 ,770 ,772 ,773 ,775 ,776 ,777 ,781 ,887 ,888 ,889 ,891 ,894 ,896 ,897 ,898 ,899 ,903 ,906 ,948 ,958 ,959 ,960 ,961 ,962 ,966 ,967 ,968 ,969 ,996 ,1006 ,1009 ,1010 ,1011 ,1012 ,1155 ,1339 ,1340 ,1341 ,1342 ,1345 ,1396 ,1397 ,1398 ,1439 ,1440 ,1689 ,1691 ,1718
ELRING	828.807	905002-1	106 ,107 ,113 ,115 ,116 ,117 ,118 ,119 ,120 ,139 ,518 ,553 ,597 ,1028 ,1325 ,1326 ,1330 ,1331 ,1656 ,1657 ,1658 ,1659 ,1660 ,1661 ,1663 ,1664 ,1665 ,1666 ,1673 ,1674 ,1675 ,1676 ,1677 ,1696 ,1697 ,1706





# Cross Reference

Cross- Manu.	Reference-No.	SM-No.	On Page
ELRING	828.807	905002-1	106 ,107 ,113 ,115 ,116 ,117 ,118 ,119 ,120 ,139 ,518 ,553 ,597 ,1028 ,1325 ,1326 ,1330 ,1331 ,1656 ,1657 ,1658 ,1659 ,1660 ,1661 ,1663 ,1664 ,1665 ,1666 ,1673 ,1674 ,1675 ,1676 ,1677 ,1696 ,1697 ,1706
ELRING	832.890	901016-1	887
ELRING	832.962	901013-1	334 ,896 ,899 ,1396 ,1397 ,1398
ELRING	833.048	901015-1	888 ,897
ELRING	833.098	901014-1	334 ,897 ,899 ,1396 ,1397 ,1398
ELRING	834.327	903103-1	757 ,758 ,759 ,760 ,761 ,762 ,763 ,764 ,765 ,766 ,767 ,768 ,769 ,770 ,771 ,772 ,773 ,774 ,775 ,776 ,777 ,778 ,1440
ELRING	835.539	902005-1	447 ,448 ,454 ,643 ,644
ELRING	835.555	902006-1	447 ,448 ,449 ,454 ,640 ,643 ,644 ,645
ELRING	862.562	901007-1	966 ,967 ,968 ,969 ,1012 ,1341 ,1342
ELRING	891.363	905003-1	97 ,98 ,322 ,1431 ,1634 ,1635 ,1636 ,1637 ,1638 ,1641 ,1695
ELRING	891.364	905003-1	97 ,98 ,322 ,1431 ,1634 ,1635 ,1636 ,1637 ,1638 ,1641 ,1695
ELRING	893.472	903901-1	1280 ,1283 ,1284 ,1285 ,1287 ,1288 ,1289
ELRING	896.510	901002-1	752 ,756 ,757 ,781 ,942 ,943 ,944 ,945 ,946 ,947 ,948 ,951 ,952 ,953 ,954 ,955 ,956 ,957 ,962 ,963 ,964 ,965 ,1007 ,1009 ,1011 ,1012 ,1338 ,1339
ELRING	914.872	905024-1	99 ,100 ,1317 ,1320 ,1369 ,1643 ,1644 ,1646 ,1649 ,1650 ,1651
ELRING	914.873	905024-1	99 ,100 ,1317 ,1320 ,1369 ,1643 ,1644 ,1646 ,1649 ,1650 ,1651
ELRING	984.274	903803-1	784 ,1228 ,1229 ,1230 ,1231 ,1232 ,1413
ELRING	984.275	903803-1	784 ,1228 ,1229 ,1230 ,1231 ,1232 ,1413

FEBI	01308	971004-8	335 ,336 ,620 ,881 ,886 ,890 ,894 ,896 ,898 ,900 ,901 ,902 ,903 ,906 ,907 ,932 ,1398 ,1399 ,1689
FEBI	01362	971061-6	943 ,944 ,945 ,946 ,947 ,948 ,951 ,953 ,954 ,955 ,956 ,957 ,959 ,965
FEBI	01591	970702-8	199 ,200 ,203 ,204 ,721 ,1074 ,1476
FEBI	02179	973101-6	392 ,746 ,747 ,748 ,1006 ,1390 ,1439 ,1718
FEBI	02998	973501-8	152 ,153 ,242 ,243 ,244 ,246 ,249 ,250 ,329 ,331 ,332 ,333 ,589 ,590 ,592 ,593 ,626 ,713 ,1064 ,1066 ,1067 ,1068 ,1069 ,1070 ,1071 ,1073 ,1074 ,1076 ,1077 ,1078 ,1079 ,1080 ,1082 ,1412 ,1467 ,1468 ,1469 ,1470 ,1471 ,1472 ,1474 ,1475 ,1477 ,1478 ,1479 ,1480 ,1483
FEBI	03408	975140-6	1529 to 1535
FEBI	04333	973103-6	1008 to 1010
FEBI	06188	972101-8	526 ,529 ,547
FEBI	06620	973502-8	243 ,244 ,245 ,246 ,247 ,248 ,249 ,250 ,251 ,252 ,253 ,329 ,330 ,331 ,332 ,334 ,589 ,590 ,591 ,592 ,593 ,594 ,626 ,698 ,1068 ,1070 ,1071 ,1072 ,1073 ,1074 ,1075 ,1077 ,1079 ,1080 ,1081 ,1264 ,1265 ,1414 ,1470 ,1471 ,1472 ,1473 ,1474 ,1476 ,1477 ,1478 ,1479 ,1480 ,1481 ,1482
FEBI	06722	972103-8	427 ,511 ,512 ,517 ,521 ,523 ,525 ,552
FEBI	07060	975002-8	100 ,101 ,102 ,107 ,108 ,120 ,121 ,125 ,138 ,140 ,515 ,518 ,520 ,1311 ,1312 ,1314 ,1315 ,1317 ,1318 ,1319 ,1320 ,1321 ,1325 ,1326 ,1327 ,1331 ,1332 ,1333 ,1364 ,1365 ,1367 ,1369 ,1370 ,1374 ,1377 ,1382 ,1513 ,1626 ,1627 ,1629 ,1630 ,1633 ,1635 ,1637 ,1643 ,1644 ,1645 ,1646 ,1647 ,1648 ,1649 ,1660 ,1661 ,1664 ,1665 ,1666 ,1667 ,1668 ,1676 ,1679 ,1680 ,1681 ,1682 ,1695 ,1696 ,1698 ,1699 ,1700 ,1706 ,1707
FEBI	07372	971060-6	753 ,754 ,761
FEBI	07373	971050-6	949 to 951
FEBI	07432	973103-6	1008 to 1010
FEBI	07589	971002-8	200 ,204 ,212 ,887 ,891 ,892 ,893 ,894 ,1154 ,1155 ,1266
FEBI	07776	973715-8	299 ,302 ,304 ,341 ,440 ,715 ,1132 ,1135 ,1137 ,1238
FEBI	07840	975011-8	108 ,109 ,110 ,112 ,121 ,122 ,126 ,137 ,138 ,139 ,140 ,141 ,1327 ,1328 ,1329 ,1373 ,1374 ,1377 ,1667 ,1668 ,1678 ,1707
FEBI	07841	975012-8	108 ,109 ,112 ,119 ,121 ,122 ,126 ,128 ,129 ,137 ,138 ,139 ,140 ,141 ,449 ,1327 ,1328 ,1329 ,1373 ,1374 ,1377 ,1667 ,1668 ,1678 ,1707
FEBI	07842	972103-8	427 ,511 ,512 ,517 ,521 ,523 ,525 ,552
FEBI	08064	975001-8	96 ,97 ,98 ,99 ,100 ,101 ,102 ,104 ,105 ,106 ,107 ,108 ,115 ,116 ,117 ,118 ,119 ,120 ,121 ,125 ,126 ,128 ,129 ,138 ,140 ,514 ,515 ,518 ,569 ,881 ,996 ,1313 ,1314 ,1315 ,1317 ,1318 ,1319 ,1320 ,1321 ,1325 ,1326 ,1327 ,1331 ,1332 ,1334 ,1367 ,1369 ,1370 ,1513 ,1517 ,1629 ,1630 ,1631 ,1632 ,1633 ,1634 ,1635 ,1636 ,1637 ,1639 ,1640 ,1641 ,1643 ,1644 ,1645 ,1646 ,1647 ,1649 ,1650 ,1656 ,1657 ,1658 ,1659 ,1660 ,1661 ,1663 ,1664 ,1665 ,1666 ,1668 ,1669 ,1671 ,1673 ,1674 ,1675 ,1676 ,1677 ,1678 ,1679 ,1680 ,1681 ,1695 ,1706
FEBI	08364	971001-6	334 ,887 ,888 ,889 ,896 ,897 ,898 ,899 ,1397 ,1398
FEBI	08369	972102-8	253 ,508 ,510 ,511 ,512 ,516 ,552
FEBI	08674	971004-8	335 ,336 ,620 ,881 ,886 ,890 ,894 ,896 ,898 ,900 ,901 ,902 ,903 ,906 ,907 ,932 ,1398 ,1399 ,1689

# Cross Reference



Cross- Manu.	Reference-No.	SM-No.	On Page
FEBI	08674	971004-8	335 ,336 ,620 ,881 ,886 ,890 ,894 ,896 ,898 ,900 ,901 ,902 ,903 ,906 ,907 ,932 ,1398 ,1399 ,1689
FEBI	08676	971004-8	335 ,336 ,620 ,881 ,886 ,890 ,894 ,896 ,898 ,900 ,901 ,902 ,903 ,906 ,907 ,932 ,1398 ,1399 ,1689
FEBI	10075	973901-6	1008 ,1279
FEBI	12822	860717-6	200 ,215
FEBI	12823	850732-4 850743-6	203 ,204 ,207 ,216 ,722
FEBI	12858	850712-6	202
FEBI	15354	851033-4	895 ,896 ,904
FEBI	15355	851055-4	895 ,904 ,905
FEBI	15363	851005-4 851086-6	335 ,336 ,620 ,894 ,896 ,900 ,901 ,902 ,1399 ,1689
FEBI	15368	851045-4	335 ,887 ,888 ,889 ,894 ,896 ,897 ,898 ,899 ,1397 ,1398
FEBI	17105	973502-8	243 ,244 ,245 ,246 ,247 ,248 ,249 ,250 ,251 ,252 ,253 ,329 ,330 ,331 ,332 ,334 ,589 ,590 ,591 ,592 ,593 ,594 ,626 ,698 ,1068 ,1070 ,1071 ,1072 ,1073 ,1074 ,1075 ,1077 ,1079 ,1080 ,1081 ,1264 ,1265 ,1414 ,1470 ,1471 ,1472 ,1473 ,1474 ,1476 ,1477 ,1478 ,1479 ,1480 ,1481 ,1482
FEBI	17384	853565-4	243 ,589 ,1068 ,1412 ,1470
FEBI	17385	863566-4	243 ,589 ,1068 ,1412 ,1470
FEBI	17386	853563-4	248 ,249 ,250 ,251 ,252 ,253 ,332 ,333 ,334 ,591 ,592 ,593 ,594 ,626 ,1075 ,1077 ,1079 ,1080 ,1081 ,1264 ,1265 ,1407 ,1476 ,1477 ,1478 ,1480 ,1481 ,1482
FEBI	17387	863564-4	248 ,249 ,250 ,251 ,252 ,253 ,332 ,333 ,334 ,591 ,592 ,593 ,594 ,626 ,1075 ,1077 ,1079 ,1080 ,1081 ,1264 ,1265 ,1407 ,1476 ,1477 ,1478 ,1480 ,1481 ,1482
FEBI	17388	853561-4	243 ,245 ,246 ,589 ,590 ,591 ,1068 ,1070 ,1072 ,1470 ,1471 ,1472 ,1473 ,1474
FEBI	17389	863562-4	243 ,245 ,246 ,589 ,590 ,591 ,1068 ,1070 ,1072 ,1470 ,1471 ,1472 ,1473 ,1474
FEBI	17392	853511-4	152 ,244 ,246 ,329 ,590 ,1069 ,1070 ,1071 ,1471 ,1472 ,1473 ,1474
FEBI	17396	853543-4	152 ,1066 ,1067 ,1069 ,1071 ,1468 ,1469 ,1471 ,1473
FEBI	18661	863734-4	293 ,294 ,295 ,296 ,297 ,433 ,434 ,435 ,436 ,437 ,597 ,614 ,698 ,1126 ,1127 ,1128 ,1129 ,1130 ,1131 ,1256 ,1413 ,1414 ,1418
FEBI	18663	853751-4	294 ,296 ,297 ,436 ,437 ,597 ,1126 ,1127 ,1130 ,1131 ,1256
FEBI	18667	863728-4	286 ,287 ,288 ,289 ,290 ,307 ,428 ,623 ,1119 ,1120 ,1121 ,1123 ,1714
FEBI	18670	863736-4	286 ,1119
FEBI	18672	973801-8	21 ,22 ,24 ,259 ,286 ,287 ,288 ,290 ,294 ,298 ,300 ,301 ,334 ,383 ,429 ,431 ,432 ,435 ,436 ,440 ,441 ,505 ,506 ,507 ,509 ,510 ,527 ,597 ,612 ,655 ,659 ,678 ,684 ,709 ,711 ,712 ,714 ,721 ,722 ,732 ,793 ,880 ,883 ,884 ,887 ,892 ,903 ,904 ,932 ,974 ,975 ,978 ,987 ,995 ,1028 ,1029 ,1067 ,1077 ,1078 ,1119 ,1120 ,1121 ,1122 ,1127 ,1131 ,1133 ,1134 ,1236 ,1237 ,1386 ,1387 ,1396 ,1412 ,1413 ,1414 ,1415 ,1431 ,1469 ,1478 ,1479 ,1512
FEBI	18767	853727-4	286 ,287 ,288 ,289 ,290 ,307 ,428 ,623 ,1119 ,1120 ,1123 ,1714
FEBI	19521	853768-4	250 ,298 ,299 ,301 ,441 ,714 ,732 ,1131 ,1133 ,1134 ,1415
FEBI	19568	851068-6	387 ,922 ,923 ,924 ,925 ,926 ,927 ,928 ,929 ,930 ,931 ,932
FEBI	19591	974001-8	22 ,23 ,24 ,429 ,431 ,432 ,435 ,443 ,709 ,710 ,712 ,715 ,716 ,1225 ,1233 ,1235 ,1236 ,1265 ,1266 ,1267
FEBI	19632	852185-4	517 ,522 ,523 ,546 ,547 ,552
FEBI	19634	852113-4	520 ,521 ,534 ,539 ,552 ,1659
FEBI	19637	852111-4	517 ,522 ,523 ,545 ,546
FEBI	19677	973701-8	31 ,199 ,201 ,202 ,204 ,206 ,288 ,428 ,509 ,510 ,513 ,514 ,544 ,612 ,613 ,614 ,615 ,616 ,679 ,680 ,681 ,721 ,793 ,794 ,881 ,981 ,987 ,988 ,1074 ,1122 ,1256 ,1396 ,1412 ,1476 ,1512 ,1516 ,1521
FEBI	19800	975003-8	96 ,101 ,102 ,103 ,110 ,111 ,515 ,516 ,1318 ,1321 ,1322 ,1323 ,1328 ,1367 ,1368 ,1369 ,1370 ,1371 ,1372 ,1374 ,1633 ,1638 ,1645 ,1646 ,1647 ,1648 ,1651 ,1652 ,1654 ,1655 ,1666 ,1668 ,1669 ,1670 ,1671 ,1696
FEBI	19885	852023-4	424 ,706
FEBI	19887	852005-4	426 ,427 ,443 ,707 ,715 ,1714
FEBI	19891	862002-4	425 ,426 ,706 ,707
FEBI	19952	855093-4	100 ,101 ,106 ,108 ,514 ,515 ,1317 ,1319 ,1517 ,1644 ,1645 ,1654 ,1665 ,1669 ,1671
FEBI	19954	855048-4	104 ,115 ,116 ,117 ,1325 ,1330 ,1656 ,1657 ,1659 ,1674 ,1675 ,1676 ,1706
FEBI	19956	850217-4	115 ,116 ,117 ,118 ,119 ,120 ,138 ,139 ,1325 ,1330 ,1656 ,1657 ,1658 ,1659 ,1660 ,1674 ,1675 ,1676 ,1677 ,1706
FEBI	19958	855091-4	106 ,108 ,1517 ,1654 ,1665 ,1669 ,1671
FEBI	19976	855063-4	96 ,99 ,125 ,1317 ,1320 ,1369 ,1636 ,1637 ,1640 ,1643 ,1646 ,1647 ,1649 ,1650
FEBI	19988	855017-4	99 ,100 ,1317 ,1643 ,1644 ,1649 ,1651
FEBI	19990	855017-4	99 ,100 ,1317 ,1643 ,1644 ,1649 ,1651



# Cross Reference

Cross- Manu.	Reference-No.	SM-No.	On Page
FEBI	19990	855017-4	99 ,100 ,1317 ,1643 ,1644 ,1649 ,1651
FEBI	19992	855038-4	100 ,101 ,102 ,106 ,108 ,514 ,515 ,1317 ,1318 ,1319 ,1320 ,1321 ,1367 ,1433 ,1517 ,1644 ,1645 ,1646 ,1647 ,1650 ,1654 ,1665 ,1669 ,1695 ,1696
FEBI	19994	855029-4	1320 ,1321 ,1369 ,1370 ,1646 ,1647 ,1648 ,1650 ,1652 ,1696 ,1705
FEBI	21002	850271-4	1316 ,1636
FEBI	21004	855015-4	1311 ,1626
FEBI	21005	973802-8	322 ,323 ,735 ,1027 ,1028 ,1076 ,1226 ,1227 ,1233 ,1234 ,1235 ,1236 ,1477
FEBI	21016	860272-4	96 ,1315 ,1316 ,1365 ,1366 ,1633 ,1636 ,1638 ,1639
FEBI	21018	850219-3	96 ,1633 ,1638
FEBI	21020	850241-4	101 ,102 ,103 ,110 ,659 ,994 ,1318 ,1321 ,1322 ,1323 ,1324 ,1328 ,1367 ,1368 ,1370 ,1371 ,1372 ,1374 ,1645 ,1646 ,1647 ,1648 ,1651 ,1652 ,1654 ,1655 ,1669 ,1670 ,1671 ,1698 ,1706
FEBI	21022	860220-3	96 ,1633 ,1638
FEBI	21024	860244-4	101 ,102 ,103 ,110 ,539 ,659 ,795 ,994 ,1318 ,1321 ,1322 ,1323 ,1328 ,1367 ,1368 ,1370 ,1371 ,1372 ,1374 ,1645 ,1647 ,1648 ,1651 ,1652 ,1654 ,1669 ,1670 ,1671 ,1698 ,1706
FEBI	21032	850229-4	108 ,109 ,110 ,121 ,122 ,137 ,138 ,139 ,140 ,141 ,1327 ,1329 ,1373 ,1374 ,1377 ,1662 ,1667 ,1668 ,1669 ,1678 ,1697 ,1698 ,1707
FEBI	21034	860230-4	109 ,139 ,1327 ,1329 ,1374 ,1662 ,1668 ,1669 ,1697
FEBI	21036	860234-4	108 ,121 ,122 ,138 ,139 ,140 ,141 ,549 ,1327 ,1373 ,1377 ,1667 ,1678 ,1698 ,1707
FEBI	21040	850227-4	107 ,108 ,120 ,121 ,138 ,140 ,1326 ,1327 ,1332 ,1333 ,1374 ,1377 ,1661 ,1664 ,1666 ,1667 ,1668 ,1679 ,1680 ,1681 ,1682 ,1683 ,1697 ,1699 ,1700
FEBI	21042	860232-4	107 ,108 ,120 ,121 ,138 ,140 ,519 ,553 ,1325 ,1326 ,1327 ,1332 ,1333 ,1374 ,1377 ,1660 ,1661 ,1667 ,1668 ,1680 ,1681 ,1682 ,1683 ,1697 ,1699 ,1700
FEBI	21214	850281-4	99 ,137 ,1367 ,1643
FEBI	21216	860238-6	99 ,1367 ,1643
FEBI	21234	855065-4	1314 ,1315 ,1629 ,1630 ,1631
FEBI	21805	852165-4	510 ,512
FEBI	21965	853910-6	1008 ,1279 ,1280 ,1281 ,1282 ,1283 ,1284 ,1285 ,1286 ,1287 ,1288 ,1289
FEBI	21994	972103-8	427 ,511 ,512 ,517 ,521 ,523 ,525 ,552
FEBI	22060	852043-4	22 ,23 ,24 ,432 ,433 ,435 ,710 ,712
FEBI	24160	850732-4 850743-6	203 ,204 ,207 ,216 ,722
FEBI	24867	971069-6	1339 to 1342
FEBI	26031	853701-4	292 ,293 ,307 ,380 ,623 ,1125
FEBI	26288	971071-6	156 ,387 ,932 ,933 ,934 ,935 ,936 ,937 ,938 ,939 ,940 ,941 ,1338
FEBI	265164	971052-6	387 ,908 ,909 ,910 ,911 ,912 ,913 ,914 ,915 ,916 ,917 ,918 ,919 ,920 ,921 ,922 ,923 ,924 ,925 ,926 ,927 ,928 ,929 ,930 ,931 ,932
FEBI	26525	850249-6	128 ,132 ,1154 ,1379 ,1686 ,1689 ,1700
FEBI	26526	850251-6	128 ,132 ,1154 ,1379 ,1686 ,1689 ,1700
FEBI	26527	860250-6	128 ,132 ,1154 ,1379 ,1686 ,1689 ,1700
FEBI	26528	860252-6	128 ,132 ,1154 ,1379 ,1686 ,1689 ,1700
FEBI	27540	973701-8	31 ,199 ,201 ,202 ,204 ,206 ,288 ,428 ,509 ,510 ,513 ,514 ,544 ,612 ,613 ,614 ,615 ,616 ,679 ,680 ,681 ,721 ,793 ,794 ,881 ,981 ,987 ,988 ,1074 ,1122 ,1256 ,1396 ,1412 ,1476 ,1512 ,1516 ,1521
FEBI	28317	975013-8	106 ,109 ,111 ,112 ,113 ,122 ,123 ,124 ,126 ,128 ,130 ,131 ,132 ,137 ,141 ,142 ,143 ,507 ,793 ,1324 ,1325 ,1328 ,1331 ,1332 ,1333 ,1372 ,1373 ,1374 ,1376 ,1377 ,1382 ,1655 ,1662 ,1668 ,1678 ,1680 ,1682 ,1683 ,1687 ,1696 ,1698 ,1699 ,1707
FEBI	28463	850215-4	109 ,111 ,112 ,113 ,1324 ,1325 ,1328 ,1329 ,1372 ,1373 ,1374 ,1655 ,1662 ,1668 ,1696
FEBI	29627	853523-4	247 ,591 ,1074 ,1264 ,1476
FEBI	29628	863524-4	247 ,331 ,591 ,1074 ,1264 ,1476
FEBI	29882	973701-8	31 ,199 ,201 ,202 ,204 ,206 ,288 ,428 ,509 ,510 ,513 ,514 ,544 ,612 ,613 ,614 ,615 ,616 ,679 ,680 ,681 ,721 ,793 ,794 ,881 ,981 ,987 ,988 ,1074 ,1122 ,1256 ,1396 ,1412 ,1476 ,1512 ,1516 ,1521
FEBI	30134	970703-8	199 ,291 ,292 ,383 ,384 ,987 ,1124 ,1125
FEBI	31057	913901-6	10 ,343 ,726 ,1279 ,1281 ,1289 ,1290 ,1291 ,1441 ,1486 ,1537 ,1546
FEBI	32022	970227-8	99 ,103 ,112 ,113 ,114 ,124 ,126 ,127 ,130 ,132 ,141 ,746 ,1153 ,1319 ,1322 ,1323 ,1324 ,1329 ,1330 ,1366 ,1367 ,1368 ,1370 ,1371 ,1373 ,1374 ,1375 ,1376 ,1642 ,1643 ,1649 ,1652 ,1662 ,1663 ,1671 ,1672 ,1673 ,1685
FEBI	32185	850747-6	201 ,207
FEBI	32186	860748-6	201 ,215
FEBI	32333	855061-4	96 ,1313 ,1316 ,1365 ,1366 ,1382 ,1628 ,1638 ,1695 ,1705

# Cross Reference



Cross- Manu.	Reference-No.	SM-No.	On Page
FEBI	32333	855061-4	96 ,1313 ,1316 ,1365 ,1366 ,1382 ,1628 ,1638 ,1695 ,1705
FEBI	32335	850205-4	103 ,112 ,113 ,114 ,118 ,127 ,138 ,1319 ,1324 ,1329 ,1330 ,1368 ,1373 ,1374 ,1375 ,1376 ,1646 ,1655 ,1662 ,1663 ,1671 ,1672 ,1673 ,1683 ,1685
FEBI	32340	850279-4	103 ,104 ,112 ,1319 ,1322 ,1323 ,1324 ,1368 ,1370 ,1371 ,1646 ,1649 ,1652
FEBI	32341	860280-4	103 ,112 ,1153 ,1319 ,1322 ,1323 ,1324 ,1368 ,1370 ,1371 ,1646 ,1649 ,1652 ,1685
FEBI	34158	850720-4	210 to 211
FEBI	34159	860723-4	210 to 211
FEBI	34385	853800-4	1025 ,1223
FEBI	34386	863801-4	1025 ,1223
FEBI	34582	971011-8	659 ,885
FEBI	36497	850247-4	109 ,112 ,122 ,123 ,124 ,130 ,131 ,137 ,140 ,141 ,690 ,1154 ,1324 ,1331 ,1333 ,1372 ,1376 ,1377 ,1378 ,1382 ,1655 ,1678 ,1680 ,1683 ,1687 ,1698 ,1699 ,1700 ,1707
FEBI	38311	851073-3	560 ,884 ,995 ,1387
FEBI	38604	851223-4	882 ,974
FEBI	5965	973901-6	1008 ,1279

FRECCIA	3351RCR	851503-6	355 ,356 ,357 ,359 ,360 ,366 ,368 ,369 ,391 ,667 ,729
FRECCIA	3692SCR	853543-4	152 ,1066 ,1067 ,1069 ,1071 ,1468 ,1469 ,1471 ,1473
FRECCIA	4054SCR	851111-4	303 ,304 ,444 ,445 ,1137 ,1418
FRECCIA	4185SCR	851033-4	895 ,896 ,904
FRECCIA	4193SCR	851045-4	335 ,887 ,888 ,889 ,894 ,896 ,897 ,898 ,899 ,1397 ,1398
FRECCIA	4541BMNT	862055-6	446 ,447 ,448 ,454 ,643
FRECCIA	4709BMCR	861559-6 861563-6	7 ,357 ,358 ,359 ,360 ,366 ,367 ,368 ,369 ,391 ,392 ,729
FRECCIA	4711BMCR	863856-6	726 ,1241 ,1248
FRECCIA	4853BMARCR	860234-4	108 ,121 ,122 ,138 ,139 ,140 ,141 ,549 ,1327 ,1373 ,1377 ,1667 ,1678 ,1698 ,1707
FRECCIA	4884BMCR	853577-4	249 ,1077 ,1265 ,1478 ,1479
FRECCIA	4945RCR	863756-4	303 ,304 ,444 ,1137
FRECCIA	4995RCR	862124-4	510 to 511
FRECCIA	4998SCR	852185-4	517 ,522 ,523 ,546 ,547 ,552
FRECCIA	6032BMCR	861567-6	361 ,362 ,647 ,668 ,729 ,1006
FRECCIA	6132SNT	851207-4	884 ,886
FRECCIA	6136RNT	853545-4	246 ,590 ,597 ,1072 ,1472
FRECCIA	6137RNT	863546-4	246 ,590 ,1072 ,1472
FRECCIA	6332BMCR	863130-6	687 ,767 ,768 ,769 ,770 ,772 ,773 ,776 ,777 ,1009 ,1010 ,1440 ,1718
FRECCIA	6580SCR	850247-4	109 ,112 ,122 ,123 ,124 ,130 ,131 ,137 ,140 ,141 ,690 ,1154 ,1324 ,1331 ,1333 ,1372 ,1376 ,1377 ,1378 ,1382 ,1655 ,1678 ,1680 ,1683 ,1687 ,1698 ,1699 ,1700 ,1707
FRECCIA	CM05-2121	515096-1	99 ,1367 ,1643
FRECCIA	CM05-2130	511001-1	895 ,905
FRECCIA	CM05-2141	511104-1	293 ,294 ,295 ,296 ,297 ,433 ,434 ,436 ,437 ,614 ,698 ,1126 ,1127 ,1128 ,1129 ,1130 ,1131 ,1256 ,1413 ,1414 ,1418 ,1431
FRECCIA	CM05-2142	511105-1	250 ,298 ,301 ,441 ,714 ,1131 ,1133 ,1134 ,1415
FRECCIA	CM05-2153	512110-1	508 ,511 ,512 ,516 ,518
FRECCIA	CM05-2195	515017-1	103 ,112 ,113 ,1319 ,1324 ,1329 ,1371 ,1375 ,1652 ,1662 ,1671
FRECCIA	CM052125	515021-1	1668 ,1670
FRECCIA	CM052135	513503-1	242 ,589 ,1068 ,1470
FRECCIA	CM052196	515018-1	103 ,109 ,110 ,111 ,112 ,113 ,114 ,1319 ,1324 ,1325 ,1329 ,1371 ,1372 ,1373 ,1375 ,1376 ,1652 ,1654 ,1662 ,1670 ,1671 ,1672 ,1673
FRECCIA	CM052218	515001-1	100 ,101 ,102 ,514 ,515 ,1317 ,1318 ,1319 ,1644 ,1645 ,1646 ,1647 ,1650
FRECCIA	CM052221	513701-1	293 ,295 ,296 ,297 ,436 ,437 ,614 ,698 ,1126 ,1128 ,1129 ,1130 ,1131 ,1256 ,1413 ,1414 ,1418
FRECCIA	G11048	881001-4	880 to 881
FRECCIA	G11051	881002-4	880 to 881
FRECCIA	G11054	881010-4	149 ,259 ,560 ,887 ,891 ,892 ,893 ,894 ,978
FRECCIA	G11310	882078-4	20 ,240 ,258 ,425 ,505 ,507 ,519 ,538 ,553 ,706 ,784 ,787 ,1064 ,1119 ,1407 ,1411 ,1422 ,1466
FRECCIA	G11313	880756-4	31 ,201 ,204 ,722 ,981 ,1256
FRECCIA	G11361	883910-6	1008 ,1279 ,1285 ,1286 ,1288 ,1289
FRECCIA	G11362	883909-6	1008 ,1279 ,1285 ,1286 ,1288 ,1289
FRECCIA	G11398	881020-4	259 ,560 ,659 ,879 ,884 ,995 ,1386 ,1387
FRECCIA	G13600	883803-4	993 ,1027 ,1073 ,1232 ,1475 ,1514



# Cross Reference

Cross- Manu.	Reference-No.	SM-No.	On Page
FRECCIA	G13600	883803-4	993 ,1027 ,1073 ,1232 ,1475 ,1514
FRECCIA	G2133	881065-4	891 ,901 ,902 ,1334
FRECCIA	G2664	880222-4	4 ,424 ,430 ,434 ,437 ,438 ,439 ,441 ,442 ,443 ,711 ,716 ,1265 ,1334 ,1714
FRECCIA	G3061	880223-4	95 ,96 ,97 ,98 ,104 ,105 ,107 ,113 ,115 ,116 ,117 ,118 ,119 ,120 ,125 ,126 ,138 ,139 ,597 ,681 ,796 ,797 ,1028 ,1418 ,1629 ,1633 ,1635 ,1653 ,1656 ,1657 ,1658 ,1659 ,1660 ,1676 ,1677 ,1706
FRECCIA	G3091	881045-4	335 ,887 ,888 ,889 ,894 ,896 ,897 ,898 ,899 ,1397 ,1398
FRECCIA	G3181	881036-4	891 ,902 ,903 ,906
FRECCIA	G3205	882042-4	439 ,712 ,713
FRECCIA	G3288	885090-4	107 ,1331 ,1663 ,1676
FRECCIA	G3325	883862-6	726 ,1242 ,1249 ,1250
FRECCIA	G3396	882062-6	446 ,447 ,448 ,449 ,454 ,455 ,644 ,645
FRECCIA	G3504	880226-4	101 ,102 ,108 ,118 ,119 ,120 ,128 ,142 ,515 ,516 ,518 ,548 ,881 ,1318 ,1322 ,1327 ,1367 ,1368 ,1370 ,1371 ,1645 ,1648 ,1651 ,1652 ,1661 ,1664 ,1665 ,1666 ,1670 ,1671 ,1678 ,1681 ,1696 ,1714
FRECCIA	G3514	881032-6	387 ,908 ,909 ,910 ,911 ,912 ,913 ,914 ,915 ,916 ,917 ,918 ,919 ,920 ,921 ,922 ,923 ,924 ,925 ,926 ,927 ,928 ,929 ,930 ,931 ,932
FRECCIA	G3515	881026-6	387 ,908 ,909 ,910 ,911 ,912 ,913 ,914 ,915 ,916 ,917 ,918 ,919 ,920 ,921 ,922 ,923 ,924 ,925 ,926 ,927 ,928 ,929 ,930 ,931 ,932
FRECCIA	G3552	880228-4	94 ,96 ,108 ,109 ,110 ,122 ,123 ,124 ,125 ,130 ,131 ,132 ,138 ,139 ,140 ,141 ,522 ,1311 ,1315 ,1316 ,1327 ,1328 ,1331 ,1332 ,1333 ,1363 ,1365 ,1366 ,1373 ,1374 ,1376 ,1377 ,1378 ,1626 ,1633 ,1636 ,1638 ,1639 ,1642 ,1662 ,1667 ,1668 ,1669 ,1678 ,1680 ,1682 ,1683 ,1684 ,1687 ,1698 ,1707
FRECCIA	G3561	880229-4	121 ,128 ,1332 ,1679
FRECCIA	G3593	880227-4	96 ,99 ,100 ,101 ,102 ,103 ,107 ,108 ,111 ,120 ,121 ,138 ,140 ,514 ,515 ,519 ,553 ,1317 ,1318 ,1319 ,1320 ,1321 ,1327 ,1367 ,1368 ,1370 ,1374 ,1633 ,1643 ,1644 ,1645 ,1646 ,1647 ,1648 ,1651 ,1661 ,1667 ,1695 ,1696 ,1697
FRECCIA	PI03113	971052-6	387 ,908 ,909 ,910 ,911 ,912 ,913 ,914 ,915 ,916 ,917 ,918 ,919 ,920 ,921 ,922 ,923 ,924 ,925 ,926 ,927 ,928 ,929 ,930 ,931 ,932
FRECCIA	PI06-0019	973801-8	21 ,22 ,24 ,259 ,286 ,287 ,288 ,290 ,294 ,298 ,300 ,301 ,334 ,383 ,429 ,431 ,432 ,435 ,436 ,440 ,441 ,505 ,506 ,507 ,509 ,510 ,527 ,597 ,612 ,655 ,659 ,678 ,684 ,709 ,711 ,712 ,714 ,721 ,722 ,732 ,793 ,880 ,883 ,884 ,887 ,892 ,903 ,904 ,932 ,974 ,975 ,978 ,987 ,995 ,1028 ,1029 ,1067 ,1077 ,1078 ,1119 ,1120 ,1121 ,1122 ,1127 ,1131 ,1133 ,1134 ,1236 ,1237 ,1386 ,1387 ,1396 ,1412 ,1413 ,1414 ,1415 ,1431 ,1469 ,1478 ,1479 ,1512
FRECCIA	PI06-0047	970703-8	199 ,291 ,292 ,383 ,384 ,987 ,1124 ,1125
FRECCIA	PI060001	975001-8	96 ,97 ,98 ,99 ,100 ,101 ,102 ,104 ,105 ,106 ,107 ,108 ,115 ,116 ,117 ,118 ,119 ,120 ,121 ,125 ,126 ,128 ,129 ,138 ,140 ,514 ,515 ,518 ,569 ,881 ,996 ,1313 ,1314 ,1315 ,1317 ,1318 ,1319 ,1320 ,1321 ,1325 ,1326 ,1327 ,1331 ,1332 ,1334 ,1367 ,1369 ,1370 ,1513 ,1517 ,1629 ,1630 ,1631 ,1632 ,1633 ,1634 ,1635 ,1636 ,1637 ,1639 ,1640 ,1641 ,1643 ,1644 ,1645 ,1646 ,1647 ,1649 ,1650 ,1656 ,1657 ,1658 ,1659 ,1660 ,1661 ,1663 ,1664 ,1665 ,1666 ,1668 ,1669 ,1671 ,1673 ,1674 ,1675 ,1676 ,1677 ,1678 ,1679 ,1680 ,1681 ,1695 ,1706
FRECCIA	PI060003	972103-8	427 ,511 ,512 ,517 ,521 ,523 ,525 ,552
FRECCIA	PI060004	974001-8	22 ,23 ,24 ,429 ,431 ,432 ,435 ,443 ,709 ,710 ,712 ,715 ,716 ,1225 ,1233 ,1235 ,1236 ,1265 ,1266 ,1267
FRECCIA	PI060008	973506-8	122 ,240 ,241 ,242 ,250 ,287 ,298 ,301 ,441 ,507 ,518 ,589 ,793 ,917 ,1065 ,1131 ,1133 ,1134 ,1328 ,1412 ,1415 ,1467 ,1468 ,1661 ,1662
FRECCIA	PI060009	973501-8	152 ,153 ,242 ,243 ,244 ,246 ,249 ,250 ,329 ,331 ,332 ,333 ,589 ,590 ,592 ,593 ,626 ,713 ,1064 ,1066 ,1067 ,1068 ,1069 ,1070 ,1071 ,1073 ,1074 ,1076 ,1077 ,1078 ,1079 ,1080 ,1082 ,1412 ,1467 ,1468 ,1469 ,1470 ,1471 ,1472 ,1474 ,1475 ,1477 ,1478 ,1479 ,1480 ,1483
FRECCIA	PI060010	973502-8	243 ,244 ,245 ,246 ,247 ,248 ,249 ,250 ,251 ,252 ,253 ,329 ,330 ,331 ,332 ,334 ,589 ,590 ,591 ,592 ,593 ,594 ,626 ,698 ,1068 ,1070 ,1071 ,1072 ,1073 ,1074 ,1075 ,1077 ,1079 ,1080 ,1081 ,1264 ,1265 ,1414 ,1470 ,1471 ,1472 ,1473 ,1474 ,1476 ,1477 ,1478 ,1479 ,1480 ,1481 ,1482
FRECCIA	PI060013	973802-8	322 ,323 ,735 ,1027 ,1028 ,1076 ,1226 ,1227 ,1233 ,1234 ,1235 ,1236 ,1477
FRECCIA	PI060017	973715-8	299 ,302 ,304 ,341 ,440 ,715 ,1132 ,1135 ,1137 ,1238
FRECCIA	PI060019	973801-8	21 ,22 ,24 ,259 ,286 ,287 ,288 ,290 ,294 ,298 ,300 ,301 ,334 ,383 ,429 ,431 ,432 ,435 ,436 ,440 ,441 ,505 ,506 ,507 ,509 ,510 ,527 ,597 ,612 ,655 ,659 ,678 ,684 ,709 ,711 ,712 ,714 ,721 ,722 ,732 ,793 ,880 ,883 ,884 ,887 ,892 ,903 ,904 ,932 ,974 ,975 ,978 ,987 ,995 ,1028 ,1029 ,1067 ,1077 ,1078 ,1119 ,1120 ,1121 ,1122 ,1127 ,1131 ,1133 ,1134 ,1236 ,1237 ,1386 ,1387 ,1396 ,1412 ,1413 ,1414 ,1415 ,1431 ,1469 ,1478 ,1479 ,1512
FRECCIA	PI060021	974001-8	22 ,23 ,24 ,429 ,431 ,432 ,435 ,443 ,709 ,710 ,712 ,715 ,716 ,1225 ,1233 ,1235 ,1236 ,1265 ,1266 ,1267
FRECCIA	PI060032	975003-8	96 ,101 ,102 ,103 ,110 ,111 ,515 ,516 ,1318 ,1321 ,1322 ,1323 ,1328 ,1367 ,1368 ,1369 ,1370 ,1371 ,1372 ,1374 ,1633 ,1638 ,1645 ,1646 ,1647 ,1648 ,1651 ,1652 ,1654 ,1655 ,1666 ,1668 ,1669 ,1670 ,1671 ,1696



# Cross Reference



Cross- Manu.	Reference-No.	SM-No.	On Page
FRECCIA	PI060032	975003-8	96 ,101 ,102 ,103 ,110 ,111 ,515 ,516 ,1318 ,1321 ,1322 ,1323 ,1328 ,1367 ,1368 ,1369 ,1370 ,1371 ,1372 ,1374 ,1633 ,1638 ,1645 ,1646 ,1647 ,1648 ,1651 ,1652 ,1654 ,1655 ,1666 ,1668 ,1669 ,1670 ,1671 ,1696
FRECCIA	PI060040	970227-8	99 ,103 ,112 ,113 ,114 ,124 ,126 ,127 ,130 ,132 ,141 ,746 ,1153 ,1319 ,1322 ,1323 ,1324 ,1329 ,1330 ,1366 ,1367 ,1368 ,1370 ,1371 ,1373 ,1374 ,1375 ,1376 ,1642 ,1643 ,1649 ,1652 ,1662 ,1663 ,1671 ,1672 ,1673 ,1685
FRECCIA	PI060048	971011-8	659 ,885
FRECCIA	PI060049	970701-8	203 ,206 ,207 ,208
FRECCIA	R1378/SNT	852070-6	450 ,647
FRECCIA	R3047NCR	853604-6	7 ,254 ,1086 ,1087 ,1088 ,1524 ,1690
FRECCIA	R3048/RCR	863605-6	7 ,254 ,1086 ,1087 ,1088 ,1524
FRECCIA	R3050S	863601-6	1086
FRECCIA	R3241/RCR	852012-4	438 ,712 ,713 ,1334
FRECCIA	R3279	855109-6	1526
FRECCIA	R3280	865110-6	1526
FRECCIA	R3411/S	850703-4	202
FRECCIA	R3415/SCR	850704-6	208 to 211
FRECCIA	R3431/S	851021-4	887
FRECCIA	R3433/SCR	851023-4	891 ,901 ,1334
FRECCIA	R3447/S	852801-4	696 to 697
FRECCIA	R3448R	862802-4	696 to 697
FRECCIA	R3473/XBNT	852028-6	450 ,648
FRECCIA	R3513/S	852703-4	620
FRECCIA	R3517/SCR	851111-4	303 ,304 ,444 ,445 ,1137 ,1418
FRECCIA	R3524RCR	862151-4	508
FRECCIA	R3537R	850213-4	96 ,1513 ,1639 ,1640
FRECCIA	R3556/S	853819-4	1226
FRECCIA	R3557/R	863820-4	
FRECCIA	R3564/S	855031-4	97 ,1025 ,1634 ,1639 ,1640
FRECCIA	R3605/SCR	851017-6	886
FRECCIA	R3607/SCR	855119-6	1529 to 1532
FRECCIA	R3633/SCR	851027-4	901 to 902
FRECCIA	R3635/SCR	850710-6	199
FRECCIA	R3636BMARCR	860711-6	199
FRECCIA	R3639/S	853816-4	259 ,297 ,659 ,698 ,1128 ,1130 ,1238 ,1413 ,1418
FRECCIA	R3641S	850213-4	96 ,1513 ,1639 ,1640
FRECCIA	R3646/S	850211-4	97 ,98 ,1634 ,1639 ,1640 ,1653
FRECCIA	R3646S	850211-4	97 ,98 ,1634 ,1639 ,1640 ,1653
FRECCIA	R3647/R	860212-4	96 ,97 ,98 ,1513 ,1634 ,1639 ,1640 ,1653
FRECCIA	R3654S	850211-4	97 ,98 ,1634 ,1639 ,1640 ,1653
FRECCIA	R3662/S	855039-4	96 ,1513 ,1637 ,1639 ,1640
FRECCIA	R3698/SCR	853551-4	152 ,153 ,1073 ,1076 ,1475 ,1477
FRECCIA	R3699/RCR	863552-4	152 ,153 ,1073 ,1076 ,1475 ,1477
FRECCIA	R3702/RCR	851051-6	948 to 951
FRECCIA	R3711/S	852713-6	620
FRECCIA	R3712/S	862707-4	620
FRECCIA	R3724/SCR	851031-6	387 ,908 ,909 ,910 ,911 ,912 ,913 ,914 ,915 ,916 ,917 ,918 ,919 ,920 ,921 ,922 ,923 ,924 ,925 ,926 ,927 ,928 ,929 ,930 ,931 ,932
FRECCIA	R3725RCR	861066-6	387 ,908 ,909 ,910 ,911 ,912 ,913 ,914 ,915 ,916 ,917 ,918 ,919 ,920 ,921 ,922 ,923 ,924 ,925 ,926 ,927 ,928 ,929 ,930 ,931 ,932
FRECCIA	R3728/S	855043-4	95 ,98 ,105 ,1316 ,1629 ,1631 ,1633 ,1635 ,1640 ,1653
FRECCIA	R3737/SCR	855121-6	1534
FRECCIA	R3739/SCR	855125-40-6 855125-6	450 ,1533 ,1534 ,1535 ,1542 ,1545
FRECCIA	R3742/RCR	863905-6	1283
FRECCIA	R3743/SCR	853907-6	1282 to 1283
FRECCIA	R3744/RCR	863909-6	1008 ,1279 ,1280 ,1281 ,1282 ,1283 ,1284 ,1285 ,1286 ,1287 ,1288 ,1289
FRECCIA	R3745/SCR	852023-4	424 ,706
FRECCIA	R3763/S	855040-4	95 ,1629 ,1631 ,1632
FRECCIA	R3787BMCR	853865-2	1243 ,1250 ,1251
FRECCIA	R3788BMCR	863866-2	1243 ,1250 ,1251



# Cross Reference

Cross- Manu.	Reference-No.	SM-No.	On Page
FRECCIA	R3788BMCR	863866-2	1243 ,1250 ,1251
FRECCIA	R3794BMCR	863858-6	726 ,1242 ,1249 ,1250
FRECCIA	R3817/S	858503-4	794 to 795
FRECCIA	R3945/SCR	855117-6	1525 to 1527
FRECCIA	R3953/SCR	852037-4	23 ,434 ,711
FRECCIA	R3976/S	855053-4	1629 ,1631 ,1632
FRECCIA	R3979/BMCR	853857-6	726 ,1242 ,1249 ,1250
FRECCIA	R3988RCR	863734-4	293 ,294 ,295 ,296 ,297 ,433 ,434 ,435 ,436 ,437 ,597 ,614 ,698 ,1126 ,1127 ,1128 ,1129 ,1130 ,1131 ,1256 ,1413 ,1414 ,1418
FRECCIA	R3989/RNT	852052-4	26 ,149 ,304 ,444 ,445 ,446 ,528 ,640 ,641 ,642 ,716 ,717 ,1003 ,1082 ,1137 ,1138 ,1239 ,1240 ,1247 ,1270 ,1334 ,1482 ,1483
FRECCIA	R4019BMCR	863758-4	341 ,530 ,1138 ,1399
FRECCIA	R4032/SCR	855123-6	1529 to 1533
FRECCIA	R4043BMCR	863858-6	726 ,1242 ,1249 ,1250
FRECCIA	R4048/SCR	852137-4	522 ,526 ,527 ,528 ,529 ,548
FRECCIA	R4094/RCR	851049-6	949 to 951
FRECCIA	R4095RCR	861050-6	950 to 951
FRECCIA	R4096/RCR	850913-6	219
FRECCIA	R4106/RCR	853904-6	1282 to 1283
FRECCIA	R4111/S	855048-4	104 ,115 ,116 ,117 ,1325 ,1330 ,1656 ,1657 ,1659 ,1674 ,1675 ,1676 ,1706
FRECCIA	R4115/S	850217-4	115 ,116 ,117 ,118 ,119 ,120 ,138 ,139 ,1325 ,1330 ,1656 ,1657 ,1658 ,1659 ,1660 ,1674 ,1675 ,1676 ,1677 ,1706
FRECCIA	R4165R	863823-4	322 ,324 ,1226 ,1228 ,1229 ,1230 ,1231 ,1232 ,1514
FRECCIA	R4168/SCR	852001-4	425 ,706
FRECCIA	R4183/SCR	851084-4	895 to 896
FRECCIA	R4186BMARCR	861034-4	895 ,896 ,904 ,905
FRECCIA	R4194/BMCR	861046-4	335 ,887 ,888 ,894 ,896 ,897 ,898 ,899 ,1397 ,1398
FRECCIA	R4201/XBCR	855046-4	1673 ,1675
FRECCIA	R4210/RCR	865056-4	1335 ,1690
FRECCIA	R4221/S	853827-4	1233 ,1514
FRECCIA	R4229RCR	863736-4	286 ,1119
FRECCIA	R4230S	853727-4	286 ,287 ,288 ,289 ,290 ,307 ,428 ,623 ,1119 ,1120 ,1123 ,1714
FRECCIA	R4231RCR	863728-4	286 ,287 ,288 ,289 ,290 ,307 ,428 ,623 ,1119 ,1120 ,1121 ,1123 ,1714
FRECCIA	R4232/SNT	852056-6	448 ,449 ,454 ,644 ,645
FRECCIA	R4243/SCR	853709-4	294 ,295 ,296 ,297 ,433 ,434 ,435 ,436 ,437 ,597 ,698 ,1126 ,1127 ,1128 ,1130 ,1131 ,1256 ,1413 ,1414
FRECCIA	R4260/BMNT	852084-4	451 ,648 ,649
FRECCIA	R4268/SCR	850708-4	209
FRECCIA	R4273/SCR	852165-4	510 ,512
FRECCIA	R4274/RCR	862166-4	512 ,793 ,1411
FRECCIA	R4275/SCR	852173-4	526
FRECCIA	R4294/R	850221-4	107 ,118 ,119 ,120 ,128 ,142 ,1331 ,1663 ,1676 ,1681
FRECCIA	R4296/R	855011-4	97 ,98 ,1634 ,1635 ,1641 ,1695
FRECCIA	R4297/BMCR	865060-4	96 ,97 ,98 ,1634 ,1635 ,1637 ,1640 ,1641 ,1695
FRECCIA	R4305/SCR	853205-6	376 ,390 ,392 ,999
FRECCIA	R4308/RCR	850117-4	25
FRECCIA	R4310/RCR	863206-6	376 ,390 ,392 ,999
FRECCIA	R4315/XBCR	853111-6	393 ,753 ,754 ,755 ,757 ,760 ,764 ,770 ,775
FRECCIA	R4336N	856203-6	566
FRECCIA	R4337BM/CR	866204-6	566
FRECCIA	R4347/RCR	852090-4	439 ,712
FRECCIA	R4348RARCR	862091-4	439 ,712 ,713
FRECCIA	R4351/BMCR	851060-6	942 ,943 ,944 ,945 ,946 ,947 ,951 ,952 ,953 ,954 ,955 ,956 ,957 ,962 ,963 ,964 ,965 ,1007 ,1009 ,1011 ,1012 ,1338 ,1339
FRECCIA	R4366/S	855003-4	1314 ,1315 ,1630
FRECCIA	R4367BMAR	865058-4	1314 ,1315 ,1629 ,1630 ,1631 ,1632 ,1633
FRECCIA	R4368/S	855057-4	1314 ,1315 ,1629 ,1630 ,1631 ,1632 ,1633 ,1641
FRECCIA	R4371/RCR	853910-6	1008 ,1279 ,1280 ,1281 ,1282 ,1283 ,1284 ,1285 ,1286 ,1287 ,1288 ,1289
FRECCIA	R4373/BMCR	853859-6	1241 ,1248 ,1273
FRECCIA	R4376BMARCR	862182-4	251 ,308 ,442 ,519 ,520 ,521 ,539 ,714 ,1415



# Cross Reference



Cross- Manu.	Reference-No.	SM-No.	On Page
FRECCIA	R4376BMARCR	862182-4	251 ,308 ,442 ,519 ,520 ,521 ,539 ,714 ,1415
FRECCIA	R4383	853511-4	152 ,244 ,246 ,329 ,590 ,1069 ,1070 ,1071 ,1471 ,1472 ,1473 ,1474
FRECCIA	R4384RCR	863514-4 863516-4	152 ,244 ,246 ,590 ,1069 ,1070 ,1071 ,1471 ,1472 ,1473 ,1474
FRECCIA	R4387/SNT	852807-4	696
FRECCIA	R4388/SNT	852805-4	696
FRECCIA	R4389RNT	862806-4	696 to 698
FRECCIA	R4392/SCR	852041-4	434
FRECCIA	R4442/SCR	852105-4	526
FRECCIA	R4454/S	850712-6	202
FRECCIA	R4455	860713-6	202
FRECCIA	R4458/S	853747-4	302 ,442 ,715 ,1135 ,1136
FRECCIA	R4465RCR	863512-4	152 ,242 ,245 ,589 ,1064 ,1068 ,1070 ,1467 ,1470 ,1471 ,1472
FRECCIA	R4472/SNT	851055-4	895 ,904 ,905
FRECCIA	R4473SNT	851053-6	894
FRECCIA	R4474RARCR	861054-6	894
FRECCIA	R4475/RNT	851035-4	891 ,902
FRECCIA	R4483/SCR	855063-4	96 ,99 ,125 ,1317 ,1320 ,1369 ,1636 ,1637 ,1640 ,1643 ,1646 ,1647 ,1649 ,1650
FRECCIA	R4491/SCR	851530-6	361 ,362 ,363 ,370 ,647 ,668
FRECCIA	R4497/SCR	851030-4	881 ,904
FRECCIA	R4511/BMCR	851304-6	342 ,1012
FRECCIA	R4513/BMCR	851307-6	343 ,344 ,1013
FRECCIA	R4546/SCR	853571-4	626 ,795 ,1067 ,1071 ,1072 ,1470 ,1473 ,1474
FRECCIA	R4547RCR	863572-4	246 ,626 ,1067 ,1068 ,1071 ,1072 ,1470 ,1472 ,1474
FRECCIA	R4564/SCR	855115-6	1524 to 1525
FRECCIA	R4574/S	853825-4	323 ,732 ,735 ,1025 ,1027 ,1224 ,1225 ,1226 ,1227
FRECCIA	R4575RCR	863826-4	323 ,732 ,735 ,1025 ,1027 ,1224 ,1225 ,1226 ,1227
FRECCIA	R4580/SARCR	851043-6	942 ,943 ,944 ,945 ,946 ,947 ,951 ,952 ,953 ,955 ,956 ,1007 ,1009 ,1011 ,1338
FRECCIA	R4592SCR	853513-4	250 ,332 ,333 ,592 ,626 ,1078 ,1079 ,1080 ,1082 ,1479 ,1480 ,1483
FRECCIA	R4604/BMCR	851080-6	942
FRECCIA	R4606/SCR	850718-4	203 ,208
FRECCIA	R4617/S	850728-6	200
FRECCIA	R4623/SCR	853753-4	299 ,302 ,1132 ,1135
FRECCIA	R4624BMARCR	863754-4	299 ,302 ,440 ,715 ,1132 ,1135
FRECCIA	R4626RCR	862038-4	434 ,711
FRECCIA	R4627/RCR	852039-4	23 ,434 ,711
FRECCIA	R4633/SCR	852169-4	517 ,523 ,525 ,546
FRECCIA	R4634/BMCR	862170-4	517 ,523 ,525 ,546
FRECCIA	R4634BMCR	862186-4	517 ,522 ,523 ,546 ,547 ,552
FRECCIA	R4635BMCR	853118-6	393 ,753 ,754 ,755 ,757 ,758 ,759 ,760 ,761 ,762 ,763 ,764 ,765 ,766 ,767 ,768 ,769 ,770 ,771 ,772 ,773 ,774 ,775 ,777 ,778 ,780 ,1008 ,1009 ,1010 ,1338 ,1339 ,1390 ,1440 ,1718
FRECCIA	R4636/SCR	853565-4	243 ,589 ,1068 ,1412 ,1470
FRECCIA	R4637RCR	863566-4	243 ,589 ,1068 ,1412 ,1470
FRECCIA	R4640/BMARCR	865064-4	99 ,100 ,106 ,1317 ,1320 ,1369 ,1636 ,1643 ,1644 ,1646 ,1647 ,1649 ,1650
FRECCIA	R4641/SCR	855028-4	106 ,107 ,115 ,116 ,117 ,118 ,119 ,120 ,138 ,139 ,1325 ,1326 ,1331 ,1656 ,1657 ,1658 ,1659 ,1660 ,1661 ,1663 ,1664 ,1665 ,1674 ,1676 ,1677 ,1696 ,1706
FRECCIA	R4643/SCR	855083-4	106 ,107 ,118 ,119 ,120 ,121 ,125 ,140 ,1332 ,1664 ,1665 ,1666 ,1667 ,1668 ,1675 ,1676 ,1679 ,1680 ,1681 ,1697 ,1699
FRECCIA	R4645/SCR	855095-4	1314 ,1629 ,1632
FRECCIA	R4646/SCR	855097-4	1314 ,1315 ,1629 ,1630 ,1631 ,1632 ,1633
FRECCIA	R4649SCR	853563-4	248 ,249 ,250 ,251 ,252 ,253 ,332 ,333 ,334 ,591 ,592 ,593 ,594 ,626 ,1075 ,1077 ,1079 ,1080 ,1081 ,1264 ,1265 ,1407 ,1476 ,1477 ,1478 ,1480 ,1481 ,1482
FRECCIA	R4650BMCR	863564-4	248 ,249 ,250 ,251 ,252 ,253 ,332 ,333 ,334 ,591 ,592 ,593 ,594 ,626 ,1075 ,1077 ,1079 ,1080 ,1081 ,1264 ,1265 ,1407 ,1476 ,1477 ,1478 ,1480 ,1481 ,1482
FRECCIA	R4654RCR	863830-4	1025 to 1026
FRECCIA	R4671	860302-6	311
FRECCIA	R4686/SCR	852005-4	426 ,427 ,443 ,707 ,715 ,1714
FRECCIA	R4687/SCR	855146-6	1537 ,1546
FRECCIA	R4692/S	850726-4	203
FRECCIA	R4698/BM	853841-4	1226 ,1227 ,1228 ,1229 ,1230 ,1231 ,1513 ,1514



# Cross Reference

Cross- Manu.	Reference-No.	SM-No.	On Page
FRECCIA	R4698/BM	853841-4	1226 ,1227 ,1228 ,1229 ,1230 ,1231 ,1513 ,1514
FRECCIA	R4702/SCR	852161-4	505 ,508
FRECCIA	R4703RCR	862108-4	505 ,507 ,508 ,509 ,544
FRECCIA	R4704/SCR	852107-4	505 ,508 ,509 ,534 ,544
FRECCIA	R4708/BMCR	851568-6	357 ,359 ,360 ,366 ,368 ,369 ,391 ,729
FRECCIA	R4712/S	853845-4	1238
FRECCIA	R4714/BMCR	852052-4	26 ,149 ,304 ,444 ,445 ,446 ,528 ,640 ,641 ,642 ,716 ,717 ,1003 ,1082 ,1137 ,1138 ,1239 ,1240 ,1247 ,1270 ,1334 ,1482 ,1483
FRECCIA	R4716/S	853843-4	324 ,1228 ,1229 ,1230 ,1231 ,1514
FRECCIA	R4721/BMCR	852086-4	451 ,648
FRECCIA	R4723/S	853823-4	1234 ,1517
FRECCIA	R4724RCR	863824-4	1234
FRECCIA	R4726/SCR	853561-4	243 ,245 ,246 ,589 ,590 ,591 ,1068 ,1070 ,1072 ,1470 ,1471 ,1472 ,1473 ,1474
FRECCIA	R4727/RCR	863562-4	243 ,245 ,246 ,589 ,590 ,591 ,1068 ,1070 ,1072 ,1470 ,1471 ,1472 ,1473 ,1474
FRECCIA	R4728/SCR	852043-4	22 ,23 ,24 ,432 ,433 ,435 ,710 ,712
FRECCIA	R4729	862044-4	22 ,24 ,432 ,433 ,435 ,710 ,712
FRECCIA	R4738/SCR	852088-4	23 ,432 ,433 ,710
FRECCIA	R4739BMCR	862090-4	23 ,432 ,433 ,710
FRECCIA	R4740/BMCR	852045-4	432 ,433 ,710
FRECCIA	R4741BMCR	862046-4	432 ,433 ,710
FRECCIA	R4751/SNT	851005-4 851086-6	335 ,336 ,620 ,894 ,896 ,900 ,901 ,902 ,1399 ,1689
FRECCIA	R4758/SNT	851005-4	335 ,336 ,620 ,894 ,896 ,900 ,901 ,902 ,1399 ,1689
FRECCIA	R4759/SNT	851003-4	886
FRECCIA	R4760/RARNT	861000-4	335 ,336 ,620 ,896 ,900 ,901 ,902 ,1399 ,1689
FRECCIA	R4760RARNT	861012-4	149 ,259 ,892 ,893
FRECCIA	R4768/BMCR	853209-6	999
FRECCIA	R4772/BMCR	852066-6	449 ,646
FRECCIA	R4773/BMCR	862067-6	449 ,646
FRECCIA	R4776/BMCR	855093-4	100 ,101 ,106 ,108 ,514 ,515 ,1317 ,1319 ,1517 ,1644 ,1645 ,1654 ,1665 ,1669 ,1671
FRECCIA	R4777	865088-4	100 ,101 ,106 ,108 ,514 ,515 ,1317 ,1319 ,1517 ,1644 ,1645 ,1654 ,1665 ,1669 ,1671
FRECCIA	R4780/SCR	852074-4	431 ,443 ,709 ,715 ,716
FRECCIA	R4781/RCR	862075-4	431 ,443 ,709 ,715 ,716
FRECCIA	R4788/SCR	852163-4	511 ,512 ,516
FRECCIA	R4794/SCR	850720-4	210 to 211
FRECCIA	R4797/S	850722-4	205
FRECCIA	R4798BMARCR	860725-4	205
FRECCIA	R4800BMARCR	860717-6	200 ,215
FRECCIA	R4802S	855065-4	1314 ,1315 ,1629 ,1630 ,1631
FRECCIA	R4804/S	855072-4	1315 ,1635
FRECCIA	R4805R	865068-4	1315 ,1365 ,1635 ,1637
FRECCIA	R4806/S	850227-4	107 ,108 ,120 ,121 ,138 ,140 ,1326 ,1327 ,1332 ,1333 ,1374 ,1377 ,1661 ,1664 ,1666 ,1667 ,1668 ,1679 ,1680 ,1681 ,1682 ,1683 ,1697 ,1699 ,1700
FRECCIA	R4807R	860232-4	107 ,108 ,120 ,121 ,138 ,140 ,519 ,553 ,1325 ,1326 ,1327 ,1332 ,1333 ,1374 ,1377 ,1660 ,1661 ,1667 ,1668 ,1680 ,1681 ,1682 ,1683 ,1697 ,1699 ,1700
FRECCIA	R4808/S	855007-4	108 ,121 ,128 ,129 ,1332 ,1679
FRECCIA	R4809/R	865006-4	121 ,1332 ,1679
FRECCIA	R4810RCR	863734-4	293 ,294 ,295 ,296 ,297 ,433 ,434 ,435 ,436 ,437 ,597 ,614 ,698 ,1126 ,1127 ,1128 ,1129 ,1130 ,1131 ,1256 ,1413 ,1414 ,1418
FRECCIA	R4816/SNT	850745-4	721 ,981 ,1255 ,1256
FRECCIA	R4817/RARNT	860746-4	721 ,981 ,1255 ,1256
FRECCIA	R4818/SCR	853105-6	752
FRECCIA	R4821/S	853749-4	292 ,516 ,784 ,1124 ,1125 ,1255
FRECCIA	R4822RCR	863750-4	292 ,516 ,784 ,1124 ,1125 ,1255
FRECCIA	R4838/SCR	852082-6	35 ,450 ,648
FRECCIA	R4839BMCR	862083-6	35 ,450 ,648
FRECCIA	R4846/SCR	850749-4	722 ,1256 ,1257
FRECCIA	R4847/RARCR	860750-4	722 ,1256 ,1257
FRECCIA	R4852/SARCR	850229-4	108 ,109 ,110 ,121 ,122 ,137 ,138 ,139 ,140 ,141 ,1327 ,1329 ,1373 ,1374 ,1377 ,1662 ,1667 ,1668 ,1669 ,1678 ,1697 ,1698 ,1707

# Cross Reference



Cross- Manu.	Reference-No.	SM-No.	On Page
FRECCIA	R4852/SARCR	850229-4	108 ,109 ,110 ,121 ,122 ,137 ,138 ,139 ,140 ,141 ,1327 ,1329 ,1373 ,1374 ,1377 ,1662 ,1667 ,1668 ,1669 ,1678 ,1697 ,1698 ,1707
FRECCIA	R4864/S	850732-4 850743-6	203 ,204 ,207 ,216 ,722
FRECCIA	R4865	860733-4	203 ,204 ,207 ,216 ,722
FRECCIA	R4866	853901-6	1279
FRECCIA	R4866/SCR	853901-6	1279
FRECCIA	R4867	863902-6	1279
FRECCIA	R4873S	855065-4	1314 ,1315 ,1629 ,1630 ,1631
FRECCIA	R4874/S	853808-4	1234
FRECCIA	R4875RCR	863803-4	1234
FRECCIA	R4876	852015-4	427 ,707 ,708 ,1065 ,1422 ,1467
FRECCIA	R4877RCR	862016-4	427 ,707 ,708 ,1065 ,1422 ,1467
FRECCIA	R4878/SCR	853504-4	241 ,242 ,575 ,589 ,1065 ,1066 ,1411 ,1412 ,1467 ,1468
FRECCIA	R4879RCR	863505-4	241 ,242 ,516 ,534 ,575 ,589 ,1065 ,1066 ,1411 ,1412 ,1467 ,1468
FRECCIA	R4881/S	853739-4	290 ,293 ,1123 ,1126
FRECCIA	R4883	853733-4	293 ,294 ,295 ,296 ,297 ,433 ,434 ,436 ,437 ,597 ,614 ,698 ,1126 ,1127 ,1128 ,1129 ,1130 ,1131 ,1256 ,1413 ,1414 ,1418
FRECCIA	R4883/RCR	853751-4	294 ,296 ,297 ,436 ,437 ,597 ,1126 ,1127 ,1130 ,1131 ,1256
FRECCIA	R4885BMARCR	863578-4	249 ,1077 ,1265 ,1478 ,1479
FRECCIA	R4886S	855065-4	1314 ,1315 ,1629 ,1630 ,1631
FRECCIA	R4887BMCR	862092-4	26 ,149 ,304 ,444 ,445 ,446 ,641 ,642 ,716 ,717 ,1003 ,1138 ,1240 ,1247 ,1334
FRECCIA	R4889BM	865039-4	100 ,101 ,102 ,514 ,515 ,1317 ,1318 ,1319 ,1320 ,1321 ,1367 ,1644 ,1645 ,1646 ,1647 ,1650 ,1651 ,1695 ,1696
FRECCIA	R4894/SNT	851407-4	240 ,329
FRECCIA	R4895/RNT	861408-4	240 ,329
FRECCIA	R4898/SCR	851065-6	387 ,914 ,915 ,916 ,922 ,923 ,924 ,926 ,927 ,928 ,929 ,930 ,931 ,932
FRECCIA	R4910SCR	854009-4	1266 ,1523
FRECCIA	R4911RARCR	864008-4	1266 ,1523
FRECCIA	R4916SCR	853113-6	393 ,753 ,754 ,755 ,757 ,760 ,764 ,770 ,775
FRECCIA	R4917/SCR	851067-6	387 ,908 ,909 ,910 ,911 ,912 ,913 ,914 ,915 ,916 ,922 ,923 ,924 ,925 ,926 ,927 ,928 ,929 ,930 ,931 ,932
FRECCIA	R4918/SNT	851078-4	889 ,890 ,891 ,898
FRECCIA	R4919	853527-4	199 ,1074 ,1476
FRECCIA	R4920	863528-4	199 ,200 ,721 ,1074 ,1255 ,1476
FRECCIA	R4921/SNT	858707-4	222 ,225 ,375 ,523 ,535 ,557 ,581 ,614 ,615 ,994
FRECCIA	R4922/RNT	868708-4	222 ,225 ,375 ,523 ,535 ,557 ,581 ,614 ,615 ,994 ,995
FRECCIA	R4925/RCR	863603-6	1247
FRECCIA	R4928/RCR	853602-6	1088 ,1247 ,1248
FRECCIA	R4930BMCR	861073-4	889 ,890 ,891 ,898
FRECCIA	R4931/SCR	851063-4	889 ,890 ,891 ,898
FRECCIA	R4933/S	853800-4	1025 ,1223
FRECCIA	R4934R	863801-4	1025 ,1223
FRECCIA	R4937/SCR	855135-5	1236 ,1515 ,1516 ,1518 ,1519 ,1520 ,1521
FRECCIA	R4941/BMCR	852047-4	21 ,22 ,432 ,433 ,591 ,709 ,710 ,1076 ,1264 ,1413 ,1477
FRECCIA	R4942/BM	863878-4	323 ,1073 ,1227 ,1228 ,1229 ,1230 ,1475
FRECCIA	R4943BMCR	862048-4	21 ,22 ,432 ,433 ,591 ,709 ,710 ,1076 ,1264 ,1413 ,1477
FRECCIA	R4946/S	855029-4	1320 ,1321 ,1369 ,1370 ,1646 ,1647 ,1648 ,1650 ,1652 ,1696 ,1705
FRECCIA	R4947R	865030-4	1320 ,1321 ,1369 ,1370 ,1646 ,1647 ,1648 ,1650 ,1652 ,1696 ,1705
FRECCIA	R4956/SCR	850801-6	311 ,1691
FRECCIA	R4957/BMCR	860802-6	311 ,1691
FRECCIA	R4962/SCR	855137-5	1515
FRECCIA	R4964/S	855015-4	1311 ,1626
FRECCIA	R4964S	855015-4	1311 ,1626
FRECCIA	R4965R	865004-4	1311 ,1626
FRECCIA	R4973/S	853803-4	993 ,1027 ,1073 ,1232 ,1475 ,1514
FRECCIA	R4974R	863804-4	993 ,1027 ,1073 ,1232 ,1475 ,1514
FRECCIA	R4979/BM	853814-4	323 ,1073 ,1227 ,1228 ,1229 ,1230 ,1475
FRECCIA	R4989/RCR	853602-6	1088 ,1247 ,1248
FRECCIA	R4992/SCR	852131-4	506



# Cross Reference

Cross- Manu.	Reference-No.	SM-No.	On Page
FRECCIA	R4992/SCR	852131-4	506
FRECCIA	R4993RCR	862132-4	506
FRECCIA	R4994/SCR	852123-4	510 to 511
FRECCIA	R4995RCR	862184-4	513 ,534 ,538 ,545 ,795
FRECCIA	R4997RCR	862188-4	511 ,512 ,513 ,514 ,534 ,538 ,545 ,552 ,795
FRECCIA	R4999BMCR	862186-4	517 ,522 ,523 ,546 ,547 ,552
FRECCIA	R6002/SCR	852111-4	517 ,522 ,523 ,545 ,546
FRECCIA	R6013/S	855061-4	96 ,1313 ,1316 ,1365 ,1366 ,1382 ,1628 ,1638 ,1695 ,1705
FRECCIA	R6014BM	865062-4	96 ,1313 ,1316 ,1365 ,1366 ,1382 ,1628 ,1638 ,1695 ,1705
FRECCIA	R6015/S	850734-4	203 ,207 ,208
FRECCIA	R6016BMARCR	860735-4	203 ,204 ,207 ,216 ,722
FRECCIA	R6029/S	853849-4	322 ,323 ,1027 ,1226 ,1227 ,1234
FRECCIA	R6030R	863850-4	322 ,323 ,1027 ,1226 ,1227
FRECCIA	R6031/BMCR	851570-6	7 ,358 ,367
FRECCIA	R6033/SCR	851574-6	361 ,362 ,363 ,370 ,647 ,667 ,668 ,729 ,1006
FRECCIA	R6036/S	855017-4	99 ,100 ,1317 ,1643 ,1644 ,1649 ,1651
FRECCIA	R6037RCR	865018-4	99 ,100 ,1317 ,1320 ,1369 ,1643 ,1644 ,1646 ,1649 ,1650 ,1651
FRECCIA	R6038/SNT	851015-3	879 ,1386
FRECCIA	R6051SCR	853523-4	247 ,591 ,1074 ,1264 ,1476
FRECCIA	R6052BMARCR	863524-4	247 ,331 ,591 ,1074 ,1264 ,1476
FRECCIA	R6085/SCR	850237-6	99 ,1367 ,1643
FRECCIA	R6087	855038-4	100 ,101 ,102 ,106 ,108 ,514 ,515 ,1317 ,1318 ,1319 ,1320 ,1321 ,1367 ,1433 ,1517 ,1644 ,1645 ,1646 ,1647 ,1650 ,1654 ,1665 ,1669 ,1695 ,1696
FRECCIA	R6088/BMCR	850756-4	31 ,201 ,204 ,722 ,981 ,1256
FRECCIA	R6089/S	853713-4	293 ,1126
FRECCIA	R6092/SCR	853768-4	250 ,298 ,299 ,301 ,441 ,714 ,732 ,1131 ,1133 ,1134 ,1415
FRECCIA	R6093/BMCR	863769-4	250 ,301 ,441 ,714 ,732 ,1133 ,1134 ,1415
FRECCIA	R6096	853581-4	244 ,329 ,330 ,333
FRECCIA	R6097	863582-4	244 ,329 ,330
FRECCIA	R6097RCR	863582-4	244 ,329 ,330
FRECCIA	R6102/BMNT	852407-4	376 ,529 ,535 ,616 ,652 ,681 ,995
FRECCIA	R6103/BMNT	862408-4	376 ,529 ,535 ,616 ,652 ,681 ,995
FRECCIA	R6110/S	853721-4	286 ,287 ,288 ,289 ,290 ,307 ,623 ,1119 ,1120 ,1121 ,1123 ,1714
FRECCIA	R6111RCR	863764-4	298 ,302 ,442 ,715 ,1129 ,1135
FRECCIA	R6112/S	853763-4	298 ,302 ,442 ,715 ,1129 ,1135
FRECCIA	R6113/S	853715-4	299 ,300 ,308 ,440 ,519 ,714 ,1132
FRECCIA	R6114/RCR	863716-4	299 ,300 ,308 ,440 ,519 ,714 ,1132
FRECCIA	R6114RCR	863716-4	299 ,300 ,308 ,440 ,519 ,714 ,1132
FRECCIA	R6117/SNT	850601-6	721 ,981 ,1255 ,1256
FRECCIA	R6118/RNT	860602-6	721 ,981 ,1255 ,1256
FRECCIA	R6128/S	855087-4	96 ,101 ,102 ,515 ,516 ,1318 ,1321 ,1322 ,1367 ,1368 ,1369 ,1370 ,1371 ,1633 ,1638 ,1645 ,1646 ,1647 ,1648 ,1651 ,1652 ,1666 ,1668 ,1670 ,1696
FRECCIA	R6130/SNT	851209-4	880
FRECCIA	R6133RNT	861208-4	886
FRECCIA	R6134/SCR	851009-4	880 to 881
FRECCIA	R6135RCR	861010-4	880 to 881
FRECCIA	R6138/S	853863-4	1028 ,1076 ,1233 ,1234 ,1235 ,1477
FRECCIA	R6139R	863864-4	1028 ,1076 ,1233 ,1234 ,1235 ,1477
FRECCIA	R6140SCR	852183-4	511 ,513 ,514 ,534 ,538 ,545 ,795
FRECCIA	R6141/SCR	851576-6	355 ,366 ,390
FRECCIA	R6143/SCR	852113-4	520 ,521 ,534 ,539 ,552 ,1659
FRECCIA	R6144BMCR	862114-4	520 ,534
FRECCIA	R6145/SCR	852115-4	524 ,525 ,527 ,528 ,548 ,655
FRECCIA	R6146BMCR	862116-4	524 ,525 ,527 ,528 ,548 ,655
FRECCIA	R6147/S	853701-4	292 ,293 ,307 ,380 ,623 ,1125
FRECCIA	R6149/SCR	851135-4	287 ,383 ,507 ,538 ,793 ,1120 ,1412
FRECCIA	R6153SCR	852074-4	431 ,443 ,709 ,715 ,716
FRECCIA	R6155/S	850215-4	109 ,111 ,112 ,113 ,1324 ,1325 ,1328 ,1329 ,1372 ,1373 ,1374 ,1655 ,1662 ,1668 ,1696

# Cross Reference



Cross- Manu.	Reference-No.	SM-No.	On Page
FRECCIA	R6155/S	850215-4	109 ,111 ,112 ,113 ,1324 ,1325 ,1328 ,1329 ,1372 ,1373 ,1374 ,1655 ,1662 ,1668 ,1696
FRECCIA	R6157/S	853705-4	295 ,298 ,1128 ,1129
FRECCIA	R6158BMCR	863706-4	295 ,298 ,1128 ,1129
FRECCIA	R6159/S	853761-4	300 ,301 ,1132 ,1133
FRECCIA	R6160BMCR	863762-4	300 ,301 ,1132 ,1133
FRECCIA	R6161/SCR	853770-4	249 ,300 ,440 ,524 ,547 ,713 ,714 ,1132 ,1133 ,1414
FRECCIA	R6162BMCR	863771-4	249 ,300 ,440 ,524 ,547 ,616 ,617 ,681 ,713 ,714 ,1132 ,1133 ,1414
FRECCIA	R6163/SCR	853772-4	249 ,298 ,300 ,301 ,384 ,440 ,441 ,524 ,547 ,713 ,714 ,715 ,1131 ,1132 ,1133 ,1134 ,1135 ,1414 ,1521
FRECCIA	R6164BMCR	863773-4	249 ,298 ,299 ,300 ,301 ,384 ,440 ,441 ,524 ,547 ,713 ,714 ,715 ,1131 ,1132 ,1133 ,1134 ,1135 ,1414 ,1521
FRECCIA	R6167/SCR	852117-4	527 ,528 ,548
FRECCIA	R6168RCR	862118-4	527 ,528 ,548 ,613 ,679
FRECCIA	R6169/SNT	852405-4	612
FRECCIA	R6170/RNT	862406-4	612 ,678
FRECCIA	R6173/SNT	851011-4	149 ,259 ,560 ,891 ,892 ,893
FRECCIA	R6177/S	853871-4	321 ,1025 ,1222
FRECCIA	R6178BM	863872-4	321 ,1025 ,1222
FRECCIA	R6185/S	853867-4	322 ,732 ,735 ,880 ,1026 ,1225 ,1226 ,1412
FRECCIA	R6186BM	863868-4	322 ,732 ,735 ,880 ,1026 ,1225 ,1412
FRECCIA	R6187/SCR	851572-6	355 ,667
FRECCIA	R6189BMARCR	860230-4	109 ,139 ,1327 ,1329 ,1374 ,1662 ,1668 ,1669 ,1697
FRECCIA	R6190/BMCR	851069-6	157 ,948 ,958 ,959 ,960 ,961 ,962 ,966 ,967 ,968 ,969 ,1012 ,1340 ,1341 ,1342
FRECCIA	R6191BMCR	861072-6	157 ,948 ,958 ,959 ,960 ,961 ,962 ,966 ,967 ,968 ,969 ,1012 ,1340 ,1341 ,1342
FRECCIA	R6192BM	863864-4	1028 ,1076 ,1233 ,1234 ,1235 ,1477
FRECCIA	R6195/SCR	852189-4	511 ,513 ,514 ,534 ,538 ,545 ,795 ,1513
FRECCIA	R6196/RCR	862190-4	511 ,512 ,513 ,514 ,534 ,538 ,544 ,545 ,794 ,795 ,1513
FRECCIA	R6197/S	850271-4	1316 ,1636
FRECCIA	R6198BM	860272-4	96 ,1315 ,1316 ,1365 ,1366 ,1633 ,1636 ,1638 ,1639
FRECCIA	R6206/S	850245-4	122 ,130 ,131 ,132 ,142 ,143 ,1154 ,1155 ,1331 ,1377 ,1680 ,1687
FRECCIA	R6208/S	850241-4	101 ,102 ,103 ,110 ,659 ,994 ,1318 ,1321 ,1322 ,1323 ,1324 ,1328 ,1367 ,1368 ,1370 ,1371 ,1372 ,1374 ,1645 ,1646 ,1647 ,1648 ,1651 ,1652 ,1654 ,1655 ,1669 ,1670 ,1671 ,1698 ,1706
FRECCIA	R6209BM	860244-4	101 ,102 ,103 ,110 ,539 ,659 ,795 ,994 ,1318 ,1321 ,1322 ,1323 ,1328 ,1367 ,1368 ,1370 ,1371 ,1372 ,1374 ,1645 ,1647 ,1648 ,1651 ,1652 ,1654 ,1669 ,1670 ,1671 ,1698 ,1706
FRECCIA	R6218/BMCR	851307-6	343 ,344 ,1013
FRECCIA	R6220/SCR	851311-6	344 ,345 ,572 ,1013 ,1390 ,1391
FRECCIA	R6222/BMCR	851582-6	363
FRECCIA	R6237/S	853801-4	1030 ,1080 ,1081 ,1238 ,1239 ,1481 ,1482
FRECCIA	R6238/BM	863802-4	1030 ,1080 ,1081 ,1238 ,1239 ,1481 ,1482
FRECCIA	R6239/SNT	852413-4	615 ,616 ,680
FRECCIA	R6240/RNT	862414-4	615 ,616 ,680
FRECCIA	R6241	858703-4	375 ,613 ,679 ,684
FRECCIA	R6248/SNT	852403-4	222 ,225 ,375 ,523 ,535 ,557 ,581 ,614 ,615 ,680 ,994 ,995
FRECCIA	R6249/RNT	862404-4	222 ,225 ,523 ,557 ,581 ,614 ,615 ,652 ,680 ,994 ,995
FRECCIA	R6250/SNT	852401-4	612 ,613 ,684
FRECCIA	R6251/R	862402-4	375 ,612 ,613 ,684
FRECCIA	R6252/SCR	850714-4	258 ,988
FRECCIA	R6256/SCR	853124-6	392 ,393 ,746 ,747 ,748 ,749 ,750 ,1006 ,1390 ,1439 ,1718
FRECCIA	R6257BMCR	863123-6	392 ,393 ,746 ,747 ,748 ,750 ,1006 ,1390 ,1439 ,1718
FRECCIA	R6260/SNT	851201-6	900 ,978
FRECCIA	R6262/BMCR	851058-4	156 ,387 ,932 ,934 ,935 ,936 ,937 ,938 ,939 ,940 ,1338
FRECCIA	R6263/BMCR	861059-4	156 ,387 ,932 ,933 ,934 ,935 ,936 ,937 ,938 ,940 ,1338
FRECCIA	R6266/BMCR	852078-6	35 ,336 ,645 ,646
FRECCIA	R6267/BMCR	862079-6	35 ,336 ,645 ,646
FRECCIA	R6268/BMCR	852080-2	336 ,531 ,647
FRECCIA	R6269/BMCR	862081-2	531 ,647
FRECCIA	R6270/SCR	852093-2	35 ,337 ,648
FRECCIA	R6271/BMICR	862094-2	35 ,337 ,648





# Cross Reference

Cross- Manu.	Reference-No.	SM-No.	On Page
FRECCIA	R6271/BMICR	862094-2	35 ,337 ,648
FRECCIA	R6275SNT	853829-4	1025
FRECCIA	R6276/RNT	863830-4	1025 to 1026
FRECCIA	R6284SNT	859101-4	1030
FRECCIA	R6285/RNT	869102-4	1030
FRECCIA	R6286/SCR	854011-4	1266 to 1267
FRECCIA	R6292/BMCR	853855-6	726 ,1241 ,1248
FRECCIA	R6298/SCR	855150-5	521 ,1515 ,1516 ,1518 ,1519 ,1520 ,1521
FRECCIA	R6300/BMCR	855144-2	1535 ,1546
FRECCIA	R6301/BMCR	865145-2	1535
FRECCIA	R6302/SCR	855140-6	1527
FRECCIA	R6304/SCR	852011-4	20 ,240 ,258 ,425 ,505 ,507 ,519 ,553 ,706 ,784 ,787 ,1064 ,1119 ,1407 ,1411 ,1422 ,1466
FRECCIA	R6308/SCR	853583-4 853585-4	26 ,252 ,442 ,593 ,1079 ,1265 ,1407 ,1480 ,1481
FRECCIA	R6309BMCR	863584-4	26 ,252 ,442 ,593 ,1079 ,1265 ,1407 ,1480 ,1481
FRECCIA	R6310/SCR	853585-4	26 ,252 ,442 ,593 ,1079 ,1265 ,1407 ,1480 ,1481
FRECCIA	R6312/SCR	850253-4	1690
FRECCIA	R6313BMCR	860254-4	1690
FRECCIA	R6314/SNT	859703-4	1432 ,1433 ,1690
FRECCIA	R6327	850301-6	311
FRECCIA	R6329/SCR	853745-4	298 ,302 ,442 ,715 ,1129 ,1135 ,1136
FRECCIA	R6331/BMCR	853134-6	687 ,765 ,767 ,768 ,769 ,770 ,772 ,773 ,776 ,777 ,1009 ,1010 ,1440 ,1718
FRECCIA	R6332BMCR	863135-6	687 ,767 ,768 ,769 ,770 ,772 ,773 ,776 ,777 ,1009 ,1010 ,1440 ,1718
FRECCIA	R6339/SCR	852029-4	303 ,444 ,640 ,1003 ,1136
FRECCIA	R6340/BMCR	862030-4	303 ,444 ,640 ,1003 ,1136
FRECCIA	R6353/S	850275-4	109 ,110 ,111 ,659 ,994 ,1323 ,1324 ,1325 ,1372 ,1373 ,1654 ,1655 ,1670
FRECCIA	R6355/SCR	851019-3	1386
FRECCIA	R6364/RCR	853914-6	1279
FRECCIA	R6365RCR	863911-6	1279
FRECCIA	R6372/S	850277-4	109 ,110 ,111 ,994 ,1323 ,1324 ,1325 ,1372 ,1373 ,1654 ,1655 ,1670
FRECCIA	R6373/BM	860278-4	109 ,110 ,111 ,994 ,1323 ,1324 ,1325 ,1372 ,1373 ,1654 ,1655 ,1670
FRECCIA	R6377/BMCR	851520-4	355
FRECCIA	R6378/SCR	855143-2	1250 ,1535 ,1536 ,1546
FRECCIA	R6379BMCR	865146-2	1250 ,1535 ,1536
FRECCIA	R6380/SCR	855169-2	1528 ,1544
FRECCIA	R6381/BMCR	865170-2	1528 ,1544
FRECCIA	R6387/SCR	853531-4	21 ,22 ,24 ,258 ,430 ,431 ,432 ,435 ,592 ,709 ,711 ,1075 ,1264 ,1477
FRECCIA	R6388/BMCR	863532-4	21 ,22 ,24 ,258 ,429 ,430 ,431 ,432 ,435 ,592 ,708 ,709 ,711 ,1073 ,1075 ,1076 ,1264 ,1475 ,1477 ,1478
FRECCIA	R6389/S	850219-3	96 ,1633 ,1638
FRECCIA	R6391/S	850738-4	205 ,206 ,207 ,216
FRECCIA	R6397/SCR	851107-4	288 ,428 ,509 ,510 ,544 ,794 ,987 ,1122 ,1412 ,1512
FRECCIA	R6398BMCR	861108-4	288 ,428 ,509 ,510 ,544 ,987 ,1122 ,1412
FRECCIA	R6399	851401-4	243 ,330
FRECCIA	R6399/SNT	851401-4	243 ,330
FRECCIA	R6400/RNT	861402-4	243 ,330
FRECCIA	R6401/BMCR	851305-6	342
FRECCIA	R6414/RNT	869704-4	1432 to 1433
FRECCIA	R6424/SNT	852127-4	530 ,796
FRECCIA	R6425/RNT	862128-4	530 ,796
FRECCIA	R6426/SNT	851213-4	887 ,893 ,894 ,978
FRECCIA	R6434/BMCR	853916-6	1281 ,1286 ,1289 ,1290 ,1291
FRECCIA	R6435/BMARCR	863918-6	1281 ,1286 ,1289 ,1290 ,1291
FRECCIA	R6447/SNT	855167-5	1516 ,1517 ,1542
FRECCIA	R6448/BMARNT	865168-5	1516 ,1517 ,1542
FRECCIA	R6449/SCR	855154-6	1526 ,1527 ,1542 ,1543
FRECCIA	R6450BMCR	865157-6	1526 to 1527
FRECCIA	R6451/S	855083-4 855099-4	106 ,107 ,118 ,119 ,120 ,121 ,125 ,140 ,1332 ,1664 ,1665 ,1666 ,1667 ,1668 ,1675 ,1676 ,1679 ,1680 ,1681 ,1697 ,1699

# Cross Reference



Cross- Manu.	Reference-No.	SM-No.	On Page
FRECCIA	R6451/S	855083-4 855099-4	106 ,107 ,118 ,119 ,120 ,121 ,125 ,140 ,1332 ,1664 ,1665 ,1666 ,1667 ,1668 ,1675 ,1676 ,1679 ,1680 ,1681 ,1697 ,1699
FRECCIA	R6452/S	850273-3	96 ,1315 ,1365 ,1366 ,1633 ,1636 ,1638 ,1639
FRECCIA	R6453/SCR	850281-4	99 ,137 ,1367 ,1643
FRECCIA	R6454/BMARCR	860282-4	99 ,137 ,1367 ,1643
FRECCIA	R6459/S	850790-4	32 ,205 ,206 ,210 ,211
FRECCIA	R6462/SCR	851405-4	243 ,330
FRECCIA	R6463/RCR	861406-4	243 ,330
FRECCIA	R6468/SNT	852816-8	698
FRECCIA	R6469RNT	862817-8	698
FRECCIA	R6470/SCR	851217-4	882 ,974
FRECCIA	R6473/SCR	851073-3	560 ,884 ,995 ,1387
FRECCIA	R6474RCR	861074-3	560 ,884
FRECCIA	R6482/SNT	858705-4	993
FRECCIA	R6483/RNT	868706-4	993
FRECCIA	R6488/SCR	851313-6	344 ,345 ,572 ,1390 ,1391
FRECCIA	R6489BMCR	861314-6	344 ,345 ,572 ,1390 ,1391
FRECCIA	R6492/BMCR	853128-6	687 ,767 ,768 ,769 ,770 ,772 ,773 ,776 ,777 ,1009 ,1010 ,1440 ,1718
FRECCIA	R6496/SCR	851073-3	560 ,884 ,995 ,1387
FRECCIA	R6500/SCR	852031-4	7 ,10 ,311 ,336 ,341 ,387 ,530 ,572 ,643 ,645 ,664 ,1390 ,1422 ,1486 ,1690 ,1691
FRECCIA	R6501/BMCR	862032-4	7 ,10 ,311 ,336 ,341 ,387 ,530 ,572 ,643 ,645 ,664 ,1390 ,1422 ,1486 ,1690 ,1691
FRECCIA	R6514/S	850225-6	126 ,127 ,141 ,1153 ,1685 ,1705
FRECCIA	R6515/BMAR	860226-6	126 ,127 ,141 ,1685 ,1705
FRECCIA	R6526SCR	851578-6	360 ,369 ,1528 ,1543
FRECCIA	R6527SCR	851578-6	360 ,369 ,1528 ,1543
FRECCIA	R6528/S	850239-4	111 ,1651
FRECCIA	R6529R	860242-4	111 ,1647 ,1651
FRECCIA	R6548	851403-4	248 ,331 ,1076 ,1477 ,1478
FRECCIA	R6548/SCR	851403-4	248 ,331 ,1076 ,1477 ,1478
FRECCIA	R6549	861404-4	248 ,331 ,1076 ,1477 ,1478
FRECCIA	R6564/S	850205-4	103 ,112 ,113 ,114 ,118 ,127 ,138 ,1319 ,1324 ,1329 ,1330 ,1368 ,1373 ,1374 ,1375 ,1376 ,1646 ,1655 ,1662 ,1663 ,1671 ,1672 ,1673 ,1683 ,1685
FRECCIA	R6565/BM	860206-4	103 ,112 ,113 ,114 ,127 ,1319 ,1324 ,1329 ,1330 ,1368 ,1373 ,1374 ,1375 ,1376 ,1646 ,1662 ,1663 ,1671 ,1672 ,1673 ,1683 ,1685
FRECCIA	R6566/SNT	852417-4	614 ,679 ,684
FRECCIA	R6567/RNT	862418-4	375 ,614 ,679 ,684
FRECCIA	R6568/SNT	852411-4	612 ,678
FRECCIA	R6569/RNT	862412-4	612 ,678
FRECCIA	R6570/SNT	852415-4	612 ,613 ,614 ,679 ,680
FRECCIA	R6571/RNT	862416-4	612 ,613 ,614 ,679 ,680
FRECCIA	R6574/S	853809-4	1029 ,1077 ,1078 ,1079 ,1236 ,1237 ,1238 ,1478 ,1479 ,1480
FRECCIA	R6575/BM	863810-4	1029 ,1077 ,1078 ,1079 ,1236 ,1237 ,1238 ,1478 ,1479 ,1480
FRECCIA	R6575BM	863810-4	1029 ,1077 ,1078 ,1079 ,1236 ,1237 ,1238 ,1478 ,1479 ,1480
FRECCIA	R6576/BMCR	853140-6	387 ,750 ,751 ,752 ,756 ,1006 ,1439 ,1691 ,1718
FRECCIA	R6578/BMCR	853136-6	751 ,776 ,777 ,1011
FRECCIA	R6580/SCR	850247-4	109 ,112 ,122 ,123 ,124 ,130 ,131 ,137 ,140 ,141 ,690 ,1154 ,1324 ,1331 ,1333 ,1372 ,1376 ,1377 ,1378 ,1382 ,1655 ,1678 ,1680 ,1683 ,1687 ,1698 ,1699 ,1700 ,1707
FRECCIA	R6582SCR	851315-6	345
FRECCIA	R6583/SCR	851319-6	342 ,572 ,1390 ,1439 ,1486
FRECCIA	R6584	861320-6	342 ,572 ,1390 ,1439 ,1486
FRECCIA	R6587/BMCR	855159-2	1243 ,1250 ,1536 ,1537 ,1546
FRECCIA	R6588/BMCR	865160-2	1243 ,1250 ,1536 ,1546
FRECCIA	R6620/SCR	850741-4	31 ,202 ,206 ,988
FRECCIA	R6621RCR	860742-4	31 ,202 ,206 ,988
FRECCIA	R6628/BMARCR	853141-6	776 ,778 ,779 ,780 ,1441 ,1718
FRECCIA	R6630/SCR	851215-4	882 ,974
FRECCIA	R6631BMARCR	861216-4	882 ,974
FRECCIA	R6636/SCR	852011-4	20 ,240 ,258 ,425 ,505 ,507 ,519 ,553 ,706 ,784 ,787 ,1064 ,1119 ,1407 ,1411 ,1422 ,1466
FRECCIA	R6640/BMCR	862096-4	20 ,240 ,258 ,425 ,706 ,1064 ,1119 ,1466





# Cross Reference

Cross- Manu.	Reference-No.	SM-No.	On Page
FRECCIA	R6640/BMCR	862096-4	20 ,240 ,258 ,425 ,706 ,1064 ,1119 ,1466
FRECCIA	R6649/BMCR	853132-6	757 ,758 ,760 ,761 ,765 ,776 ,778
FRECCIA	R6663/S	851113-4	291 ,292 ,383 ,987 ,1124 ,1125
FRECCIA	R6664/RRCR	861138-4	199 ,215 ,291 ,292 ,383 ,384 ,987 ,1124 ,1125
FRECCIA	R6690/S	850279-4	103 ,104 ,112 ,1319 ,1322 ,1323 ,1324 ,1368 ,1370 ,1371 ,1646 ,1649 ,1652
FRECCIA	R6691R	860280-4	103 ,112 ,1153 ,1319 ,1322 ,1323 ,1324 ,1368 ,1370 ,1371 ,1646 ,1649 ,1652 ,1685
FRECCIA	R6696/BMCR	853921-6	1289 ,1290 ,1291 ,1441
FRECCIA	R6697/BMARCR	863922-6	1289 ,1290 ,1441
FRECCIA	R6702/SARCR	850251-6	128 ,132 ,1154 ,1379 ,1686 ,1689 ,1700
FRECCIA	R6703/SARCR	850249-6	128 ,132 ,1154 ,1379 ,1686 ,1689 ,1700
FRECCIA	R6704/BMARCR	860252-6	128 ,132 ,1154 ,1379 ,1686 ,1689 ,1700
FRECCIA	R6705/BMARCR	860250-6	128 ,132 ,1154 ,1379 ,1686 ,1689 ,1700
FRECCIA	R6712/S	851109-4	291 ,292 ,383 ,987 ,1124 ,1125
FRECCIA	R6713SCR	853777-4	288 ,383 ,428 ,506 ,507 ,510 ,527 ,538 ,544 ,1067 ,1120 ,1121 ,1469 ,1512
FRECCIA	R6714RCR	863778-4	288 ,383 ,428 ,506 ,507 ,510 ,527 ,538 ,544 ,1067 ,1120 ,1121 ,1469 ,1512
FRECCIA	R6718/S	850209-4	94 ,1311 ,1363 ,1626
FRECCIA	R6719/RRCR	860210-4	94 ,1311 ,1363 ,1626
FRECCIA	R6725R	861110-4	291 ,987 ,1125
FRECCIA	R6726SCR	853777-4	288 ,383 ,428 ,506 ,507 ,510 ,527 ,538 ,544 ,1067 ,1120 ,1121 ,1469 ,1512
FRECCIA	R6727RCR	863778-4	288 ,383 ,428 ,506 ,507 ,510 ,527 ,538 ,544 ,1067 ,1120 ,1121 ,1469 ,1512
FRECCIA	R6730/S	850747-6	201 ,207
FRECCIA	R6731/BM	860748-6	201 ,215
FRECCIA	R6755/SCR	851211-4	560 ,659 ,885 ,978
FRECCIA	R6756/BMCR	861212-4	560 ,659 ,885 ,978
FRECCIA	R6759/BMCR	855163-6	360 ,361 ,369 ,370 ,1249 ,1528 ,1544
FRECCIA	R6760/BMCR	865164-6	360 ,361 ,369 ,370 ,1249 ,1528 ,1544
FRECCIA	R6761/SCR	853138-6	748 ,749 ,750 ,1006 ,1691 ,1718
FRECCIA	R6762/BMCR	863139-6	748 ,749 ,750 ,1006 ,1691 ,1718
FRECCIA	R6778S	855004-4	94 ,95 ,1312 ,1313 ,1316 ,1363 ,1364 ,1365 ,1366 ,1627 ,1628 ,1636
FRECCIA	R67971S	853873-4	430 ,641 ,880 ,993 ,1027 ,1028 ,1073 ,1074 ,1232 ,1475 ,1476
FRECCIA	R6798	863874-4	430 ,880 ,1028 ,1073 ,1232 ,1475
FRECCIA	R6799/SNT	853879-4	321 ,879 ,1025 ,1223 ,1387
FRECCIA	R6800/RRCR	863880-4	321 ,322 ,623 ,697 ,879 ,1025 ,1027 ,1028 ,1076 ,1222 ,1223 ,1224 ,1226 ,1233 ,1387 ,1477
FRECCIA	R6805S	853775-6	289 ,383 ,1066 ,1122 ,1469
FRECCIA	R6806RNT	863776-6	289 ,383 ,1066 ,1122 ,1469
FRECCIA	R6815/SARCR	855161-2	1537
FRECCIA	R6816/BMARCR	865162-2	1537 ,1546 ,1547
FRECCIA	R6837/S	855019-4	94 ,1312 ,1363 ,1627 ,1695 ,1705
FRECCIA	R6838/RRCR	865020-4	94 ,1312 ,1363 ,1627 ,1695 ,1705
FRECCIA	R6839S	855021-4	94 ,95 ,114 ,123 ,137 ,314 ,1312 ,1313 ,1330 ,1363 ,1364 ,1374 ,1376 ,1627 ,1628 ,1663 ,1672 ,1678 ,1705
FRECCIA	R6840RCR	865022-4	94 ,95 ,123 ,137 ,1312 ,1313 ,1363 ,1364 ,1627 ,1628 ,1678 ,1705
FRECCIA	R6933/BMARCR	863870-2	1242 ,1249 ,1533 ,1544 ,1545
FRECCIA	R6936/SCR	853785-6	289 ,307 ,383 ,1067 ,1121 ,1469
FRECCIA	R6937/BMAR	863786-6	289 ,307 ,383 ,1067 ,1121 ,1469
FRECCIA	R6988/SCR	852129-4	522 ,546 ,554
FRECCIA	R6989/RRCR	862130-4	522 ,546 ,554
FRECCIA	R6992/S	855025-4	115 ,746 ,1373 ,1672 ,1673
FRECCIA	R6993/BM	865026-4	115 ,746 ,1373 ,1672 ,1673
FRECCIA	R6994/S	855049-4	125 ,314 ,1333 ,1377 ,1684
FRECCIA	R6995/BMCR	865050-4	125 ,314 ,1333 ,1377 ,1684
FRECCIA	R7034/BMARCR	865062-4	96 ,1313 ,1316 ,1365 ,1366 ,1382 ,1628 ,1638 ,1695 ,1705
FRECCIA	R8017/SCR	853783-4	291 ,383 ,1067 ,1122 ,1431 ,1469
FRECCIA	R8022/RRCR	863784-4	291 ,383 ,1067 ,1122 ,1431 ,1469
FRECCIA	RA06946	970227-8	99 ,103 ,112 ,113 ,114 ,124 ,126 ,127 ,130 ,132 ,141 ,746 ,1153 ,1319 ,1322 ,1323 ,1324 ,1329 ,1330 ,1366 ,1367 ,1368 ,1370 ,1371 ,1373 ,1374 ,1375 ,1376 ,1642 ,1643 ,1649 ,1652 ,1662 ,1663 ,1671 ,1672 ,1673 ,1685

# Cross Reference



Cross- Manu.	Reference-No.	SM-No.	On Page
GOETZE	21-26235-23/0	903103-1	757 ,758 ,759 ,760 ,761 ,762 ,763 ,764 ,765 ,766 ,767 ,768 ,769 ,770 ,771 ,772 ,773 ,774 ,775 ,776 ,777 ,778 ,1440
GOETZE	21-26839-21/0	903903-1	1280 ,1283 ,1284 ,1285 ,1287 ,1288
GOETZE	21-30172-00/0	901009-1	966 ,967 ,968 ,969 ,1012 ,1341 ,1342
GOETZE	24-306122-50	911005-8	26 ,156 ,259 ,376 ,387 ,660 ,932 ,933 ,934 ,935 ,936 ,937 ,938 ,939 ,940 ,941 ,1082 ,1250 ,1338 ,1482 ,1522 ,1523 ,1524 ,1526 ,1527 ,1528 ,1529 ,1535 ,1536 ,1542 ,1543 ,1544 ,1545 ,1546
GOETZE	30-020838-10	901012-1	949 to 950
GOETZE	30-020838-30	901012-1	949 to 950
GOETZE	30-023685-20	900715-1	202 ,209
GOETZE	30-023685-30	900715-1	202 ,209
GOETZE	30-024065-10	901004-1	901 to 902
GOETZE	30-024160-00	905105-1	1525 to 1527
GOETZE	30-024165-10	905103-1	1533 to 1534
GOETZE	30-024166-10	905101-1	1529 ,1530 ,1532
GOETZE	30-024813-20	905005-1	95 ,509 ,1314 ,1315 ,1629 ,1630 ,1631 ,1632
GOETZE	30-024850-30	905004-1	97 ,98 ,322 ,1634 ,1641 ,1695
GOETZE	30-024941-30	901001-1	752 ,756 ,942 ,943 ,944 ,945 ,946 ,947 ,948 ,951 ,952 ,953 ,954 ,955 ,956 ,957 ,962 ,963 ,964 ,965 ,1007 ,1009 ,1011 ,1012 ,1338 ,1339
GOETZE	30-025093-10	901005-1	627 ,907 ,908 ,909 ,910 ,911 ,913 ,922 ,923 ,925 ,926 ,927 ,929 ,930 ,932 ,1422 ,1433
GOETZE	30-025093-20	901005-1	627 ,907 ,908 ,909 ,910 ,911 ,913 ,922 ,923 ,925 ,926 ,927 ,929 ,930 ,932 ,1422 ,1433
GOETZE	30-025241-10	905004-1	97 ,98 ,322 ,1634 ,1641 ,1695
GOETZE	30-025262-10	905102-1	1529 ,1531 ,1532 ,1533
GOETZE	30-026232-30	905003-1	97 ,98 ,322 ,1431 ,1634 ,1635 ,1636 ,1637 ,1638 ,1641 ,1695
GOETZE	30-026235-30	901001-1 901002-1 903101-1	752 ,756 ,942 ,943 ,944 ,945 ,946 ,947 ,948 ,951 ,952 ,953 ,954 ,955 ,956 ,957 ,962 ,963 ,964 ,965 ,1007 ,1009 ,1011 ,1012 ,1338 ,1339
GOETZE	30-026270-20	901014-1	334 ,897 ,899 ,1396 ,1397 ,1398
GOETZE	30-026578-10	903803-1	784 ,1228 ,1229 ,1230 ,1231 ,1232 ,1413
GOETZE	30-026807-30	905002-1	106 ,107 ,113 ,115 ,116 ,117 ,118 ,119 ,120 ,139 ,518 ,553 ,597 ,1028 ,1325 ,1326 ,1330 ,1331 ,1656 ,1657 ,1658 ,1659 ,1660 ,1661 ,1663 ,1664 ,1665 ,1666 ,1673 ,1674 ,1675 ,1676 ,1677 ,1696 ,1697 ,1706
GOETZE	30-026807-40	905002-1	106 ,107 ,113 ,115 ,116 ,117 ,118 ,119 ,120 ,139 ,518 ,553 ,597 ,1028 ,1325 ,1326 ,1330 ,1331 ,1656 ,1657 ,1658 ,1659 ,1660 ,1661 ,1663 ,1664 ,1665 ,1666 ,1673 ,1674 ,1675 ,1676 ,1677 ,1696 ,1697 ,1706
GOETZE	30-026839-10	903901-1	1280 ,1283 ,1284 ,1285 ,1287 ,1288 ,1289
GOETZE	30-027106-20	901016-1	887
GOETZE	30-027216-20	901015-1	888 ,897
GOETZE	30-027217-20	901013-1	334 ,896 ,899 ,1396 ,1397 ,1398
GOETZE	30-027604-00	905106-1	1525 to 1528
GOETZE	30-027615-10	905104-1	1533 to 1534
GOETZE	30-028035-00	903902-1	1008 ,1279 ,1280 ,1281 ,1282 ,1283 ,1285 ,1286 ,1287 ,1289
GOETZE	30-028479-00	903715-1	295 ,296 ,297 ,436 ,437 ,698 ,1128 ,1129 ,1130 ,1256 ,1413 ,1414 ,1418
GOETZE	30-028547-00	905024-1	99 ,100 ,1317 ,1320 ,1369 ,1643 ,1644 ,1646 ,1649 ,1650 ,1651
GOETZE	30-028688-00	905008-1	100 ,101 ,102 ,514 ,515 ,1317 ,1318 ,1319 ,1320 ,1321 ,1369 ,1644 ,1645 ,1646 ,1647 ,1650
GOETZE	30-028700-00	901007-1	966 ,967 ,968 ,969 ,1012 ,1341 ,1342
GOETZE	30-028917-00	905007-1	100 ,101 ,1320 ,1321 ,1367 ,1369 ,1370 ,1644 ,1645 ,1647 ,1648 ,1651 ,1652 ,1695 ,1696 ,1705
GOETZE	30-028925-00	905009-1	108 ,112 ,113 ,1324 ,1325 ,1329 ,1372 ,1373 ,1655 ,1662 ,1667
GOETZE	30-029018-00	903805-1	323 ,324 ,784 ,993 ,1073 ,1074 ,1227 ,1228 ,1229 ,1230 ,1231 ,1232 ,1413 ,1475 ,1514
GOETZE	30-029462-00	905009-1	108 ,112 ,113 ,1324 ,1325 ,1329 ,1372 ,1373 ,1655 ,1662 ,1667
GOETZE	30-029696-00	901035-1	149 ,560 ,660 ,891 ,893
GOETZE	30-030171-00	901023-1	351 ,948 ,958 ,959 ,960 ,961 ,962 ,1339 ,1340 ,1341
GOETZE	30-030314-00	905116-1	1250 ,1535 ,1536
GOETZE	50-305260-00	911002-8	105 ,106 ,120 ,128 ,132 ,156 ,157 ,334 ,335 ,351 ,387 ,560 ,652 ,664 ,687 ,750 ,751 ,752 ,756 ,757 ,758 ,760 ,767 ,768 ,770 ,772 ,773 ,775 ,776 ,777 ,781 ,887 ,888 ,889 ,891 ,894 ,896 ,897 ,898 ,899 ,903 ,906 ,948 ,958 ,959 ,960 ,961 ,962 ,966 ,967 ,968 ,969 ,996 ,1006 ,1009 ,1010 ,1011 ,1012 ,1155 ,1339 ,1340 ,1341 ,1342 ,1345 ,1396 ,1397 ,1398 ,1439 ,1440 ,1689 ,1691 ,1718



# Cross Reference

Cross- Manu.	Reference-No.	SM-No.	On Page
GOETZE	50-305260-00	911002-8	105,106,120,128,132,156,157,334,335,351,387,560,652,664,687,750,751,752,756,757,758,760,767,768,770,772,773,775,776,777,781,887,888,889,891,894,896,897,898,899,903,906,948,958,959,960,961,962,966,967,968,969,996,1006,1009,1010,1011,1012,1155,1339,1340,1341,1342,1345,1396,1397,1398,1439,1440,1689,1691,1718
GOETZE	50-305900-50	913501-8	152,240,241,242,243,244,245,246,247,249,250,251,252,254,329,330,332,333,431,589,590,592,593,626,627,698,1029,1064,1066,1067,1068,1069,1070,1071,1075,1078,1079,1080,1082,1411,1412,1467,1468,1469,1470,1471,1472,1473,1474,1479,1480,1481,1483
GOETZE	50-305944-50	911001-8	620,889,891,901,902,1087,1088,1152,1334
GOETZE	50-306025-00	913502-8	106,153,253,528,529,554,723,901,1074,1077,1078,1081,1257,1475,1478,1479
GOETZE	50-306122-50	911005-8	26,156,259,376,387,660,932,933,934,935,936,937,938,939,940,941,1082,1250,1338,1482,1522,1523,1524,1526,1527,1528,1529,1535,1536,1542,1543,1544,1545,1546
GOETZE	50-306147-50	915097-8	32,94,96,99,103,104,106,108,109,110,111,112,113,114,121,122,123,124,125,126,127,128,129,130,131,132,137,138,139,140,141,142,143,146,199,200,203,204,205,207,208,209,210,211,212,215,216,241,243,245,246,247,248,249,250,251,252,253,258,259,291,292,293,301,302,303,307,308,314,322,330,331,332,333,334,375,376,380,430,431,443,446,518,521,560,569,575,589,590,591,592,593,594,597,623,626,659,660,661,690,714,716,717,721,722,723,732,735,879,880,881,882,883,884,885,886,887,889,890,891,892,898,903,904,932,936,974,975,978,993,994,995,1026,1027,1028,1030,1068,1069,1070,1072,1073,1074,1075,1077,1079,1080,1081,1121,1125,1126,1133,1134,1135,1136,1152,1153,1154,1155,1156,1158,1159,1160,1161,1225,1226,1232,1235,1238,1239,1255,1264,1265,1311,1315,1316,1319,1322,1323,1324,1325,1327,1328,1329,1330,1331,1332,1333,1334,1363,1365,1366,1367,1368,1370,1371,1372,1373,1374,1375,1376,1377,1378,1379,1382,1386,1387,1396,1407,1412,1418,1470,1471,1472,1473,1474,1475,1476,1477,1478,1479,1480,1481,1482,1517,1521,1626,1633,1636,1638,1639,1642,1643,1646,1649,1652,1653,1654,1655,1658,1661,1662,1663,1667,1668,1669,1670,1671,1672,1673,1678,1679,1680,1682,1683,1684,1685,1686,1687,1689,1695,1696,1697,1698,1699,1700,1705,1707,1708
GOETZE	50-306667-70	911003-8 911004-8	260,376,377,661,883,894,895,896,899,904,905,1398
GOETZE	50-306670-50	912801-8	94,95,96,97,98,99,100,104,105,106,107,108,113,115,116,117,118,119,120,121,125,126,138,139,140,202,209,210,211,322,425,428,429,430,431,433,434,438,439,441,443,512,514,518,519,521,552,553,554,591,597,696,697,708,709,712,1028,1076,1264,1314,1315,1316,1317,1319,1320,1323,1325,1326,1330,1331,1332,1334,1369,1413,1477,1513,1517,1626,1629,1630,1631,1632,1633,1634,1635,1636,1637,1638,1639,1640,1641,1642,1643,1644,1646,1647,1649,1650,1653,1654,1656,1657,1658,1659,1660,1661,1663,1664,1665,1666,1667,1668,1669,1671,1673,1674,1675,1676,1677,1678,1680,1684,1695,1696,1697,1706,1714,1715
GOETZE	50-306767-50	915001-8	22,23,24,25,26,27,96,99,100,101,102,103,104,107,108,110,111,118,119,120,121,122,128,129,138,140,142,199,200,202,203,204,206,207,208,210,211,212,286,287,289,290,292,293,295,302,303,304,307,321,323,341,424,425,426,427,428,430,431,432,433,435,439,443,444,514,515,516,518,519,530,553,563,623,659,697,706,707,708,709,710,712,713,715,716,717,732,735,784,881,993,994,1025,1026,1027,1073,1119,1120,1121,1123,1124,1125,1126,1128,1130,1136,1137,1158,1159,1161,1224,1225,1227,1232,1233,1235,1236,1238,1239,1255,1266,1267,1311,1312,1313,1314,1315,1317,1318,1319,1320,1321,1322,1323,1325,1326,1327,1328,1331,1332,1333,1334,1363,1365,1367,1368,1369,1370,1371,1372,1374,1377,1378,1382,1413,1475,1514,1523,1524,1626,1627,1629,1630,1631,1632,1633,1635,1637,1638,1643,1644,1645,1646,1647,1648,1649,1650,1651,1652,1654,1660,1661,1663,1664,1665,1666,1667,1668,1669,1670,1671,1676,1677,1678,1679,1680,1681,1682,1683,1695,1696,1697,1698,1699,1700,1705,1706,1707,1708,1714
GOETZE	50-307067-50	913901-6	10,343,726,1279,1281,1289,1290,1291,1441,1486,1537,1546
GOETZE	50-307253-70	913582-8	243,244,245,329,330,331,590
GOETZE	50-319312-00	911010-8	752,756,757,771,772,773,777,778,779,781,942,943,944,945,946,947,948,951,952,953,954,955,956,957,962,963,964,965,1007,1009,1011,1012,1338,1339,1440,1441,1718
GOETZE	50-319479-00	915101-8	521,522,539,545,546,1515,1516,1518,1519,1520,1521
GOETZE	59-306374-50	911002-8	105,106,120,128,132,156,157,334,335,351,387,560,652,664,687,750,751,752,756,757,758,760,767,768,770,772,773,775,776,777,781,887,888,889,891,894,896,897,898,899,903,906,948,958,959,960,961,962,966,967,968,969,996,1006,1009,1010,1011,1012,1155,1339,1340,1341,1342,1345,1396,1397,1398,1439,1440,1689,1691,1718
GOETZE	90-033413-00	850229-4	108,109,110,121,122,137,138,139,140,141,1327,1329,1373,1374,1377,1662,1667,1668,1669,1678,1697,1698,1707
GOETZE	90-331123-00	850241-4	101,102,103,110,659,994,1318,1321,1322,1323,1324,1328,1367,1368,1370,1371,1372,1374,1645,1646,1647,1648,1651,1652,1654,1655,1669,1670,1671,1698,1706

# Cross Reference



Cross- Manu.	Reference-No.	SM-No.	On Page
GOETZE	90-331123-00	850241-4	101 ,102 ,103 ,110 ,659 ,994 ,1318 ,1321 ,1322 ,1323 ,1324 ,1328 ,1367 ,1368 ,1370 ,1371 ,1372 ,1374 ,1645 ,1646 ,1647 ,1648 ,1651 ,1652 ,1654 ,1655 ,1669 ,1670 ,1671 ,1698 ,1706
GOETZE	90-331125-00	850247-4	109 ,112 ,122 ,123 ,124 ,130 ,131 ,137 ,140 ,141 ,690 ,1154 ,1324 ,1331 ,1333 ,1372 ,1376 ,1377 ,1378 ,1382 ,1655 ,1678 ,1680 ,1683 ,1687 ,1698 ,1699 ,1700 ,1707
GOETZE	91-331157-00	865020-4	94 ,1312 ,1363 ,1627 ,1695 ,1705
GOETZE	91-511014-00	863804-4	993 ,1027 ,1073 ,1232 ,1475 ,1514
INA	42000110	971001-6	334 ,887 ,888 ,889 ,896 ,897 ,898 ,899 ,1397 ,1398
INA	42000110	974001-8	22 ,23 ,24 ,429 ,431 ,432 ,435 ,443 ,709 ,710 ,712 ,715 ,716 ,1225 ,1233 ,1235 ,1236 ,1265 ,1266 ,1267
INA	420001410	973501-8	152 ,153 ,242 ,243 ,244 ,246 ,249 ,250 ,329 ,331 ,332 ,333 ,589 ,590 ,592 ,593 ,626 ,713 ,1064 ,1066 ,1067 ,1068 ,1069 ,1070 ,1071 ,1073 ,1074 ,1076 ,1077 ,1078 ,1079 ,1080 ,1082 ,1412 ,1467 ,1468 ,1469 ,1470 ,1471 ,1472 ,1474 ,1475 ,1477 ,1478 ,1479 ,1480 ,1483
INA	420001510	972102-8	253 ,508 ,510 ,511 ,512 ,516 ,552
INA	420001910	970701-8	203 ,206 ,207 ,208
INA	420002210	975001-8	96 ,97 ,98 ,99 ,100 ,101 ,102 ,104 ,105 ,106 ,107 ,108 ,115 ,116 ,117 ,118 ,119 ,120 ,121 ,125 ,126 ,128 ,129 ,138 ,140 ,514 ,515 ,518 ,569 ,881 ,996 ,1313 ,1314 ,1315 ,1317 ,1318 ,1319 ,1320 ,1321 ,1325 ,1326 ,1327 ,1331 ,1332 ,1334 ,1367 ,1369 ,1370 ,1513 ,1517 ,1629 ,1630 ,1631 ,1632 ,1633 ,1634 ,1635 ,1636 ,1637 ,1639 ,1640 ,1641 ,1643 ,1644 ,1645 ,1646 ,1647 ,1649 ,1650 ,1656 ,1657 ,1658 ,1659 ,1660 ,1661 ,1663 ,1664 ,1665 ,1666 ,1668 ,1669 ,1671 ,1673 ,1674 ,1675 ,1676 ,1677 ,1678 ,1679 ,1680 ,1681 ,1695 ,1706
INA	420002510	974001-8	22 ,23 ,24 ,429 ,431 ,432 ,435 ,443 ,709 ,710 ,712 ,715 ,716 ,1225 ,1233 ,1235 ,1236 ,1265 ,1266 ,1267
INA	420002710	973715-8	299 ,302 ,304 ,341 ,440 ,715 ,1132 ,1135 ,1137 ,1238
INA	420003410	972103-8	427 ,511 ,512 ,517 ,521 ,523 ,525 ,552
INA	420004110	970702-8	199 ,200 ,203 ,204 ,721 ,1074 ,1476
INA	420004310	975002-8	100 ,101 ,102 ,107 ,108 ,120 ,121 ,125 ,138 ,140 ,515 ,518 ,520 ,1311 ,1312 ,1314 ,1315 ,1317 ,1318 ,1319 ,1320 ,1321 ,1325 ,1326 ,1327 ,1331 ,1332 ,1333 ,1364 ,1365 ,1367 ,1369 ,1370 ,1374 ,1377 ,1382 ,1513 ,1626 ,1627 ,1629 ,1630 ,1633 ,1635 ,1637 ,1643 ,1644 ,1645 ,1646 ,1647 ,1648 ,1649 ,1660 ,1661 ,1664 ,1665 ,1666 ,1667 ,1668 ,1676 ,1679 ,1680 ,1681 ,1682 ,1695 ,1696 ,1698 ,1699 ,1700 ,1706 ,1707
INA	420004610	975011-8	108 ,109 ,110 ,112 ,121 ,122 ,126 ,137 ,138 ,139 ,140 ,141 ,1327 ,1328 ,1329 ,1373 ,1374 ,1377 ,1667 ,1668 ,1678 ,1707
INA	420004910	971002-8	200 ,204 ,212 ,887 ,891 ,892 ,893 ,894 ,1154 ,1155 ,1266
INA	420005010	974001-8	22 ,23 ,24 ,429 ,431 ,432 ,435 ,443 ,709 ,710 ,712 ,715 ,716 ,1225 ,1233 ,1235 ,1236 ,1265 ,1266 ,1267
INA	420006010	974001-8	22 ,23 ,24 ,429 ,431 ,432 ,435 ,443 ,709 ,710 ,712 ,715 ,716 ,1225 ,1233 ,1235 ,1236 ,1265 ,1266 ,1267
INA	420006410	972101-8	526 ,529 ,547
INA	420007210	973506-8	122 ,240 ,241 ,242 ,250 ,287 ,298 ,301 ,441 ,507 ,518 ,589 ,793 ,917 ,1065 ,1131 ,1133 ,1134 ,1328 ,1412 ,1415 ,1467 ,1468 ,1661 ,1662
INA	420008110	973801-8	21 ,22 ,24 ,259 ,286 ,287 ,288 ,290 ,294 ,298 ,300 ,301 ,334 ,383 ,429 ,431 ,432 ,435 ,436 ,440 ,441 ,505 ,506 ,507 ,509 ,510 ,527 ,597 ,612 ,655 ,659 ,678 ,684 ,709 ,711 ,712 ,714 ,721 ,722 ,732 ,793 ,880 ,883 ,884 ,887 ,892 ,903 ,904 ,932 ,974 ,975 ,978 ,987 ,995 ,1028 ,1029 ,1067 ,1077 ,1078 ,1119 ,1120 ,1121 ,1122 ,1127 ,1131 ,1133 ,1134 ,1236 ,1237 ,1386 ,1387 ,1396 ,1412 ,1413 ,1414 ,1415 ,1431 ,1469 ,1478 ,1479 ,1512
INA	420008210	973506-8	122 ,240 ,241 ,242 ,250 ,287 ,298 ,301 ,441 ,507 ,518 ,589 ,793 ,917 ,1065 ,1131 ,1133 ,1134 ,1328 ,1412 ,1415 ,1467 ,1468 ,1661 ,1662
INA	420008610	973801-8	21 ,22 ,24 ,259 ,286 ,287 ,288 ,290 ,294 ,298 ,300 ,301 ,334 ,383 ,429 ,431 ,432 ,435 ,436 ,440 ,441 ,505 ,506 ,507 ,509 ,510 ,527 ,597 ,612 ,655 ,659 ,678 ,684 ,709 ,711 ,712 ,714 ,721 ,722 ,732 ,793 ,880 ,883 ,884 ,887 ,892 ,903 ,904 ,932 ,974 ,975 ,978 ,987 ,995 ,1028 ,1029 ,1067 ,1077 ,1078 ,1119 ,1120 ,1121 ,1122 ,1127 ,1131 ,1133 ,1134 ,1236 ,1237 ,1386 ,1387 ,1396 ,1412 ,1413 ,1414 ,1415 ,1431 ,1469 ,1478 ,1479 ,1512
INA	420009910	973802-8	322 ,323 ,735 ,1027 ,1028 ,1076 ,1226 ,1227 ,1233 ,1234 ,1235 ,1236 ,1477
INA	420010210	975003-8	96 ,101 ,102 ,103 ,110 ,111 ,515 ,516 ,1318 ,1321 ,1322 ,1323 ,1328 ,1367 ,1368 ,1369 ,1370 ,1371 ,1372 ,1374 ,1633 ,1638 ,1645 ,1646 ,1647 ,1648 ,1651 ,1652 ,1654 ,1655 ,1666 ,1668 ,1669 ,1670 ,1671 ,1696
INA	420010410	971002-8	200 ,204 ,212 ,887 ,891 ,892 ,893 ,894 ,1154 ,1155 ,1266
INA	420011810	973502-8	243 ,244 ,245 ,246 ,247 ,248 ,249 ,250 ,251 ,252 ,253 ,329 ,330 ,331 ,332 ,334 ,589 ,590 ,591 ,592 ,593 ,594 ,626 ,698 ,1068 ,1070 ,1071 ,1072 ,1073 ,1074 ,1075 ,1077 ,1079 ,1080 ,1081 ,1264 ,1265 ,1414 ,1470 ,1471 ,1472 ,1473 ,1474 ,1476 ,1477 ,1478 ,1479 ,1480 ,1481 ,1482



# Cross Reference

Cross- Manu.	Reference-No.	SM-No.	On Page
INA	420011810	973502-8	243 ,244 ,245 ,246 ,247 ,248 ,249 ,250 ,251 ,252 ,253 ,329 ,330 ,331 ,332 ,334 ,589 ,590 ,591 ,592 ,593 ,594 ,626 ,698 ,1068 ,1070 ,1071 ,1072 ,1073 ,1074 ,1075 ,1077 ,1079 ,1080 ,1081 ,1264 ,1265 ,1414 ,1470 ,1471 ,1472 ,1473 ,1474 ,1476 ,1477 ,1478 ,1479 ,1480 ,1481 ,1482
INA	420011910	973801-8	21 ,22 ,24 ,259 ,286 ,287 ,288 ,290 ,294 ,298 ,300 ,301 ,334 ,383 ,429 ,431 ,432 ,435 ,436 ,440 ,441 ,505 ,506 ,507 ,509 ,510 ,527 ,597 ,612 ,655 ,659 ,678 ,684 ,709 ,711 ,712 ,714 ,721 ,722 ,732 ,793 ,880 ,883 ,884 ,887 ,892 ,903 ,904 ,932 ,974 ,975 ,978 ,987 ,995 ,1028 ,1029 ,1067 ,1077 ,1078 ,1119 ,1120 ,1121 ,1122 ,1127 ,1131 ,1133 ,1134 ,1236 ,1237 ,1386 ,1387 ,1396 ,1412 ,1413 ,1414 ,1415 ,1431 ,1469 ,1478 ,1479 ,1512
INA	420016810	973701-8	31 ,199 ,201 ,202 ,204 ,206 ,288 ,428 ,509 ,510 ,513 ,514 ,544 ,612 ,613 ,614 ,615 ,616 ,679 ,680 ,681 ,721 ,793 ,794 ,881 ,981 ,987 ,988 ,1074 ,1122 ,1256 ,1396 ,1412 ,1476 ,1512 ,1516 ,1521
INA	420018210	973701-8	31 ,199 ,201 ,202 ,204 ,206 ,288 ,428 ,509 ,510 ,513 ,514 ,544 ,612 ,613 ,614 ,615 ,616 ,679 ,680 ,681 ,721 ,793 ,794 ,881 ,981 ,987 ,988 ,1074 ,1122 ,1256 ,1396 ,1412 ,1476 ,1512 ,1516 ,1521
INA	420020110	972401-8	505 ,525 ,530 ,544 ,545 ,612 ,613 ,614 ,615 ,616 ,627 ,678 ,679 ,680 ,684 ,793 ,794 ,796 ,1082 ,1407 ,1483
INA	420020810	974001-8	22 ,23 ,24 ,429 ,431 ,432 ,435 ,443 ,709 ,710 ,712 ,715 ,716 ,1225 ,1233 ,1235 ,1236 ,1265 ,1266 ,1267
INA	420020910	975003-8	96 ,101 ,102 ,103 ,110 ,111 ,515 ,516 ,1318 ,1321 ,1322 ,1323 ,1328 ,1367 ,1368 ,1369 ,1370 ,1371 ,1372 ,1374 ,1633 ,1638 ,1645 ,1646 ,1647 ,1648 ,1651 ,1652 ,1654 ,1655 ,1666 ,1668 ,1669 ,1670 ,1671 ,1696
INA	420021510	973502-8	243 ,244 ,245 ,246 ,247 ,248 ,249 ,250 ,251 ,252 ,253 ,329 ,330 ,331 ,332 ,334 ,589 ,590 ,591 ,592 ,593 ,594 ,626 ,698 ,1068 ,1070 ,1071 ,1072 ,1073 ,1074 ,1075 ,1077 ,1079 ,1080 ,1081 ,1264 ,1265 ,1414 ,1470 ,1471 ,1472 ,1473 ,1474 ,1476 ,1477 ,1478 ,1479 ,1480 ,1481 ,1482
INA	420022210	970227-8	99 ,103 ,112 ,113 ,114 ,124 ,126 ,127 ,130 ,132 ,141 ,746 ,1153 ,1319 ,1322 ,1323 ,1324 ,1329 ,1330 ,1366 ,1367 ,1368 ,1370 ,1371 ,1373 ,1374 ,1375 ,1376 ,1642 ,1643 ,1649 ,1652 ,1662 ,1663 ,1671 ,1672 ,1673 ,1685
INA	420022410	975013-8	106 ,109 ,111 ,112 ,113 ,122 ,123 ,124 ,126 ,128 ,130 ,131 ,132 ,137 ,141 ,142 ,143 ,507 ,793 ,1324 ,1325 ,1328 ,1331 ,1332 ,1333 ,1372 ,1373 ,1374 ,1376 ,1377 ,1382 ,1655 ,1662 ,1668 ,1678 ,1680 ,1682 ,1683 ,1687 ,1696 ,1698 ,1699 ,1707
INA	420022510	971011-8	659 ,885
INA	420023010	973701-8	31 ,199 ,201 ,202 ,204 ,206 ,288 ,428 ,509 ,510 ,513 ,514 ,544 ,612 ,613 ,614 ,615 ,616 ,679 ,680 ,681 ,721 ,793 ,794 ,881 ,981 ,987 ,988 ,1074 ,1122 ,1256 ,1396 ,1412 ,1476 ,1512 ,1516 ,1521
INA	421002410	971060-6	753 ,754 ,761
INA	421002510	971052-6	387 ,908 ,909 ,910 ,911 ,912 ,913 ,914 ,915 ,916 ,917 ,918 ,919 ,920 ,921 ,922 ,923 ,924 ,925 ,926 ,927 ,928 ,929 ,930 ,931 ,932
INA	421002610	973103-6	1008 to 1010
INA	423005510	973701-8	31 ,199 ,201 ,202 ,204 ,206 ,288 ,428 ,509 ,510 ,513 ,514 ,544 ,612 ,613 ,614 ,615 ,616 ,679 ,680 ,681 ,721 ,793 ,794 ,881 ,981 ,987 ,988 ,1074 ,1122 ,1256 ,1396 ,1412 ,1476 ,1512 ,1516 ,1521
INA	428000710	510701-1	203
INA	428001810	511001-1	895 ,905
INA	428002010	511005-1	888 ,897 ,899 ,1397 ,1398
INA	428002210	511002-1	887 ,896 ,899 ,1397 ,1398
INA	428004310	512101-1	514 ,518 ,522 ,526 ,527 ,528 ,529
INA	428004610	513507-1	152 ,329 ,1067 ,1069 ,1071 ,1469 ,1471
INA	428005410	513508-1	1073 ,1475
INA	428005810	513506-1	153 ,1073 ,1076 ,1475 ,1477
INA	428008110	511103-1	289 ,292 ,1026 ,1123 ,1124 ,1125 ,1255
INA	428008510	511104-1	293 ,294 ,295 ,296 ,297 ,433 ,434 ,436 ,437 ,614 ,698 ,1126 ,1127 ,1128 ,1129 ,1130 ,1131 ,1256 ,1413 ,1414 ,1418 ,1431
INA	428008610	513701-1	293 ,295 ,296 ,297 ,436 ,437 ,614 ,698 ,1126 ,1128 ,1129 ,1130 ,1131 ,1256 ,1413 ,1414 ,1418
INA	428010710	511105-1	250 ,298 ,301 ,441 ,714 ,1131 ,1133 ,1134 ,1415
INA	F34651007	973502-8	243 ,244 ,245 ,246 ,247 ,248 ,249 ,250 ,251 ,252 ,253 ,329 ,330 ,331 ,332 ,334 ,589 ,590 ,591 ,592 ,593 ,594 ,626 ,698 ,1068 ,1070 ,1071 ,1072 ,1073 ,1074 ,1075 ,1077 ,1079 ,1080 ,1081 ,1264 ,1265 ,1414 ,1470 ,1471 ,1472 ,1473 ,1474 ,1476 ,1477 ,1478 ,1479 ,1480 ,1481 ,1482
INA	F3465101	973502-8	243 ,244 ,245 ,246 ,247 ,248 ,249 ,250 ,251 ,252 ,253 ,329 ,330 ,331 ,332 ,334 ,589 ,590 ,591 ,592 ,593 ,594 ,626 ,698 ,1068 ,1070 ,1071 ,1072 ,1073 ,1074 ,1075 ,1077 ,1079 ,1080 ,1081 ,1264 ,1265 ,1414 ,1470 ,1471 ,1472 ,1473 ,1474 ,1476 ,1477 ,1478 ,1479 ,1480 ,1481 ,1482
INA	F34651016	973502-8	243 ,244 ,245 ,246 ,247 ,248 ,249 ,250 ,251 ,252 ,253 ,329 ,330 ,331 ,332 ,334 ,589 ,590 ,591 ,592 ,593 ,594 ,626 ,698 ,1068 ,1070 ,1071 ,1072 ,1073 ,1074 ,1075 ,1077 ,1079 ,1080 ,1081 ,1264 ,1265 ,1414 ,1470 ,1471 ,1472 ,1473 ,1474 ,1476 ,1477 ,1478 ,1479 ,1480 ,1481 ,1482



# Cross Reference



Cross- Manu.	Reference-No.	SM-No.	On Page
INA	F34651016	973502-8	243 ,244 ,245 ,246 ,247 ,248 ,249 ,250 ,251 ,252 ,253 ,329 ,330 ,331 ,332 ,334 ,589 ,590 ,591 ,592 ,593 ,594 ,626 ,698 ,1068 ,1070 ,1071 ,1072 ,1073 ,1074 ,1075 ,1077 ,1079 ,1080 ,1081 ,1264 ,1265 ,1414 ,1470 ,1471 ,1472 ,1473 ,1474 ,1476 ,1477 ,1478 ,1479 ,1480 ,1481 ,1482
INA	F34651024	973502-8	243 ,244 ,245 ,246 ,247 ,248 ,249 ,250 ,251 ,252 ,253 ,329 ,330 ,331 ,332 ,334 ,589 ,590 ,591 ,592 ,593 ,594 ,626 ,698 ,1068 ,1070 ,1071 ,1072 ,1073 ,1074 ,1075 ,1077 ,1079 ,1080 ,1081 ,1264 ,1265 ,1414 ,1470 ,1471 ,1472 ,1473 ,1474 ,1476 ,1477 ,1478 ,1479 ,1480 ,1481 ,1482
INA	F3465107	973502-8	243 ,244 ,245 ,246 ,247 ,248 ,249 ,250 ,251 ,252 ,253 ,329 ,330 ,331 ,332 ,334 ,589 ,590 ,591 ,592 ,593 ,594 ,626 ,698 ,1068 ,1070 ,1071 ,1072 ,1073 ,1074 ,1075 ,1077 ,1079 ,1080 ,1081 ,1264 ,1265 ,1414 ,1470 ,1471 ,1472 ,1473 ,1474 ,1476 ,1477 ,1478 ,1479 ,1480 ,1481 ,1482
INA	F34651407	974001-8	22 ,23 ,24 ,429 ,431 ,432 ,435 ,443 ,709 ,710 ,712 ,715 ,716 ,1225 ,1233 ,1235 ,1236 ,1265 ,1266 ,1267
INA	F34651410	974001-8	22 ,23 ,24 ,429 ,431 ,432 ,435 ,443 ,709 ,710 ,712 ,715 ,716 ,1225 ,1233 ,1235 ,1236 ,1265 ,1266 ,1267
INA	F3465143	974001-8	22 ,23 ,24 ,429 ,431 ,432 ,435 ,443 ,709 ,710 ,712 ,715 ,716 ,1225 ,1233 ,1235 ,1236 ,1265 ,1266 ,1267
INA	F3465147	974001-8	22 ,23 ,24 ,429 ,431 ,432 ,435 ,443 ,709 ,710 ,712 ,715 ,716 ,1225 ,1233 ,1235 ,1236 ,1265 ,1266 ,1267
INA	F4631325	970701-8	203 ,206 ,207 ,208
INA	F4631327	970701-8	203 ,206 ,207 ,208
INA	F4631505	973715-8	299 ,302 ,304 ,341 ,440 ,715 ,1132 ,1135 ,1137 ,1238
INA	F4631507	973715-8	299 ,302 ,304 ,341 ,440 ,715 ,1132 ,1135 ,1137 ,1238
INA	F463155	973715-8	299 ,302 ,304 ,341 ,440 ,715 ,1132 ,1135 ,1137 ,1238
INA	F463157	973715-8	299 ,302 ,304 ,341 ,440 ,715 ,1132 ,1135 ,1137 ,1238
INA	F4631808	973506-8	122 ,240 ,241 ,242 ,250 ,287 ,298 ,301 ,441 ,507 ,518 ,589 ,793 ,917 ,1065 ,1131 ,1133 ,1134 ,1328 ,1412 ,1415 ,1467 ,1468 ,1661 ,1662
INA	F4631813	973506-8	122 ,240 ,241 ,242 ,250 ,287 ,298 ,301 ,441 ,507 ,518 ,589 ,793 ,917 ,1065 ,1131 ,1133 ,1134 ,1328 ,1412 ,1415 ,1467 ,1468 ,1661 ,1662
INA	F4631819	973802-8	322 ,323 ,735 ,1027 ,1028 ,1076 ,1226 ,1227 ,1233 ,1234 ,1235 ,1236 ,1477
INA	F4631835	973506-8	122 ,240 ,241 ,242 ,250 ,287 ,298 ,301 ,441 ,507 ,518 ,589 ,793 ,917 ,1065 ,1131 ,1133 ,1134 ,1328 ,1412 ,1415 ,1467 ,1468 ,1661 ,1662
INA	F4631851	973802-8	322 ,323 ,735 ,1027 ,1028 ,1076 ,1226 ,1227 ,1233 ,1234 ,1235 ,1236 ,1477
INA	F4631860	973701-8	31 ,199 ,201 ,202 ,204 ,206 ,288 ,428 ,509 ,510 ,513 ,514 ,544 ,612 ,613 ,614 ,615 ,616 ,679 ,680 ,681 ,721 ,793 ,794 ,881 ,981 ,987 ,988 ,1074 ,1122 ,1256 ,1396 ,1412 ,1476 ,1512 ,1516 ,1521
INA	F4631877	973701-8	31 ,199 ,201 ,202 ,204 ,206 ,288 ,428 ,509 ,510 ,513 ,514 ,544 ,612 ,613 ,614 ,615 ,616 ,679 ,680 ,681 ,721 ,793 ,794 ,881 ,981 ,987 ,988 ,1074 ,1122 ,1256 ,1396 ,1412 ,1476 ,1512 ,1516 ,1521
INA	F463188	973506-8	122 ,240 ,241 ,242 ,250 ,287 ,298 ,301 ,441 ,507 ,518 ,589 ,793 ,917 ,1065 ,1131 ,1133 ,1134 ,1328 ,1412 ,1415 ,1467 ,1468 ,1661 ,1662
INA	F4631890	971011-8	659 ,885
INA	F4632709	973701-8	31 ,199 ,201 ,202 ,204 ,206 ,288 ,428 ,509 ,510 ,513 ,514 ,544 ,612 ,613 ,614 ,615 ,616 ,679 ,680 ,681 ,721 ,793 ,794 ,881 ,981 ,987 ,988 ,1074 ,1122 ,1256 ,1396 ,1412 ,1476 ,1512 ,1516 ,1521
INA	F4632715	973701-8	31 ,199 ,201 ,202 ,204 ,206 ,288 ,428 ,509 ,510 ,513 ,514 ,544 ,612 ,613 ,614 ,615 ,616 ,679 ,680 ,681 ,721 ,793 ,794 ,881 ,981 ,987 ,988 ,1074 ,1122 ,1256 ,1396 ,1412 ,1476 ,1512 ,1516 ,1521
INA	F463279	973701-8	31 ,199 ,201 ,202 ,204 ,206 ,288 ,428 ,509 ,510 ,513 ,514 ,544 ,612 ,613 ,614 ,615 ,616 ,679 ,680 ,681 ,721 ,793 ,794 ,881 ,981 ,987 ,988 ,1074 ,1122 ,1256 ,1396 ,1412 ,1476 ,1512 ,1516 ,1521
INA	F4651322	970701-8	203 ,206 ,207 ,208
INA	F4651630	975001-8	96 ,97 ,98 ,99 ,100 ,101 ,102 ,104 ,105 ,106 ,107 ,108 ,115 ,116 ,117 ,118 ,119 ,120 ,121 ,125 ,126 ,128 ,129 ,138 ,140 ,514 ,515 ,518 ,569 ,881 ,996 ,1313 ,1314 ,1315 ,1317 ,1318 ,1319 ,1320 ,1321 ,1325 ,1326 ,1327 ,1331 ,1332 ,1334 ,1367 ,1369 ,1370 ,1513 ,1517 ,1629 ,1630 ,1631 ,1632 ,1633 ,1634 ,1635 ,1636 ,1637 ,1639 ,1640 ,1641 ,1643 ,1644 ,1645 ,1646 ,1647 ,1649 ,1650 ,1656 ,1657 ,1658 ,1659 ,1660 ,1661 ,1663 ,1664 ,1665 ,1666 ,1668 ,1669 ,1671 ,1673 ,1674 ,1675 ,1676 ,1677 ,1678 ,1679 ,1680 ,1681 ,1695 ,1706
INA	F4651631	975001-8	96 ,97 ,98 ,99 ,100 ,101 ,102 ,104 ,105 ,106 ,107 ,108 ,115 ,116 ,117 ,118 ,119 ,120 ,121 ,125 ,126 ,128 ,129 ,138 ,140 ,514 ,515 ,518 ,569 ,881 ,996 ,1313 ,1314 ,1315 ,1317 ,1318 ,1319 ,1320 ,1321 ,1325 ,1326 ,1327 ,1331 ,1332 ,1334 ,1367 ,1369 ,1370 ,1513 ,1517 ,1629 ,1630 ,1631 ,1632 ,1633 ,1634 ,1635 ,1636 ,1637 ,1639 ,1640 ,1641 ,1643 ,1644 ,1645 ,1646 ,1647 ,1649 ,1650 ,1656 ,1657 ,1658 ,1659 ,1660 ,1661 ,1663 ,1664 ,1665 ,1666 ,1668 ,1669 ,1671 ,1673 ,1674 ,1675 ,1676 ,1677 ,1678 ,1679 ,1680 ,1681 ,1695 ,1706



# Cross Reference

Cross- Manu.	Reference-No.	SM-No.	On Page
INA	F4651631	975001-8	96 ,97 ,98 ,99 ,100 ,101 ,102 ,104 ,105 ,106 ,107 ,108 ,115 ,116 ,117 ,118 ,119 ,120 ,121 ,125 ,126 ,128 ,129 ,138 ,140 ,514 ,515 ,518 ,569 ,881 ,996 ,1313 ,1314 ,1315 ,1317 ,1318 ,1319 ,1320 ,1321 ,1325 ,1326 ,1327 ,1331 ,1332 ,1334 ,1367 ,1369 ,1370 ,1513 ,1517 ,1629 ,1630 ,1631 ,1632 ,1633 ,1634 ,1635 ,1636 ,1637 ,1639 ,1640 ,1641 ,1643 ,1644 ,1645 ,1646 ,1647 ,1649 ,1650 ,1656 ,1657 ,1658 ,1659 ,1660 ,1661 ,1663 ,1664 ,1665 ,1666 ,1668 ,1669 ,1671 ,1673 ,1674 ,1675 ,1676 ,1677 ,1678 ,1679 ,1680 ,1681 ,1695 ,1706
INA	F4651656	975002-8	100 ,101 ,102 ,107 ,108 ,120 ,121 ,125 ,138 ,140 ,515 ,518 ,520 ,1311 ,1312 ,1314 ,1315 ,1317 ,1318 ,1319 ,1320 ,1321 ,1325 ,1326 ,1327 ,1331 ,1332 ,1333 ,1364 ,1365 ,1367 ,1369 ,1370 ,1374 ,1377 ,1382 ,1513 ,1626 ,1627 ,1629 ,1630 ,1633 ,1635 ,1637 ,1643 ,1644 ,1645 ,1646 ,1647 ,1648 ,1649 ,1660 ,1661 ,1664 ,1665 ,1666 ,1667 ,1668 ,1676 ,1679 ,1680 ,1681 ,1682 ,1695 ,1696 ,1698 ,1699 ,1700 ,1706 ,1707
INA	F4651672	975002-8	100 ,101 ,102 ,107 ,108 ,120 ,121 ,125 ,138 ,140 ,515 ,518 ,520 ,1311 ,1312 ,1314 ,1315 ,1317 ,1318 ,1319 ,1320 ,1321 ,1325 ,1326 ,1327 ,1331 ,1332 ,1333 ,1364 ,1365 ,1367 ,1369 ,1370 ,1374 ,1377 ,1382 ,1513 ,1626 ,1627 ,1629 ,1630 ,1633 ,1635 ,1637 ,1643 ,1644 ,1645 ,1646 ,1647 ,1648 ,1649 ,1660 ,1661 ,1664 ,1665 ,1666 ,1667 ,1668 ,1676 ,1679 ,1680 ,1681 ,1682 ,1695 ,1696 ,1698 ,1699 ,1700 ,1706 ,1707
INA	F4651675	975003-8	96 ,101 ,102 ,103 ,110 ,111 ,515 ,516 ,1318 ,1321 ,1322 ,1323 ,1328 ,1367 ,1368 ,1369 ,1370 ,1371 ,1372 ,1374 ,1633 ,1638 ,1645 ,1646 ,1647 ,1648 ,1651 ,1652 ,1654 ,1655 ,1666 ,1668 ,1669 ,1670 ,1671 ,1696
INA	F4651681	975003-8	96 ,101 ,102 ,103 ,110 ,111 ,515 ,516 ,1318 ,1321 ,1322 ,1323 ,1328 ,1367 ,1368 ,1369 ,1370 ,1371 ,1372 ,1374 ,1633 ,1638 ,1645 ,1646 ,1647 ,1648 ,1651 ,1652 ,1654 ,1655 ,1666 ,1668 ,1669 ,1670 ,1671 ,1696
INA	F4651683	975003-8	96 ,101 ,102 ,103 ,110 ,111 ,515 ,516 ,1318 ,1321 ,1322 ,1323 ,1328 ,1367 ,1368 ,1369 ,1370 ,1371 ,1372 ,1374 ,1633 ,1638 ,1645 ,1646 ,1647 ,1648 ,1651 ,1652 ,1654 ,1655 ,1666 ,1668 ,1669 ,1670 ,1671 ,1696
INA	F4652311	974001-8	22 ,23 ,24 ,429 ,431 ,432 ,435 ,443 ,709 ,710 ,712 ,715 ,716 ,1225 ,1233 ,1235 ,1236 ,1265 ,1266 ,1267
INA	F4652818	973502-8	243 ,244 ,245 ,246 ,247 ,248 ,249 ,250 ,251 ,252 ,253 ,329 ,330 ,331 ,332 ,334 ,589 ,590 ,591 ,592 ,593 ,594 ,626 ,698 ,1068 ,1070 ,1071 ,1072 ,1073 ,1074 ,1075 ,1077 ,1079 ,1080 ,1081 ,1264 ,1265 ,1414 ,1470 ,1471 ,1472 ,1473 ,1474 ,1476 ,1477 ,1478 ,1479 ,1480 ,1481 ,1482
INA	F4652831	973502-8	243 ,244 ,245 ,246 ,247 ,248 ,249 ,250 ,251 ,252 ,253 ,329 ,330 ,331 ,332 ,334 ,589 ,590 ,591 ,592 ,593 ,594 ,626 ,698 ,1068 ,1070 ,1071 ,1072 ,1073 ,1074 ,1075 ,1077 ,1079 ,1080 ,1081 ,1264 ,1265 ,1414 ,1470 ,1471 ,1472 ,1473 ,1474 ,1476 ,1477 ,1478 ,1479 ,1480 ,1481 ,1482
INA	F4652834	973502-8	243 ,244 ,245 ,246 ,247 ,248 ,249 ,250 ,251 ,252 ,253 ,329 ,330 ,331 ,332 ,334 ,589 ,590 ,591 ,592 ,593 ,594 ,626 ,698 ,1068 ,1070 ,1071 ,1072 ,1073 ,1074 ,1075 ,1077 ,1079 ,1080 ,1081 ,1264 ,1265 ,1414 ,1470 ,1471 ,1472 ,1473 ,1474 ,1476 ,1477 ,1478 ,1479 ,1480 ,1481 ,1482
INA	F465286	973502-8	243 ,244 ,245 ,246 ,247 ,248 ,249 ,250 ,251 ,252 ,253 ,329 ,330 ,331 ,332 ,334 ,589 ,590 ,591 ,592 ,593 ,594 ,626 ,698 ,1068 ,1070 ,1071 ,1072 ,1073 ,1074 ,1075 ,1077 ,1079 ,1080 ,1081 ,1264 ,1265 ,1414 ,1470 ,1471 ,1472 ,1473 ,1474 ,1476 ,1477 ,1478 ,1479 ,1480 ,1481 ,1482
INA	F4655015	975011-8	108 ,109 ,110 ,112 ,121 ,122 ,126 ,137 ,138 ,139 ,140 ,141 ,1327 ,1328 ,1329 ,1373 ,1374 ,1377 ,1667 ,1668 ,1678 ,1707
INA	F4658015	970702-8	199 ,200 ,203 ,204 ,721 ,1074 ,1476
INA	F4658016	970702-8	199 ,200 ,203 ,204 ,721 ,1074 ,1476
INA	F4659905	972103-8	427 ,511 ,512 ,517 ,521 ,523 ,525 ,552
INA	F4659909	972103-8	427 ,511 ,512 ,517 ,521 ,523 ,525 ,552
INA	F4659912	972103-8	427 ,511 ,512 ,517 ,521 ,523 ,525 ,552
INA	F465995	972103-8	427 ,511 ,512 ,517 ,521 ,523 ,525 ,552
INA	F465999	972103-8	427 ,511 ,512 ,517 ,521 ,523 ,525 ,552

KS	10535648	851321-6	343 ,572 ,1391 ,1441 ,1486
KS	20010225061	971060-6	753 ,754 ,761
KS	20100335260	971052-6	387 ,908 ,909 ,910 ,911 ,912 ,913 ,914 ,915 ,916 ,917 ,918 ,919 ,920 ,921 ,922 ,923 ,924 ,925 ,926 ,927 ,928 ,929 ,930 ,931 ,932
KS	20100335560	971050-6	949 to 951
KS	20100340060	971060-6	753 ,754 ,761
KS	20100344000	971061-6	943 ,944 ,945 ,946 ,947 ,948 ,951 ,953 ,954 ,955 ,956 ,957 ,959 ,965
KS	20100350060	971069-6	1339 to 1342
KS	20100412001	975140-6	1529 to 1535
KS	20100914569	971301-6	344 to 345
KS	261139	861020-3	879 ,1386
KS	48314	863870-2	1242 ,1249 ,1533 ,1544 ,1545
KS	50003050	485001-1	1639



# Cross Reference



Cross- Manu.	Reference-No.	SM-No.	On Page
KS	50003050	485001-1	1639
KS	50003058	485002-1	97 ,98 ,1634 ,1637 ,1640 ,1641
KS	50003065	485005-1	97 ,98 ,1634 ,1635
KS	50003101	485013-1	1649
KS	50003108	485012-1	1649
KS	50003113	485019-1	1649 to 1650
KS	50003119	481011-1	892
KS	50003121	481009-1 481010-1	892
KS	50003122	481012-1	893
KS	50003123	481014-1	893
KS	50003126	481007-1	885 ,978
KS	50003128	485021-1	1668 ,1670
KS	50003131	485020-1	101 ,102 ,103 ,110 ,111 ,515 ,516 ,1318 ,1321 ,1322 ,1323 ,1328 ,1368 ,1369 ,1370 ,1371 ,1372 ,1374 ,1645 ,1646 ,1647 ,1648 ,1651 ,1654 ,1669 ,1670 ,1671 ,1696
KS	50003133	485004-1	1637 ,1641 ,1695
KS	50003171	483713-1	298 ,301 ,441 ,714 ,732 ,1131 ,1133 ,1134 ,1415
KS	50004008	850745-4	721 ,981 ,1255 ,1256
KS	50004011	863552-4	152 ,153 ,1073 ,1076 ,1475 ,1477
KS	50004028	855093-4	100 ,101 ,106 ,108 ,514 ,515 ,1317 ,1319 ,1517 ,1644 ,1645 ,1654 ,1665 ,1669 ,1671
KS	50004041	851043-6	942 ,943 ,944 ,945 ,946 ,947 ,951 ,952 ,953 ,955 ,956 ,1007 ,1009 ,1011 ,1338
KS	50004044	851051-6	948 to 951
KS	50004046	851060-6	942 ,943 ,944 ,945 ,946 ,947 ,951 ,952 ,953 ,954 ,955 ,956 ,957 ,962 ,963 ,964 ,965 ,1007 ,1009 ,1011 ,1012 ,1338 ,1339
KS	50004048	851027-4	901 to 902
KS	50004050	861044-6	942 ,943 ,944 ,945 ,946 ,947 ,951 ,952 ,953 ,955 ,1007 ,1009 ,1011 ,1338
KS	50004056	861052-6	949
KS	50004057	861061-6	942 ,943 ,944 ,945 ,946 ,947 ,951 ,952 ,953 ,954 ,955 ,956 ,957 ,962 ,963 ,964 ,965 ,1007 ,1009 ,1011 ,1012 ,1338 ,1339
KS	50004059	851023-4	891 ,901 ,1334
KS	50004066	853118-6	393 ,753 ,754 ,755 ,757 ,758 ,759 ,760 ,761 ,762 ,763 ,764 ,765 ,766 ,767 ,768 ,769 ,770 ,771 ,772 ,773 ,774 ,775 ,777 ,778 ,780 ,1008 ,1009 ,1010 ,1338 ,1339 ,1390 ,1440 ,1718
KS	50004067	863112-6	393 ,753 ,754 ,755 ,757 ,758 ,759 ,760 ,761 ,762 ,763 ,764 ,765 ,766 ,767 ,768 ,769 ,770 ,771 ,772 ,773 ,774 ,775 ,776 ,777 ,778 ,780 ,1008 ,1009 ,1010 ,1338 ,1339 ,1390 ,1440 ,1718
KS	50004082	853733-4	293 ,294 ,295 ,296 ,297 ,433 ,434 ,436 ,437 ,597 ,614 ,698 ,1126 ,1127 ,1128 ,1129 ,1130 ,1131 ,1256 ,1413 ,1414 ,1418
KS	50004083	863734-4	293 ,294 ,295 ,296 ,297 ,433 ,434 ,435 ,436 ,437 ,597 ,614 ,698 ,1126 ,1127 ,1128 ,1129 ,1130 ,1131 ,1256 ,1413 ,1414 ,1418
KS	50004085	851530-6	361 ,362 ,363 ,370 ,647 ,668
KS	50004095	881061-6	949 to 951
KS	50004096	881060-6	949 to 951
KS	50004097	881090-6 881107-6	943 ,945 ,946 ,947 ,951 ,952 ,953 ,954 ,957 ,963 ,1007 ,1009 ,1011 ,1338
KS	50004098	881032-6	387 ,908 ,909 ,910 ,911 ,912 ,913 ,914 ,915 ,916 ,917 ,918 ,919 ,920 ,921 ,922 ,923 ,924 ,925 ,926 ,927 ,928 ,929 ,930 ,931 ,932
KS	50004100	881026-6	387 ,908 ,909 ,910 ,911 ,912 ,913 ,914 ,915 ,916 ,917 ,918 ,919 ,920 ,921 ,922 ,923 ,924 ,925 ,926 ,927 ,928 ,929 ,930 ,931 ,932
KS	50004115	883925-6	1008 ,1279 ,1280 ,1281 ,1282 ,1283 ,1284 ,1285 ,1286 ,1287 ,1288 ,1289
KS	50004116	881571-6	7 ,355 ,356 ,357 ,358 ,359 ,360 ,366 ,367 ,368 ,369 ,390 ,391 ,392 ,667 ,729
KS	50004117	851051-6	948 to 951
KS	50004120	861050-6	950 to 951
KS	50004121	853113-6	393 ,753 ,754 ,755 ,757 ,760 ,764 ,770 ,775
KS	50004127	865124-6	1529 to 1533
KS	50004129	855123-6	1529 to 1533
KS	50004140	880222-4	4 ,424 ,430 ,434 ,437 ,438 ,439 ,441 ,442 ,443 ,711 ,716 ,1265 ,1334 ,1714
KS	50004147	863106-6	752
KS	50004148	853105-6	752
KS	50004150	883135-6	752
KS	50004174	851033-4	895 ,896 ,904
KS	50004198	853841-4	1226 ,1227 ,1228 ,1229 ,1230 ,1231 ,1513 ,1514



# Cross Reference

Cross- Manu.	Reference-No.	SM-No.	On Page
KS	50004198	853841-4	1226 ,1227 ,1228 ,1229 ,1230 ,1231 ,1513 ,1514
KS	50004209	853827-4	1233 ,1514
KS	50004217	883560-4	152 ,242 ,243 ,244 ,246 ,249 ,250 ,332 ,333 ,589 ,590 ,592 ,593 ,626 ,1064 ,1066 ,1067 ,1068 ,1069 ,1070 ,1071 ,1077 ,1078 ,1079 ,1412 ,1467 ,1468 ,1469 ,1470 ,1471 ,1472 ,1473 ,1474 ,1479 ,1480
KS	50004218	883555-4	152 ,153 ,1073 ,1076 ,1475 ,1477
KS	50004225	882102-4	20 ,240 ,258 ,425 ,505 ,507 ,519 ,538 ,553 ,706 ,784 ,787 ,1064 ,1119 ,1407 ,1411 ,1422 ,1466
KS	50004236	883130-6	393 ,753 ,754 ,755 ,757 ,758 ,759 ,760 ,761 ,762 ,763 ,764 ,765 ,766 ,767 ,768 ,769 ,770 ,771 ,772 ,773 ,774 ,775 ,777 ,778 ,780 ,1008 ,1009 ,1010 ,1338 ,1339 ,1390 ,1440
KS	50004255	880223-4	95 ,96 ,97 ,98 ,104 ,105 ,107 ,113 ,115 ,116 ,117 ,118 ,119 ,120 ,125 ,126 ,138 ,139 ,597 ,681 ,796 ,797 ,1028 ,1418 ,1629 ,1633 ,1635 ,1653 ,1656 ,1657 ,1658 ,1659 ,1660 ,1676 ,1677 ,1706
KS	50004266	855053-4	1629 ,1631 ,1632
KS	50004283	862055-6	446 ,447 ,448 ,454 ,643
KS	50004286	851045-4	335 ,887 ,888 ,889 ,894 ,896 ,897 ,898 ,899 ,1397 ,1398
KS	50004287	861046-4 861046A-000-4	335 ,887 ,888 ,894 ,896 ,897 ,898 ,899 ,1397 ,1398
KS	50004304	853513-4	250 ,332 ,333 ,592 ,626 ,1078 ,1079 ,1080 ,1082 ,1479 ,1480 ,1483
KS	50004307	863512-4	152 ,242 ,245 ,589 ,1064 ,1068 ,1070 ,1467 ,1470 ,1471 ,1472
KS	50004308	863514-4	152 ,244 ,246 ,590 ,1069 ,1070 ,1071 ,1471 ,1472 ,1473 ,1474
KS	50004312	855063-4	96 ,99 ,125 ,1317 ,1320 ,1369 ,1636 ,1637 ,1640 ,1643 ,1646 ,1647 ,1649 ,1650
KS	50004314	855095-4	1314 ,1629 ,1632
KS	50004315	865064-4	99 ,100 ,106 ,1317 ,1320 ,1369 ,1636 ,1643 ,1644 ,1646 ,1647 ,1649 ,1650
KS	50004325	853733-4	293 ,294 ,295 ,296 ,297 ,433 ,434 ,436 ,437 ,597 ,614 ,698 ,1126 ,1127 ,1128 ,1129 ,1130 ,1131 ,1256 ,1413 ,1414 ,1418
KS	50004361	881046-4	335 ,887 ,888 ,889 ,894 ,896 ,897 ,898 ,899 ,1397 ,1398
KS	50004369	853859-6	1241 ,1248 ,1273
KS	50004372	852165-4	510 ,512
KS	50004378	861062-6	942 ,943 ,944 ,945 ,946 ,947 ,951 ,952 ,953 ,954 ,955 ,956 ,957 ,962 ,963 ,964 ,965 ,1007 ,1009 ,1011 ,1012 ,1338 ,1339
KS	50004389	851067-6	387 ,908 ,909 ,910 ,911 ,912 ,913 ,914 ,915 ,916 ,922 ,923 ,924 ,925 ,926 ,927 ,928 ,929 ,930 ,931 ,932
KS	50004433	862160-4	251 ,308 ,442 ,519 ,520 ,521 ,539 ,714 ,1415
KS	50004448	865058-4	1314 ,1315 ,1629 ,1630 ,1631 ,1632 ,1633
KS	50004451	863728-4	286 ,287 ,288 ,289 ,290 ,307 ,428 ,623 ,1119 ,1120 ,1121 ,1123 ,1714
KS	50004452	853841-4	1226 ,1227 ,1228 ,1229 ,1230 ,1231 ,1513 ,1514
KS	50004462	855057-4	1314 ,1315 ,1629 ,1630 ,1631 ,1632 ,1633 ,1641
KS	50004467	851098-4	335 ,894 ,896 ,900 ,902 ,1399
KS	50004482	863562-4	243 ,245 ,246 ,589 ,590 ,591 ,1068 ,1070 ,1072 ,1470 ,1471 ,1472 ,1473 ,1474
KS	50004483	853563-4	248 ,249 ,250 ,251 ,252 ,253 ,332 ,333 ,334 ,591 ,592 ,593 ,594 ,626 ,1075 ,1077 ,1079 ,1080 ,1081 ,1264 ,1265 ,1407 ,1476 ,1477 ,1478 ,1480 ,1481 ,1482
KS	50004484	863564-4	248 ,249 ,250 ,251 ,252 ,253 ,332 ,333 ,334 ,591 ,592 ,593 ,594 ,626 ,1075 ,1077 ,1079 ,1080 ,1081 ,1264 ,1265 ,1407 ,1476 ,1477 ,1478 ,1480 ,1481 ,1482
KS	50004494	863736-4	286 ,1119
KS	50004501	851568-6	357 ,359 ,360 ,366 ,368 ,369 ,391 ,729
KS	50004502	861559-6 861563-6	7 ,357 ,358 ,359 ,360 ,366 ,367 ,368 ,369 ,391 ,392 ,729
KS	50004504	851574-6	361 ,362 ,363 ,370 ,647 ,667 ,668 ,729 ,1006
KS	50004505	861567-6	361 ,362 ,647 ,668 ,729 ,1006
KS	50004507	850229-4	108 ,109 ,110 ,121 ,122 ,137 ,138 ,139 ,140 ,141 ,1327 ,1329 ,1373 ,1374 ,1377 ,1662 ,1667 ,1668 ,1669 ,1678 ,1697 ,1698 ,1707
KS	50004508	860234-4	108 ,121 ,122 ,138 ,139 ,140 ,141 ,549 ,1327 ,1373 ,1377 ,1667 ,1678 ,1698 ,1707
KS	50004538	881110-4	335 ,336 ,620 ,880 ,884 ,886 ,894 ,896 ,900 ,901 ,902 ,903 ,906 ,907 ,1399
KS	50004539	883558-4	243 ,245 ,246 ,247 ,248 ,249 ,250 ,251 ,252 ,253 ,331 ,332 ,333 ,334 ,525 ,589 ,590 ,591 ,592 ,593 ,594 ,626 ,1068 ,1070 ,1075 ,1076 ,1077 ,1079 ,1080 ,1081 ,1407 ,1470 ,1471 ,1472 ,1476 ,1478 ,1480 ,1481 ,1482
KS	50004555	863123-6	392 ,393 ,746 ,747 ,748 ,750 ,1006 ,1390 ,1439 ,1718
KS	50004567	851111-4	303 ,304 ,444 ,445 ,1137 ,1418
KS	50004570	862040-4	23 ,434 ,711
KS	50004585	851005-4 851086-6	335 ,336 ,620 ,894 ,896 ,900 ,901 ,902 ,1399 ,1689

# Cross Reference



Cross- Manu.	Reference-No.	SM-No.	On Page
KS	50004585	851005-4 851086-6	335 ,336 ,620 ,894 ,896 ,900 ,901 ,902 ,1399 ,1689
KS	50004586	861000-4	335 ,336 ,620 ,896 ,900 ,901 ,902 ,1399 ,1689
KS	50004596	865068-4	1315 ,1365 ,1635 ,1637
KS	50004599	855099-4	1325 ,1326 ,1660 ,1661 ,1664 ,1677
KS	50004600	850227-4	107 ,108 ,120 ,121 ,138 ,140 ,1326 ,1327 ,1332 ,1333 ,1374 ,1377 ,1661 ,1664 ,1666 ,1667 ,1668 ,1679 ,1680 ,1681 ,1682 ,1683 ,1697 ,1699 ,1700
KS	50004601	860232-4	107 ,108 ,120 ,121 ,138 ,140 ,519 ,553 ,1325 ,1326 ,1327 ,1332 ,1333 ,1374 ,1377 ,1660 ,1661 ,1667 ,1668 ,1680 ,1681 ,1682 ,1683 ,1697 ,1699 ,1700
KS	50004605	860717-6	200 ,215
KS	50004609	860744-6	203 ,204 ,207 ,216
KS	50004618	863734-4	293 ,294 ,295 ,296 ,297 ,433 ,434 ,435 ,436 ,437 ,597 ,614 ,698 ,1126 ,1127 ,1128 ,1129 ,1130 ,1131 ,1256 ,1413 ,1414 ,1418
KS	50004625	853825-4	323 ,732 ,735 ,1025 ,1027 ,1224 ,1225 ,1226 ,1227
KS	50004639	853855-6	726 ,1241 ,1248
KS	50004654	855083-4	106 ,107 ,118 ,119 ,120 ,121 ,125 ,140 ,1332 ,1664 ,1665 ,1666 ,1667 ,1668 ,1675 ,1676 ,1679 ,1680 ,1681 ,1697 ,1699
KS	50004657	855029-4	1320 ,1321 ,1369 ,1370 ,1646 ,1647 ,1648 ,1650 ,1652 ,1696 ,1705
KS	50004679	851307-6	343 ,344 ,1013
KS	50004680	861310-6	343 ,344 ,1013
KS	50004694	851069-6	157 ,948 ,958 ,959 ,960 ,961 ,962 ,966 ,967 ,968 ,969 ,1012 ,1340 ,1341 ,1342
KS	50004695	861072-6	157 ,948 ,958 ,959 ,960 ,961 ,962 ,966 ,967 ,968 ,969 ,1012 ,1340 ,1341 ,1342
KS	50004696	851058-4	156 ,387 ,932 ,934 ,935 ,936 ,937 ,938 ,939 ,940 ,1338
KS	50004697	861059-4	156 ,387 ,932 ,933 ,934 ,935 ,936 ,937 ,938 ,940 ,1338
KS	50004698	851068-6	387 ,922 ,923 ,924 ,925 ,926 ,927 ,928 ,929 ,930 ,931 ,932
KS	50004699	862188-4	511 ,512 ,513 ,514 ,534 ,538 ,545 ,552 ,795
KS	50004878	871038-6	387 ,922 ,923 ,924 ,925 ,926 ,927 ,928 ,929 ,930 ,931 ,932
KS	50004885	871036-6	908 to 922
KS	50004886	871037-6	908 ,909 ,910 ,911 ,912 ,913 ,914 ,916 ,917 ,918 ,919 ,920 ,921 ,922 ,924 ,926 ,928 ,932 ,949
KS	50004887	871051-6	948 to 950
KS	50004888	871052-6	949 to 950
KS	50004891	871061-6	942 ,943 ,945 ,946 ,947 ,951 ,952 ,953 ,955 ,963 ,964 ,965 ,1007 ,1009 ,1011 ,1012 ,1338
KS	50004892	871062-6	942 ,943 ,945 ,946 ,947 ,951 ,952 ,953 ,963 ,964 ,965 ,1007 ,1009 ,1011 ,1012 ,1338
KS	50004894	871072-6	958 ,959 ,961 ,967 ,968 ,969 ,1340 ,1341
KS	50004896	873931-6	1008 ,1279 ,1280 ,1281 ,1282 ,1283 ,1284 ,1285 ,1286 ,1287 ,1288 ,1289
KS	50004897	873936-6	1008 ,1279 ,1280 ,1281 ,1282 ,1283 ,1284 ,1285 ,1286 ,1287 ,1288 ,1289
KS	50006171	970227-8	99 ,103 ,112 ,113 ,114 ,124 ,126 ,127 ,130 ,132 ,141 ,746 ,1153 ,1319 ,1322 ,1323 ,1324 ,1329 ,1330 ,1366 ,1367 ,1368 ,1370 ,1371 ,1373 ,1374 ,1375 ,1376 ,1642 ,1643 ,1649 ,1652 ,1662 ,1663 ,1671 ,1672 ,1673 ,1685
KS	50006203	515002-1	99 ,100 ,1317 ,1320 ,1369 ,1643 ,1644 ,1646 ,1649 ,1651
KS	50006205	515001-1	100 ,101 ,102 ,514 ,515 ,1317 ,1318 ,1319 ,1644 ,1645 ,1646 ,1647 ,1650
KS	50006216	515006-1	96 ,97 ,98 ,99 ,1649 ,1650
KS	50006218	515010-1	1513 ,1637 ,1639 ,1640
KS	50006219	515008-1	1639 to 1640
KS	50006220	511104-1	293 ,294 ,295 ,296 ,297 ,433 ,434 ,436 ,437 ,614 ,698 ,1126 ,1127 ,1128 ,1129 ,1130 ,1131 ,1256 ,1413 ,1414 ,1418 ,1431
KS	50006222	511001-1	895 ,905
KS	50006235	510701-1	203
KS	50006249	513501-1	152 ,1066 ,1468
KS	50006257	512101-1	514 ,518 ,522 ,526 ,527 ,528 ,529
KS	50006259	512110-1	508 ,511 ,512 ,516 ,518
KS	50006261	512109-1	245 ,252 ,253 ,516 ,518 ,534 ,575 ,660 ,993
KS	50006262	513509-1	246 ,1074 ,1078 ,1475 ,1478 ,1480
KS	50006264	511103-1	289 ,292 ,1026 ,1123 ,1124 ,1125 ,1255
KS	50006282	511002-1	887 ,896 ,899 ,1397 ,1398
KS	50006283	515003-1	106 ,108 ,118 ,1517 ,1665 ,1669
KS	50006284	511005-1	888 ,897 ,899 ,1397 ,1398
KS	50006287	511006-1	888 ,889 ,898
KS	50006290	512104-1	519 to 521



# Cross Reference

Cross- Manu.	Reference-No.	SM-No.	On Page
KS	50006290	512104-1	519 to 521
KS	50006293	513503-1	242 ,589 ,1068 ,1470
KS	50006295	513506-1	153 ,1073 ,1076 ,1475 ,1477
KS	50006296	513507-1	152 ,329 ,1067 ,1069 ,1071 ,1469 ,1471
KS	50006300	515096-1	99 ,1367 ,1643
KS	50006301	515098-1	99 ,1367 ,1643
KS	50006302	515099-1	99 ,1367 ,1643
KS	50006303	515097-1	99 ,1367 ,1643
KS	50006304	515012-1	101 ,102 ,515 ,516 ,1318 ,1321 ,1322 ,1368 ,1369 ,1370 ,1371 ,1645 ,1646 ,1647 ,1648 ,1651 ,1696
KS	50006342	515014-C-1	103 ,110 ,111 ,1318 ,1322 ,1323 ,1328 ,1368 ,1370 ,1372 ,1374 ,1648 ,1651 ,1654 ,1670
KS	50006349	515102-1	1530 ,1532
KS	50006350	515101-1	1534
KS	50006389	511105-1	250 ,298 ,301 ,441 ,714 ,1131 ,1133 ,1134 ,1415
KS	50006411	973506-8	122 ,240 ,241 ,242 ,250 ,287 ,298 ,301 ,441 ,507 ,518 ,589 ,793 ,917 ,1065 ,1131 ,1133 ,1134 ,1328 ,1412 ,1415 ,1467 ,1468 ,1661 ,1662
KS	50006416	973502-8	243 ,244 ,245 ,246 ,247 ,248 ,249 ,250 ,251 ,252 ,253 ,329 ,330 ,331 ,332 ,334 ,589 ,590 ,591 ,592 ,593 ,594 ,626 ,698 ,1068 ,1070 ,1071 ,1072 ,1073 ,1074 ,1075 ,1077 ,1079 ,1080 ,1081 ,1264 ,1265 ,1414 ,1470 ,1471 ,1472 ,1473 ,1474 ,1476 ,1477 ,1478 ,1479 ,1480 ,1481 ,1482
KS	50006417	975002-8	100 ,101 ,102 ,107 ,108 ,120 ,121 ,125 ,138 ,140 ,515 ,518 ,520 ,1311 ,1312 ,1314 ,1315 ,1317 ,1318 ,1319 ,1320 ,1321 ,1325 ,1326 ,1327 ,1331 ,1332 ,1333 ,1364 ,1365 ,1367 ,1369 ,1370 ,1374 ,1377 ,1382 ,1513 ,1626 ,1627 ,1629 ,1630 ,1633 ,1635 ,1637 ,1643 ,1644 ,1645 ,1646 ,1647 ,1648 ,1649 ,1660 ,1661 ,1664 ,1665 ,1666 ,1667 ,1668 ,1676 ,1679 ,1680 ,1681 ,1682 ,1695 ,1696 ,1698 ,1699 ,1700 ,1706 ,1707
KS	50006418	975003-8	96 ,101 ,102 ,103 ,110 ,111 ,515 ,516 ,1318 ,1321 ,1322 ,1323 ,1328 ,1367 ,1368 ,1369 ,1370 ,1371 ,1372 ,1374 ,1633 ,1638 ,1645 ,1646 ,1647 ,1648 ,1651 ,1652 ,1654 ,1655 ,1666 ,1668 ,1669 ,1670 ,1671 ,1696
KS	50006419	975013-8	106 ,109 ,111 ,112 ,113 ,122 ,123 ,124 ,126 ,128 ,130 ,131 ,132 ,137 ,141 ,142 ,143 ,507 ,793 ,1324 ,1325 ,1328 ,1331 ,1332 ,1333 ,1372 ,1373 ,1374 ,1376 ,1377 ,1382 ,1655 ,1662 ,1668 ,1678 ,1680 ,1682 ,1683 ,1687 ,1696 ,1698 ,1699 ,1707
KS	50006420	970227-8	99 ,103 ,112 ,113 ,114 ,124 ,126 ,127 ,130 ,132 ,141 ,746 ,1153 ,1319 ,1322 ,1323 ,1324 ,1329 ,1330 ,1366 ,1367 ,1368 ,1370 ,1371 ,1373 ,1374 ,1375 ,1376 ,1642 ,1643 ,1649 ,1652 ,1662 ,1663 ,1671 ,1672 ,1673 ,1685
KS	50006422	974001-8	22 ,23 ,24 ,429 ,431 ,432 ,435 ,443 ,709 ,710 ,712 ,715 ,716 ,1225 ,1233 ,1235 ,1236 ,1265 ,1266 ,1267
KS	50006424	971002-8	200 ,204 ,212 ,887 ,891 ,892 ,893 ,894 ,1154 ,1155 ,1266
KS	50006425	975011-8	108 ,109 ,110 ,112 ,121 ,122 ,126 ,137 ,138 ,139 ,140 ,141 ,1327 ,1328 ,1329 ,1373 ,1374 ,1377 ,1667 ,1668 ,1678 ,1707
KS	50006426	975012-8	108 ,109 ,112 ,119 ,121 ,122 ,126 ,128 ,129 ,137 ,138 ,139 ,140 ,141 ,449 ,1327 ,1328 ,1329 ,1373 ,1374 ,1377 ,1667 ,1668 ,1678 ,1707
KS	50006432	973801-8	21 ,22 ,24 ,259 ,286 ,287 ,288 ,290 ,294 ,298 ,300 ,301 ,334 ,383 ,429 ,431 ,432 ,435 ,436 ,440 ,441 ,505 ,506 ,507 ,509 ,510 ,527 ,597 ,612 ,655 ,659 ,678 ,684 ,709 ,711 ,712 ,714 ,721 ,722 ,732 ,793 ,880 ,883 ,884 ,887 ,892 ,903 ,904 ,932 ,974 ,975 ,978 ,987 ,995 ,1028 ,1029 ,1067 ,1077 ,1078 ,1119 ,1120 ,1121 ,1122 ,1127 ,1131 ,1133 ,1134 ,1236 ,1237 ,1386 ,1387 ,1396 ,1412 ,1413 ,1414 ,1415 ,1431 ,1469 ,1478 ,1479 ,1512
KS	50006433	973701-8	31 ,199 ,201 ,202 ,204 ,206 ,288 ,428 ,509 ,510 ,513 ,514 ,544 ,612 ,613 ,614 ,615 ,616 ,679 ,680 ,681 ,721 ,793 ,794 ,881 ,981 ,987 ,988 ,1074 ,1122 ,1256 ,1396 ,1412 ,1476 ,1512 ,1516 ,1521
KS	50006436	973506-8	122 ,240 ,241 ,242 ,250 ,287 ,298 ,301 ,441 ,507 ,518 ,589 ,793 ,917 ,1065 ,1131 ,1133 ,1134 ,1328 ,1412 ,1415 ,1467 ,1468 ,1661 ,1662
KS	50006437	973802-8	322 ,323 ,735 ,1027 ,1028 ,1076 ,1226 ,1227 ,1233 ,1234 ,1235 ,1236 ,1477
KS	50006439	971050-6	949 to 951
KS	50006442	971071-6	156 ,387 ,932 ,933 ,934 ,935 ,936 ,937 ,938 ,939 ,940 ,941 ,1338
KS	50006444	973101-6	392 ,746 ,747 ,748 ,1006 ,1390 ,1439 ,1718
KS	50006456	971001-6	334 ,887 ,888 ,889 ,896 ,897 ,898 ,899 ,1397 ,1398
KS	50006458	973715-8	299 ,302 ,304 ,341 ,440 ,715 ,1132 ,1135 ,1137 ,1238
KS	50006460	975001-8	96 ,97 ,98 ,99 ,100 ,101 ,102 ,104 ,105 ,106 ,107 ,108 ,115 ,116 ,117 ,118 ,119 ,120 ,121 ,125 ,126 ,128 ,129 ,138 ,140 ,514 ,515 ,518 ,569 ,881 ,996 ,1313 ,1314 ,1315 ,1317 ,1318 ,1319 ,1320 ,1321 ,1325 ,1326 ,1327 ,1331 ,1332 ,1334 ,1367 ,1369 ,1370 ,1513 ,1517 ,1629 ,1630 ,1631 ,1632 ,1633 ,1634 ,1635 ,1636 ,1637 ,1639 ,1640 ,1641 ,1643 ,1644 ,1645 ,1646 ,1647 ,1649 ,1650 ,1656 ,1657 ,1658 ,1659 ,1660 ,1661 ,1663 ,1664 ,1665 ,1666 ,1668 ,1669 ,1671 ,1673 ,1674 ,1675 ,1676 ,1677 ,1678 ,1679 ,1680 ,1681 ,1695 ,1706
KS	50006465	973901-6	1008 ,1279
KS	50006466	971580-6	361 ,362 ,363 ,370

# Cross Reference



Cross- Manu.	Reference-No.	SM-No.	On Page
KS	50006466	971580-6	361 ,362 ,363 ,370
KS	50006476	970701-8	203 ,206 ,207 ,208
KS	50006477	972102-8	253 ,508 ,510 ,511 ,512 ,516 ,552
KS	50006490	970227-8	99 ,103 ,112 ,113 ,114 ,124 ,126 ,127 ,130 ,132 ,141 ,746 ,1153 ,1319 ,1322 ,1323 ,1324 ,1329 ,1330 ,1366 ,1367 ,1368 ,1370 ,1371 ,1373 ,1374 ,1375 ,1376 ,1642 ,1643 ,1649 ,1652 ,1662 ,1663 ,1671 ,1672 ,1673 ,1685
KS	50007020	515017-1	103 ,112 ,113 ,1319 ,1324 ,1329 ,1371 ,1375 ,1652 ,1662 ,1671
KS	50007022	515018-1	103 ,109 ,110 ,111 ,112 ,113 ,114 ,1319 ,1324 ,1325 ,1329 ,1371 ,1372 ,1373 ,1375 ,1376 ,1652 ,1654 ,1662 ,1670 ,1671 ,1672 ,1673
KS	50007088	513702-1	298 ,440 ,714 ,1131 ,1134
KS	50007089	513703-1	298 ,440 ,714 ,1131 ,1134
KS	50007577	515021-1	1668 ,1670
KS	50007604	974001-8	22 ,23 ,24 ,429 ,431 ,432 ,435 ,443 ,709 ,710 ,712 ,715 ,716 ,1225 ,1233 ,1235 ,1236 ,1265 ,1266 ,1267
KS	50007614	970703-8	199 ,291 ,292 ,383 ,384 ,987 ,1124 ,1125
KS	50007623	972401-8	505 ,525 ,530 ,544 ,545 ,612 ,613 ,614 ,615 ,616 ,627 ,678 ,679 ,680 ,684 ,793 ,794 ,796 ,1082 ,1407 ,1483
KS	50007640	971011-8	659 ,885
KS	50007671	511007-1	885
KS	50007672	511008-1	885
KS	50009002	852185-4	517 ,522 ,523 ,546 ,547 ,552
KS	50009003	862186-4	517 ,522 ,523 ,546 ,547 ,552
KS	50009006	853523-4	247 ,591 ,1074 ,1264 ,1476
KS	50009010	853800-4	1025 ,1223
KS	50009011	863801-4	1025 ,1223
KS	50009012	851011-4	149 ,259 ,560 ,891 ,892 ,893
KS	50009013	861012-4	149 ,259 ,892 ,893
KS	50009014	851015-3	879 ,1386
KS	50009015	861014-3	879 ,1386
KS	50009016	853916-6	1281 ,1286 ,1289 ,1290 ,1291
KS	50009017	863918-6	1281 ,1286 ,1289 ,1290 ,1291
KS	50009023	862073-4	432 ,710
KS	50009024	852074-4	431 ,443 ,709 ,715 ,716
KS	50009025	862075-4	431 ,443 ,709 ,715 ,716
KS	50009026	855087-4	96 ,101 ,102 ,515 ,516 ,1318 ,1321 ,1322 ,1367 ,1368 ,1369 ,1370 ,1371 ,1633 ,1638 ,1645 ,1646 ,1647 ,1648 ,1651 ,1652 ,1666 ,1668 ,1670 ,1696
KS	50009028	855061-4	96 ,1313 ,1316 ,1365 ,1366 ,1382 ,1628 ,1638 ,1695 ,1705
KS	50009040	851311-6	344 ,345 ,572 ,1013 ,1390 ,1391
KS	50009041	861316-6	344 ,345 ,572 ,1390 ,1391
KS	50009303	880227-4	96 ,99 ,100 ,101 ,102 ,103 ,107 ,108 ,111 ,120 ,121 ,138 ,140 ,514 ,515 ,519 ,553 ,1317 ,1318 ,1319 ,1320 ,1321 ,1327 ,1367 ,1368 ,1370 ,1374 ,1633 ,1643 ,1644 ,1645 ,1646 ,1647 ,1648 ,1651 ,1661 ,1667 ,1695 ,1696 ,1697
KS	50009305	885012-4	1311 ,1315 ,1365 ,1626 ,1635 ,1637
KS	50009313	883137-6	392 ,393 ,746 ,747 ,748 ,1006 ,1390 ,1439
KS	50009314	885152-6	1524 to 1527
KS	50009323	882110-4	526 ,529 ,547
KS	50009336	882047-4	4 ,424 ,430 ,434 ,437 ,438 ,439 ,441 ,442 ,443 ,711 ,716 ,1265 ,1334 ,1714
KS	50009338	881069-6	157 ,948 ,958 ,959 ,960 ,961 ,962 ,966 ,967 ,968 ,969 ,1012 ,1339 ,1340 ,1341 ,1342
KS	50009342	881059-4	387 ,932 ,933 ,934 ,935 ,936 ,937 ,938 ,939 ,940 ,1338
KS	50009348	881010-4	149 ,259 ,560 ,887 ,891 ,892 ,893 ,894 ,978
KS	50009349	883901-6	1281 ,1287 ,1289 ,1290 ,1291
KS	50009370	883803-4	993 ,1027 ,1073 ,1232 ,1475 ,1514
KS	50009372	883711-4	293 ,294 ,295 ,296 ,297 ,433 ,434 ,435 ,436 ,437 ,597 ,614 ,698 ,1126 ,1127 ,1128 ,1129 ,1130 ,1131 ,1256 ,1413 ,1414 ,1418 ,1431
KS	5009346	881072-6	387 ,908 ,909 ,910 ,911 ,912 ,913 ,914 ,915 ,916 ,917 ,918 ,919 ,920 ,921 ,922
KS	539014	863864-4	1028 ,1076 ,1233 ,1234 ,1235 ,1477
KS	652871	513701-1	293 ,295 ,296 ,297 ,436 ,437 ,614 ,698 ,1126 ,1128 ,1129 ,1130 ,1131 ,1256 ,1413 ,1414 ,1418
KS	81-12002	881315-6	343 ,344 ,1013
KS	81-5318	883708-4	286 ,288 ,289 ,290 ,307 ,623 ,1119 ,1120 ,1121 ,1123 ,1418
KS	81-5321	883710-4	289 ,292 ,784 ,1123 ,1125 ,1255





# Cross Reference

Cross- Manu.	Reference-No.	SM-No.	On Page
KS	81-5321	883710-4	289 ,292 ,784 ,1123 ,1125 ,1255
KS	92-16156	871071-6	948 ,958 ,959 ,960 ,1339 ,1340 ,1341
KS	92-16157	871072-6	958 ,959 ,961 ,967 ,968 ,969 ,1340 ,1341
KS	92-16158	871069-6	948 ,958 ,959 ,961 ,966 ,967 ,968 ,969 ,1340 ,1341
KS	92-22001	871577-6	355 ,356 ,357 ,358 ,359 ,360 ,366 ,368
KS	92-25008	873109-6	758 ,759 ,761 ,762 ,763 ,764 ,765 ,766 ,767 ,768 ,769 ,770 ,771 ,772 ,773 ,774 ,778 ,1008 ,1009 ,1010
KS	92-34003	873938-6	1281 ,1289 ,1291
KS	92-47011	875146-6	1529 to 1533

MAHLE	001 SE 31356 000	871010-6	941 to 942
MAHLE	001FA31205000	881063-6	941 to 942
MAHLE	001FX30435000	881069-6	157 ,948 ,958 ,959 ,960 ,961 ,962 ,966 ,967 ,968 ,969 ,1012 ,1339 ,1340 ,1341 ,1342
MAHLE	001FX30440000	881107-6	942 ,943 ,944 ,945 ,946 ,947 ,951 ,952 ,953 ,954 ,955 ,956 ,957 ,962 ,963 ,964 ,965 ,1007 ,1009 ,1011 ,1012 ,1338 ,1339
MAHLE	001FX31165000	881059-4	387 ,932 ,933 ,934 ,935 ,936 ,937 ,938 ,939 ,940 ,1338
MAHLE	001FX31178000	881110-4	335 ,336 ,620 ,880 ,884 ,886 ,894 ,896 ,900 ,901 ,902 ,903 ,906 ,907 ,1399
MAHLE	001SA30432000	871061-6	942 ,943 ,945 ,946 ,947 ,951 ,952 ,953 ,955 ,963 ,964 ,965 ,1007 ,1009 ,1011 ,1012 ,1338
MAHLE	001SA30903000	871069-6	948 ,958 ,959 ,961 ,966 ,967 ,968 ,969 ,1340 ,1341
MAHLE	001SD31365000	871070-6	157 ,958 ,960 ,961 ,962 ,966 ,967 ,968 ,969 ,1012 ,1340 ,1341 ,1342
MAHLE	001SE30279000	871064-6	942 ,943 ,945 ,946 ,947 ,951 ,952 ,953 ,963 ,964 ,965 ,1007 ,1009 ,1011 ,1012 ,1338
MAHLE	001SE30902000	871072-6	958 ,959 ,961 ,967 ,968 ,969 ,1340 ,1341
MAHLE	001VA30192000	861081-6	942
MAHLE	001VA30193000	861061-6	942 ,943 ,944 ,945 ,946 ,947 ,951 ,952 ,953 ,954 ,955 ,956 ,957 ,962 ,963 ,964 ,965 ,1007 ,1009 ,1011 ,1012 ,1338 ,1339
MAHLE	001VA30360000	861046-4 861046A-000-4	335 ,887 ,888 ,894 ,896 ,897 ,898 ,899 ,1397 ,1398
MAHLE	001VA30374000	861066-6	387 ,908 ,909 ,910 ,911 ,912 ,913 ,914 ,915 ,916 ,917 ,918 ,919 ,920 ,921 ,922 ,923 ,924 ,925 ,926 ,927 ,928 ,929 ,930 ,931 ,932
MAHLE	001VA30421000	861052-6	949
MAHLE	001VA30491000	861072-6	157 ,948 ,958 ,959 ,960 ,961 ,962 ,966 ,967 ,968 ,969 ,1012 ,1340 ,1341 ,1342
MAHLE	001VA30533000	861012-4	149 ,259 ,892 ,893
MAHLE	001VA30905000	861014-3	879 ,1386
MAHLE	001VA30963000	861200-6	157 ,948 ,958 ,959 ,960 ,961 ,962 ,966 ,967 ,968 ,969 ,1012 ,1339 ,1340 ,1341 ,1342
MAHLE	001VA31253000	861222-6	903 ,975 ,978
MAHLE	001VA31379000	861074-3	560 ,884
MAHLE	001VA31389000	861216-4	882 ,974
MAHLE	001VA31769000	861212-4	560 ,659 ,885 ,978
MAHLE	001VE30190000	851080-6	942
MAHLE	001VE30191000	851060-6	942 ,943 ,944 ,945 ,946 ,947 ,951 ,952 ,953 ,954 ,955 ,956 ,957 ,962 ,963 ,964 ,965 ,1007 ,1009 ,1011 ,1012 ,1338 ,1339
MAHLE	001VE30251000	851033-4	895 ,896 ,904
MAHLE	001VE30359000	851045-4	335 ,887 ,888 ,889 ,894 ,896 ,897 ,898 ,899 ,1397 ,1398
MAHLE	001VE30372000	851031-6	387 ,908 ,909 ,910 ,911 ,912 ,913 ,914 ,915 ,916 ,917 ,918 ,919 ,920 ,921 ,922 ,923 ,924 ,925 ,926 ,927 ,928 ,929 ,930 ,931 ,932
MAHLE	001VE30376000	851067-6	387 ,908 ,909 ,910 ,911 ,912 ,913 ,914 ,915 ,916 ,922 ,923 ,924 ,925 ,926 ,927 ,928 ,929 ,930 ,931 ,932
MAHLE	001VE30420000	851051-6	948 to 951
MAHLE	001VE30422000	851043-6	942 ,943 ,944 ,945 ,946 ,947 ,951 ,952 ,953 ,955 ,956 ,1007 ,1009 ,1011 ,1338
MAHLE	001VE30424000	851049-6	949 to 951
MAHLE	001VE30442000	851051-6	948 to 951
MAHLE	001VE30465000	851003-4	886
MAHLE	001VE30467000	851005-4 851086-6	335 ,336 ,620 ,894 ,896 ,900 ,901 ,902 ,1399 ,1689
MAHLE	001VE30483000	851031-6	387 ,908 ,909 ,910 ,911 ,912 ,913 ,914 ,915 ,916 ,917 ,918 ,919 ,920 ,921 ,922 ,923 ,924 ,925 ,926 ,927 ,928 ,929 ,930 ,931 ,932
MAHLE	001VE30490000	851069-6	157 ,948 ,958 ,959 ,960 ,961 ,962 ,966 ,967 ,968 ,969 ,1012 ,1340 ,1341 ,1342
MAHLE	001VE30526000	851098-4	335 ,894 ,896 ,900 ,902 ,1399
MAHLE	001VE30530000	851058-4	156 ,387 ,932 ,934 ,935 ,936 ,937 ,938 ,939 ,940 ,1338
MAHLE	001VE30532000	851011-4	149 ,259 ,560 ,891 ,892 ,893

# Cross Reference



Cross- Manu.	Reference-No.	SM-No.	On Page
MAHLE	001VE30532000	851011-4	149 ,259 ,560 ,891 ,892 ,893
MAHLE	001VE30534000	851068-6	387 ,922 ,923 ,924 ,925 ,926 ,927 ,928 ,929 ,930 ,931 ,932
MAHLE	001VE30904000	851015-3	879 ,1386
MAHLE	001VE30926000	851078-4	889 ,890 ,891 ,898
MAHLE	001VE30948000	851027-4	901 to 902
MAHLE	001VE30962000	851071-6	157 ,664 ,948 ,958 ,959 ,960 ,961 ,962 ,966 ,967 ,968 ,969 ,1012 ,1339 ,1340 ,1341 ,1342
MAHLE	001VE30984000	851207-4	884 ,886
MAHLE	001VE31136000	851030-4	881 ,904
MAHLE	001VE31376000	851221-6	903 ,904 ,975 ,978
MAHLE	001VE31378000	851073-3	560 ,884 ,995 ,1387
MAHLE	001VE31388000	851215-4	882 ,974
MAHLE	001VE31768000	851211-4	560 ,659 ,885 ,978
MAHLE	007FX31229000	882047-4	4 ,424 ,430 ,434 ,437 ,438 ,439 ,441 ,442 ,443 ,711 ,716 ,1265 ,1334 ,1714
MAHLE	007VA30551000	862075-4	431 ,443 ,709 ,715 ,716
MAHLE	007VA30697000	862055-6	446 ,447 ,448 ,454 ,643
MAHLE	007VA30711100	862002-4	425 ,426 ,706 ,707
MAHLE	007VA30717000	862044-4	22 ,24 ,432 ,433 ,435 ,710 ,712
MAHLE	007VA30719000	862046-4	432 ,433 ,710
MAHLE	007VA30757000	862016-4	427 ,707 ,708 ,1065 ,1422 ,1467
MAHLE	007VA30951000	862094-2	35 ,337 ,648
MAHLE	007VA31125100	862024-4	424 ,706
MAHLE	007VA31727000	862053-4	26 ,149 ,444 ,445 ,640 ,641 ,717 ,1137 ,1239 ,1240 ,1247 ,1270 ,1334
MAHLE	007VA31771000	862030-4	303 ,444 ,640 ,1003 ,1136
MAHLE	007VA31779000	862032-4	7 ,10 ,311 ,336 ,341 ,387 ,530 ,572 ,643 ,645 ,664 ,1390 ,1422 ,1486 ,1690 ,1691
MAHLE	007VE30550000	852074-4	431 ,443 ,709 ,715 ,716
MAHLE	007VE30708000	852082-6	35 ,450 ,648
MAHLE	007VE30710000	852005-4	426 ,427 ,443 ,707 ,715 ,1714
MAHLE	007VE30712000	852090-4	439 ,712
MAHLE	007VE30714000	852088-4	23 ,432 ,433 ,710
MAHLE	007VE30716000	852043-4	22 ,23 ,24 ,432 ,433 ,435 ,710 ,712
MAHLE	007VE30720000	852052-4	26 ,149 ,304 ,444 ,445 ,446 ,528 ,640 ,641 ,642 ,716 ,717 ,1003 ,1082 ,1137 ,1138 ,1239 ,1240 ,1247 ,1270 ,1334 ,1482 ,1483
MAHLE	007VE30722000	852001-4	425 ,706
MAHLE	007VE30744000	852037-4	23 ,434 ,711
MAHLE	007VE30746000	852039-4	23 ,434 ,711
MAHLE	007VE30756000	852015-4	427 ,707 ,708 ,1065 ,1422 ,1467
MAHLE	007VE30762000	852041-4	434
MAHLE	007VE30766000	852066-6	449 ,646
MAHLE	007VE30770000	852078-6	35 ,336 ,645 ,646
MAHLE	007VE30772000	852080-2	336 ,531 ,647
MAHLE	007VE30778000	852086-4	451 ,648
MAHLE	007VE30950000	852093-2	35 ,337 ,648
MAHLE	007VE31026000	852047-4	21 ,22 ,432 ,433 ,591 ,709 ,710 ,1076 ,1264 ,1413 ,1477
MAHLE	007VE31124000	852023-4	424 ,706
MAHLE	007VE31770000	852029-4	303 ,444 ,640 ,1003 ,1136
MAHLE	007VE31778000	852031-4	7 ,10 ,311 ,336 ,341 ,387 ,530 ,572 ,643 ,645 ,664 ,1390 ,1422 ,1486 ,1690 ,1691
MAHLE	011VA30316000	863512-4	152 ,242 ,245 ,589 ,1064 ,1068 ,1070 ,1467 ,1470 ,1471 ,1472
MAHLE	011VA30338000	863562-4	243 ,245 ,246 ,589 ,590 ,591 ,1068 ,1070 ,1072 ,1470 ,1471 ,1472 ,1473 ,1474
MAHLE	011VA30338100	863562-4	243 ,245 ,246 ,589 ,590 ,591 ,1068 ,1070 ,1072 ,1470 ,1471 ,1472 ,1473 ,1474
MAHLE	011VA30454000	863514-4 863516-4	152 ,244 ,246 ,590 ,1069 ,1070 ,1071 ,1471 ,1472 ,1473 ,1474
MAHLE	011VA30458000	863564-4	248 ,249 ,250 ,251 ,252 ,253 ,332 ,333 ,334 ,591 ,592 ,593 ,594 ,626 ,1075 ,1077 ,1079 ,1080 ,1081 ,1264 ,1265 ,1407 ,1476 ,1477 ,1478 ,1480 ,1481 ,1482
MAHLE	011VA30539000	863505-4	241 ,242 ,516 ,534 ,575 ,589 ,1065 ,1066 ,1411 ,1412 ,1467 ,1468
MAHLE	011VA30539100	863505-4	241 ,242 ,516 ,534 ,575 ,589 ,1065 ,1066 ,1411 ,1412 ,1467 ,1468
MAHLE	011VA30823100	863566-4	243 ,589 ,1068 ,1412 ,1470
MAHLE	011VA31149000	853531-4	21 ,22 ,24 ,258 ,430 ,431 ,432 ,435 ,592 ,709 ,711 ,1075 ,1264 ,1477
MAHLE	011VA31447000	863524-4	247 ,331 ,591 ,1074 ,1264 ,1476
MAHLE	011VE30337000	853561-4	243 ,245 ,246 ,589 ,590 ,591 ,1068 ,1070 ,1072 ,1470 ,1471 ,1472 ,1473 ,1474





# Cross Reference

Cross- Manu.	Reference-No.	SM-No.	On Page
MAHLE	011VE30337000	853561-4	243 ,245 ,246 ,589 ,590 ,591 ,1068 ,1070 ,1072 ,1470 ,1471 ,1472 ,1473 ,1474
MAHLE	011VE30453000	853511-4	152 ,244 ,246 ,329 ,590 ,1069 ,1070 ,1071 ,1471 ,1472 ,1473 ,1474
MAHLE	011VE30455000	853513-4	250 ,332 ,333 ,592 ,626 ,1078 ,1079 ,1080 ,1082 ,1479 ,1480 ,1483
MAHLE	011VE30457000	853563-4	248 ,249 ,250 ,251 ,252 ,253 ,332 ,333 ,334 ,591 ,592 ,593 ,594 ,626 ,1075 ,1077 ,1079 ,1080 ,1081 ,1264 ,1265 ,1407 ,1476 ,1477 ,1478 ,1480 ,1481 ,1482
MAHLE	011VE30492000	853577-4	249 ,1077 ,1265 ,1478 ,1479
MAHLE	011VE30538000	853504-4	241 ,242 ,575 ,589 ,1065 ,1066 ,1411 ,1412 ,1467 ,1468
MAHLE	011VE30546000	853523-4	247 ,591 ,1074 ,1264 ,1476
MAHLE	011VE30822000	853565-4	243 ,589 ,1068 ,1412 ,1470
MAHLE	011VE30826000	853543-4	152 ,1066 ,1067 ,1069 ,1071 ,1468 ,1469 ,1471 ,1473
MAHLE	011VE30940000	853545-4	246 ,590 ,597 ,1072 ,1472
MAHLE	011VE30942000	853583-4 853585-4	26 ,252 ,442 ,593 ,1079 ,1265 ,1407 ,1480 ,1481
MAHLE	011VE31042000	852011-4	20 ,240 ,258 ,425 ,505 ,507 ,519 ,553 ,706 ,784 ,787 ,1064 ,1119 ,1407 ,1411 ,1422 ,1466
MAHLE	011VE31968000	851403-4	248 ,331 ,1076 ,1477 ,1478
MAHLE	013FX31216000	882104-4	511 ,512 ,514 ,517 ,522 ,523 ,525 ,546 ,547 ,552
MAHLE	013FX31218000	882110-4	526 ,529 ,547
MAHLE	013VA30304000	862182-4	251 ,308 ,442 ,519 ,520 ,521 ,539 ,714 ,1415
MAHLE	013VA30543000	862188-4	511 ,512 ,513 ,514 ,534 ,538 ,545 ,552 ,795
MAHLE	013VA30543100	862188-4	511 ,512 ,513 ,514 ,534 ,538 ,545 ,552 ,795
MAHLE	013VA30545000	862186-4	517 ,522 ,523 ,546 ,547 ,552
MAHLE	013VA30795100	862164-4	241 ,511 ,512 ,516 ,534 ,575
MAHLE	013VA30935100	862114-4	520 ,534
MAHLE	013VA31029100	862190-4	511 ,512 ,513 ,514 ,534 ,538 ,544 ,545 ,794 ,795 ,1513
MAHLE	013VE30333000	852165-4	510 ,512
MAHLE	013VE30333100	852165-4	510 ,512
MAHLE	013VE30792000	852169-4	517 ,523 ,525 ,546
MAHLE	013VE30794000	852163-4	511 ,512 ,516
MAHLE	013VE30800100	852161-4	505 ,508
MAHLE	013VE30802100	852107-4	505 ,508 ,509 ,534 ,544
MAHLE	013VE30804100	852105-4	526
MAHLE	013VE30806000	852183-4	511 ,513 ,514 ,534 ,538 ,545 ,795
MAHLE	013VE30808100	852123-4	510 to 511
MAHLE	013VE30810000	852131-4	506
MAHLE	013VE30932000	852111-4	517 ,522 ,523 ,545 ,546
MAHLE	013VE30934000	852113-4	520 ,521 ,534 ,539 ,552 ,1659
MAHLE	013VE31028000	852189-4	511 ,513 ,514 ,534 ,538 ,545 ,795 ,1513
MAHLE	021VA30384000	863823-4	322 ,324 ,1226 ,1228 ,1229 ,1230 ,1231 ,1232 ,1514
MAHLE	021VA30387000	863826-4	323 ,732 ,735 ,1025 ,1027 ,1224 ,1225 ,1226 ,1227
MAHLE	021VA30537000	863801-4	1025 ,1223
MAHLE	021VA30845100	863878-4	323 ,1073 ,1227 ,1228 ,1229 ,1230 ,1475
MAHLE	021VA30847100	863804-4	993 ,1027 ,1073 ,1232 ,1475 ,1514
MAHLE	021VA30857100	863803-4	1234
MAHLE	021VA31059000	863872-4	321 ,1025 ,1222
MAHLE	021VA31061000	863868-4	322 ,732 ,735 ,880 ,1026 ,1225 ,1412
MAHLE	021VA31151000	863802-4	1030 ,1080 ,1081 ,1238 ,1239 ,1481 ,1482
MAHLE	021VA31773000	863810-4	1029 ,1077 ,1078 ,1079 ,1236 ,1237 ,1238 ,1478 ,1479 ,1480
MAHLE	021VA32021000	863880-4	321 ,322 ,623 ,697 ,879 ,1025 ,1027 ,1028 ,1076 ,1222 ,1223 ,1224 ,1226 ,1233 ,1387 ,1477
MAHLE	021VA32023000	863874-4	430 ,880 ,1028 ,1073 ,1232 ,1475
MAHLE	021VE30331000	853827-4	1233 ,1514
MAHLE	021VE30383000	853841-4	1226 ,1227 ,1228 ,1229 ,1230 ,1231 ,1513 ,1514
MAHLE	021VE30386000	853825-4	323 ,732 ,735 ,1025 ,1027 ,1224 ,1225 ,1226 ,1227
MAHLE	021VE30390000	853816-4	259 ,297 ,659 ,698 ,1128 ,1130 ,1238 ,1413 ,1418
MAHLE	021VE30536000	853800-4	1025 ,1223
MAHLE	021VE30836100	853843-4	324 ,1228 ,1229 ,1230 ,1231 ,1514
MAHLE	021VE30838000	853823-4	1234 ,1517
MAHLE	021VE30842100	853845-4	1238
MAHLE	021VE30844100	853814-4	323 ,1073 ,1227 ,1228 ,1229 ,1230 ,1475

# Cross Reference



Cross- Manu.	Reference-No.	SM-No.	On Page
MAHLE	021VE30844100	853814-4	323 ,1073 ,1227 ,1228 ,1229 ,1230 ,1475
MAHLE	021VE30846000	853803-4	993 ,1027 ,1073 ,1232 ,1475 ,1514
MAHLE	021VE30856000	853808-4	1234
MAHLE	021VE30920000	853849-4	322 ,323 ,1027 ,1226 ,1227 ,1234
MAHLE	021VE30930000	853863-4	1028 ,1076 ,1233 ,1234 ,1235 ,1477
MAHLE	021VE31058000	853871-4	321 ,1025 ,1222
MAHLE	021VE31060000	853867-4	322 ,732 ,735 ,880 ,1026 ,1225 ,1226 ,1412
MAHLE	021VE31150000	853801-4	1030 ,1080 ,1081 ,1238 ,1239 ,1481 ,1482
MAHLE	021VE31772000	853809-4	1029 ,1077 ,1078 ,1079 ,1236 ,1237 ,1238 ,1478 ,1479 ,1480
MAHLE	021VE32020000	853879-4	321 ,879 ,1025 ,1223 ,1387
MAHLE	021VE32022000	853873-4	430 ,641 ,880 ,993 ,1027 ,1028 ,1073 ,1074 ,1232 ,1475 ,1476
MAHLE	027VE30922000	853581-4	244 ,329 ,330 ,333
MAHLE	029 VE 30968 000	850277-4	109 ,110 ,111 ,994 ,1323 ,1324 ,1325 ,1372 ,1373 ,1654 ,1655 ,1670
MAHLE	029FX31168000	880222-4	4 ,424 ,430 ,434 ,437 ,438 ,439 ,441 ,442 ,443 ,711 ,716 ,1265 ,1334 ,1714
MAHLE	029FX31169000	880223-4	95 ,96 ,97 ,98 ,104 ,105 ,107 ,113 ,115 ,116 ,117 ,118 ,119 ,120 ,125 ,126 ,138 ,139 ,597 ,681 ,796 ,797 ,1028 ,1418 ,1629 ,1633 ,1635 ,1653 ,1656 ,1657 ,1658 ,1659 ,1660 ,1676 ,1677 ,1706
MAHLE	029FX31170000	880226-4	101 ,102 ,108 ,118 ,119 ,120 ,128 ,142 ,515 ,516 ,518 ,548 ,881 ,1318 ,1322 ,1327 ,1367 ,1368 ,1370 ,1371 ,1645 ,1648 ,1651 ,1652 ,1661 ,1664 ,1665 ,1666 ,1670 ,1671 ,1678 ,1681 ,1696 ,1714
MAHLE	029FX31172000	885012-4	1311 ,1315 ,1365 ,1626 ,1635 ,1637
MAHLE	029FX31173000	880227-4	96 ,99 ,100 ,101 ,102 ,103 ,107 ,108 ,111 ,120 ,121 ,138 ,140 ,514 ,515 ,519 ,553 ,1317 ,1318 ,1319 ,1320 ,1321 ,1327 ,1367 ,1368 ,1370 ,1374 ,1633 ,1643 ,1644 ,1645 ,1646 ,1647 ,1648 ,1651 ,1661 ,1667 ,1695 ,1696 ,1697
MAHLE	029FX31174000	880228-4	94 ,96 ,108 ,109 ,110 ,122 ,123 ,124 ,125 ,130 ,131 ,132 ,138 ,139 ,140 ,141 ,522 ,1311 ,1315 ,1316 ,1327 ,1328 ,1331 ,1332 ,1333 ,1363 ,1365 ,1366 ,1373 ,1374 ,1376 ,1377 ,1378 ,1626 ,1633 ,1636 ,1638 ,1639 ,1642 ,1662 ,1667 ,1668 ,1669 ,1678 ,1680 ,1682 ,1683 ,1684 ,1687 ,1698 ,1707
MAHLE	029VA30318000	865058-4	1314 ,1315 ,1629 ,1630 ,1631 ,1632 ,1633
MAHLE	029VA30497000	865030-4	1320 ,1321 ,1369 ,1370 ,1646 ,1647 ,1648 ,1650 ,1652 ,1696 ,1705
MAHLE	029VA30517000	860234-4	108 ,121 ,122 ,138 ,139 ,140 ,141 ,549 ,1327 ,1373 ,1377 ,1667 ,1678 ,1698 ,1707
MAHLE	029VA30519000	860230-4	109 ,139 ,1327 ,1329 ,1374 ,1662 ,1668 ,1669 ,1697
MAHLE	029VA30523000	860232-4	107 ,108 ,120 ,121 ,138 ,140 ,519 ,553 ,1325 ,1326 ,1327 ,1332 ,1333 ,1374 ,1377 ,1660 ,1661 ,1667 ,1668 ,1680 ,1681 ,1682 ,1683 ,1697 ,1699 ,1700
MAHLE	029VA30525000	865068-4	1315 ,1365 ,1635 ,1637
MAHLE	029VA30529000	865062-4	96 ,1313 ,1316 ,1365 ,1366 ,1382 ,1628 ,1638 ,1695 ,1705
MAHLE	029VA30881100	860212-4	96 ,97 ,98 ,1513 ,1634 ,1639 ,1640 ,1653
MAHLE	029VA30891100	865060-4	96 ,97 ,98 ,1634 ,1635 ,1637 ,1640 ,1641 ,1695
MAHLE	029VA30901100	865018-4	99 ,100 ,1317 ,1320 ,1369 ,1643 ,1644 ,1646 ,1649 ,1650 ,1651
MAHLE	029VA30915000	865092-4	96 ,101 ,102 ,515 ,516 ,1318 ,1321 ,1322 ,1367 ,1368 ,1369 ,1370 ,1633 ,1638 ,1645 ,1646 ,1647 ,1648 ,1651 ,1652 ,1666 ,1668 ,1670 ,1696
MAHLE	029VA30965100	860276-4	109 ,110 ,111 ,659 ,994 ,1323 ,1324 ,1325 ,1372 ,1373 ,1654 ,1655
MAHLE	029VA30969100	860278-4	109 ,110 ,111 ,994 ,1323 ,1324 ,1325 ,1372 ,1373 ,1654 ,1655 ,1670
MAHLE	029VA31095000	860238-6	99 ,1367 ,1643
MAHLE	029VA31097100	860216-4	109 ,111 ,112 ,113 ,1324 ,1325 ,1328 ,1329 ,1372 ,1373 ,1374 ,1655 ,1662 ,1696
MAHLE	029VA31099000	860272-4	96 ,1315 ,1316 ,1365 ,1366 ,1633 ,1636 ,1638 ,1639
MAHLE	029VA31099100	860272-4	96 ,1315 ,1316 ,1365 ,1366 ,1633 ,1636 ,1638 ,1639
MAHLE	029VA31103000	860244-4	101 ,102 ,103 ,110 ,539 ,659 ,795 ,994 ,1318 ,1321 ,1322 ,1323 ,1328 ,1367 ,1368 ,1370 ,1371 ,1372 ,1374 ,1645 ,1647 ,1648 ,1651 ,1652 ,1654 ,1669 ,1670 ,1671 ,1698 ,1706
MAHLE	029VA31103100	860244-4	101 ,102 ,103 ,110 ,539 ,659 ,795 ,994 ,1318 ,1321 ,1322 ,1323 ,1328 ,1367 ,1368 ,1370 ,1371 ,1372 ,1374 ,1645 ,1647 ,1648 ,1651 ,1652 ,1654 ,1669 ,1670 ,1671 ,1698 ,1706
MAHLE	029VA31163000	860254-4	1690
MAHLE	029VA31235000	860282-4	99 ,137 ,1367 ,1643
MAHLE	029VA31373000	860226-6	126 ,127 ,141 ,1685 ,1705
MAHLE	029VA31943000	865020-4	94 ,1312 ,1363 ,1627 ,1695 ,1705
MAHLE	029VA31971000	860280-4	103 ,112 ,1153 ,1319 ,1322 ,1323 ,1324 ,1368 ,1370 ,1371 ,1646 ,1649 ,1652 ,1685
MAHLE	029VA31981000	865022-4	94 ,95 ,123 ,137 ,1312 ,1313 ,1363 ,1364 ,1627 ,1628 ,1678 ,1705
MAHLE	029VA31993000	860206-4	103 ,112 ,113 ,114 ,127 ,1319 ,1324 ,1329 ,1330 ,1368 ,1373 ,1374 ,1375 ,1376 ,1646 ,1662 ,1663 ,1671 ,1672 ,1673 ,1683 ,1685
MAHLE	029VA32010000	855004-4	94 ,95 ,1312 ,1313 ,1316 ,1363 ,1364 ,1365 ,1366 ,1627 ,1628 ,1636
MAHLE	029VA32011000	865005-4	94 ,95 ,1312 ,1313 ,1316 ,1363 ,1364 ,1365 ,1366 ,1627 ,1628 ,1636



# Cross Reference

Cross- Manu.	Reference-No.	SM-No.	On Page
MAHLE	029VA32011000	865005-4	94 ,95 ,1312 ,1313 ,1316 ,1363 ,1364 ,1365 ,1366 ,1627 ,1628 ,1636
MAHLE	029VE30317000	855057-4	1314 ,1315 ,1629 ,1630 ,1631 ,1632 ,1633 ,1641
MAHLE	029VE30363000	855063-4	96 ,99 ,125 ,1317 ,1320 ,1369 ,1636 ,1637 ,1640 ,1643 ,1646 ,1647 ,1649 ,1650
MAHLE	029VE30363100	855063-4	96 ,99 ,125 ,1317 ,1320 ,1369 ,1636 ,1637 ,1640 ,1643 ,1646 ,1647 ,1649 ,1650
MAHLE	029VE30366000	855053-4	1629 ,1631 ,1632
MAHLE	029VE30368000	855095-4	1314 ,1629 ,1632
MAHLE	029VE30369000	855028-4	106 ,107 ,115 ,116 ,117 ,118 ,119 ,120 ,138 ,139 ,1325 ,1326 ,1331 ,1656 ,1657 ,1658 ,1659 ,1660 ,1661 ,1663 ,1664 ,1665 ,1674 ,1676 ,1677 ,1696 ,1706
MAHLE	029VE30370100	855083-4	106 ,107 ,118 ,119 ,120 ,121 ,125 ,140 ,1332 ,1664 ,1665 ,1666 ,1667 ,1668 ,1675 ,1676 ,1679 ,1680 ,1681 ,1697 ,1699
MAHLE	029VE30494000	855038-4	100 ,101 ,102 ,106 ,108 ,514 ,515 ,1317 ,1318 ,1319 ,1320 ,1321 ,1367 ,1433 ,1517 ,1644 ,1645 ,1646 ,1647 ,1650 ,1654 ,1665 ,1669 ,1695 ,1696
MAHLE	029VE30496000	855029-4	1320 ,1321 ,1369 ,1370 ,1646 ,1647 ,1648 ,1650 ,1652 ,1696 ,1705
MAHLE	029VE30498000	855093-4	100 ,101 ,106 ,108 ,514 ,515 ,1317 ,1319 ,1517 ,1644 ,1645 ,1654 ,1665 ,1669 ,1671
MAHLE	029VE30518000	850229-4	108 ,109 ,110 ,121 ,122 ,137 ,138 ,139 ,140 ,141 ,1327 ,1329 ,1373 ,1374 ,1377 ,1662 ,1667 ,1668 ,1669 ,1678 ,1697 ,1698 ,1707
MAHLE	029VE30522000	850227-4	107 ,108 ,120 ,121 ,138 ,140 ,1326 ,1327 ,1332 ,1333 ,1374 ,1377 ,1661 ,1664 ,1666 ,1667 ,1668 ,1679 ,1680 ,1681 ,1682 ,1683 ,1697 ,1699 ,1700
MAHLE	029VE30528000	855061-4	96 ,1313 ,1316 ,1365 ,1366 ,1382 ,1628 ,1638 ,1695 ,1705
MAHLE	029VE30614000	855091-4	106 ,108 ,1517 ,1654 ,1665 ,1669 ,1671
MAHLE	029VE30874100	855072-4	1315 ,1635
MAHLE	029VE30876000	855015-4	1311 ,1626
MAHLE	029VE30880100	850211-4	97 ,98 ,1634 ,1639 ,1640 ,1653
MAHLE	029VE30882000	855059-4	96 ,97 ,1513 ,1640 ,1653
MAHLE	029VE30884100	855048-4	104 ,115 ,116 ,117 ,1325 ,1330 ,1656 ,1657 ,1659 ,1674 ,1675 ,1676 ,1706
MAHLE	029VE30886000	850217-4	115 ,116 ,117 ,118 ,119 ,120 ,138 ,139 ,1325 ,1330 ,1656 ,1657 ,1658 ,1659 ,1660 ,1674 ,1675 ,1676 ,1677 ,1706
MAHLE	029VE30886100	850217-4	115 ,116 ,117 ,118 ,119 ,120 ,138 ,139 ,1325 ,1330 ,1656 ,1657 ,1658 ,1659 ,1660 ,1674 ,1675 ,1676 ,1677 ,1706
MAHLE	029VE30888100	850221-4	107 ,118 ,119 ,120 ,128 ,142 ,1331 ,1663 ,1676 ,1681
MAHLE	029VE30890100	855089-4	97 ,98 ,322 ,1634 ,1635 ,1637 ,1641 ,1695
MAHLE	029VE30896000	855003-4	1314 ,1315 ,1630
MAHLE	029VE30898100	855007-4	108 ,121 ,128 ,129 ,1332 ,1679
MAHLE	029VE30900000	855017-4	99 ,100 ,1317 ,1643 ,1644 ,1649 ,1651
MAHLE	029VE30914000	855087-4	96 ,101 ,102 ,515 ,516 ,1318 ,1321 ,1322 ,1367 ,1368 ,1369 ,1370 ,1371 ,1633 ,1638 ,1645 ,1646 ,1647 ,1648 ,1651 ,1652 ,1666 ,1668 ,1670 ,1696
MAHLE	029VE30928000	855065-4	1314 ,1315 ,1629 ,1630 ,1631
MAHLE	029VE30960000	855099-4	1325 ,1326 ,1660 ,1661 ,1664 ,1677
MAHLE	029VE30964000	850275-4	109 ,110 ,111 ,659 ,994 ,1323 ,1324 ,1325 ,1372 ,1373 ,1654 ,1655 ,1670
MAHLE	029VE31094000	850237-6	99 ,1367 ,1643
MAHLE	029VE31096000	850215-4	109 ,111 ,112 ,113 ,1324 ,1325 ,1328 ,1329 ,1372 ,1373 ,1374 ,1655 ,1662 ,1668 ,1696
MAHLE	029VE31098000	850271-4	1316 ,1636
MAHLE	029VE31100000	850245-4	122 ,130 ,131 ,132 ,142 ,143 ,1154 ,1155 ,1331 ,1377 ,1680 ,1687
MAHLE	029VE31102000	850241-4	101 ,102 ,103 ,110 ,659 ,994 ,1318 ,1321 ,1322 ,1323 ,1324 ,1328 ,1367 ,1368 ,1370 ,1371 ,1372 ,1374 ,1645 ,1646 ,1647 ,1648 ,1651 ,1652 ,1654 ,1655 ,1669 ,1670 ,1671 ,1698 ,1706
MAHLE	029VE31162000	850253-4	1690
MAHLE	029VE31234000	850281-4	99 ,137 ,1367 ,1643
MAHLE	029VE31236000	850247-4	109 ,112 ,122 ,123 ,124 ,130 ,131 ,137 ,140 ,141 ,690 ,1154 ,1324 ,1331 ,1333 ,1372 ,1376 ,1377 ,1378 ,1382 ,1655 ,1678 ,1680 ,1683 ,1687 ,1698 ,1699 ,1700 ,1707
MAHLE	029VE31314000	850273-3	96 ,1315 ,1365 ,1366 ,1633 ,1636 ,1638 ,1639
MAHLE	029VE31372000	850225-6	126 ,127 ,141 ,1153 ,1685 ,1705
MAHLE	029VE31386000	850263-6	128 ,142 ,518 ,1328 ,1661 ,1662 ,1667 ,1669 ,1686
MAHLE	029VE31682000	850227-4	107 ,108 ,120 ,121 ,138 ,140 ,1326 ,1327 ,1332 ,1333 ,1374 ,1377 ,1661 ,1664 ,1666 ,1667 ,1668 ,1679 ,1680 ,1681 ,1682 ,1683 ,1697 ,1699 ,1700
MAHLE	029VE31762000	850235-5	128 ,142 ,518 ,1328 ,1661 ,1662 ,1667 ,1669 ,1686
MAHLE	029VE31942000	855019-4	94 ,1312 ,1363 ,1627 ,1695 ,1705
MAHLE	029VE31960000	850209-4	94 ,1311 ,1363 ,1626
MAHLE	029VE31970000	850279-4	103 ,104 ,112 ,1319 ,1322 ,1323 ,1324 ,1368 ,1370 ,1371 ,1646 ,1649 ,1652
MAHLE	029VE31980000	855021-4	94 ,95 ,114 ,123 ,137 ,314 ,1312 ,1313 ,1330 ,1363 ,1364 ,1374 ,1376 ,1627 ,1628 ,1663 ,1672 ,1678 ,1705

# Cross Reference



Cross- Manu.	Reference-No.	SM-No.	On Page
MAHLE	029VE31980000	855021-4	94 ,95 ,114 ,123 ,137 ,314 ,1312 ,1313 ,1330 ,1363 ,1364 ,1374 ,1376 ,1627 ,1628 ,1663 ,1672 ,1678 ,1705
MAHLE	029VE31992000	850205-4	103 ,112 ,113 ,114 ,118 ,127 ,138 ,1319 ,1324 ,1329 ,1330 ,1368 ,1373 ,1374 ,1375 ,1376 ,1646 ,1655 ,1662 ,1663 ,1671 ,1672 ,1673 ,1683 ,1685
MAHLE	029VS31686000	975001-8	96 ,97 ,98 ,99 ,100 ,101 ,102 ,104 ,105 ,106 ,107 ,108 ,115 ,116 ,117 ,118 ,119 ,120 ,121 ,125 ,126 ,128 ,129 ,138 ,140 ,514 ,515 ,518 ,569 ,881 ,996 ,1313 ,1314 ,1315 ,1317 ,1318 ,1319 ,1320 ,1321 ,1325 ,1326 ,1327 ,1331 ,1332 ,1334 ,1367 ,1369 ,1370 ,1513 ,1517 ,1629 ,1630 ,1631 ,1632 ,1633 ,1634 ,1635 ,1636 ,1637 ,1639 ,1640 ,1641 ,1643 ,1644 ,1645 ,1646 ,1647 ,1649 ,1650 ,1656 ,1657 ,1658 ,1659 ,1660 ,1661 ,1663 ,1664 ,1665 ,1666 ,1668 ,1669 ,1671 ,1673 ,1674 ,1675 ,1676 ,1677 ,1678 ,1679 ,1680 ,1681 ,1695 ,1706
MAHLE	029VS31728000	975012-8	108 ,109 ,112 ,119 ,121 ,122 ,126 ,128 ,129 ,137 ,138 ,139 ,140 ,141 ,449 ,1327 ,1328 ,1329 ,1373 ,1374 ,1377 ,1667 ,1668 ,1678 ,1707
MAHLE	031FX31215000	883708-4	286 ,288 ,289 ,290 ,307 ,623 ,1119 ,1120 ,1121 ,1123 ,1418
MAHLE	031VA30320000	863728-4	286 ,287 ,288 ,289 ,290 ,307 ,428 ,623 ,1119 ,1120 ,1121 ,1123 ,1714
MAHLE	031VA30380000	863736-4	286 ,1119
MAHLE	031VA31055000	863771-4	249 ,300 ,440 ,524 ,547 ,616 ,617 ,681 ,713 ,714 ,1132 ,1133 ,1414
MAHLE	031VE30319000	853727-4	286 ,287 ,288 ,289 ,290 ,307 ,428 ,623 ,1119 ,1120 ,1123 ,1714
MAHLE	031VE30348	853733-4	293 ,294 ,295 ,296 ,297 ,433 ,434 ,436 ,437 ,597 ,614 ,698 ,1126 ,1127 ,1128 ,1129 ,1130 ,1131 ,1256 ,1413 ,1414 ,1418
MAHLE	031VE30348000	853751-4	294 ,296 ,297 ,436 ,437 ,597 ,1126 ,1127 ,1130 ,1131 ,1256
MAHLE	031VE30578000	853749-4	292 ,516 ,784 ,1124 ,1125 ,1255
MAHLE	031VE30580000	853745-4	298 ,302 ,442 ,715 ,1129 ,1135 ,1136
MAHLE	031VE30588100	853747-4	302 ,442 ,715 ,1135 ,1136
MAHLE	031VE30590000	853709-4	294 ,295 ,296 ,297 ,433 ,434 ,435 ,436 ,437 ,597 ,698 ,1126 ,1127 ,1128 ,1130 ,1131 ,1256 ,1413 ,1414
MAHLE	031VE30594000	853763-4	298 ,302 ,442 ,715 ,1129 ,1135
MAHLE	031VE30918000	853768-4	250 ,298 ,299 ,301 ,441 ,714 ,732 ,1131 ,1133 ,1134 ,1415
MAHLE	031VE30952000	853721-4	286 ,287 ,288 ,289 ,290 ,307 ,623 ,1119 ,1120 ,1121 ,1123 ,1714
MAHLE	031VE31044000	853715-4	299 ,300 ,308 ,440 ,519 ,714 ,1132
MAHLE	031VE31052000	853705-4	295 ,298 ,1128 ,1129
MAHLE	031VE31054000	853770-4	249 ,300 ,440 ,524 ,547 ,713 ,714 ,1132 ,1133 ,1414
MAHLE	031VE31056000	853772-4	249 ,298 ,300 ,301 ,384 ,440 ,441 ,524 ,547 ,713 ,714 ,715 ,1131 ,1132 ,1133 ,1134 ,1135 ,1414 ,1521
MAHLE	031VE31104000	853761-4	300 ,301 ,1132 ,1133
MAHLE	037FE31930000	885135-6	1529 ,1530 ,1531 ,1532 ,1533 ,1534 ,1535 ,1542 ,1545
MAHLE	037FX31921000	885142-6	1242 ,1243 ,1250 ,1528 ,1529 ,1533 ,1535 ,1536 ,1537 ,1542 ,1543 ,1544 ,1545 ,1546
MAHLE	037FX31931000	885134-6	1529 to 1535
MAHLE	037SA30287000	875141-6	1533 ,1534 ,1535 ,1542 ,1545
MAHLE	037SA31339000	875143-6	1531 to 1532
MAHLE	037SA31353000	875145-6	1525 to 1527
MAHLE	037SE30289000	875140-6	1533 to 1535
MAHLE	037SE31338000	875142-6	1531 to 1532
MAHLE	037SE31352000	875144-6	1525 to 1527
MAHLE	037VA30501100	865126-6	1533 ,1534 ,1535 ,1542 ,1545
MAHLE	037VA30869100	865124-6	1529 to 1533
MAHLE	037VA31089000	865145-2	1535
MAHLE	037VA31091000	865141-6	1527
MAHLE	037VA31159000	865136-5	1515
MAHLE	037VA31161000	865153-5	519 ,521 ,539 ,545 ,546 ,1515 ,1516 ,1518 ,1519 ,1520 ,1521
MAHLE	037VA31383000	865157-6	1526 to 1527
MAHLE	037VA31407000	865162-2	1537 ,1546 ,1547
MAHLE	037VA31409000	865160-2	1243 ,1250 ,1536 ,1546
MAHLE	037VA31947000	865146-2	1250 ,1535 ,1536
MAHLE	037VA31975000	865166-2	1528 ,1529 ,1544
MAHLE	037VA31985000	863870-2	1242 ,1249 ,1533 ,1544 ,1545
MAHLE	037VE30500000	855125-40-6 855125-6	450 ,1533 ,1534 ,1535 ,1542 ,1545
MAHLE	037VE30868000	855123-6	1529 to 1533
MAHLE	037VE31084000	855115-6	1524 to 1525
MAHLE	037VE31086000	855146-6	1537 ,1546
MAHLE	037VE31088000	855144-2	1535 ,1546



# Cross Reference

Cross- Manu.	Reference-No.	SM-No.	On Page
MAHLE	037VE31088000	855144-2	1535 ,1546
MAHLE	037VE31090000	855140-6	1527
MAHLE	037VE31152000	855117-6	1525 to 1527
MAHLE	037VE31156000	855135-5	1236 ,1515 ,1516 ,1518 ,1519 ,1520 ,1521
MAHLE	037VE31158000	855137-5	1515
MAHLE	037VE31160000	855150-5	521 ,1515 ,1516 ,1518 ,1519 ,1520 ,1521
MAHLE	037VE31382000	855154-6	1526 ,1527 ,1542 ,1543
MAHLE	037VE31406000	855161-2	1537
MAHLE	037VE31408000	855159-2	1243 ,1250 ,1536 ,1537 ,1546
MAHLE	037VE31946000	855143-2	1250 ,1535 ,1536 ,1546
MAHLE	037VE31984000	853869-2	1242 ,1249 ,1533 ,1545
MAHLE	039VA30382000	863734-4	293 ,294 ,295 ,296 ,297 ,433 ,434 ,435 ,436 ,437 ,597 ,614 ,698 ,1126 ,1127 ,1128 ,1129 ,1130 ,1131 ,1256 ,1413 ,1414 ,1418
MAHLE	039VA30515000	863734-4	293 ,294 ,295 ,296 ,297 ,433 ,434 ,435 ,436 ,437 ,597 ,614 ,698 ,1126 ,1127 ,1128 ,1129 ,1130 ,1131 ,1256 ,1413 ,1414 ,1418
MAHLE	039VA31047100	863702-4	293 ,307 ,380 ,623 ,1125 ,1126
MAHLE	039VA31951000	863778-4	288 ,383 ,428 ,506 ,507 ,510 ,527 ,538 ,544 ,1067 ,1120 ,1121 ,1469 ,1512
MAHLE	039VE30600000	853753-4	299 ,302 ,1132 ,1135
MAHLE	039VE30980000	851107-4	288 ,428 ,509 ,510 ,544 ,794 ,987 ,1122 ,1412 ,1512
MAHLE	039VE31046000	853701-4	292 ,293 ,307 ,380 ,623 ,1125
MAHLE	039VE31048000	851135-4	287 ,383 ,507 ,538 ,793 ,1120 ,1412
MAHLE	039VE31926000	851109-4	291 ,292 ,383 ,987 ,1124 ,1125
MAHLE	039VE31950000	853777-4	288 ,383 ,428 ,506 ,507 ,510 ,527 ,538 ,544 ,1067 ,1120 ,1121 ,1469 ,1512
MAHLE	043VA30835000	863605-6	7 ,254 ,1086 ,1087 ,1088 ,1524
MAHLE	043VE30834000	853604-6	7 ,254 ,1086 ,1087 ,1088 ,1524 ,1690
MAHLE	061FX31933000	883901-6	1281 ,1287 ,1289 ,1290 ,1291
MAHLE	061SA30541000	873938-6	1281 ,1289 ,1291
MAHLE	061SA31359000	873936-6	1008 ,1279 ,1280 ,1281 ,1282 ,1283 ,1284 ,1285 ,1286 ,1287 ,1288 ,1289
MAHLE	061SE30540000	873937-6	1281 ,1289 ,1290 ,1291
MAHLE	061SE31358000	873931-6	1008 ,1279 ,1280 ,1281 ,1282 ,1283 ,1284 ,1285 ,1286 ,1287 ,1288 ,1289
MAHLE	061VA30987000	863913-6	1008 ,1279 ,1281 ,1282 ,1283 ,1284 ,1286 ,1287 ,1288 ,1289
MAHLE	061VA31127000	863918-6	1281 ,1286 ,1289 ,1290 ,1291
MAHLE	061VA31391000	863920-4	1281 ,1286 ,1289 ,1290 ,1291
MAHLE	061VA32007000	863922-6	1289 ,1290 ,1441
MAHLE	061VA32009000	863924-6	1289 to 1290
MAHLE	061VE30986000	853910-6	1008 ,1279 ,1280 ,1281 ,1282 ,1283 ,1284 ,1285 ,1286 ,1287 ,1288 ,1289
MAHLE	061VE30986100	853910-6	1008 ,1279 ,1280 ,1281 ,1282 ,1283 ,1284 ,1285 ,1286 ,1287 ,1288 ,1289
MAHLE	061VE31126000	853916-6	1281 ,1286 ,1289 ,1290 ,1291
MAHLE	061VE31390000	853919-4	1279 ,1281
MAHLE	061VE32006100	853921-6	1289 ,1290 ,1291 ,1441
MAHLE	081FX31188000	880734-4	200 ,203 ,207 ,208
MAHLE	081VA30342000	860717-6	200 ,215
MAHLE	081VA30503000	860744-6	203 ,204 ,207 ,216
MAHLE	081VA31013000	860755-6	721 ,1255
MAHLE	081VA31261000	860715-4	258 ,988
MAHLE	081VA31395000	860748-6	201 ,215
MAHLE	081VE30339000	850718-4	203 ,208
MAHLE	081VE30343000	850734-4	203 ,207 ,208
MAHLE	081VE30502000	850732-4 850743-6	203 ,204 ,207 ,216 ,722
MAHLE	081VE30502100	850732-4 850743-6	203 ,204 ,207 ,216 ,722
MAHLE	081VE30568000	850708-4	209
MAHLE	081VE30570000	850710-6	199
MAHLE	081VE30572000	850712-6	202
MAHLE	081VE30574000	850726-4	203
MAHLE	081VE30576000	850728-6	200
MAHLE	081VE31012100	853527-4	199 ,1074 ,1476
MAHLE	081VE31014000	850720-4	210 to 211
MAHLE	081VE31016000	850722-4	205



# Cross Reference



Cross- Manu.	Reference-No.	SM-No.	On Page
MAHLE	081VE31016000	850722-4	205
MAHLE	081VE31238000	850738-4	205 ,206 ,207 ,216
MAHLE	081VE31260000	850714-4	258 ,988
MAHLE	081VE31394000	850747-6	201 ,207
MAHLE	081VE31398000	850741-4	31 ,202 ,206 ,988
MAHLE	081VE31402000	850700-4	206
MAHLE	081VX30895100	850756-4	31 ,201 ,204 ,722 ,981 ,1256
MAHLE	099FX30418000	881571-6	7 ,355 ,356 ,357 ,358 ,359 ,360 ,366 ,367 ,368 ,369 ,390 ,391 ,392 ,667 ,729
MAHLE	099SA31419000	871592-6	363 ,664
MAHLE	099SE31418000	871591-6	363 ,664
MAHLE	099VA31363000	865164-6	360 ,361 ,369 ,370 ,1249 ,1528 ,1544
MAHLE	099VA31791000	861583-6	363 ,664
MAHLE	099VE30670100	851504-6	7 ,355 ,356 ,357 ,358 ,359 ,360 ,366 ,367 ,368 ,369 ,391 ,643 ,667 ,729
MAHLE	099VE31118000	851576-6	355 ,366 ,390
MAHLE	099VE31120000	851572-6	355 ,667
MAHLE	099VE31270000	851578-6	360 ,369 ,1528 ,1543
MAHLE	099VE31362000	855163-6	360 ,361 ,369 ,370 ,1249 ,1528 ,1544
MAHLE	099VE31792000	851582-6	363
MAHLE	099VE31794000	851520-4	355
MAHLE	151VE30674000	853205-6	376 ,390 ,392 ,999
MAHLE	201VA30308000	860746-4	721 ,981 ,1255 ,1256
MAHLE	201VA30945100	860602-6	721 ,981 ,1255 ,1256
MAHLE	201VE30307000	850745-4	721 ,981 ,1255 ,1256
MAHLE	201VE30944000	850601-6	721 ,981 ,1255 ,1256
MAHLE	209VA30865000	863858-6	726 ,1242 ,1249 ,1250
MAHLE	209VA31065000	863856-6	726 ,1241 ,1248
MAHLE	209VA31293000	863860-6	1241 ,1248 ,1273
MAHLE	209VE30864000	853857-6	726 ,1242 ,1249 ,1250
MAHLE	209VE31062000	853865-2	1243 ,1250 ,1251
MAHLE	209VE31064000	853855-6	726 ,1241 ,1248
MAHLE	209VE31292000	853859-6	1241 ,1248 ,1273
MAHLE	211-3203	850801-6	311 ,1691
MAHLE	211-3204	860802-6	311 ,1691
MAHLE	213VE31018100	851304-6	342 ,1012
MAHLE	213VE31020000	851307-6	343 ,344 ,1013
MAHLE	213VE31022000	851311-6	344 ,345 ,572 ,1013 ,1390 ,1391
MAHLE	213VE31786000	851321-6	343 ,572 ,1391 ,1441 ,1486
MAHLE	222VA31301000	861020-3	879 ,1386
MAHLE	222VE31300000	851019-3	1386
MAHLE	227FA31231000	883141-6	758 ,759 ,760 ,761 ,762 ,763 ,764 ,765 ,766 ,767 ,768 ,769 ,770 ,771 ,772 ,773 ,774 ,775 ,777 ,778 ,780 ,1008 ,1009 ,1010 ,1339 ,1390 ,1440
MAHLE	227FX30406000	883130-6	393 ,753 ,754 ,755 ,757 ,758 ,759 ,760 ,761 ,762 ,763 ,764 ,765 ,766 ,767 ,768 ,769 ,770 ,771 ,772 ,773 ,774 ,775 ,777 ,778 ,780 ,1008 ,1009 ,1010 ,1338 ,1339 ,1390 ,1440
MAHLE	227SA31325000	873121-6	778 to 780
MAHLE	227SA31333000	873124-6	777 ,1011
MAHLE	227SA31335000	873119-6	387 ,750 ,751 ,752 ,756 ,1006 ,1439 ,1691 ,1718
MAHLE	227SE31324000	873120-6	778 ,779 ,780 ,1441
MAHLE	227SE31332000	873123-6	777 ,1011
MAHLE	227SE31334000	873118-6	387 ,750 ,751 ,752 ,756 ,1006 ,1439 ,1691 ,1718
MAHLE	227SE31424000	873109-6	758 ,759 ,761 ,762 ,763 ,764 ,765 ,766 ,767 ,768 ,769 ,770 ,771 ,772 ,773 ,774 ,778 ,1008 ,1009 ,1010
MAHLE	227VA30414000	863112-6	393 ,753 ,754 ,755 ,757 ,758 ,759 ,760 ,761 ,762 ,763 ,764 ,765 ,766 ,767 ,768 ,769 ,770 ,771 ,772 ,773 ,774 ,775 ,776 ,777 ,778 ,780 ,1008 ,1009 ,1010 ,1338 ,1339 ,1390 ,1440 ,1718
MAHLE	227VA30913000	863142-6	778 ,779 ,780 ,1441
MAHLE	227VA30955000	863141-6	387 ,750 ,751 ,756 ,1006 ,1439 ,1691 ,1718
MAHLE	227VA30957000	863137-6	751 ,776 ,777 ,1011
MAHLE	227VE30412000	853118-6	393 ,753 ,754 ,755 ,757 ,758 ,759 ,760 ,761 ,762 ,763 ,764 ,765 ,766 ,767 ,768 ,769 ,770 ,771 ,772 ,773 ,774 ,775 ,777 ,778 ,780 ,1008 ,1009 ,1010 ,1338 ,1339 ,1390 ,1440 ,1718



# Cross Reference

Cross- Manu.	Reference-No.	SM-No.	On Page
MAHLE	227VE30412000	853118-6	393 ,753 ,754 ,755 ,757 ,758 ,759 ,760 ,761 ,762 ,763 ,764 ,765 ,766 ,767 ,768 ,769 ,770 ,771 ,772 ,773 ,774 ,775 ,777 ,778 ,780 ,1008 ,1009 ,1010 ,1338 ,1339 ,1390 ,1440 ,1718
MAHLE	227VE30910000	853134-6	687 ,765 ,767 ,768 ,769 ,770 ,772 ,773 ,776 ,777 ,1009 ,1010 ,1440 ,1718
MAHLE	227VE30912000	853141-6	776 ,778 ,779 ,780 ,1441 ,1718
MAHLE	227VE30954000	853140-6	387 ,750 ,751 ,752 ,756 ,1006 ,1439 ,1691 ,1718
MAHLE	227VE30956000	853136-6	751 ,776 ,777 ,1011
MAHLE	227VE30958000	853138-6	748 ,749 ,750 ,1006 ,1691 ,1718
MAHLE	227VE31032000	853124-6	392 ,393 ,746 ,747 ,748 ,749 ,750 ,1006 ,1390 ,1439 ,1718
MAHLE	448VE30946000	852801-4	696 to 697
MAHLE	607VA31275000	869702-4	1431 to 1432
MAHLE	607VE31274000	859701-4	1431 to 1432
MAHLE	627VA30663000	868502-4	796
MAHLE	627VE30658000	858503-4	794 to 795
MAHLE	627VE30662000	858501-4	348 ,680 ,796
MAHLE	627VE30662100	858501-4	348 ,680 ,796
MAHLE	640VA30639000	863830-4	1025 to 1026
MAHLE	640VE31280000	853829-4	1025
MAHLE	676VE31036000	852407-4	376 ,529 ,535 ,616 ,652 ,681 ,995
MAHLE	681VA31273000	862402-4	375 ,612 ,613 ,684
MAHLE	681VA31939000	862416-4	612 ,613 ,614 ,679 ,680
MAHLE	681VA31959000	862418-4	375 ,614 ,679 ,684
MAHLE	681VE31272000	852401-4	612 ,613 ,684
MAHLE	681VE31288000	852403-4	222 ,225 ,375 ,523 ,535 ,557 ,581 ,614 ,615 ,680 ,994 ,995
MAHLE	681VE31938000	852415-4	612 ,613 ,614 ,679 ,680
MAHLE	681VE31958000	852417-4	614 ,679 ,684

METELLI	01-0971	883922-6	1008 ,1280 ,1281 ,1282 ,1283 ,1284 ,1285 ,1287
METELLI	01-1316	885135-6	1529 ,1530 ,1531 ,1532 ,1533 ,1534 ,1535 ,1542 ,1545
METELLI	01-1369	882805-4	696 to 697
METELLI	01-1370	882806-4	696 to 697
METELLI	01-1449	881090-6	943 ,945 ,946 ,947 ,951 ,952 ,953 ,954 ,957 ,963 ,1007 ,1009 ,1011 ,1338
METELLI	01-1871	880732-4	199 ,202
METELLI	01-1910	885136-6	1525 to 1527
METELLI	01-1913	880731-4	202 ,208 ,209 ,210 ,211
METELLI	01-2077	883924-6	1008 ,1279 ,1280 ,1281 ,1282 ,1283 ,1284 ,1285 ,1286 ,1287 ,1288 ,1289
METELLI	01-2078	883925-6	1008 ,1279 ,1280 ,1281 ,1282 ,1283 ,1284 ,1285 ,1286 ,1287 ,1288 ,1289
METELLI	01-2093	883555-4	152 ,153 ,1073 ,1076 ,1475 ,1477
METELLI	01-2099	881045-4	335 ,887 ,888 ,889 ,894 ,896 ,897 ,898 ,899 ,1397 ,1398
METELLI	01-2131	881026-6	387 ,908 ,909 ,910 ,911 ,912 ,913 ,914 ,915 ,916 ,917 ,918 ,919 ,920 ,921 ,922 ,923 ,924 ,925 ,926 ,927 ,928 ,929 ,930 ,931 ,932
METELLI	01-2266	883862-6 883867-6	726 ,1242 ,1249 ,1250
METELLI	01-2326	882807-4	696 to 698
METELLI	01-2327	882808-4	696 to 698
METELLI	01-2377	880734-4	200 ,203 ,207 ,208
METELLI	01-2444	880724-4	200 ,203 ,204 ,205 ,207 ,208 ,210 ,211 ,215 ,216 ,722 ,723 ,882 ,974
METELLI	01-2470	880227-4	96 ,99 ,100 ,101 ,102 ,103 ,107 ,108 ,111 ,120 ,121 ,138 ,140 ,514 ,515 ,519 ,553 ,1317 ,1318 ,1319 ,1320 ,1321 ,1327 ,1367 ,1368 ,1370 ,1374 ,1633 ,1643 ,1644 ,1645 ,1646 ,1647 ,1648 ,1651 ,1661 ,1667 ,1695 ,1696 ,1697
METELLI	01-2472	880229-4	121 ,128 ,1332 ,1679
METELLI	01-2488	880228-4	94 ,96 ,108 ,109 ,110 ,122 ,123 ,124 ,125 ,130 ,131 ,132 ,138 ,139 ,140 ,141 ,522 ,1311 ,1315 ,1316 ,1327 ,1328 ,1331 ,1332 ,1333 ,1363 ,1365 ,1366 ,1373 ,1374 ,1376 ,1377 ,1378 ,1626 ,1633 ,1636 ,1638 ,1639 ,1642 ,1662 ,1667 ,1668 ,1669 ,1678 ,1680 ,1682 ,1683 ,1684 ,1687 ,1698 ,1707
METELLI	01-2534	880728-6	199
METELLI	01-2585	883803-4	993 ,1027 ,1073 ,1232 ,1475 ,1514
METELLI	01-2603	882046-4	4 ,25 ,437 ,438 ,439 ,712 ,713
METELLI	01-2634	883901-6	1281 ,1287 ,1289 ,1290 ,1291
METELLI	01-2653	883909-6	1008 ,1279 ,1285 ,1286 ,1288 ,1289
METELLI	01-2658	883910-6	1008 ,1279 ,1285 ,1286 ,1288 ,1289



# Cross Reference



Cross- Manu.	Reference-No.	SM-No.	On Page
METELLI	01-2658	883910-6	1008 ,1279 ,1285 ,1286 ,1288 ,1289
METELLI	01-2776	883860-6	726 ,1241 ,1248
METELLI	01-2777	883861-6	726 ,1241 ,1248
METELLI	01-2825	883144-6	759 ,762 ,763 ,764 ,766 ,767 ,768 ,770 ,772 ,777 ,778 ,1009 ,1010 ,1339 ,1390 ,1440
METELLI	01-2826	883139-6	387 ,750 ,751 ,756 ,759 ,765 ,767 ,768 ,769 ,772 ,773 ,777 ,1006 ,1009 ,1010 ,1011 ,1439 ,1440
METELLI	01-2835	881316-6	342 ,344 ,345 ,572 ,1390 ,1391 ,1439 ,1486
METELLI	01-2928	885142-6	1242 ,1243 ,1250 ,1528 ,1529 ,1533 ,1535 ,1536 ,1537 ,1542 ,1543 ,1544 ,1545 ,1546
METELLI	01-2973	885163-6	1537 ,1546 ,1547
METELLI	01-S2785	881001-4	880 to 881
METELLI	01-S2787	881002-4	880 to 881
METELLI	01S2681	881010-4	149 ,259 ,560 ,887 ,891 ,892 ,893 ,894 ,978
METELLI	06-0256	875146-6	1529 to 1533
METELLI	06-0258	875147-6	1529 to 1533
METELLI	06-0260	875141-6	1533 ,1534 ,1535 ,1542 ,1545
METELLI	06-0261	875140-6	1533 to 1535
METELLI	06-0366	871037-6	908 ,909 ,910 ,911 ,912 ,913 ,914 ,916 ,917 ,918 ,919 ,920 ,921 ,922 ,924 ,926 ,928 ,932 ,949
METELLI	06-0370	871061-6	942 ,943 ,945 ,946 ,947 ,951 ,952 ,953 ,955 ,963 ,964 ,965 ,1007 ,1009 ,1011 ,1012 ,1338
METELLI	06-0371	871062-6	942 ,943 ,945 ,946 ,947 ,951 ,952 ,953 ,963 ,964 ,965 ,1007 ,1009 ,1011 ,1012 ,1338
METELLI	06-0391	875145-6	1525 to 1527
METELLI	06-0409	875148-6	1524
METELLI	06-0410	875149-6	1524
METELLI	06-0417	873931-6	1008 ,1279 ,1280 ,1281 ,1282 ,1283 ,1284 ,1285 ,1286 ,1287 ,1288 ,1289
METELLI	06-0424	871061-6	942 ,943 ,945 ,946 ,947 ,951 ,952 ,953 ,955 ,963 ,964 ,965 ,1007 ,1009 ,1011 ,1012 ,1338
METELLI	06-0445	873938-6	1281 ,1289 ,1291
METELLI	06-0446	873937-6	1281 ,1289 ,1290 ,1291
METELLI	06-0447	875155-6	1250
METELLI	06-0448	875156-6	1250
METELLI	06-0453	873116-6	687 ,767 ,768 ,769 ,770 ,772 ,773 ,774 ,776 ,777 ,1009 ,1010 ,1440 ,1718
METELLI	06-0454	873117-6	687 ,767 ,768 ,769 ,770 ,772 ,773 ,774 ,776 ,777 ,1009 ,1010 ,1440 ,1718
METELLI	06-0459	875153-6	1250
METELLI	06-0460	875154-6	1250
METELLI	06-0461	875157-6	1243 ,1536
METELLI	06-0462	875158-6	1243 ,1536
METELLI	20-0017	973715-8	299 ,302 ,304 ,341 ,440 ,715 ,1132 ,1135 ,1137 ,1238

PAYEN	AC5220	905009-1	108 ,112 ,113 ,1324 ,1325 ,1329 ,1372 ,1373 ,1655 ,1662 ,1667
PAYEN	AF5370	901023-1	351 ,948 ,958 ,959 ,960 ,961 ,962 ,1339 ,1340 ,1341
PAYEN	AH5390	901012-1	949 to 950
PAYEN	BC790	901004-1	901 to 902
PAYEN	BC920	900715-1	202 ,209
PAYEN	BE220	905105-1	1525 to 1527
PAYEN	BE240	905103-1	1533 to 1534
PAYEN	BG850	901001-1 901002-1 903101-1	752 ,756 ,942 ,943 ,944 ,945 ,946 ,947 ,948 ,951 ,952 ,953 ,954 ,955 ,956 ,957 ,962 ,963 ,964 ,965 ,1007 ,1009 ,1011 ,1012 ,1338 ,1339
PAYEN	BH700	902830-1	697
PAYEN	BK230	905102-1	1529 ,1531 ,1532 ,1533
PAYEN	BL570	905005-1	95 ,509 ,1314 ,1315 ,1629 ,1630 ,1631 ,1632
PAYEN	BM360	905002-1	106 ,107 ,113 ,115 ,116 ,117 ,118 ,119 ,120 ,139 ,518 ,553 ,597 ,1028 ,1325 ,1326 ,1330 ,1331 ,1656 ,1657 ,1658 ,1659 ,1660 ,1661 ,1663 ,1664 ,1665 ,1666 ,1673 ,1674 ,1675 ,1676 ,1677 ,1696 ,1697 ,1706
PAYEN	BN100	905004-1	97 ,98 ,322 ,1634 ,1641 ,1695
PAYEN	BN720	901015-1	888 ,897
PAYEN	BN960	905003-1	97 ,98 ,322 ,1431 ,1634 ,1635 ,1636 ,1637 ,1638 ,1641 ,1695
PAYEN	BS310	901005-1	627 ,907 ,908 ,909 ,910 ,911 ,913 ,922 ,923 ,925 ,926 ,927 ,929 ,930 ,932 ,1422 ,1433



# Cross Reference

Cross- Manu.	Reference-No.	SM-No.	On Page
PAYEN	BS310	901005-1	627 ,907 ,908 ,909 ,910 ,911 ,913 ,922 ,923 ,925 ,926 ,927 ,929 ,930 ,932 ,1422 ,1433
PAYEN	BS311	901005-1	627 ,907 ,908 ,909 ,910 ,911 ,913 ,922 ,923 ,925 ,926 ,927 ,929 ,930 ,932 ,1422 ,1433
PAYEN	BS340	902005-1	447 ,448 ,454 ,643 ,644
PAYEN	BS540	903803-1	784 ,1228 ,1229 ,1230 ,1231 ,1232 ,1413
PAYEN	BS560	903902-1	1008 ,1279 ,1280 ,1281 ,1282 ,1283 ,1285 ,1286 ,1287 ,1289
PAYEN	BT540	901016-1	887
PAYEN	BT840	905106-1	1525 to 1528
PAYEN	BT850	905104-1	1533 to 1534
PAYEN	BT930	905102-1	1529 ,1531 ,1532 ,1533
PAYEN	BV270	903901-1	1280 ,1283 ,1284 ,1285 ,1287 ,1288 ,1289
PAYEN	BV870	905024-1	99 ,100 ,1317 ,1320 ,1369 ,1643 ,1644 ,1646 ,1649 ,1650 ,1651
PAYEN	BW160	902006-1	447 ,448 ,449 ,454 ,640 ,643 ,644 ,645
PAYEN	BW370	901013-1	334 ,896 ,899 ,1396 ,1397 ,1398
PAYEN	BW380	901014-1	334 ,897 ,899 ,1396 ,1397 ,1398
PAYEN	BX820	905008-1	100 ,101 ,102 ,514 ,515 ,1317 ,1318 ,1319 ,1320 ,1321 ,1369 ,1644 ,1645 ,1646 ,1647 ,1650
PAYEN	BX920	903715-1	295 ,296 ,297 ,436 ,437 ,698 ,1128 ,1129 ,1130 ,1256 ,1413 ,1414 ,1418
PAYEN	BZ060	905007-1	100 ,101 ,1320 ,1321 ,1367 ,1369 ,1370 ,1644 ,1645 ,1647 ,1648 ,1651 ,1652 ,1695 ,1696 ,1705
PAYEN	BZ140	901007-1	966 ,967 ,968 ,969 ,1012 ,1341 ,1342
PAYEN	DB140	903903-1	1280 ,1283 ,1284 ,1285 ,1287 ,1288
PAYEN	DE230	905101-1	1529 ,1530 ,1532
PAYEN	DG855	903103-1	757 ,758 ,759 ,760 ,761 ,762 ,763 ,764 ,765 ,766 ,767 ,768 ,769 ,770 ,771 ,772 ,773 ,774 ,775 ,776 ,777 ,778 ,1440
PAYEN	DV270	903903-1	1280 ,1283 ,1284 ,1285 ,1287 ,1288
PAYEN	HR5076	915101-8	521 ,522 ,539 ,545 ,546 ,1515 ,1516 ,1518 ,1519 ,1520 ,1521
PAYEN	NA5164	913582-8	243 ,244 ,245 ,329 ,330 ,331 ,590
PAYEN	PA096	911002-8	105 ,106 ,120 ,128 ,132 ,156 ,157 ,334 ,335 ,351 ,387 ,560 ,652 ,664 ,687 ,750 ,751 ,752 ,756 ,757 ,758 ,760 ,767 ,768 ,770 ,772 ,773 ,775 ,776 ,777 ,781 ,887 ,888 ,889 ,891 ,894 ,896 ,897 ,898 ,899 ,903 ,906 ,948 ,958 ,959 ,960 ,961 ,962 ,966 ,967 ,968 ,969 ,996 ,1006 ,1009 ,1010 ,1011 ,1012 ,1155 ,1339 ,1340 ,1341 ,1342 ,1345 ,1396 ,1397 ,1398 ,1439 ,1440 ,1689 ,1691 ,1718
PAYEN	PA154	913502-8	106 ,153 ,253 ,528 ,529 ,554 ,723 ,901 ,1074 ,1077 ,1078 ,1081 ,1257 ,1475 ,1478 ,1479
PAYEN	PA5041	915097-8	32 ,94 ,96 ,99 ,103 ,104 ,106 ,108 ,109 ,110 ,111 ,112 ,113 ,114 ,121 ,122 ,123 ,124 ,125 ,126 ,127 ,128 ,129 ,130 ,131 ,132 ,137 ,138 ,139 ,140 ,141 ,142 ,143 ,146 ,199 ,200 ,203 ,204 ,205 ,207 ,208 ,209 ,210 ,211 ,212 ,215 ,216 ,241 ,243 ,245 ,246 ,247 ,248 ,249 ,250 ,251 ,252 ,253 ,258 ,259 ,291 ,292 ,293 ,301 ,302 ,303 ,307 ,308 ,314 ,322 ,330 ,331 ,332 ,333 ,334 ,375 ,376 ,380 ,430 ,431 ,443 ,446 ,518 ,521 ,560 ,569 ,575 ,589 ,590 ,591 ,592 ,593 ,594 ,597 ,623 ,626 ,659 ,660 ,661 ,690 ,714 ,716 ,717 ,721 ,722 ,723 ,732 ,735 ,879 ,880 ,881 ,882 ,883 ,884 ,885 ,886 ,887 ,889 ,890 ,891 ,892 ,898 ,903 ,904 ,932 ,936 ,974 ,975 ,978 ,993 ,994 ,995 ,1026 ,1027 ,1028 ,1030 ,1068 ,1069 ,1070 ,1072 ,1073 ,1074 ,1075 ,1077 ,1079 ,1080 ,1081 ,1121 ,1125 ,1126 ,1133 ,1134 ,1135 ,1136 ,1152 ,1153 ,1154 ,1155 ,1156 ,1158 ,1159 ,1160 ,1161 ,1225 ,1226 ,1232 ,1235 ,1238 ,1239 ,1255 ,1264 ,1265 ,1311 ,1315 ,1316 ,1319 ,1322 ,1323 ,1324 ,1325 ,1327 ,1328 ,1329 ,1330 ,1331 ,1332 ,1333 ,1334 ,1363 ,1365 ,1366 ,1367 ,1368 ,1370 ,1371 ,1372 ,1373 ,1374 ,1375 ,1376 ,1377 ,1378 ,1379 ,1382 ,1386 ,1387 ,1396 ,1407 ,1412 ,1418 ,1470 ,1471 ,1472 ,1473 ,1474 ,1475 ,1476 ,1477 ,1478 ,1479 ,1480 ,1481 ,1482 ,1517 ,1521 ,1626 ,1633 ,1636 ,1638 ,1639 ,1642 ,1643 ,1646 ,1649 ,1652 ,1653 ,1654 ,1655 ,1658 ,1661 ,1662 ,1663 ,1667 ,1668 ,1669 ,1670 ,1671 ,1672 ,1673 ,1678 ,1679 ,1680 ,1682 ,1683 ,1684 ,1685 ,1686 ,1687 ,1689 ,1695 ,1696 ,1697 ,1698 ,1699 ,1700 ,1705 ,1707 ,1708
PAYEN	PA565	913501-8	152 ,240 ,241 ,242 ,243 ,244 ,245 ,246 ,247 ,249 ,250 ,251 ,252 ,254 ,329 ,330 ,332 ,333 ,431 ,589 ,590 ,592 ,593 ,626 ,627 ,698 ,1029 ,1064 ,1066 ,1067 ,1068 ,1069 ,1070 ,1071 ,1075 ,1078 ,1079 ,1080 ,1082 ,1411 ,1412 ,1467 ,1468 ,1469 ,1470 ,1471 ,1472 ,1473 ,1474 ,1479 ,1480 ,1481 ,1483
PAYEN	PA6063	913901-6	10 ,343 ,726 ,1279 ,1281 ,1289 ,1290 ,1291 ,1441 ,1486 ,1537 ,1546

# Cross Reference



Cross- Manu.	Reference-No.	SM-No.	On Page
PAYEN	PA6063	913901-6	10 ,343 ,726 ,1279 ,1281 ,1289 ,1290 ,1291 ,1441 ,1486 ,1537 ,1546
PAYEN	PA6097	915097-8	32 ,94 ,96 ,99 ,103 ,104 ,106 ,108 ,109 ,110 ,111 ,112 ,113 ,114 ,121 ,122 ,123 ,124 ,125 ,126 ,127 ,128 ,129 ,130 ,131 ,132 ,137 ,138 ,139 ,140 ,141 ,142 ,143 ,146 ,199 ,200 ,203 ,204 ,205 ,207 ,208 ,209 ,210 ,211 ,212 ,215 ,216 ,241 ,243 ,245 ,246 ,247 ,248 ,249 ,250 ,251 ,252 ,253 ,258 ,259 ,291 ,292 ,293 ,301 ,302 ,303 ,307 ,308 ,314 ,322 ,330 ,331 ,332 ,333 ,334 ,375 ,376 ,380 ,430 ,431 ,443 ,446 ,518 ,521 ,560 ,569 ,575 ,589 ,590 ,591 ,592 ,593 ,594 ,597 ,623 ,626 ,659 ,660 ,661 ,690 ,714 ,716 ,717 ,721 ,722 ,723 ,732 ,735 ,879 ,880 ,881 ,882 ,883 ,884 ,885 ,886 ,887 ,889 ,890 ,891 ,892 ,898 ,903 ,904 ,932 ,936 ,974 ,975 ,978 ,993 ,994 ,995 ,1026 ,1027 ,1028 ,1030 ,1068 ,1069 ,1070 ,1072 ,1073 ,1074 ,1075 ,1077 ,1079 ,1080 ,1081 ,1121 ,1125 ,1126 ,1133 ,1134 ,1135 ,1136 ,1152 ,1153 ,1154 ,1155 ,1156 ,1158 ,1159 ,1160 ,1161 ,1225 ,1226 ,1232 ,1235 ,1238 ,1239 ,1255 ,1264 ,1265 ,1311 ,1315 ,1316 ,1319 ,1322 ,1323 ,1324 ,1325 ,1327 ,1328 ,1329 ,1330 ,1331 ,1332 ,1333 ,1334 ,1363 ,1365 ,1366 ,1367 ,1368 ,1370 ,1371 ,1372 ,1373 ,1374 ,1375 ,1376 ,1377 ,1378 ,1379 ,1382 ,1386 ,1387 ,1396 ,1407 ,1412 ,1418 ,1470 ,1471 ,1472 ,1473 ,1474 ,1475 ,1476 ,1477 ,1478 ,1479 ,1480 ,1481 ,1482 ,1517 ,1521 ,1626 ,1633 ,1636 ,1638 ,1639 ,1642 ,1643 ,1646 ,1649 ,1652 ,1653 ,1654 ,1655 ,1658 ,1661 ,1662 ,1663 ,1667 ,1668 ,1669 ,1670 ,1671 ,1672 ,1673 ,1678 ,1679 ,1680 ,1682 ,1683 ,1684 ,1685 ,1686 ,1687 ,1689 ,1695 ,1696 ,1697 ,1698 ,1699 ,1700 ,1705 ,1707 ,1708
PAYEN	PA814	911001-8	620 ,889 ,891 ,901 ,902 ,1087 ,1088 ,1152 ,1334
PAYEN	PA994	911001-8	620 ,889 ,891 ,901 ,902 ,1087 ,1088 ,1152 ,1334
PAYEN	PB394	911002-8	105 ,106 ,120 ,128 ,132 ,156 ,157 ,334 ,335 ,351 ,387 ,560 ,652 ,664 ,687 ,750 ,751 ,752 ,756 ,757 ,758 ,760 ,767 ,768 ,770 ,772 ,773 ,775 ,776 ,777 ,781 ,887 ,888 ,889 ,891 ,894 ,896 ,897 ,898 ,899 ,903 ,906 ,948 ,958 ,959 ,960 ,961 ,962 ,966 ,967 ,968 ,969 ,996 ,1006 ,1009 ,1010 ,1011 ,1012 ,1155 ,1339 ,1340 ,1341 ,1342 ,1345 ,1396 ,1397 ,1398 ,1439 ,1440 ,1689 ,1691 ,1718
PAYEN	PB996	911002-8	105 ,106 ,120 ,128 ,132 ,156 ,157 ,334 ,335 ,351 ,387 ,560 ,652 ,664 ,687 ,750 ,751 ,752 ,756 ,757 ,758 ,760 ,767 ,768 ,770 ,772 ,773 ,775 ,776 ,777 ,781 ,887 ,888 ,889 ,891 ,894 ,896 ,897 ,898 ,899 ,903 ,906 ,948 ,958 ,959 ,960 ,961 ,962 ,966 ,967 ,968 ,969 ,996 ,1006 ,1009 ,1010 ,1011 ,1012 ,1155 ,1339 ,1340 ,1341 ,1342 ,1345 ,1396 ,1397 ,1398 ,1439 ,1440 ,1689 ,1691 ,1718

TRW	105-03364	863601-6	1086
TRW	105-03365	853604-6	7 ,254 ,1086 ,1087 ,1088 ,1524 ,1690
TRW	105-03366	863605-6	7 ,254 ,1086 ,1087 ,1088 ,1524
TRW	105-34129	855109-6	1526
TRW	105-34131	855119-6	1529 to 1532
TRW	105-34132	865120-6	1529 to 1532
TRW	105-34134	865110-6	1526
TRW	105-34439	863902-6	1279
TRW	105-34577	866204-6	566
TRW	105-34610	855121-6	1534
TRW	105-34611	865122-6	1534
TRW	105-34631	852801-4	696 to 697
TRW	105-34632	862802-4	696 to 697
TRW	105-34928	863905-6	1283
TRW	105-34949	855125-40-6 855125-6	450 ,1533 ,1534 ,1535 ,1542 ,1545
TRW	105-34950	865126-6	1533 ,1534 ,1535 ,1542 ,1545
TRW	105-34961	853901-6	1279
TRW	105-34963	863909-6	1008 ,1279 ,1280 ,1281 ,1282 ,1283 ,1284 ,1285 ,1286 ,1287 ,1288 ,1289
TRW	105-34965	863903-6	1279
TRW	105-35035	853907-6	1282 to 1283
TRW	105-35036	853908-6	1008 ,1280 ,1281 ,1282 ,1283 ,1284 ,1285 ,1287
TRW	105-35037	855123-6	1529 to 1533
TRW	105-35060	862151-4	508
TRW	105-35083	853904-6	1282 to 1283
TRW	105-35099	855117-6	1525 to 1527
TRW	105-35298	861302-6	341 to 342
TRW	105-35355	853910-6	1008 ,1279 ,1280 ,1281 ,1282 ,1283 ,1284 ,1285 ,1286 ,1287 ,1288 ,1289
TRW	105-35377	855127-6	1529 to 1532
TRW	105-35379	861306-6	342 ,1012
TRW	105-35399	851304-6	342 ,1012
TRW	105-35400	856203-6	566
TRW	105-35453	862166-4	512 ,793 ,1411



# Cross Reference

Cross- Manu.	Reference-No.	SM-No.	On Page
TRW	105-35453	862166-4	512 ,793 ,1411
TRW	105-35459	853602-6	1088 ,1247 ,1248
TRW	105-35460	863603-6	1247
TRW	105-35466	851307-6	343 ,344 ,1013
TRW	105-35467	861308-6	343 ,344 ,1013
TRW	105-35474	850745-4	721 ,981 ,1255 ,1256
TRW	105-35475	860746-4	721 ,981 ,1255 ,1256
TRW	105-35491	853914-6	1279
TRW	105-35496	851305-6	342
TRW	105-35497	861312-6	342
TRW	105-35499	861310-6	343 ,344 ,1013
TRW	105-35500	854011-4	1266 to 1267
TRW	105-35501	864008-4	1266 ,1523
TRW	105-35502	852165-4	510 ,512
TRW	105-35504	863911-6	1279
TRW	105-35505	863913-6	1008 ,1279 ,1281 ,1282 ,1283 ,1284 ,1286 ,1287 ,1288 ,1289
TRW	105-35511	852105-4	526
TRW	105-35512	862102-4	526
TRW	105-35514	862164-4	241 ,511 ,512 ,516 ,534 ,575
TRW	105-35515	851307-6	343 ,344 ,1013
TRW	105-35530	862182-4	251 ,308 ,442 ,519 ,520 ,521 ,539 ,714 ,1415
TRW	105-35539	852131-4	506
TRW	105-35540	862132-4	506
TRW	105-35541	852123-4	510 to 511
TRW	105-35542	862124-4	510 to 511
TRW	105-35547	853916-6	1281 ,1286 ,1289 ,1290 ,1291
TRW	105-35548	863918-6	1281 ,1286 ,1289 ,1290 ,1291
TRW	105-35550	862188-4	511 ,512 ,513 ,514 ,534 ,538 ,545 ,552 ,795
TRW	105-35551	852185-4	517 ,522 ,523 ,546 ,547 ,552
TRW	105-35552	862186-4	517 ,522 ,523 ,546 ,547 ,552
TRW	105-35600	861316-6	344 ,345 ,572 ,1390 ,1391
TRW	105-35601	851311-6	344 ,345 ,572 ,1013 ,1390 ,1391
TRW	105-35617	850801-6	311 ,1691
TRW	105-35618	860802-6	311 ,1691
TRW	105-35619	851313-6	344 ,345 ,572 ,1390 ,1391
TRW	105-35620	861314-6	344 ,345 ,572 ,1390 ,1391
TRW	105-35621	851315-6	345
TRW	105-35626	853919-4	1279 ,1281
TRW	105-35627	863920-4	1281 ,1286 ,1289 ,1290 ,1291
TRW	105-35630	851319-6	342 ,572 ,1390 ,1439 ,1486
TRW	105-35631	861320-6	342 ,572 ,1390 ,1439 ,1486
TRW	105-35632	852031-4	7 ,10 ,311 ,336 ,341 ,387 ,530 ,572 ,643 ,645 ,664 ,1390 ,1422 ,1486 ,1690 ,1691
TRW	105-35633	862032-4	7 ,10 ,311 ,336 ,341 ,387 ,530 ,572 ,643 ,645 ,664 ,1390 ,1422 ,1486 ,1690 ,1691
TRW	105-35638	863922-6	1289 ,1290 ,1441
TRW	105-35639	853921-6	1289 ,1290 ,1291 ,1441
TRW	105-35640	851317-6	344
TRW	105-35648	851321-6	343 ,572 ,1391 ,1441 ,1486
TRW	105-35649	861322-6	343 ,572 ,1391 ,1441 ,1486
TRW	105-35654	863924-6	1289 to 1290
TRW	105-35658	851323-6	343 ,1441 ,1486
TRW	105-35659	861324-6	343 ,1441 ,1486
TRW	10535486	850749-4	722 ,1256 ,1257
TRW	110-G00586	883626-6	1086
TRW	110-G00601	883627-6	1087 ,1088 ,1524
TRW	110-G00697	883920-6	
TRW	110-G00699	883922-6	1008 ,1280 ,1281 ,1282 ,1283 ,1284 ,1285 ,1287
TRW	110-G01000	881312-6	342 ,343 ,1012
TRW	110-G01706	882041-4	

# Cross Reference



Cross- Manu.	Reference-No.	SM-No.	On Page
TRW	110-G01706	882041-4	
TRW	110-G01721	882059-4	26 ,304 ,444 ,445 ,446 ,640 ,641 ,642 ,708 ,716 ,717 ,1082 ,1138 ,1239 ,1240 ,1247 ,1270 ,1334 ,1482 ,1483
TRW	110-G01730	882062-6	446 ,447 ,448 ,449 ,454 ,455 ,644 ,645
TRW	110-G01743	882053-4	
TRW	110-G01746	882054-4	
TRW	110-G01764	882055-6	449 ,450 ,646
TRW	110-G01770	882805-4	696 to 697
TRW	110-G01771	882806-4	696 to 697
TRW	110-G01772	882807-4	696 to 698
TRW	110-G01773	882808-4	696 to 698
TRW	110-G01774	882040-4	424 ,425 ,426 ,427 ,429 ,431 ,443 ,706 ,707 ,708 ,709 ,715 ,716 ,1311 ,1714
TRW	110-G01777	882047-4	4 ,424 ,430 ,434 ,437 ,438 ,439 ,441 ,442 ,443 ,711 ,716 ,1265 ,1334 ,1714
TRW	110-G01779	882042-4	439 ,712 ,713
TRW	110-G01782	882046-4	4 ,25 ,437 ,438 ,439 ,712 ,713
TRW	110-G03303	880228-4	94 ,96 ,108 ,109 ,110 ,122 ,123 ,124 ,125 ,130 ,131 ,132 ,138 ,139 ,140 ,141 ,522 ,1311 ,1315 ,1316 ,1327 ,1328 ,1331 ,1332 ,1333 ,1363 ,1365 ,1366 ,1373 ,1374 ,1376 ,1377 ,1378 ,1626 ,1633 ,1636 ,1638 ,1639 ,1642 ,1662 ,1667 ,1668 ,1669 ,1678 ,1680 ,1682 ,1683 ,1684 ,1687 ,1698 ,1707
TRW	110-G05334	883707-4	293 ,294 ,295 ,296 ,297 ,433 ,434 ,435 ,436 ,437 ,614 ,698 ,1126 ,1127 ,1128 ,1129 ,1130 ,1131 ,1256 ,1413 ,1414 ,1418
TRW	110-G05338	883708-4	286 ,288 ,289 ,290 ,307 ,623 ,1119 ,1120 ,1121 ,1123 ,1418
TRW	110-G05341	883709-4	286 ,288 ,289 ,290 ,293 ,307 ,428 ,1119 ,1120 ,1121 ,1123 ,1126 ,1714
TRW	110-G05343	883710-4	289 ,292 ,784 ,1123 ,1125 ,1255
TRW	110-G05374	883729-4	298 ,302 ,442 ,715 ,1129 ,1135 ,1136
TRW	110-G26001	881113-6	886 ,900 ,907 ,978
TRW	110-G26003	881001-4	880 to 881
TRW	110-G50932	885134-6	1529 to 1535
TRW	110-G50933	883628-6	1087 ,1088 ,1247 ,1248 ,1690
TRW	110-G50934	885102-4	1523 to 1524
TRW	110-G50935	885104-4	1236 ,1513 ,1515 ,1516 ,1518 ,1519 ,1520 ,1521 ,1522
TRW	110-G50938	885140-6	1537
TRW	110-G50939	885141-6	1537
TRW	110-G50964	885135-6	1529 ,1530 ,1531 ,1532 ,1533 ,1534 ,1535 ,1542 ,1545
TRW	110-G51047	883923-6	1008 ,1280 ,1281 ,1282 ,1283 ,1284 ,1285 ,1287
TRW	110-G51109	882102-4	20 ,240 ,258 ,425 ,505 ,507 ,519 ,538 ,553 ,706 ,784 ,787 ,1064 ,1119 ,1407 ,1411 ,1422 ,1466
TRW	110-G51117	883924-6	1008 ,1279 ,1280 ,1281 ,1282 ,1283 ,1284 ,1285 ,1286 ,1287 ,1288 ,1289
TRW	110-G51118	883925-6	1008 ,1279 ,1280 ,1281 ,1282 ,1283 ,1284 ,1285 ,1286 ,1287 ,1288 ,1289
TRW	110-G51119	885136-6	1525 to 1527
TRW	110-G52022	882106-4	
TRW	110-G52030	883560-4	152 ,242 ,243 ,244 ,246 ,249 ,250 ,332 ,333 ,589 ,590 ,592 ,593 ,626 ,1064 ,1066 ,1067 ,1068 ,1069 ,1070 ,1071 ,1077 ,1078 ,1079 ,1412 ,1467 ,1468 ,1469 ,1470 ,1471 ,1472 ,1473 ,1474 ,1479 ,1480
TRW	110-G52032	883555-4	152 ,153 ,1073 ,1076 ,1475 ,1477
TRW	110-G52034	883562-4	
TRW	110-G52050	881310-6	342
TRW	110-G52051	881315-6	343 ,344 ,1013
TRW	110-G52052	881314-6	342
TRW	110-G52068	883558-4	243 ,245 ,246 ,247 ,248 ,249 ,250 ,251 ,252 ,253 ,331 ,332 ,333 ,334 ,525 ,589 ,590 ,591 ,592 ,593 ,594 ,626 ,1068 ,1070 ,1075 ,1076 ,1077 ,1079 ,1080 ,1081 ,1407 ,1470 ,1471 ,1472 ,1476 ,1478 ,1480 ,1481 ,1482
TRW	110-G53003	883704-4	250 ,298 ,299 ,300 ,301 ,384 ,440 ,441 ,524 ,547 ,616 ,617 ,681 ,713 ,714 ,715 ,1131 ,1132 ,1133 ,1134 ,1135 ,1415
TRW	110-G59001	883862-6	726 ,1242 ,1249 ,1250
TRW	110-G59002	883863-6	726 ,1242 ,1249 ,1250
TRW	110-G59003	883864-6	1251
TRW	110-G59004	883865-6	1242 ,1243 ,1250 ,1251
TRW	110-G59005	883860-6	726 ,1241 ,1248
TRW	110-G59006	883861-6	726 ,1241 ,1248
TRW	110-G77001	883581-4	243 ,244 ,251 ,329 ,330 ,332
TRW	111006	850714-4	258 ,988



# Cross Reference

Cross- Manu.	Reference-No.	SM-No.	On Page
TRW	111006	850714-4	258 ,988
TRW	111007	860715-4	258 ,988
TRW	111030	850720-4	210 to 211
TRW	11104	850712-6	202
TRW	111052	850754-6	199
TRW	111053	860755-6	721 ,1255
TRW	111113	850756-4	31 ,201 ,204 ,722 ,981 ,1256
TRW	111200	860721-4	203
TRW	111206	850732-4	203 ,204 ,207 ,216 ,722
TRW	111207	860733-4	203 ,204 ,207 ,216 ,722
TRW	111208	850790-4	32 ,205 ,206 ,210 ,211
TRW	111209	860739-4	32 ,205 ,206 ,210 ,211 ,216
TRW	111210	850738-4	205 ,206 ,207 ,216
TRW	111213	850700-4	206
TRW	111214	860701-4	31 ,201 ,206
TRW	111215	860742-4	31 ,202 ,206 ,988
TRW	111216	850741-4	31 ,202 ,206 ,988
TRW	111217	850747-6	201 ,207
TRW	111218	860748-6	201 ,215
TRW	11129	860713-6	202
TRW	11131	850718-4	203 ,208
TRW	11146	860705-6	208 to 211
TRW	11218	860719-4	201 ,215
TRW	1123	860707-4	209
TRW	1125	860705-6	208 to 211
TRW	1132	850708-4	209
TRW	11324	860721-4	203
TRW	11357	850728-6	200
TRW	11358	860729-6	200
TRW	11359	850726-4	203
TRW	1142	850704-6	208 to 211
TRW	11539	850720-4	210 to 211
TRW	11541	850722-4	205
TRW	1155	850710-6	199
TRW	1156	860711-6	199
TRW	11612	860717-6	200 ,215
TRW	11672	860735-4	203 ,204 ,207 ,216 ,722
TRW	11673	850734-4	203 ,207 ,208
TRW	11682	863528-4	199 ,200 ,721 ,1074 ,1255 ,1476
TRW	11717	860737-6	208
TRW	11732	853527-4	199 ,1074 ,1476
TRW	11896	860725-4	205
TRW	11897	860723-4	210 to 211
TRW	1195	850703-4	202
TRW	11960	850732-4	203 ,204 ,207 ,216 ,722
TRW	11964	860733-4	203 ,204 ,207 ,216 ,722
TRW	1198	860702-4	202
TRW	151541	851111-4	303 ,304 ,444 ,445 ,1137 ,1418
TRW	151564	851111-4	303 ,304 ,444 ,445 ,1137 ,1418
TRW	157579	853747-4	302 ,442 ,715 ,1135 ,1136
TRW	160054	851069-6	157 ,948 ,958 ,959 ,960 ,961 ,962 ,966 ,967 ,968 ,969 ,1012 ,1340 ,1341 ,1342
TRW	160055	861072-6	157 ,948 ,958 ,959 ,960 ,961 ,962 ,966 ,967 ,968 ,969 ,1012 ,1340 ,1341 ,1342
TRW	160056	851058-4	156 ,387 ,932 ,934 ,935 ,936 ,937 ,938 ,939 ,940 ,1338
TRW	160057	861059-4	156 ,387 ,932 ,933 ,934 ,935 ,936 ,937 ,938 ,940 ,1338
TRW	16006	861052-6	949
TRW	16008	861042-6	941 to 942
TRW	1602	851049-6	949 to 951
TRW	1603	861050-6	950 to 951



# Cross Reference



Cross- Manu.	Reference-No.	SM-No.	On Page
TRW	1603	861050-6	950 to 951
TRW	1604	861038-6	387 ,908 ,909 ,910 ,911 ,912 ,913 ,914 ,915 ,916 ,917 ,918 ,919 ,920 ,921 ,922 ,923 ,924 ,925 ,926 ,927 ,928 ,929 ,930 ,931 ,932
TRW	1606	851043-6	942 ,943 ,944 ,945 ,946 ,947 ,951 ,952 ,953 ,955 ,956 ,1007 ,1009 ,1011 ,1338
TRW	1608	861044-6	942 ,943 ,944 ,945 ,946 ,947 ,951 ,952 ,953 ,955 ,1007 ,1009 ,1011 ,1338
TRW	1610	861042-6	941 to 942
TRW	16106	861038-6	387 ,908 ,909 ,910 ,911 ,912 ,913 ,914 ,915 ,916 ,917 ,918 ,919 ,920 ,921 ,922 ,923 ,924 ,925 ,926 ,927 ,928 ,929 ,930 ,931 ,932
TRW	16109	851067-6	387 ,908 ,909 ,910 ,911 ,912 ,913 ,914 ,915 ,916 ,922 ,923 ,924 ,925 ,926 ,927 ,928 ,929 ,930 ,931 ,932
TRW	16111	851080-6	942
TRW	16116	861061-6	942 ,943 ,944 ,945 ,946 ,947 ,951 ,952 ,953 ,954 ,955 ,956 ,957 ,962 ,963 ,964 ,965 ,1007 ,1009 ,1011 ,1012 ,1338 ,1339
TRW	16117	851060-6	942 ,943 ,944 ,945 ,946 ,947 ,951 ,952 ,953 ,954 ,955 ,956 ,957 ,962 ,963 ,964 ,965 ,1007 ,1009 ,1011 ,1012 ,1338 ,1339
TRW	16122	861066-6	387 ,908 ,909 ,910 ,911 ,912 ,913 ,914 ,915 ,916 ,917 ,918 ,919 ,920 ,921 ,922 ,923 ,924 ,925 ,926 ,927 ,928 ,929 ,930 ,931 ,932
TRW	16127	851080-6	942
TRW	16130	851065-6	387 ,914 ,915 ,916 ,922 ,923 ,924 ,926 ,927 ,928 ,929 ,930 ,931 ,932
TRW	16131	861062-6	942 ,943 ,944 ,945 ,946 ,947 ,951 ,952 ,953 ,954 ,955 ,956 ,957 ,962 ,963 ,964 ,965 ,1007 ,1009 ,1011 ,1012 ,1338 ,1339
TRW	16136	851031-6	387 ,908 ,909 ,910 ,911 ,912 ,913 ,914 ,915 ,916 ,917 ,918 ,919 ,920 ,921 ,922 ,923 ,924 ,925 ,926 ,927 ,928 ,929 ,930 ,931 ,932
TRW	16146	851060-6	942 ,943 ,944 ,945 ,946 ,947 ,951 ,952 ,953 ,954 ,955 ,956 ,957 ,962 ,963 ,964 ,965 ,1007 ,1009 ,1011 ,1012 ,1338 ,1339
TRW	16150	861061-6	942 ,943 ,944 ,945 ,946 ,947 ,951 ,952 ,953 ,954 ,955 ,956 ,957 ,962 ,963 ,964 ,965 ,1007 ,1009 ,1011 ,1012 ,1338 ,1339
TRW	16204	851071-6	157 ,664 ,948 ,958 ,959 ,960 ,961 ,962 ,966 ,967 ,968 ,969 ,1012 ,1339 ,1340 ,1341 ,1342
TRW	16205	861200-6	157 ,948 ,958 ,959 ,960 ,961 ,962 ,966 ,967 ,968 ,969 ,1012 ,1339 ,1340 ,1341 ,1342
TRW	16211	851075-6	351 ,560 ,970 ,1342 ,1711
TRW	16212	861076-6	970
TRW	1636	851025-6	904
TRW	1657	851051-6	948 to 951
TRW	1658	861052-6	949
TRW	1668	851051-6	948 to 951
TRW	17010	862013-4	4 ,429 ,438 ,439 ,713
TRW	17028	852012-4	438 ,712 ,713 ,1334
TRW	17035	852052-4	26 ,149 ,304 ,444 ,445 ,446 ,528 ,640 ,641 ,642 ,716 ,717 ,1003 ,1082 ,1137 ,1138 ,1239 ,1240 ,1247 ,1270 ,1334 ,1482 ,1483
TRW	17037	862034-4	428
TRW	17043	862055-6	446 ,447 ,448 ,454 ,643
TRW	17048	852028-6	450 ,648
TRW	17054	852001-4	425 ,706
TRW	17055	862002-4	425 ,426 ,706 ,707
TRW	17060	852039-4	23 ,434 ,711
TRW	17061	862038-4	434 ,711
TRW	17062	852052-4	26 ,149 ,304 ,444 ,445 ,446 ,528 ,640 ,641 ,642 ,716 ,717 ,1003 ,1082 ,1137 ,1138 ,1239 ,1240 ,1247 ,1270 ,1334 ,1482 ,1483
TRW	17063	862053-4	26 ,149 ,444 ,445 ,640 ,641 ,717 ,1137 ,1239 ,1240 ,1247 ,1270 ,1334
TRW	17065	852037-4	23 ,434 ,711
TRW	17075	852056-6	448 ,449 ,454 ,644 ,645
TRW	17076	862057-6	448 ,449 ,454 ,644 ,645
TRW	17077	852084-4	451 ,648 ,649
TRW	17079	862040-4	23 ,434 ,711
TRW	17082	852090-4	439 ,712
TRW	17083	862091-4	439 ,712 ,713
TRW	17084	852041-4	434
TRW	17085	862042-4	434
TRW	17090	852805-4	696
TRW	17091	852807-4	696
TRW	17092	862806-4	696 to 698





# Cross Reference

Cross- Manu.	Reference-No.	SM-No.	On Page
TRW	17092	862806-4	696 to 698
TRW	17094	852005-4	426 ,427 ,443 ,707 ,715 ,1714
TRW	17095	852090-4	439 ,712
TRW	171003	862090-4	23 ,432 ,433 ,710
TRW	171004	862044-4	22 ,24 ,432 ,433 ,435 ,710 ,712
TRW	171005	852088-4	23 ,432 ,433 ,710
TRW	171006	852043-4	22 ,23 ,24 ,432 ,433 ,435 ,710 ,712
TRW	171013	852045-4	432 ,433 ,710
TRW	171014	862046-4	432 ,433 ,710
TRW	171018	862063-6	645
TRW	171021	852082-6	35 ,450 ,648
TRW	171022	862083-6	35 ,450 ,648
TRW	171023	862085-4	451 ,648
TRW	171026	852086-4	451 ,648
TRW	171027	862087-4	35 ,451 ,648
TRW	171034	862073-4	432 ,710
TRW	171036	852074-4	431 ,443 ,709 ,715 ,716
TRW	171038	852023-4	424 ,706
TRW	171039	862024-4	424 ,706
TRW	171042	862002-4	425 ,426 ,706 ,707
TRW	171043	862075-4	431 ,443 ,709 ,715 ,716
TRW	171046	852047-4	21 ,22 ,432 ,433 ,591 ,709 ,710 ,1076 ,1264 ,1413 ,1477
TRW	171047	862048-4	21 ,22 ,432 ,433 ,591 ,709 ,710 ,1076 ,1264 ,1413 ,1477
TRW	171052	852015-4	427 ,707 ,708 ,1065 ,1422 ,1467
TRW	171053	862016-4	427 ,707 ,708 ,1065 ,1422 ,1467
TRW	171055	862092-4	26 ,149 ,304 ,444 ,445 ,446 ,641 ,642 ,716 ,717 ,1003 ,1138 ,1240 ,1247 ,1334
TRW	171061	852047-4	21 ,22 ,432 ,433 ,591 ,709 ,710 ,1076 ,1264 ,1413 ,1477
TRW	171062	862048-4	21 ,22 ,432 ,433 ,591 ,709 ,710 ,1076 ,1264 ,1413 ,1477
TRW	171070	852078-6	35 ,336 ,645 ,646
TRW	171071	862079-6	35 ,336 ,645 ,646
TRW	171072	852080-2	336 ,531 ,647
TRW	171073	862081-2	531 ,647
TRW	171103	862029-6	450 ,648
TRW	171108	862079-6	35 ,336 ,645 ,646
TRW	171109	862081-2	531 ,647
TRW	171111	852093-2	35 ,337 ,648
TRW	171112	862094-2	35 ,337 ,648
TRW	171113	852029-4	303 ,444 ,640 ,1003 ,1136
TRW	171114	862030-4	303 ,444 ,640 ,1003 ,1136
TRW	17112	862067-6	449 ,646
TRW	171120	852052-4	26 ,149 ,304 ,444 ,445 ,446 ,528 ,640 ,641 ,642 ,716 ,717 ,1003 ,1082 ,1137 ,1138 ,1239 ,1240 ,1247 ,1270 ,1334 ,1482 ,1483
TRW	171121	862067-6	449 ,646
TRW	171201	852807-4	696
TRW	17165	852066-6	449 ,646
TRW	17236	852015-4	427 ,707 ,708 ,1065 ,1422 ,1467
TRW	181001	852107-4	505 ,508 ,509 ,534 ,544
TRW	181002	862108-4	505 ,507 ,508 ,509 ,544
TRW	181008	862184-4	513 ,534 ,538 ,545 ,795
TRW	181009	852183-4	511 ,513 ,514 ,534 ,538 ,545 ,795
TRW	181012	852111-4	517 ,522 ,523 ,545 ,546
TRW	181014	852113-4	520 ,521 ,534 ,539 ,552 ,1659
TRW	181015	862114-4	520 ,534
TRW	181016	852117-4	527 ,528 ,548
TRW	181017	862118-4	527 ,528 ,548 ,613 ,679
TRW	181018	852115-4	524 ,525 ,527 ,528 ,548 ,655
TRW	181019	862116-4	524 ,525 ,527 ,528 ,548 ,655
TRW	181020	852111-4	517 ,522 ,523 ,545 ,546
TRW	181102	851135-4	287 ,383 ,507 ,538 ,793 ,1120 ,1412

# Cross Reference



Cross- Manu.	Reference-No.	SM-No.	On Page
TRW	181102	851135-4	287 ,383 ,507 ,538 ,793 ,1120 ,1412
TRW	181103	861136-4	287 ,383 ,507 ,538 ,793 ,1120 ,1412
TRW	181104	853772-4	249 ,298 ,300 ,301 ,384 ,440 ,441 ,524 ,547 ,713 ,714 ,715 ,1131 ,1132 ,1133 ,1134 ,1135 ,1414 ,1521
TRW	181105	863773-4	249 ,298 ,299 ,300 ,301 ,384 ,440 ,441 ,524 ,547 ,713 ,714 ,715 ,1131 ,1132 ,1133 ,1134 ,1135 ,1414 ,1521
TRW	181106	852189-4	511 ,513 ,514 ,534 ,538 ,545 ,795 ,1513
TRW	181107	862190-4	511 ,512 ,513 ,514 ,534 ,538 ,544 ,545 ,794 ,795 ,1513
TRW	181118	862136-6	506 ,544 ,552
TRW	181120	852135-6	506 ,544 ,552
TRW	18113	862176-4	526
TRW	18230	852173-4	526
TRW	18284	862126-4	525 ,527
TRW	18329	852163-4	511 ,512 ,516
TRW	18330	852169-4	517 ,523 ,525 ,546
TRW	18345	862182-4	251 ,308 ,442 ,519 ,520 ,521 ,539 ,714 ,1415
TRW	18352	862102-4	526
TRW	18353	852105-4	526
TRW	18354	862102-4	526
TRW	18365	852161-4	505 ,508
TRW	18366	862106-4	505 ,507 ,508 ,509 ,544
TRW	18367	852107-4	505 ,508 ,509 ,534 ,544
TRW	18374	852157-4	520 ,521 ,539
TRW	18375	862160-4	251 ,308 ,442 ,519 ,520 ,521 ,539 ,714 ,1415
TRW	18391	862170-4	517 ,523 ,525 ,546
TRW	189002	852129-4	522 ,546 ,554
TRW	189003	862130-4	522 ,546 ,554
TRW	20010228760	973104-6	747 ,748 ,749 ,750 ,758 ,759 ,761 ,762 ,764 ,765 ,766 ,767 ,768 ,770 ,772 ,773 ,775 ,777 ,779 ,1009
TRW	20100412003	975145-6	1529 to 1535
TRW	22001	851504-6	7 ,355 ,356 ,357 ,358 ,359 ,360 ,366 ,367 ,368 ,369 ,391 ,643 ,667 ,729
TRW	22105	861515-6	361 ,362 ,363 ,370 ,647 ,667 ,668 ,729 ,1006
TRW	22149	851572-6	355 ,667
TRW	22150	861565-6	355 ,667
TRW	22155	861567-6	361 ,362 ,647 ,668 ,729 ,1006
TRW	22162	851570-6	7 ,358 ,367
TRW	22163	851568-6	357 ,359 ,360 ,366 ,368 ,369 ,391 ,729
TRW	22164	861559-6 861563-6	7 ,357 ,358 ,359 ,360 ,366 ,367 ,368 ,369 ,391 ,392 ,729
TRW	22165	861559-6 861563-6	7 ,357 ,358 ,359 ,360 ,366 ,367 ,368 ,369 ,391 ,392 ,729
TRW	22199	851568-6	357 ,359 ,360 ,366 ,368 ,369 ,391 ,729
TRW	22200	851568-6	357 ,359 ,360 ,366 ,368 ,369 ,391 ,729
TRW	22202	851574-6	361 ,362 ,363 ,370 ,647 ,667 ,668 ,729 ,1006
TRW	22209	851582-6	363
TRW	22210	861583-6	363 ,664
TRW	22220	861571-6	360 ,369 ,1528 ,1543
TRW	22221	851578-6	360 ,369 ,1528 ,1543
TRW	22244	851576-6	355 ,366 ,390
TRW	22247	861569-6	355 ,366 ,390
TRW	22302	851591-6	357 ,367 ,390
TRW	22305	861592-6	357 ,367 ,390
TRW	22306	851562-6	7 ,357 ,358 ,359 ,360 ,366 ,367 ,368 ,369 ,391 ,392 ,729
TRW	22309	851520-4	355
TRW	22310	861521-4	355
TRW	22314	851593-6	360 ,370 ,1543
TRW	22315	861594-6	360 ,370 ,1543
TRW	22316	855163-6	360 ,361 ,369 ,370 ,1249 ,1528 ,1544
TRW	22317	865164-6	360 ,361 ,369 ,370 ,1249 ,1528 ,1544
TRW	22325	851537-6	357 ,367



# Cross Reference

Cross- Manu.	Reference-No.	SM-No.	On Page
TRW	22325	851537-6	357 ,367
TRW	2235	851511-6	667
TRW	2244	851510-6	667
TRW	2254	851530-6	361 ,362 ,363 ,370 ,647 ,668
TRW	2256	861532-6	7 ,356 ,357 ,358 ,359 ,360 ,366 ,367 ,368 ,369 ,390 ,391 ,729
TRW	2259	851535-6	7 ,356 ,357 ,358 ,359 ,360 ,366 ,367 ,368 ,369 ,390 ,391 ,729
TRW	2277	851522-6	668
TRW	2282	851503-6 851504-6	355 ,356 ,357 ,359 ,360 ,366 ,368 ,369 ,391 ,667 ,729
TRW	2293	861505-6	355 ,356 ,357 ,359 ,360 ,366 ,368 ,369 ,391 ,667 ,729
TRW	2294	861515-6	361 ,362 ,363 ,370 ,647 ,667 ,668 ,729 ,1006
TRW	2507	853111-6	393 ,753 ,754 ,755 ,757 ,760 ,764 ,770 ,775
TRW	25127	853124-6	392 ,393 ,746 ,747 ,748 ,749 ,750 ,1006 ,1390 ,1439 ,1718
TRW	25149	853141-6	776 ,778 ,779 ,780 ,1441 ,1718
TRW	25172	863112-6	393 ,753 ,754 ,755 ,757 ,758 ,759 ,760 ,761 ,762 ,763 ,764 ,765 ,766 ,767 ,768 ,769 ,770 ,771 ,772 ,773 ,774 ,775 ,776 ,777 ,778 ,780 ,1008 ,1009 ,1010 ,1338 ,1339 ,1390 ,1440 ,1718
TRW	2519	863123-6	392 ,393 ,746 ,747 ,748 ,750 ,1006 ,1390 ,1439 ,1718
TRW	25237	853118-6	393 ,753 ,754 ,755 ,757 ,758 ,759 ,760 ,761 ,762 ,763 ,764 ,765 ,766 ,767 ,768 ,769 ,770 ,771 ,772 ,773 ,774 ,775 ,777 ,778 ,780 ,1008 ,1009 ,1010 ,1338 ,1339 ,1390 ,1440 ,1718
TRW	25238	863112-6	393 ,753 ,754 ,755 ,757 ,758 ,759 ,760 ,761 ,762 ,763 ,764 ,765 ,766 ,767 ,768 ,769 ,770 ,771 ,772 ,773 ,774 ,775 ,776 ,777 ,778 ,780 ,1008 ,1009 ,1010 ,1338 ,1339 ,1390 ,1440 ,1718
TRW	25249	853128-6	687 ,767 ,768 ,769 ,770 ,772 ,773 ,776 ,777 ,1009 ,1010 ,1440 ,1718
TRW	25250	863130-6	687 ,767 ,768 ,769 ,770 ,772 ,773 ,776 ,777 ,1009 ,1010 ,1440 ,1718
TRW	2530	863106-6	752
TRW	25300	853134-6	687 ,765 ,767 ,768 ,769 ,770 ,772 ,773 ,776 ,777 ,1009 ,1010 ,1440 ,1718
TRW	25301	863135-6	687 ,767 ,768 ,769 ,770 ,772 ,773 ,776 ,777 ,1009 ,1010 ,1440 ,1718
TRW	25302	853136-6	751 ,776 ,777 ,1011
TRW	25303	863137-6	751 ,776 ,777 ,1011
TRW	25304	853138-6	748 ,749 ,750 ,1006 ,1691 ,1718
TRW	25305	863139-6	748 ,749 ,750 ,1006 ,1691 ,1718
TRW	25306	853140-6	387 ,750 ,751 ,752 ,756 ,1006 ,1439 ,1691 ,1718
TRW	25307	863141-6	387 ,750 ,751 ,756 ,1006 ,1439 ,1691 ,1718
TRW	25308	853132-6	757 ,758 ,760 ,761 ,765 ,776 ,778
TRW	25309	863133-6	757 ,758 ,760 ,761 ,765 ,776 ,778
TRW	25310	853141-6	776 ,778 ,779 ,780 ,1441 ,1718
TRW	25311	863142-6	778 ,779 ,780 ,1441
TRW	2533	853118-6	393 ,753 ,754 ,755 ,757 ,758 ,759 ,760 ,761 ,762 ,763 ,764 ,765 ,766 ,767 ,768 ,769 ,770 ,771 ,772 ,773 ,774 ,775 ,777 ,778 ,780 ,1008 ,1009 ,1010 ,1338 ,1339 ,1390 ,1440 ,1718
TRW	2538	853105-6	752
TRW	2560	863123-6	392 ,393 ,746 ,747 ,748 ,750 ,1006 ,1390 ,1439 ,1718
TRW	2573	853113-6	393 ,753 ,754 ,755 ,757 ,760 ,764 ,770 ,775
TRW	2600	851084-4	895 to 896
TRW	2601	861085-4	895
TRW	26017	851030-4	881 ,904
TRW	26024	851045-4	335 ,887 ,888 ,889 ,894 ,896 ,897 ,898 ,899 ,1397 ,1398
TRW	2603	861016-6	886 ,903
TRW	26032	861046-4 861046A-000-4	335 ,887 ,888 ,894 ,896 ,897 ,898 ,899 ,1397 ,1398
TRW	26045	851078-4	889 ,890 ,891 ,898
TRW	26046	861079-4	889 ,890 ,891 ,898
TRW	26047	861073-4	889 ,890 ,891 ,898
TRW	26048	851005-4 851086-6	335 ,336 ,620 ,894 ,896 ,900 ,901 ,902 ,1399 ,1689
TRW	26049	861000-4	335 ,336 ,620 ,896 ,900 ,901 ,902 ,1399 ,1689
TRW	260490	861000-4	335 ,336 ,620 ,896 ,900 ,901 ,902 ,1399 ,1689
TRW	2605	851027-4	901 to 902
TRW	26052	851035-4	891 ,902

# Cross Reference



Cross- Manu.	Reference-No.	SM-No.	On Page
TRW	26052	851035-4	891 ,902
TRW	2606	861036-4	891 ,902
TRW	2607	851035-4	891 ,902
TRW	26101	851045-4	335 ,887 ,888 ,889 ,894 ,896 ,897 ,898 ,899 ,1397 ,1398
TRW	26102	861046-4 861046A- 000-4	335 ,887 ,888 ,894 ,896 ,897 ,898 ,899 ,1397 ,1398
TRW	261030	851205-6	886
TRW	261031	861206-6	886
TRW	261032	851201-6	900 ,978
TRW	261033	861202-6	900 ,978
TRW	261034	851203-4	907
TRW	261035	861204-4	907
TRW	261036	851209-4	880
TRW	261037	861210-4	880
TRW	261038	851207-4	884 ,886
TRW	261039	861208-4	886
TRW	261042	851009-4	880 to 881
TRW	261043	861010-4	880 to 881
TRW	261044	861000-4	335 ,336 ,620 ,896 ,900 ,901 ,902 ,1399 ,1689
TRW	26108	861048-6	883 ,905
TRW	26109	851053-6	894
TRW	26110	861054-6	894
TRW	261100	851068-6	387 ,922 ,923 ,924 ,925 ,926 ,927 ,928 ,929 ,930 ,931 ,932
TRW	261101	861077-5	157 ,948 ,958 ,959 ,960 ,961 ,962 ,966 ,967 ,968 ,969 ,1012 ,1340 ,1341 ,1342
TRW	261102	851011-4	149 ,259 ,560 ,891 ,892 ,893
TRW	261103	861012-4	149 ,259 ,892 ,893
TRW	261104	851015-3	879 ,1386
TRW	261105	861014-3	879 ,1386
TRW	261107	861034-4	895 ,896 ,904 ,905
TRW	261108	861016-6	886 ,903
TRW	261109	861036-4	891 ,902
TRW	261117	861028-4	901 to 902
TRW	261118	861024-4	891 ,901 ,1334
TRW	26112	851056-4	906
TRW	261122	851217-4	882 ,974
TRW	261123	861218-4	882 ,974
TRW	261124	851213-4	887 ,893 ,894 ,978
TRW	261125	861214-4	887 ,893 ,894 ,978
TRW	261126	851073-3	560 ,884 ,995 ,1387
TRW	261127	861074-3	560 ,884
TRW	261128	851215-4	882 ,974
TRW	261129	861216-4	882 ,974
TRW	261132	851221-6	903 ,904 ,975 ,978
TRW	261133	861222-6	903 ,975 ,978
TRW	261138	851019-3	1386
TRW	261140	851211-4	560 ,659 ,885 ,978
TRW	261141	861212-4	560 ,659 ,885 ,978
TRW	261142	851223-4	882 ,974
TRW	261143	861224-4	882 ,974
TRW	26124	861099-4	335 ,894 ,896 ,900 ,902 ,1399
TRW	26127	851092-4	903 ,906 ,907
TRW	26135	851055-4	895 ,904 ,905
TRW	26139	851082-6	894
TRW	26160	851033-4	895 ,896 ,904
TRW	26163	851090-4	906 to 907
TRW	26165	851086-6	335 ,336 ,620 ,894 ,896 ,900 ,901 ,902 ,1399 ,1689
TRW	26186	851088-4	903 ,906 ,907
TRW	2620	851021-4	887



# Cross Reference

Cross- Manu.	Reference-No.	SM-No.	On Page
TRW	2620	851021-4	887
TRW	26208	851098-4	335 ,894 ,896 ,900 ,902 ,1399
TRW	2622	851023-4	891 ,901 ,1334
TRW	26224	861089-4	903 ,906 ,907
TRW	26230	851094-4	886
TRW	26254	861083-6	894
TRW	26255	861091-4	906 to 907
TRW	26263	861093-4	886
TRW	26264	851063-4	889 ,890 ,891 ,898
TRW	26265	861064-4	889 ,890 ,891 ,898
TRW	2631	861028-4	901 to 902
TRW	2635	851017-6	886
TRW	2639	851029-4	902 ,903 ,906
TRW	2640	861032-4	886 ,903 ,906
TRW	2641	851023-4	891 ,901 ,1334
TRW	2655	861034-4	895 ,896 ,904 ,905
TRW	2656	861002-4	879
TRW	2664	851001-4	879
TRW	2696	861024-4	891 ,901 ,1334
TRW	27104	863214-6	369 ,392 ,999
TRW	27119	853215-6	369 ,392 ,999
TRW	27139	853213-6	392 ,999
TRW	2726	853205-6	376 ,390 ,392 ,999
TRW	27304	863211-6	999
TRW	2741	863211-6	999
TRW	2742	853209-6	999
TRW	2745	863214-6	369 ,392 ,999
TRW	2757	863206-6	376 ,390 ,392 ,999
TRW	290002	853577-4	249 ,1077 ,1265 ,1478 ,1479
TRW	290003	863578-4	249 ,1077 ,1265 ,1478 ,1479
TRW	2908	853573-4	1082 ,1482
TRW	291003	853529-6	627 ,1082 ,1483
TRW	291004	863530-6	253 ,594 ,598 ,627 ,1082 ,1483
TRW	291005	863516-4	246 ,1069 ,1070 ,1071 ,1471 ,1472
TRW	291030	853545-4	246 ,590 ,597 ,1072 ,1472
TRW	291031	863546-4	246 ,590 ,1072 ,1472
TRW	29107	853513-4	250 ,332 ,333 ,592 ,626 ,1078 ,1079 ,1080 ,1082 ,1479 ,1480 ,1483
TRW	291109	853583-4	26 ,252 ,442 ,593 ,1079 ,1265 ,1407 ,1480 ,1481
TRW	291110	863584-4	26 ,252 ,442 ,593 ,1079 ,1265 ,1407 ,1480 ,1481
TRW	291111	852011-4	20 ,240 ,258 ,425 ,505 ,507 ,519 ,553 ,706 ,784 ,787 ,1064 ,1119 ,1407 ,1411 ,1422 ,1466
TRW	291112	862012-4	240 ,425 ,505 ,706 ,787 ,1064 ,1407 ,1411 ,1422 ,1466
TRW	291114	853531-4	21 ,22 ,24 ,258 ,430 ,431 ,432 ,435 ,592 ,709 ,711 ,1075 ,1264 ,1477
TRW	291115	853531-4	21 ,22 ,24 ,258 ,430 ,431 ,432 ,435 ,592 ,709 ,711 ,1075 ,1264 ,1477
TRW	291116	863532-4	21 ,22 ,24 ,258 ,429 ,430 ,431 ,432 ,435 ,592 ,708 ,709 ,711 ,1073 ,1075 ,1076 ,1264 ,1475 ,1477 ,1478
TRW	291119	863564-4	248 ,249 ,250 ,251 ,252 ,253 ,332 ,333 ,334 ,591 ,592 ,593 ,594 ,626 ,1075 ,1077 ,1079 ,1080 ,1081 ,1264 ,1265 ,1407 ,1476 ,1477 ,1478 ,1480 ,1481 ,1482
TRW	291120	863562-4	243 ,245 ,246 ,589 ,590 ,591 ,1068 ,1070 ,1072 ,1470 ,1471 ,1472 ,1473 ,1474
TRW	291129	852011-4	20 ,240 ,258 ,425 ,505 ,507 ,519 ,553 ,706 ,784 ,787 ,1064 ,1119 ,1407 ,1411 ,1422 ,1466
TRW	291130	862096-4	20 ,240 ,258 ,425 ,706 ,1064 ,1119 ,1466
TRW	291131	851403-4	248 ,331 ,1076 ,1477 ,1478
TRW	291132	861404-4	248 ,331 ,1076 ,1477 ,1478
TRW	29182	853551-4	152 ,153 ,1073 ,1076 ,1475 ,1477
TRW	29296	863512-4	152 ,242 ,245 ,589 ,1064 ,1068 ,1070 ,1467 ,1470 ,1471 ,1472
TRW	29300	863514-4	152 ,244 ,246 ,590 ,1069 ,1070 ,1071 ,1471 ,1472 ,1473 ,1474
TRW	29316	853511-4	152 ,244 ,246 ,329 ,590 ,1069 ,1070 ,1071 ,1471 ,1472 ,1473 ,1474
TRW	29354	863564-4	248 ,249 ,250 ,251 ,252 ,253 ,332 ,333 ,334 ,591 ,592 ,593 ,594 ,626 ,1075 ,1077 ,1079 ,1080 ,1081 ,1264 ,1265 ,1407 ,1476 ,1477 ,1478 ,1480 ,1481 ,1482

# Cross Reference



Cross- Manu.	Reference-No.	SM-No.	On Page
TRW	29354	863564-4	248 ,249 ,250 ,251 ,252 ,253 ,332 ,333 ,334 ,591 ,592 ,593 ,594 ,626 ,1075 ,1077 ,1079 ,1080 ,1081 ,1264 ,1265 ,1407 ,1476 ,1477 ,1478 ,1480 ,1481 ,1482
TRW	29357	863564-4	248 ,249 ,250 ,251 ,252 ,253 ,332 ,333 ,334 ,591 ,592 ,593 ,594 ,626 ,1075 ,1077 ,1079 ,1080 ,1081 ,1264 ,1265 ,1407 ,1476 ,1477 ,1478 ,1480 ,1481 ,1482
TRW	29375	853563-4	248 ,249 ,250 ,251 ,252 ,253 ,332 ,333 ,334 ,591 ,592 ,593 ,594 ,626 ,1075 ,1077 ,1079 ,1080 ,1081 ,1264 ,1265 ,1407 ,1476 ,1477 ,1478 ,1480 ,1481 ,1482
TRW	29383	853565-4	243 ,589 ,1068 ,1412 ,1470
TRW	29384	863566-4	243 ,589 ,1068 ,1412 ,1470
TRW	29397	853561-4	243 ,245 ,246 ,589 ,590 ,591 ,1068 ,1070 ,1072 ,1470 ,1471 ,1472 ,1473 ,1474
TRW	29416	863552-4	152 ,153 ,1073 ,1076 ,1475 ,1477
TRW	29429	863562-4	243 ,245 ,246 ,589 ,590 ,591 ,1068 ,1070 ,1072 ,1470 ,1471 ,1472 ,1473 ,1474
TRW	29455	853504-4	241 ,242 ,575 ,589 ,1065 ,1066 ,1411 ,1412 ,1467 ,1468
TRW	29456	863505-4	241 ,242 ,516 ,534 ,575 ,589 ,1065 ,1066 ,1411 ,1412 ,1467 ,1468
TRW	30001	854405-4	1158 ,1160
TRW	30002	864406-4	1158 ,1160
TRW	300059	854415-6	1155
TRW	300101	864446-6	1158
TRW	30114	864442-4	1152
TRW	30124	854425-4	1159 ,1161
TRW	30127	864406-4	1158 ,1160
TRW	30288	854433-4	1161
TRW	30289	864434-4	1161
TRW	3030	854443-4	1152
TRW	30363	854429-6	1160
TRW	30364	864430-6	1160
TRW	30407	864428-6	1160
TRW	30409	854427-6	1160
TRW	3041	854453-4	1152
TRW	3044	854407-4	1152
TRW	3048	864408-4	1152
TRW	3051	864404-6	1157 to 1158
TRW	3058	854401-6	1152
TRW	3059	864402-6	1152
TRW	3063	854409-6	1153 ,1156
TRW	3064	864410-6	1153 ,1156
TRW	3070	854403-6	1157
TRW	3073	854413-6	1157 to 1159
TRW	32015	855515-6	1402
TRW	32111	865510-6	1403
TRW	32150	865512-6	1403
TRW	32169	865514-6	1345 ,1403
TRW	32170	855513-6	1345 ,1403
TRW	3264	855505-4	1403
TRW	3266	865506-4	1403
TRW	3275	865504-6	1402
TRW	3279	865508-6	
TRW	3280	855503-6	1402
TRW	3290	855501-6	1402
TRW	3291	865502-6	1402
TRW	33006	855009-4	1643
TRW	33008	865037-4	1642 ,1688
TRW	33016	865012-4	1642 ,1686 ,1688
TRW	33022	855048-4	104 ,115 ,116 ,117 ,1325 ,1330 ,1656 ,1657 ,1659 ,1674 ,1675 ,1676 ,1706
TRW	33023	860215-4 865049-4	104 ,105 ,113 ,115 ,116 ,117 ,118 ,138 ,139 ,376 ,594 ,597 ,1028 ,1325 ,1330 ,1386 ,1418 ,1653 ,1656 ,1657 ,1658 ,1659 ,1660 ,1663 ,1673 ,1674 ,1675 ,1676 ,1706
TRW	33024	855043-4	95 ,98 ,105 ,1316 ,1629 ,1631 ,1633 ,1635 ,1640 ,1653
TRW	33026	855031-4	97 ,1025 ,1634 ,1639 ,1640
TRW	33027	865032-4	
TRW	33028	850211-4	97 ,98 ,1634 ,1639 ,1640 ,1653
TRW	33029	860212-4	96 ,97 ,98 ,1513 ,1634 ,1639 ,1640 ,1653





# Cross Reference

Cross- Manu.	Reference-No.	SM-No.	On Page
TRW	33029	860212-4	96 ,97 ,98 ,1513 ,1634 ,1639 ,1640 ,1653
TRW	33034	850217-4	115 ,116 ,117 ,118 ,119 ,120 ,138 ,139 ,1325 ,1330 ,1656 ,1657 ,1658 ,1659 ,1660 ,1674 ,1675 ,1676 ,1677 ,1706
TRW	33035	860218-99-4	106 ,107 ,116 ,120 ,125 ,1629 ,1656 ,1657 ,1658 ,1659 ,1660 ,1661 ,1663 ,1664 ,1665 ,1666 ,1668 ,1674 ,1675 ,1676 ,1677 ,1680 ,1681
TRW	33044	855059-4	96 ,97 ,1513 ,1640 ,1653
TRW	33046	855057-4	1314 ,1315 ,1629 ,1630 ,1631 ,1632 ,1633 ,1641
TRW	33047	865084-4	106 ,107 ,115 ,116 ,117 ,118 ,119 ,120 ,121 ,125 ,126 ,138 ,139 ,140 ,1325 ,1326 ,1330 ,1331 ,1332 ,1656 ,1657 ,1658 ,1659 ,1660 ,1661 ,1663 ,1664 ,1665 ,1666 ,1667 ,1668 ,1673 ,1674 ,1675 ,1676 ,1677 ,1679 ,1680 ,1681 ,1696 ,1697 ,1699 ,1706
TRW	33048	865084-4	106 ,107 ,115 ,116 ,117 ,118 ,119 ,120 ,121 ,125 ,126 ,138 ,139 ,140 ,1325 ,1326 ,1330 ,1331 ,1332 ,1656 ,1657 ,1658 ,1659 ,1660 ,1661 ,1663 ,1664 ,1665 ,1666 ,1667 ,1668 ,1673 ,1674 ,1675 ,1676 ,1677 ,1679 ,1680 ,1681 ,1696 ,1697 ,1699 ,1706
TRW	33049	865064-4	99 ,100 ,106 ,1317 ,1320 ,1369 ,1636 ,1643 ,1644 ,1646 ,1647 ,1649 ,1650
TRW	331029	855077-6	518 ,881 ,1327 ,1661 ,1664 ,1678 ,1696
TRW	331030	865078-6	518 ,1327 ,1661 ,1664 ,1696
TRW	331033	855087-4	96 ,101 ,102 ,515 ,516 ,1318 ,1321 ,1322 ,1367 ,1368 ,1369 ,1370 ,1371 ,1633 ,1638 ,1645 ,1646 ,1647 ,1648 ,1651 ,1652 ,1666 ,1668 ,1670 ,1696
TRW	331034	865092-4	96 ,101 ,102 ,515 ,516 ,1318 ,1321 ,1322 ,1367 ,1368 ,1369 ,1370 ,1633 ,1638 ,1645 ,1646 ,1647 ,1648 ,1651 ,1652 ,1666 ,1668 ,1670 ,1696
TRW	331035	855017-4	99 ,100 ,1317 ,1643 ,1644 ,1649 ,1651
TRW	331036	865018-4	99 ,100 ,1317 ,1320 ,1369 ,1643 ,1644 ,1646 ,1649 ,1650 ,1651
TRW	331040	855075-5	518 ,1327 ,1661 ,1664 ,1665 ,1696
TRW	331041	850235-5	128 ,142 ,518 ,1328 ,1661 ,1662 ,1667 ,1669 ,1686
TRW	331042	860236-5	108 ,121 ,122 ,138 ,139 ,140 ,141 ,549 ,1327 ,1373 ,1377 ,1667 ,1678 ,1698 ,1707
TRW	331046	850271-4	1316 ,1636
TRW	331047	860272-4	96 ,1315 ,1316 ,1365 ,1366 ,1633 ,1636 ,1638 ,1639
TRW	331049	850219-3	96 ,1633 ,1638
TRW	331050	860220-3	96 ,1633 ,1638
TRW	331055	850237-6	99 ,1367 ,1643
TRW	331056	860238-6	99 ,1367 ,1643
TRW	331057	850215-4	109 ,111 ,112 ,113 ,1324 ,1325 ,1328 ,1329 ,1372 ,1373 ,1374 ,1655 ,1662 ,1668 ,1696
TRW	331058	860216-4	109 ,111 ,112 ,113 ,1324 ,1325 ,1328 ,1329 ,1372 ,1373 ,1374 ,1655 ,1662 ,1696
TRW	331102	865060-4	96 ,97 ,98 ,1634 ,1635 ,1637 ,1640 ,1641 ,1695
TRW	331103	855089-4	97 ,98 ,322 ,1634 ,1635 ,1637 ,1641 ,1695
TRW	331107	860234-4	108 ,121 ,122 ,138 ,139 ,140 ,141 ,549 ,1327 ,1373 ,1377 ,1667 ,1678 ,1698 ,1707
TRW	331108	860230-4	109 ,139 ,1327 ,1329 ,1374 ,1662 ,1668 ,1669 ,1697
TRW	331110	850281-4	99 ,137 ,1367 ,1643
TRW	331111	860282-4	99 ,137 ,1367 ,1643
TRW	331112	860254-4	1690
TRW	331113	850253-4	1690
TRW	331116	850245-4	122 ,130 ,131 ,132 ,142 ,143 ,1154 ,1155 ,1331 ,1377 ,1680 ,1687
TRW	331117	860246-4	109 ,122 ,123 ,124 ,125 ,130 ,132 ,137 ,142 ,143 ,1331 ,1332 ,1333 ,1376 ,1377 ,1378 ,1678 ,1680 ,1682 ,1683 ,1684 ,1698 ,1699 ,1707
TRW	331119	850275-4	109 ,110 ,111 ,659 ,994 ,1323 ,1324 ,1325 ,1372 ,1373 ,1654 ,1655 ,1670
TRW	331120	860276-4	109 ,110 ,111 ,659 ,994 ,1323 ,1324 ,1325 ,1372 ,1373 ,1654 ,1655
TRW	331121	850277-4	109 ,110 ,111 ,994 ,1323 ,1324 ,1325 ,1372 ,1373 ,1654 ,1655 ,1670
TRW	331122	860278-4	109 ,110 ,111 ,994 ,1323 ,1324 ,1325 ,1372 ,1373 ,1654 ,1655 ,1670
TRW	331123	850241-4	101 ,102 ,103 ,110 ,659 ,994 ,1318 ,1321 ,1322 ,1323 ,1324 ,1328 ,1367 ,1368 ,1370 ,1371 ,1372 ,1374 ,1645 ,1646 ,1647 ,1648 ,1651 ,1652 ,1654 ,1655 ,1669 ,1670 ,1671 ,1698 ,1706
TRW	331124	860244-4	101 ,102 ,103 ,110 ,539 ,659 ,795 ,994 ,1318 ,1321 ,1322 ,1323 ,1328 ,1367 ,1368 ,1370 ,1371 ,1372 ,1374 ,1645 ,1647 ,1648 ,1651 ,1652 ,1654 ,1669 ,1670 ,1671 ,1698 ,1706
TRW	331125	850247-4	109 ,112 ,122 ,123 ,124 ,130 ,131 ,137 ,140 ,141 ,690 ,1154 ,1324 ,1331 ,1333 ,1372 ,1376 ,1377 ,1378 ,1382 ,1655 ,1678 ,1680 ,1683 ,1687 ,1698 ,1699 ,1700 ,1707
TRW	331126	860248-4	122 ,123 ,124 ,130 ,131 ,140 ,141 ,142 ,143 ,690 ,1331 ,1333 ,1376 ,1378 ,1382 ,1678 ,1680 ,1683 ,1687 ,1698 ,1699 ,1700 ,1707
TRW	331127	850249-6	128 ,132 ,1154 ,1379 ,1686 ,1689 ,1700
TRW	331128	850251-6	128 ,132 ,1154 ,1379 ,1686 ,1689 ,1700
TRW	331129	860250-6	128 ,132 ,1154 ,1379 ,1686 ,1689 ,1700



# Cross Reference



Cross- Manu.	Reference-No.	SM-No.	On Page
TRW	331129	860250-6	128 ,132 ,1154 ,1379 ,1686 ,1689 ,1700
TRW	331130	860252-6	128 ,132 ,1154 ,1379 ,1686 ,1689 ,1700
TRW	331131	850205-4	103 ,112 ,113 ,114 ,118 ,127 ,138 ,1319 ,1324 ,1329 ,1330 ,1368 ,1373 ,1374 ,1375 ,1376 ,1646 ,1655 ,1662 ,1663 ,1671 ,1672 ,1673 ,1683 ,1685
TRW	331132	860206-4	103 ,112 ,113 ,114 ,127 ,1319 ,1324 ,1329 ,1330 ,1368 ,1373 ,1374 ,1375 ,1376 ,1646 ,1662 ,1663 ,1671 ,1672 ,1673 ,1683 ,1685
TRW	331133	850225-6	126 ,127 ,141 ,1153 ,1685 ,1705
TRW	331134	860226-6	126 ,127 ,141 ,1685 ,1705
TRW	331135	850263-6	128 ,142 ,518 ,1328 ,1661 ,1662 ,1667 ,1669 ,1686
TRW	331136	860264-6	128 ,142 ,518 ,1328 ,1661 ,1662 ,1667 ,1669 ,1686
TRW	331137	850273-3	96 ,1315 ,1365 ,1366 ,1633 ,1636 ,1638 ,1639
TRW	331138	850255-5	1682
TRW	331141	855038-4	100 ,101 ,102 ,106 ,108 ,514 ,515 ,1317 ,1318 ,1319 ,1320 ,1321 ,1367 ,1433 ,1517 ,1644 ,1645 ,1646 ,1647 ,1650 ,1654 ,1665 ,1669 ,1695 ,1696
TRW	331142	865088-4	100 ,101 ,106 ,108 ,514 ,515 ,1317 ,1319 ,1517 ,1644 ,1645 ,1654 ,1665 ,1669 ,1671
TRW	331143	865039-4	100 ,101 ,102 ,514 ,515 ,1317 ,1318 ,1319 ,1320 ,1321 ,1367 ,1644 ,1645 ,1646 ,1647 ,1650 ,1651 ,1695 ,1696
TRW	331144	860246-4	109 ,122 ,123 ,124 ,125 ,130 ,132 ,137 ,142 ,143 ,1331 ,1332 ,1333 ,1376 ,1377 ,1378 ,1678 ,1680 ,1682 ,1683 ,1684 ,1698 ,1699 ,1707
TRW	331147	850239-4	111 ,1651
TRW	331151	850279-4	103 ,104 ,112 ,1319 ,1322 ,1323 ,1324 ,1368 ,1370 ,1371 ,1646 ,1649 ,1652
TRW	331153	850209-4	94 ,1311 ,1363 ,1626
TRW	331154	860280-4	103 ,112 ,1153 ,1319 ,1322 ,1323 ,1324 ,1368 ,1370 ,1371 ,1646 ,1649 ,1652 ,1685
TRW	331155	860210-4	94 ,1311 ,1363 ,1626
TRW	331156	855019-4	94 ,1312 ,1363 ,1627 ,1695 ,1705
TRW	331157	865020-4	94 ,1312 ,1363 ,1627 ,1695 ,1705
TRW	331158	855021-4	94 ,95 ,114 ,123 ,137 ,314 ,1312 ,1313 ,1330 ,1363 ,1364 ,1374 ,1376 ,1627 ,1628 ,1663 ,1672 ,1678 ,1705
TRW	331159	865022-4	94 ,95 ,123 ,137 ,1312 ,1313 ,1363 ,1364 ,1627 ,1628 ,1678 ,1705
TRW	331165	855025-4	115 ,746 ,1373 ,1672 ,1673
TRW	331166	865026-4	115 ,746 ,1373 ,1672 ,1673
TRW	33125	850221-4	107 ,118 ,119 ,120 ,128 ,142 ,1331 ,1663 ,1676 ,1681
TRW	33223	855091-4	106 ,108 ,1517 ,1654 ,1665 ,1669 ,1671
TRW	33282	855028-4	106 ,107 ,115 ,116 ,117 ,118 ,119 ,120 ,138 ,139 ,1325 ,1326 ,1331 ,1656 ,1657 ,1658 ,1659 ,1660 ,1661 ,1663 ,1664 ,1665 ,1674 ,1676 ,1677 ,1696 ,1706
TRW	33308	855007-4	108 ,121 ,128 ,129 ,1332 ,1679
TRW	33309	865006-4	121 ,1332 ,1679
TRW	33313	855083-4	106 ,107 ,118 ,119 ,120 ,121 ,125 ,140 ,1332 ,1664 ,1665 ,1666 ,1667 ,1668 ,1675 ,1676 ,1679 ,1680 ,1681 ,1697 ,1699
TRW	3333	850213-4	96 ,1513 ,1639 ,1640
TRW	33380	865088-4	100 ,101 ,106 ,108 ,514 ,515 ,1317 ,1319 ,1517 ,1644 ,1645 ,1654 ,1665 ,1669 ,1671
TRW	33394	860230-4	109 ,139 ,1327 ,1329 ,1374 ,1662 ,1668 ,1669 ,1697
TRW	33403	850227-4	107 ,108 ,120 ,121 ,138 ,140 ,1326 ,1327 ,1332 ,1333 ,1374 ,1377 ,1661 ,1664 ,1666 ,1667 ,1668 ,1679 ,1680 ,1681 ,1682 ,1683 ,1697 ,1699 ,1700
TRW	33405	860232-4	107 ,108 ,120 ,121 ,138 ,140 ,519 ,553 ,1325 ,1326 ,1327 ,1332 ,1333 ,1374 ,1377 ,1660 ,1661 ,1667 ,1668 ,1680 ,1681 ,1682 ,1683 ,1697 ,1699 ,1700
TRW	3341	850211-4	97 ,98 ,1634 ,1639 ,1640 ,1653
TRW	33410	855099-4	1325 ,1326 ,1660 ,1661 ,1664 ,1677
TRW	33413	850229-4	108 ,109 ,110 ,121 ,122 ,137 ,138 ,139 ,140 ,141 ,1327 ,1329 ,1373 ,1374 ,1377 ,1662 ,1667 ,1668 ,1669 ,1678 ,1697 ,1698 ,1707
TRW	33416	860228-4	107 ,108 ,120 ,121 ,138 ,140 ,519 ,520 ,553 ,1326 ,1327 ,1332 ,1374 ,1377 ,1638 ,1661 ,1664 ,1666 ,1667 ,1668 ,1679 ,1680 ,1681 ,1682 ,1683 ,1695 ,1697 ,1699 ,1700
TRW	33438	860234-4	108 ,121 ,122 ,138 ,139 ,140 ,141 ,549 ,1327 ,1373 ,1377 ,1667 ,1678 ,1698 ,1707
TRW	33463	850237-6	99 ,1367 ,1643
TRW	33464	860240-6	99 ,1367 ,1643
TRW	3360	865049-4	104 ,105 ,113 ,115 ,116 ,117 ,118 ,138 ,139 ,1325 ,1330 ,1653 ,1656 ,1657 ,1658 ,1659 ,1660 ,1663 ,1673 ,1674 ,1675 ,1676 ,1706
TRW	3361	855040-4	95 ,1629 ,1631 ,1632
TRW	3362	855053-4	1629 ,1631 ,1632
TRW	3363	850217-4	115 ,116 ,117 ,118 ,119 ,120 ,138 ,139 ,1325 ,1330 ,1656 ,1657 ,1658 ,1659 ,1660 ,1674 ,1675 ,1676 ,1677 ,1706
TRW	3374	855043-4	95 ,98 ,105 ,1316 ,1629 ,1631 ,1633 ,1635 ,1640 ,1653



# Cross Reference

Cross- Manu.	Reference-No.	SM-No.	On Page
TRW	3374	855043-4	95 ,98 ,105 ,1316 ,1629 ,1631 ,1633 ,1635 ,1640 ,1653
TRW	341001	853523-4	247 ,591 ,1074 ,1264 ,1476
TRW	341002	863524-4	247 ,331 ,591 ,1074 ,1264 ,1476
TRW	3471	853543-4	152 ,1066 ,1067 ,1069 ,1071 ,1468 ,1469 ,1471 ,1473
TRW	3497	863552-4	152 ,153 ,1073 ,1076 ,1475 ,1477
TRW	3692	853543-4	152 ,1066 ,1067 ,1069 ,1071 ,1468 ,1469 ,1471 ,1473
TRW	390058	855065-4	1314 ,1315 ,1629 ,1630 ,1631
TRW	3909	855039-4	96 ,1513 ,1637 ,1639 ,1640
TRW	39100	855046-4	1673 ,1675
TRW	3911	865056-4	1335 ,1690
TRW	39114	865058-4	1314 ,1315 ,1629 ,1630 ,1631 ,1632 ,1633
TRW	39116	865060-4	96 ,97 ,98 ,1634 ,1635 ,1637 ,1640 ,1641 ,1695
TRW	39123	855063-4	96 ,99 ,125 ,1317 ,1320 ,1369 ,1636 ,1637 ,1640 ,1643 ,1646 ,1647 ,1649 ,1650
TRW	39130	865060-4	96 ,97 ,98 ,1634 ,1635 ,1637 ,1640 ,1641 ,1695
TRW	39144	855089-4	97 ,98 ,322 ,1634 ,1635 ,1637 ,1641 ,1695
TRW	39183	855011-4	97 ,98 ,1634 ,1635 ,1641 ,1695
TRW	39255	855095-4	1314 ,1629 ,1632
TRW	39262	855003-4	1314 ,1315 ,1630
TRW	39268	855097-4	1314 ,1315 ,1629 ,1630 ,1631 ,1632 ,1633
TRW	39300	865016-6	881 ,1327 ,1661 ,1678
TRW	39335	855022-4	107 ,108 ,120 ,121 ,138 ,140 ,1326 ,1327 ,1332 ,1333 ,1374 ,1377 ,1661 ,1664 ,1666 ,1667 ,1668 ,1679 ,1680 ,1681 ,1682 ,1683 ,1697 ,1699 ,1700
TRW	39336	860228-4	107 ,108 ,120 ,121 ,138 ,140 ,519 ,520 ,553 ,1326 ,1327 ,1332 ,1374 ,1377 ,1638 ,1661 ,1664 ,1666 ,1667 ,1668 ,1679 ,1680 ,1681 ,1682 ,1683 ,1695 ,1697 ,1699 ,1700
TRW	39360	855065-4	1314 ,1315 ,1629 ,1630 ,1631
TRW	39363	865066-4	1315 ,1630 ,1631
TRW	39367	855072-4	1315 ,1635
TRW	39372	855013-6	881 ,1327 ,1661 ,1678
TRW	39395	855017-4	99 ,100 ,1317 ,1643 ,1644 ,1649 ,1651
TRW	39396	855017-4	99 ,100 ,1317 ,1643 ,1644 ,1649 ,1651
TRW	39423	855093-4	100 ,101 ,106 ,108 ,514 ,515 ,1317 ,1319 ,1517 ,1644 ,1645 ,1654 ,1665 ,1669 ,1671
TRW	39464	855070-4	1637
TRW	39467	865068-4	1315 ,1365 ,1635 ,1637
TRW	39474	865018-4	99 ,100 ,1317 ,1320 ,1369 ,1643 ,1644 ,1646 ,1649 ,1650 ,1651
TRW	39486	855038-4	100 ,101 ,102 ,106 ,108 ,514 ,515 ,1317 ,1318 ,1319 ,1320 ,1321 ,1367 ,1433 ,1517 ,1644 ,1645 ,1646 ,1647 ,1650 ,1654 ,1665 ,1669 ,1695 ,1696
TRW	39487	865039-4	100 ,101 ,102 ,514 ,515 ,1317 ,1318 ,1319 ,1320 ,1321 ,1367 ,1644 ,1645 ,1646 ,1647 ,1650 ,1651 ,1695 ,1696
TRW	39502	855029-4	1320 ,1321 ,1369 ,1370 ,1646 ,1647 ,1648 ,1650 ,1652 ,1696 ,1705
TRW	39503	865030-4	1320 ,1321 ,1369 ,1370 ,1646 ,1647 ,1648 ,1650 ,1652 ,1696 ,1705
TRW	39515	865004-4	1311 ,1626
TRW	39522	855061-4	96 ,1313 ,1316 ,1365 ,1366 ,1382 ,1628 ,1638 ,1695 ,1705
TRW	39523	865062-4	96 ,1313 ,1316 ,1365 ,1366 ,1382 ,1628 ,1638 ,1695 ,1705
TRW	39542	855015-4	1311 ,1626
TRW	398000	855004-4	94 ,95 ,1312 ,1313 ,1316 ,1363 ,1364 ,1365 ,1366 ,1627 ,1628 ,1636
TRW	398001	865005-4	94 ,95 ,1312 ,1313 ,1316 ,1363 ,1364 ,1365 ,1366 ,1627 ,1628 ,1636
TRW	4020	852503-4	584
TRW	425351	863860-6	1241 ,1248 ,1273
TRW	441050	853585-4	26 ,252 ,442 ,593 ,1079 ,1265 ,1407 ,1480 ,1481
TRW	441051	863584-4	26 ,252 ,442 ,593 ,1079 ,1265 ,1407 ,1480 ,1481
TRW	471204	855167-5	1516 ,1517 ,1542
TRW	471205	865168-5	1516 ,1517 ,1542
TRW	471209	865153-5	519 ,521 ,539 ,545 ,546 ,1515 ,1516 ,1518 ,1519 ,1520 ,1521
TRW	47130	865134-5	1236 ,1515 ,1516 ,1518 ,1519 ,1520 ,1521
TRW	47131	865134-5	1236 ,1515 ,1516 ,1518 ,1519 ,1520 ,1521
TRW	47136	855137-5	1515
TRW	47137	865136-5	1515
TRW	47145	855135-5	1236 ,1515 ,1516 ,1518 ,1519 ,1520 ,1521
TRW	4730	865128-4	1524

# Cross Reference



Cross- Manu.	Reference-No.	SM-No.	On Page
TRW	4730	865128-4	1524
TRW	48114	855115-6	1524 to 1525
TRW	48115	865116-6	1524 ,1525 ,1542
TRW	48150	865118-6	1525 to 1527
TRW	48151	865124-6	1529 to 1533
TRW	48170	865130-6	1537 ,1546
TRW	48201	855123-6	1529 to 1533
TRW	48207	855140-6	1527
TRW	48208	865141-6	1527
TRW	48217	865130-6	1537 ,1546
TRW	48225	855144-2	1535 ,1546
TRW	48227	865145-2	1535
TRW	48256	865130-6	1537 ,1546
TRW	48260	855146-6	1537 ,1546
TRW	48301	865120-6	1529 to 1532
TRW	48302	865118-6	1525 to 1527
TRW	48303	865126-6	1533 ,1534 ,1535 ,1542 ,1545
TRW	48305	863856-6	726 ,1241 ,1248
TRW	48308	855169-2	1528 ,1544
TRW	48309	865170-2	1528 ,1544
TRW	48310	855165-2	1528 ,1529 ,1544
TRW	48311	865166-2	1528 ,1529 ,1544
TRW	48313	853869-2	1242 ,1249 ,1533 ,1545
TRW	48314	863870-2	1242 ,1249 ,1533 ,1544 ,1545
TRW	48315	855159-2	1243 ,1250 ,1536 ,1537 ,1546
TRW	48316	865160-2	1243 ,1250 ,1536 ,1546
TRW	48317	855161-2	1537
TRW	48322	855154-6	1526 ,1527 ,1542 ,1543
TRW	48323	865157-6	1526 to 1527
TRW	48327	855143-2	1250 ,1535 ,1536 ,1546
TRW	48328	865146-2	1250 ,1535 ,1536
TRW	48330	865162-2	1537 ,1546 ,1547
TRW	48332	855169-2	1528 ,1544
TRW	48333	865170-2	1528 ,1544
TRW	4900	865032-4	
TRW	4907	860212-4 865052-4	96 ,97 ,98 ,1513 ,1634 ,1639 ,1640 ,1653
TRW	4908	855059-4	96 ,97 ,1513 ,1640 ,1653
TRW	50003159	483801-1	322 ,1026 ,1225 ,1412
TRW	50003171	483713-1	298 ,301 ,441 ,714 ,732 ,1131 ,1133 ,1134 ,1415
TRW	50004665	861070-4	955 ,956 ,962 ,963 ,964 ,1339
TRW	50006261	512109-1	245 ,252 ,253 ,516 ,518 ,534 ,575 ,660 ,993
TRW	50006293	513503-1	242 ,589 ,1068 ,1470
TRW	50006416	973502-8	243 ,244 ,245 ,246 ,247 ,248 ,249 ,250 ,251 ,252 ,253 ,329 ,330 ,331 ,332 ,334 ,589 ,590 ,591 ,592 ,593 ,594 ,626 ,698 ,1068 ,1070 ,1071 ,1072 ,1073 ,1074 ,1075 ,1077 ,1079 ,1080 ,1081 ,1264 ,1265 ,1414 ,1470 ,1471 ,1472 ,1473 ,1474 ,1476 ,1477 ,1478 ,1479 ,1480 ,1481 ,1482
TRW	50006443	973103-6	1008 to 1010
TRW	50006445	971577-6	356 ,357 ,358 ,359 ,360 ,366 ,367 ,368
TRW	50006457	973501-8	152 ,153 ,242 ,243 ,244 ,246 ,249 ,250 ,329 ,331 ,332 ,333 ,589 ,590 ,592 ,593 ,626 ,713 ,1064 ,1066 ,1067 ,1068 ,1069 ,1070 ,1071 ,1073 ,1074 ,1076 ,1077 ,1078 ,1079 ,1080 ,1082 ,1412 ,1467 ,1468 ,1469 ,1470 ,1471 ,1472 ,1474 ,1475 ,1477 ,1478 ,1479 ,1480 ,1483
TRW	50006463	975145-6	1529 to 1535
TRW	50007597	972103-8	427 ,511 ,512 ,517 ,521 ,523 ,525 ,552
TRW	50009042	861077-5	157 ,948 ,958 ,959 ,960 ,961 ,962 ,966 ,967 ,968 ,969 ,1012 ,1340 ,1341 ,1342
TRW	50009053	861071-6	156 ,387 ,932 ,933 ,934 ,935 ,936 ,937 ,938 ,940 ,1338
TRW	50009370	883803-4	993 ,1027 ,1073 ,1232 ,1475 ,1514
TRW	510201	853823-4	1234 ,1517
TRW	510202	863824-4	1234
TRW	510203	853843-4	324 ,1228 ,1229 ,1230 ,1231 ,1514



# Cross Reference

Cross- Manu.	Reference-No.	SM-No.	On Page
TRW	510203	853843-4	324 ,1228 ,1229 ,1230 ,1231 ,1514
TRW	510208	852052-4	26 ,149 ,304 ,444 ,445 ,446 ,528 ,640 ,641 ,642 ,716 ,717 ,1003 ,1082 ,1137 ,1138 ,1239 ,1240 ,1247 ,1270 ,1334 ,1482 ,1483
TRW	511013	853803-4	993 ,1027 ,1073 ,1232 ,1475 ,1514
TRW	511014	863804-4	993 ,1027 ,1073 ,1232 ,1475 ,1514
TRW	511015	853808-4	1234
TRW	511016	863803-4	1234
TRW	511017	853825-4	323 ,732 ,735 ,1025 ,1027 ,1224 ,1225 ,1226 ,1227
TRW	511018	863826-4	323 ,732 ,735 ,1025 ,1027 ,1224 ,1225 ,1226 ,1227
TRW	511019	853800-4	1025 ,1223
TRW	511020	863801-4	1025 ,1223
TRW	51315	853825-4	323 ,732 ,735 ,1025 ,1027 ,1224 ,1225 ,1226 ,1227
TRW	515105	853819-4	1226
TRW	515106	863820-4	
TRW	515120	853816-4	259 ,297 ,659 ,698 ,1128 ,1130 ,1238 ,1413 ,1418
TRW	515319	853816-4	259 ,297 ,659 ,698 ,1128 ,1130 ,1238 ,1413 ,1418
TRW	517419	853845-4	1238
TRW	517481	853845-4	1238
TRW	517646	863826-4	323 ,732 ,735 ,1025 ,1027 ,1224 ,1225 ,1226 ,1227
TRW	517818	853841-4	1226 ,1227 ,1228 ,1229 ,1230 ,1231 ,1513 ,1514
TRW	517962	863809-4	321 ,1222 ,1223 ,1224 ,1225 ,1226 ,1512
TRW	517963	863823-4	322 ,324 ,1226 ,1228 ,1229 ,1230 ,1231 ,1232 ,1514
TRW	517982	853827-4	1233 ,1514
TRW	517983	853841-4	1226 ,1227 ,1228 ,1229 ,1230 ,1231 ,1513 ,1514
TRW	518533	863809-4	321 ,1222 ,1223 ,1224 ,1225 ,1226 ,1512
TRW	52117	854009-4	1266 ,1523
TRW	531003	853768-4	250 ,298 ,299 ,301 ,441 ,714 ,732 ,1131 ,1133 ,1134 ,1415
TRW	531004	863769-4	250 ,301 ,441 ,714 ,732 ,1133 ,1134 ,1415
TRW	531005	853709-4	294 ,295 ,296 ,297 ,433 ,434 ,435 ,436 ,437 ,597 ,698 ,1126 ,1127 ,1128 ,1130 ,1131 ,1256 ,1413 ,1414
TRW	531007	853713-4	293 ,1126
TRW	531010	853715-4	299 ,300 ,308 ,440 ,519 ,714 ,1132
TRW	531011	863716-4	299 ,300 ,308 ,440 ,519 ,714 ,1132
TRW	531015	853765-6	303 ,716 ,1136 ,1137
TRW	531016	863766-6	
TRW	531017	853770-4	249 ,300 ,440 ,524 ,547 ,713 ,714 ,1132 ,1133 ,1414
TRW	531018	863771-4	249 ,300 ,440 ,524 ,547 ,616 ,617 ,681 ,713 ,714 ,1132 ,1133 ,1414
TRW	531021	853772-4	249 ,298 ,300 ,301 ,384 ,440 ,441 ,524 ,547 ,713 ,714 ,715 ,1131 ,1132 ,1133 ,1134 ,1135 ,1414 ,1521
TRW	531022	863773-4	249 ,298 ,299 ,300 ,301 ,384 ,440 ,441 ,524 ,547 ,713 ,714 ,715 ,1131 ,1132 ,1133 ,1134 ,1135 ,1414 ,1521
TRW	531023	853705-4	295 ,298 ,1128 ,1129
TRW	531026	863706-4	295 ,298 ,1128 ,1129
TRW	531027	853761-4	300 ,301 ,1132 ,1133
TRW	531028	863762-4	300 ,301 ,1132 ,1133
TRW	531029	853849-4	322 ,323 ,1027 ,1226 ,1227 ,1234
TRW	531030	863850-4	322 ,323 ,1027 ,1226 ,1227
TRW	531031	853849-4	322 ,323 ,1027 ,1226 ,1227 ,1234
TRW	531032	863850-4	322 ,323 ,1027 ,1226 ,1227
TRW	533033	863764-4	298 ,302 ,442 ,715 ,1129 ,1135
TRW	537006	853763-4	298 ,302 ,442 ,715 ,1129 ,1135
TRW	537131	853745-4	298 ,302 ,442 ,715 ,1129 ,1135 ,1136
TRW	537174	863702-4	293 ,307 ,380 ,623 ,1125 ,1126
TRW	537450	863734-4	293 ,294 ,295 ,296 ,297 ,433 ,434 ,435 ,436 ,437 ,597 ,614 ,698 ,1126 ,1127 ,1128 ,1129 ,1130 ,1131 ,1256 ,1413 ,1414 ,1418
TRW	537505	853739-4	290 ,293 ,1123 ,1126
TRW	537554	863756-4	303 ,304 ,444 ,1137
TRW	537555	863754-4	299 ,302 ,440 ,715 ,1132 ,1135
TRW	537575	853753-4	299 ,302 ,1132 ,1135
TRW	537627	853749-4	292 ,516 ,784 ,1124 ,1125 ,1255

# Cross Reference



Cross- Manu.	Reference-No.	SM-No.	On Page
TRW	537627	853749-4	292 ,516 ,784 ,1124 ,1125 ,1255
TRW	537628	863750-4	292 ,516 ,784 ,1124 ,1125 ,1255
TRW	537746	853733-4	293 ,294 ,295 ,296 ,297 ,433 ,434 ,436 ,437 ,597 ,614 ,698 ,1126 ,1127 ,1128 ,1129 ,1130 ,1131 ,1256 ,1413 ,1414 ,1418
TRW	537747	863734-4	293 ,294 ,295 ,296 ,297 ,433 ,434 ,435 ,436 ,437 ,597 ,614 ,698 ,1126 ,1127 ,1128 ,1129 ,1130 ,1131 ,1256 ,1413 ,1414 ,1418
TRW	537841	853727-4	286 ,287 ,288 ,289 ,290 ,307 ,428 ,623 ,1119 ,1120 ,1123 ,1714
TRW	537843	863734-4	293 ,294 ,295 ,296 ,297 ,433 ,434 ,435 ,436 ,437 ,597 ,614 ,698 ,1126 ,1127 ,1128 ,1129 ,1130 ,1131 ,1256 ,1413 ,1414 ,1418
TRW	537844	863736-4	286 ,1119
TRW	537845	863728-4	286 ,287 ,288 ,289 ,290 ,307 ,428 ,623 ,1119 ,1120 ,1121 ,1123 ,1714
TRW	538210	863758-4	341 ,530 ,1138 ,1399
TRW	539000	853814-4	323 ,1073 ,1227 ,1228 ,1229 ,1230 ,1475
TRW	539001	863878-4	323 ,1073 ,1227 ,1228 ,1229 ,1230 ,1475
TRW	539003	863728-4	286 ,287 ,288 ,289 ,290 ,307 ,428 ,623 ,1119 ,1120 ,1121 ,1123 ,1714
TRW	539006	853841-4	1226 ,1227 ,1228 ,1229 ,1230 ,1231 ,1513 ,1514
TRW	539007	853701-4	292 ,293 ,307 ,380 ,623 ,1125
TRW	539008	863702-4	293 ,307 ,380 ,623 ,1125 ,1126
TRW	539009	851107-4	288 ,428 ,509 ,510 ,544 ,794 ,987 ,1122 ,1412 ,1512
TRW	539010	861108-4	288 ,428 ,509 ,510 ,544 ,987 ,1122 ,1412
TRW	539011	853863-4	1028 ,1076 ,1233 ,1234 ,1235 ,1477
TRW	539014	863864-4	1028 ,1076 ,1233 ,1234 ,1235 ,1477
TRW	539017	863868-4	322 ,732 ,735 ,880 ,1026 ,1225 ,1412
TRW	539018	853867-4	322 ,732 ,735 ,880 ,1026 ,1225 ,1226 ,1412
TRW	539019	853721-4	286 ,287 ,288 ,289 ,290 ,307 ,623 ,1119 ,1120 ,1121 ,1123 ,1714
TRW	539020	853801-4	1030 ,1080 ,1081 ,1238 ,1239 ,1481 ,1482
TRW	539021	863802-4	1030 ,1080 ,1081 ,1238 ,1239 ,1481 ,1482
TRW	539024	853809-4	1029 ,1077 ,1078 ,1079 ,1236 ,1237 ,1238 ,1478 ,1479 ,1480
TRW	539025	863810-4	1029 ,1077 ,1078 ,1079 ,1236 ,1237 ,1238 ,1478 ,1479 ,1480
TRW	539028	853871-4	321 ,1025 ,1222
TRW	539029	863872-4	321 ,1025 ,1222
TRW	539030	851113-4	291 ,292 ,383 ,987 ,1124 ,1125
TRW	539031	861138-4	199 ,215 ,291 ,292 ,383 ,384 ,987 ,1124 ,1125
TRW	539032	851109-4	291 ,292 ,383 ,987 ,1124 ,1125
TRW	539033	861110-4	291 ,987 ,1125
TRW	539040	853775-6	289 ,383 ,1066 ,1122 ,1469
TRW	539041	863776-6	289 ,383 ,1066 ,1122 ,1469
TRW	539042	853785-6	289 ,307 ,383 ,1067 ,1121 ,1469
TRW	539044	853873-4	430 ,641 ,880 ,993 ,1027 ,1028 ,1073 ,1074 ,1232 ,1475 ,1476
TRW	539045	863874-4	430 ,880 ,1028 ,1073 ,1232 ,1475
TRW	539046	853777-4	288 ,383 ,428 ,506 ,507 ,510 ,527 ,538 ,544 ,1067 ,1120 ,1121 ,1469 ,1512
TRW	539047	863778-4	288 ,383 ,428 ,506 ,507 ,510 ,527 ,538 ,544 ,1067 ,1120 ,1121 ,1469 ,1512
TRW	539048	853879-4	321 ,879 ,1025 ,1223 ,1387
TRW	539052	863880-4	321 ,322 ,623 ,697 ,879 ,1025 ,1027 ,1028 ,1076 ,1222 ,1223 ,1224 ,1226 ,1233 ,1387 ,1477
TRW	539053	863786-6	289 ,307 ,383 ,1067 ,1121 ,1469
TRW	54-1101	970701-8	203 ,206 ,207 ,208
TRW	54-1106	970702-8	199 ,200 ,203 ,204 ,721 ,1074 ,1476
TRW	54-1107	971002-8	200 ,204 ,212 ,887 ,891 ,892 ,893 ,894 ,1154 ,1155 ,1266
TRW	54-1601	971001-6	334 ,887 ,888 ,889 ,896 ,897 ,898 ,899 ,1397 ,1398
TRW	54-1801	972102-8	253 ,508 ,510 ,511 ,512 ,516 ,552
TRW	54-3301	975001-8	96 ,97 ,98 ,99 ,100 ,101 ,102 ,104 ,105 ,106 ,107 ,108 ,115 ,116 ,117 ,118 ,119 ,120 ,121 ,125 ,126 ,128 ,129 ,138 ,140 ,514 ,515 ,518 ,569 ,881 ,996 ,1313 ,1314 ,1315 ,1317 ,1318 ,1319 ,1320 ,1321 ,1325 ,1326 ,1327 ,1331 ,1332 ,1334 ,1367 ,1369 ,1370 ,1513 ,1517 ,1629 ,1630 ,1631 ,1632 ,1633 ,1634 ,1635 ,1636 ,1637 ,1639 ,1640 ,1641 ,1643 ,1644 ,1645 ,1646 ,1647 ,1649 ,1650 ,1656 ,1657 ,1658 ,1659 ,1660 ,1661 ,1663 ,1664 ,1665 ,1666 ,1668 ,1669 ,1671 ,1673 ,1674 ,1675 ,1676 ,1677 ,1678 ,1679 ,1680 ,1681 ,1695 ,1706



# Cross Reference

Cross- Manu.	Reference-No.	SM-No.	On Page
TRW	54-3301	975001-8	96 ,97 ,98 ,99 ,100 ,101 ,102 ,104 ,105 ,106 ,107 ,108 ,115 ,116 ,117 ,118 ,119 ,120 ,121 ,125 ,126 ,128 ,129 ,138 ,140 ,514 ,515 ,518 ,569 ,881 ,996 ,1313 ,1314 ,1315 ,1317 ,1318 ,1319 ,1320 ,1321 ,1325 ,1326 ,1327 ,1331 ,1332 ,1334 ,1367 ,1369 ,1370 ,1513 ,1517 ,1629 ,1630 ,1631 ,1632 ,1633 ,1634 ,1635 ,1636 ,1637 ,1639 ,1640 ,1641 ,1643 ,1644 ,1645 ,1646 ,1647 ,1649 ,1650 ,1656 ,1657 ,1658 ,1659 ,1660 ,1661 ,1663 ,1664 ,1665 ,1666 ,1668 ,1669 ,1671 ,1673 ,1674 ,1675 ,1676 ,1677 ,1678 ,1679 ,1680 ,1681 ,1695 ,1706
TRW	54-3304	975002-8	100 ,101 ,102 ,107 ,108 ,120 ,121 ,125 ,138 ,140 ,515 ,518 ,520 ,1311 ,1312 ,1314 ,1315 ,1317 ,1318 ,1319 ,1320 ,1321 ,1325 ,1326 ,1327 ,1331 ,1332 ,1333 ,1364 ,1365 ,1367 ,1369 ,1370 ,1374 ,1377 ,1382 ,1513 ,1626 ,1627 ,1629 ,1630 ,1633 ,1635 ,1637 ,1643 ,1644 ,1645 ,1646 ,1647 ,1648 ,1649 ,1660 ,1661 ,1664 ,1665 ,1666 ,1667 ,1668 ,1676 ,1679 ,1680 ,1681 ,1682 ,1695 ,1696 ,1698 ,1699 ,1700 ,1706 ,1707
TRW	54-3305	975012-8	108 ,109 ,112 ,119 ,121 ,122 ,126 ,128 ,129 ,137 ,138 ,139 ,140 ,141 ,449 ,1327 ,1328 ,1329 ,1373 ,1374 ,1377 ,1667 ,1668 ,1678 ,1707
TRW	54-3306	975011-8	108 ,109 ,110 ,112 ,121 ,122 ,126 ,137 ,138 ,139 ,140 ,141 ,1327 ,1328 ,1329 ,1373 ,1374 ,1377 ,1667 ,1668 ,1678 ,1707
TRW	54-3401	973501-8	152 ,153 ,242 ,243 ,244 ,246 ,249 ,250 ,329 ,331 ,332 ,333 ,589 ,590 ,592 ,593 ,626 ,713 ,1064 ,1066 ,1067 ,1068 ,1069 ,1070 ,1071 ,1073 ,1074 ,1076 ,1077 ,1078 ,1079 ,1080 ,1082 ,1412 ,1467 ,1468 ,1469 ,1470 ,1471 ,1472 ,1474 ,1475 ,1477 ,1478 ,1479 ,1480 ,1483
TRW	54-5965	973901-6	1008 ,1279
TRW	545201	974001-8	22 ,23 ,24 ,429 ,431 ,432 ,435 ,443 ,709 ,710 ,712 ,715 ,716 ,1225 ,1233 ,1235 ,1236 ,1265 ,1266 ,1267
TRW	560017	852043-4	22 ,23 ,24 ,432 ,433 ,435 ,710 ,712
TRW	560018	862044-4	22 ,24 ,432 ,433 ,435 ,710 ,712
TRW	56005	850117-4	25
TRW	591001	853855-6	726 ,1241 ,1248
TRW	591002	863856-6	726 ,1241 ,1248
TRW	59108	853855-6	726 ,1241 ,1248
TRW	59109	863856-6	726 ,1241 ,1248
TRW	59115	863854-2	1251
TRW	59121	853853-2	1251
TRW	595915	863866-2	1243 ,1250 ,1251
TRW	597672	863860-6	1241 ,1248 ,1273
TRW	597673	853859-6	1241 ,1248 ,1273
TRW	598141	863858-6	726 ,1242 ,1249 ,1250
TRW	598142	853857-6	726 ,1242 ,1249 ,1250
TRW	598349	853865-2	1243 ,1250 ,1251
TRW	6445	862707-4	620
TRW	648207	852703-4	620
TRW	701009	863830-4	1025 to 1026
TRW	701010	853829-4	1025
TRW	711025	859701-4	1431 to 1432
TRW	711026	869702-4	1431 to 1432
TRW	761002	862406-4	612 ,678
TRW	761010	852401-4	612 ,613 ,684
TRW	761011	862402-4	375 ,612 ,613 ,684
TRW	761012	858703-4	375 ,613 ,679 ,684
TRW	761013	868704-4	613 ,614 ,679
TRW	771001	853581-4	244 ,329 ,330 ,333
TRW	771002	863582-4	244 ,329 ,330
TRW	771003	851407-4	240 ,329
TRW	771004	861408-4	240 ,329
TRW	771010	863582-4	244 ,329 ,330
TRW	7837	852137-4	522 ,526 ,527 ,528 ,529 ,548
TRW	81-11101	880734-4	200 ,203 ,207 ,208
TRW	81-11103	880726-6	199
TRW	81-11110	880734-4	200 ,203 ,207 ,208
TRW	81-11112	880724-4	200 ,203 ,204 ,205 ,207 ,208 ,210 ,211 ,215 ,216 ,722 ,723 ,882 ,974
TRW	81-11114	880728-6	199
TRW	81-11116	880756-4	31 ,201 ,204 ,722 ,981 ,1256
TRW	81-1147	880730-4	208



# Cross Reference



Cross- Manu.	Reference-No.	SM-No.	On Page
TRW	81-1147	880730-4	208
TRW	81-1158	880732-4	199 ,202
TRW	81-1162	880731-4	202 ,208 ,209 ,210 ,211
TRW	81-1200	881312-6	342 ,343 ,1012
TRW	81-12001	881310-6	342
TRW	81-12003	881316-6	342 ,344 ,345 ,572 ,1390 ,1391 ,1439 ,1486
TRW	81-12004	881314-6	342
TRW	81-1609	881093-6	904 ,908 ,910 ,911 ,912 ,913 ,914 ,915 ,916 ,917 ,918 ,919 ,920 ,921 ,922
TRW	81-1610	881089-6	904 ,908 ,909 ,910 ,911 ,912 ,913 ,914 ,915 ,916 ,917 ,918 ,920 ,921 ,922
TRW	81-16100	881107-6	942 ,943 ,944 ,945 ,946 ,947 ,951 ,952 ,953 ,954 ,955 ,956 ,957 ,962 ,963 ,964 ,965 ,1007 ,1009 ,1011 ,1012 ,1338 ,1339
TRW	81-16103	881069-6	157 ,948 ,958 ,959 ,960 ,961 ,962 ,966 ,967 ,968 ,969 ,1012 ,1339 ,1340 ,1341 ,1342
TRW	81-16105	881059-4	387 ,932 ,933 ,934 ,935 ,936 ,937 ,938 ,939 ,940 ,1338
TRW	81-16107	881080-4	387 ,932 ,933 ,934 ,935 ,936 ,937 ,938 ,939 ,940 ,1338
TRW	81-16110	881006-4	351 ,560 ,947 ,970 ,1338 ,1342 ,1711
TRW	81-1631	881094-6	909 ,917 ,918 ,920 ,921 ,922
TRW	81-1638	881041-6	941 to 942
TRW	81-1639	881042-6	941 to 942
TRW	81-1640	881060-6	949 to 951
TRW	81-1641	881061-6	949 to 951
TRW	81-1647	881090-6	943 ,945 ,946 ,947 ,951 ,952 ,953 ,954 ,957 ,963 ,1007 ,1009 ,1011 ,1338
TRW	81-1650	881062-6	941 to 942
TRW	81-1654	881063-6	941 to 942
TRW	81-1658	881072-6	387 ,908 ,909 ,910 ,911 ,912 ,913 ,914 ,915 ,916 ,917 ,918 ,919 ,920 ,921 ,922
TRW	81-1670	881037-6	387 ,908 ,909 ,910 ,913 ,914 ,915 ,916 ,917 ,918 ,919 ,920 ,922
TRW	81-1674	881032-6	387 ,908 ,909 ,910 ,911 ,912 ,913 ,914 ,915 ,916 ,917 ,918 ,919 ,920 ,921 ,922 ,923 ,924 ,925 ,926 ,927 ,928 ,929 ,930 ,931 ,932
TRW	81-1676	881026-6	387 ,908 ,909 ,910 ,911 ,912 ,913 ,914 ,915 ,916 ,917 ,918 ,919 ,920 ,921 ,922 ,923 ,924 ,925 ,926 ,927 ,928 ,929 ,930 ,931 ,932
TRW	81-1682	881045-4	335 ,887 ,888 ,889 ,894 ,896 ,897 ,898 ,899 ,1397 ,1398
TRW	81-1685	881046-4	335 ,887 ,888 ,889 ,894 ,896 ,897 ,898 ,899 ,1397 ,1398
TRW	81-17110	882047-4	4 ,424 ,430 ,434 ,437 ,438 ,439 ,441 ,442 ,443 ,711 ,716 ,1265 ,1334 ,1714
TRW	81-17112	882042-4	439 ,712 ,713
TRW	81-17114	882059-4	26 ,304 ,444 ,445 ,446 ,640 ,641 ,642 ,708 ,716 ,717 ,1082 ,1138 ,1239 ,1240 ,1247 ,1270 ,1334 ,1482 ,1483
TRW	81-17117	882062-6	446 ,447 ,448 ,449 ,454 ,455 ,644 ,645
TRW	81-17118	882805-4	696 to 697
TRW	81-17119	882806-4	696 to 697
TRW	81-17120	882807-4	696 to 698
TRW	81-17121	882808-4	696 to 698
TRW	81-1755	882040-4	424 ,425 ,426 ,427 ,429 ,431 ,443 ,706 ,707 ,708 ,709 ,715 ,716 ,1311 ,1714
TRW	81-18104	882102-4	20 ,240 ,258 ,425 ,505 ,507 ,519 ,538 ,553 ,706 ,784 ,787 ,1064 ,1119 ,1407 ,1411 ,1422 ,1466
TRW	81-18105	882104-4	511 ,512 ,514 ,517 ,522 ,523 ,525 ,546 ,547 ,552
TRW	81-18111	883713-4	287 ,288 ,383 ,428 ,506 ,507 ,509 ,510 ,527 ,538 ,544 ,793 ,794 ,987 ,1120 ,1121 ,1122 ,1412 ,1512
TRW	81-18113	882111-4	506 ,510 ,513 ,514 ,544 ,545 ,552 ,1514
TRW	81-22108	881566-6	355 ,667
TRW	81-22109	881586-6	355 ,366
TRW	81-22110	881564-6	360 ,369 ,370
TRW	81-22111	881588-6	363 ,664
TRW	81-22113	883868-6	356 ,357 ,360 ,361 ,367 ,369 ,390 ,1249 ,1528
TRW	81-2240	881575-6	361 ,667 ,729
TRW	81-2242	881576-6	361 ,667 ,729
TRW	81-2246	881571-6	7 ,355 ,356 ,357 ,358 ,359 ,360 ,366 ,367 ,368 ,369 ,390 ,391 ,392 ,667 ,729
TRW	81-2249	881580-6	361 ,362 ,647
TRW	81-2252	881581-6	361 ,362 ,647
TRW	81-2255	881584-6	361 ,362 ,363 ,370 ,647 ,668 ,1006
TRW	81-2258	881590-6	361 ,362 ,363 ,370 ,668 ,1006
TRW	81-25100	883138-6	392 ,393 ,746 ,747 ,748 ,1006 ,1390 ,1439





# Cross Reference

Cross- Manu.	Reference-No.	SM-No.	On Page
TRW	81-25100	883138-6	392 ,393 ,746 ,747 ,748 ,1006 ,1390 ,1439
TRW	81-25101	883144-6	759 ,762 ,763 ,764 ,766 ,767 ,768 ,770 ,772 ,777 ,778 ,1009 ,1010 ,1339 ,1390 ,1440
TRW	81-25102	883141-6	758 ,759 ,760 ,761 ,762 ,763 ,764 ,765 ,766 ,767 ,768 ,769 ,770 ,771 ,772 ,773 ,774 ,775 ,777 ,778 ,780 ,1008 ,1009 ,1010 ,1339 ,1390 ,1440
TRW	81-25106	883139-6	387 ,750 ,751 ,756 ,759 ,765 ,767 ,768 ,769 ,772 ,773 ,777 ,1006 ,1009 ,1010 ,1011 ,1439 ,1440
TRW	81-25109	883146-6	748 ,749 ,1006
TRW	81-25112	883139-6	387 ,750 ,751 ,756 ,759 ,765 ,767 ,768 ,769 ,772 ,773 ,777 ,1006 ,1009 ,1010 ,1011 ,1439 ,1440
TRW	81-2515	883133-6	750
TRW	81-2517	883132-6	750
TRW	81-2531	883135-6	752
TRW	81-2536	883130-6	393 ,753 ,754 ,755 ,757 ,758 ,759 ,760 ,761 ,762 ,763 ,764 ,765 ,766 ,767 ,768 ,769 ,770 ,771 ,772 ,773 ,774 ,775 ,777 ,778 ,780 ,1008 ,1009 ,1010 ,1338 ,1339 ,1390 ,1440
TRW	81-2539	883136-6	392 ,393 ,746 ,747 ,748 ,1006 ,1390 ,1439 ,1718
TRW	81-2540	883137-6	392 ,393 ,746 ,747 ,748 ,1006 ,1390 ,1439
TRW	81-2602	881065-4	891 ,901 ,902 ,1334
TRW	81-2604	881064-4	891 ,901 ,902 ,1334
TRW	81-2606	881097-4	891 ,902 ,906
TRW	81-26100	881083-6	883 ,894 ,905
TRW	81-26103	881071-6	883 ,894 ,905
TRW	81-26106	881051-4	905
TRW	81-26118	881036-4	891 ,902 ,903 ,906
TRW	81-2612	881039-4	879
TRW	81-26121	881049-4	891 ,902 ,903 ,906
TRW	81-26124	881054-6	906
TRW	81-26133	881053-6	886
TRW	81-26136	881096-4	886
TRW	81-26139	881056-4	905
TRW	81-26145	881050-4	895 ,896 ,904 ,905
TRW	81-26148	881077-4	895 ,896 ,904 ,905
TRW	81-26151	881108-4	883 ,894
TRW	81-26154	881109-4	883 ,894
TRW	81-26157	881101-4	894 ,906
TRW	81-26163	881103-4	894 ,896 ,900 ,903 ,906 ,907
TRW	81-26166	881104-4	894 ,900
TRW	81-26169	881105-4	903 ,906 ,907
TRW	81-26172	881110-4	335 ,336 ,620 ,880 ,884 ,886 ,894 ,896 ,900 ,901 ,902 ,903 ,906 ,907 ,1399
TRW	81-26175	881073-4	880 ,884 ,886 ,889 ,890 ,891 ,898
TRW	81-26178	881074-4	880 ,884 ,886 ,889 ,890 ,891 ,898
TRW	81-26182	881010-4	149 ,259 ,560 ,887 ,891 ,892 ,893 ,894 ,978
TRW	81-26183	881113-6	886 ,900 ,907 ,978
TRW	81-26186	881020-4	259 ,560 ,659 ,879 ,884 ,995 ,1386 ,1387
TRW	81-26187	881021-4	560 ,659 ,885 ,978
TRW	81-2624	881040-4	879
TRW	81-2627	881004-6	
TRW	81-2631	881067-4	895 ,896 ,904 ,905
TRW	81-2634	881068-4	895 ,896 ,904 ,905
TRW	81-2659	881088-4	881 ,886 ,887 ,904
TRW	81-2667	881087-4	881 ,882 ,886 ,887 ,904
TRW	81-2688	881086-4	903
TRW	81-2696	881098-4	886
TRW	81-2722	883301-6	376 ,390 ,392 ,999
TRW	81-2724	883305-6	
TRW	81-2725	883302-6	999
TRW	81-2726	883303-6	999
TRW	81-2728	883308-6	369 ,392 ,999 ,1000
TRW	81-2729	883307-6	369 ,392 ,999
TRW	81-2730	883309-6	1000

# Cross Reference



Cross- Manu.	Reference-No.	SM-No.	On Page
TRW	81-2730	883309-6	1000
TRW	81-2731	883310-6	1000
TRW	81-30106	884406-6	1159 to 1160
TRW	81-3036	884412-4	1152 ,1153 ,1156 ,1157 ,1158 ,1159
TRW	81-3201	885510-4	1403
TRW	81-3206	885512-4	
TRW	81-3310	880222-4	4 ,424 ,430 ,434 ,437 ,438 ,439 ,441 ,442 ,443 ,711 ,716 ,1265 ,1334 ,1714
TRW	81-33100	880226-4	101 ,102 ,108 ,118 ,119 ,120 ,128 ,142 ,515 ,516 ,518 ,548 ,881 ,1318 ,1322 ,1327 ,1367 ,1368 ,1370 ,1371 ,1645 ,1648 ,1651 ,1652 ,1661 ,1664 ,1665 ,1666 ,1670 ,1671 ,1678 ,1681 ,1696 ,1714
TRW	81-33101	880229-4	121 ,128 ,1332 ,1679
TRW	81-33103	880227-4	96 ,99 ,100 ,101 ,102 ,103 ,107 ,108 ,111 ,120 ,121 ,138 ,140 ,514 ,515 ,519 ,553 ,1317 ,1318 ,1319 ,1320 ,1321 ,1327 ,1367 ,1368 ,1370 ,1374 ,1633 ,1643 ,1644 ,1645 ,1646 ,1647 ,1648 ,1651 ,1661 ,1667 ,1695 ,1696 ,1697
TRW	81-33107	885010-4	1314 ,1315 ,1629 ,1630 ,1631 ,1632
TRW	81-33109	885012-4	1311 ,1315 ,1365 ,1626 ,1635 ,1637
TRW	81-33111	880228-4	94 ,96 ,108 ,109 ,110 ,122 ,123 ,124 ,125 ,130 ,131 ,132 ,138 ,139 ,140 ,141 ,522 ,1311 ,1315 ,1316 ,1327 ,1328 ,1331 ,1332 ,1333 ,1363 ,1365 ,1366 ,1373 ,1374 ,1376 ,1377 ,1378 ,1626 ,1633 ,1636 ,1638 ,1639 ,1642 ,1662 ,1667 ,1668 ,1669 ,1678 ,1680 ,1682 ,1683 ,1684 ,1687 ,1698 ,1707
TRW	81-33112	880230-4	99 ,103 ,109 ,110 ,111 ,112 ,113 ,114 ,126 ,127 ,131 ,137 ,141 ,142 ,994 ,1319 ,1323 ,1324 ,1325 ,1329 ,1330 ,1367 ,1368 ,1372 ,1373 ,1374 ,1375 ,1643 ,1646 ,1654 ,1655 ,1662 ,1672 ,1673 ,1685
TRW	81-33113	880217-4	109 ,112 ,113 ,1324 ,1325 ,1328 ,1329 ,1365 ,1372 ,1373 ,1374 ,1636 ,1655 ,1662 ,1668 ,1696
TRW	81-3319	880223-4	95 ,96 ,97 ,98 ,104 ,105 ,107 ,113 ,115 ,116 ,117 ,118 ,119 ,120 ,125 ,126 ,138 ,139 ,597 ,681 ,796 ,797 ,1028 ,1418 ,1629 ,1633 ,1635 ,1653 ,1656 ,1657 ,1658 ,1659 ,1660 ,1676 ,1677 ,1706
TRW	81-3321	885090-4	107 ,1331 ,1663 ,1676
TRW	81-34000	883901-6	1281 ,1287 ,1289 ,1290 ,1291
TRW	81-34001	883922-6	1008 ,1280 ,1281 ,1282 ,1283 ,1284 ,1285 ,1287
TRW	81-34002	883923-6	1008 ,1280 ,1281 ,1282 ,1283 ,1284 ,1285 ,1287
TRW	81-34003	883909-6	1008 ,1279 ,1285 ,1286 ,1288 ,1289
TRW	81-34004	883910-6	1008 ,1279 ,1285 ,1286 ,1288 ,1289
TRW	81-3907	885070-4	348 ,1642 ,1688
TRW	81-3910	885071-4	1642 ,1643 ,1688
TRW	81-3946	885074-4	348 ,1642 ,1688
TRW	81-3956	885075-4	348 ,1642 ,1688
TRW	81-4200	883558-4	243 ,245 ,246 ,247 ,248 ,249 ,250 ,251 ,252 ,253 ,331 ,332 ,333 ,334 ,525 ,589 ,590 ,591 ,592 ,593 ,594 ,626 ,1068 ,1070 ,1075 ,1076 ,1077 ,1079 ,1080 ,1081 ,1407 ,1470 ,1471 ,1472 ,1476 ,1478 ,1480 ,1481 ,1482
TRW	81-4212	883560-4	152 ,242 ,243 ,244 ,246 ,249 ,250 ,332 ,333 ,589 ,590 ,592 ,593 ,626 ,1064 ,1066 ,1067 ,1068 ,1069 ,1070 ,1071 ,1077 ,1078 ,1079 ,1412 ,1467 ,1468 ,1469 ,1470 ,1471 ,1472 ,1473 ,1474 ,1479 ,1480
TRW	81-4213	883555-4	152 ,153 ,1073 ,1076 ,1475 ,1477
TRW	81-4221	882078-4	20 ,240 ,258 ,425 ,505 ,507 ,519 ,538 ,553 ,706 ,784 ,787 ,1064 ,1119 ,1407 ,1411 ,1422 ,1466
TRW	81-47104	885134-6	1529 to 1535
TRW	81-47105	885104-4	1236 ,1513 ,1515 ,1516 ,1518 ,1519 ,1520 ,1521 ,1522
TRW	81-47106	885152-6	1524 to 1527
TRW	81-47108	885141-6	1537
TRW	81-47110	883924-6	1008 ,1279 ,1280 ,1281 ,1282 ,1283 ,1284 ,1285 ,1286 ,1287 ,1288 ,1289
TRW	81-47111	883925-6	1008 ,1279 ,1280 ,1281 ,1282 ,1283 ,1284 ,1285 ,1286 ,1287 ,1288 ,1289
TRW	81-47114	885142-6	1242 ,1243 ,1250 ,1528 ,1529 ,1533 ,1535 ,1536 ,1537 ,1542 ,1543 ,1544 ,1545 ,1546
TRW	81-47119	885142-6	1242 ,1243 ,1250 ,1528 ,1529 ,1533 ,1535 ,1536 ,1537 ,1542 ,1543 ,1544 ,1545 ,1546
TRW	81-47120	885163-6	1537 ,1546 ,1547
TRW	81-4716	885130-4	1517 ,1521 ,1522 ,1523 ,1524
TRW	81-4719	885132-4	1517 ,1521 ,1522 ,1523 ,1524
TRW	81-4720	885137-6	1524 to 1525
TRW	81-51002	883811-4	1029 ,1077 ,1078 ,1236 ,1237 ,1478 ,1479
TRW	81-5115	883820-4	321 ,341 ,1222 ,1223 ,1224 ,1225 ,1226 ,1512
TRW	81-5135	883803-4	993 ,1027 ,1073 ,1232 ,1475 ,1514



# Cross Reference

Cross- Manu.	Reference-No.	SM-No.	On Page
TRW	81-5135	883803-4	993 ,1027 ,1073 ,1232 ,1475 ,1514
TRW	81-5200	884003-4	1266 ,1523
TRW	81-5303	883732-4	341 ,530 ,732 ,1136 ,1137 ,1138 ,1399 ,1419
TRW	81-5317	883707-4	293 ,294 ,295 ,296 ,297 ,433 ,434 ,435 ,436 ,437 ,614 ,698 ,1126 ,1127 ,1128 ,1129 ,1130 ,1131 ,1256 ,1413 ,1414 ,1418
TRW	81-5319	883729-4	298 ,302 ,442 ,715 ,1129 ,1135 ,1136
TRW	81-5326	883711-4	293 ,294 ,295 ,296 ,297 ,433 ,434 ,435 ,436 ,437 ,597 ,614 ,698 ,1126 ,1127 ,1128 ,1129 ,1130 ,1131 ,1256 ,1413 ,1414 ,1418 ,1431
TRW	81-5330	883704-4	250 ,298 ,299 ,300 ,301 ,384 ,440 ,441 ,524 ,547 ,616 ,617 ,681 ,713 ,714 ,715 ,1131 ,1132 ,1133 ,1134 ,1135 ,1415
TRW	81-5332	883813-4	1030 ,1080 ,1081 ,1238 ,1239 ,1481 ,1482
TRW	81-5603	880121-4	20 ,21 ,25
TRW	81-59002	883867-6	726 ,1242 ,1249 ,1250
TRW	81-59003	883862-6	726 ,1242 ,1249 ,1250
TRW	81-59004	883865-6	1242 ,1243 ,1250 ,1251
TRW	81-59005	883863-6	726 ,1242 ,1249 ,1250
TRW	81-59006	883860-6	726 ,1241 ,1248
TRW	81-59007	883861-6	726 ,1241 ,1248
TRW	81-6420	882703-4	620
TRW	81-77000	883581-4	243 ,244 ,251 ,329 ,330 ,332
TRW	81-77001	881401-4	240 ,329
TRW	81-85003	883627-6	1087 ,1088 ,1524
TRW	8116109	881002-4	880 to 881
TRW	821000	852407-4	376 ,529 ,535 ,616 ,652 ,681 ,995
TRW	821001	862408-4	376 ,529 ,535 ,616 ,652 ,681 ,995
TRW	863135	863135-6	687 ,767 ,768 ,769 ,770 ,772 ,773 ,776 ,777 ,1009 ,1010 ,1440 ,1718
TRW	92-16100	871062-6	942 ,943 ,945 ,946 ,947 ,951 ,952 ,953 ,963 ,964 ,965 ,1007 ,1009 ,1011 ,1012 ,1338
TRW	92-16104	871061-6	942 ,943 ,945 ,946 ,947 ,951 ,952 ,953 ,955 ,963 ,964 ,965 ,1007 ,1009 ,1011 ,1012 ,1338
TRW	92-16108	871037-6	908 ,909 ,910 ,911 ,912 ,913 ,914 ,916 ,917 ,918 ,919 ,920 ,921 ,922 ,924 ,926 ,928 ,932 ,949
TRW	92-16112	871036-6	908 to 922
TRW	92-16114	871034-6	908 to 922
TRW	92-16120	871017-6	887 ,888 ,889 ,896 ,897 ,898 ,1397 ,1398
TRW	92-16124	871016-6	887 ,888 ,889 ,896 ,897 ,898 ,1397 ,1398
TRW	92-16126	871063-6	942 ,944 ,946 ,947 ,951 ,952 ,953 ,954 ,955 ,956 ,957 ,962 ,963 ,964 ,1009 ,1011 ,1339
TRW	92-16133	871011-6	941 to 942
TRW	92-16151	871064-6	942 ,943 ,945 ,946 ,947 ,951 ,952 ,953 ,963 ,964 ,965 ,1007 ,1009 ,1011 ,1012 ,1338
TRW	92-16155	871038-6	387 ,922 ,923 ,924 ,925 ,926 ,927 ,928 ,929 ,930 ,931 ,932
TRW	92-16165	871079-6	932 ,933 ,934 ,935 ,936 ,937 ,938 ,939 ,940 ,941 ,1338
TRW	92-16166	871080-6	932 ,933 ,934 ,935 ,936 ,937 ,940 ,941 ,1338
TRW	92-16520	871017-6	887 ,888 ,889 ,896 ,897 ,898 ,1397 ,1398
TRW	92-16540	871036-6	908 to 922
TRW	92-16550	871037-6	908 ,909 ,910 ,911 ,912 ,913 ,914 ,916 ,917 ,918 ,919 ,920 ,921 ,922 ,924 ,926 ,928 ,932 ,949
TRW	92-16570	871034-6	908 to 922
TRW	92-16580	871065-6	925 to 929
TRW	92-16590	871010-6	941 to 942
TRW	92-16600	871011-6	941 to 942
TRW	92-16620	871060-6	942 ,943 ,945 ,947 ,1338
TRW	92-16630	871061-6	942 ,943 ,945 ,946 ,947 ,951 ,952 ,953 ,955 ,963 ,964 ,965 ,1007 ,1009 ,1011 ,1012 ,1338
TRW	92-16640	871062-6	942 ,943 ,945 ,946 ,947 ,951 ,952 ,953 ,963 ,964 ,965 ,1007 ,1009 ,1011 ,1012 ,1338
TRW	92-16650	871051-6	948 to 950
TRW	92-16700	871063-6	942 ,944 ,946 ,947 ,951 ,952 ,953 ,954 ,955 ,956 ,957 ,962 ,963 ,964 ,1009 ,1011 ,1339
TRW	92-22003	871579-6	355 ,356 ,357 ,358 ,359 ,360 ,366 ,368
TRW	92-22005	871589-6	360 ,369 ,370 ,1543
TRW	92-22006	871590-6	360 ,369 ,370 ,1543
TRW	92-22009	871591-6	363 ,664

# Cross Reference



Cross- Manu.	Reference-No.	SM-No.	On Page
TRW	92-22009	871591-6	363 ,664
TRW	92-22010	871592-6	363 ,664
TRW	92-22520	871577-6	355 ,356 ,357 ,358 ,359 ,360 ,366 ,368
TRW	92-22530	871579-6	355 ,356 ,357 ,358 ,359 ,360 ,366 ,368
TRW	92-25000	873111-6	754
TRW	92-25001	873110-6	753 ,755 ,763 ,764 ,765 ,766 ,769 ,774 ,1009
TRW	92-25002	873122-6	755 ,758 ,759 ,761 ,762 ,763 ,764 ,765 ,766 ,769 ,770 ,771 ,773 ,774 ,775 ,1008 ,1010 ,1338
TRW	92-25003	873112-6	753 ,754 ,755 ,759 ,761 ,762 ,763 ,764 ,765 ,766 ,767 ,768 ,769 ,770 ,771 ,772 ,774 ,775 ,777 ,778 ,1008 ,1009 ,1010 ,1338 ,1339 ,1390 ,1440 ,1718
TRW	92-25004	873121-6	778 to 780
TRW	92-25005	873120-6	778 ,779 ,780 ,1441
TRW	92-25009	873116-6	687 ,767 ,768 ,769 ,770 ,772 ,773 ,774 ,776 ,777 ,1009 ,1010 ,1440 ,1718
TRW	92-25010	873117-6	687 ,767 ,768 ,769 ,770 ,772 ,773 ,774 ,776 ,777 ,1009 ,1010 ,1440 ,1718
TRW	92-25011	873114-6	392 ,393 ,747 ,748 ,1006 ,1390 ,1439 ,1718
TRW	92-25012	873115-6	392 ,393 ,747 ,748 ,1006 ,1390 ,1439 ,1718
TRW	92-25015	873118-6	387 ,750 ,751 ,752 ,756 ,1006 ,1439 ,1691 ,1718
TRW	92-25016	873119-6	387 ,750 ,751 ,752 ,756 ,1006 ,1439 ,1691 ,1718
TRW	92-25560	873111-6	754
TRW	92-25570	873112-6	753 ,754 ,755 ,759 ,761 ,762 ,763 ,764 ,765 ,766 ,767 ,768 ,769 ,770 ,771 ,772 ,774 ,775 ,777 ,778 ,1008 ,1009 ,1010 ,1338 ,1339 ,1390 ,1440 ,1718
TRW	92-25580	873110-6	753 ,755 ,763 ,764 ,765 ,766 ,769 ,774 ,1009
TRW	92-34000	873929-6 873931-6	1008 ,1279 ,1280 ,1281 ,1282 ,1283 ,1284 ,1285 ,1286 ,1287 ,1288 ,1289
TRW	92-34001	873936-6	1008 ,1279 ,1280 ,1281 ,1282 ,1283 ,1284 ,1285 ,1286 ,1287 ,1288 ,1289
TRW	92-34002	873937-6	1281 ,1289 ,1290 ,1291
TRW	92-34004	873919-6	778 ,779 ,780 ,1441
TRW	92-34005	873920-6	1279 ,1281 ,1289 ,1290 ,1441
TRW	92-47001	875144-6	1525 to 1527
TRW	92-47003	875145-6	1525 to 1527
TRW	92-47005	875142-6	1531 to 1532
TRW	92-47006	875143-6	1531 to 1532
TRW	92-47007	875140-6	1533 to 1535
TRW	92-47009	875141-6	1533 ,1534 ,1535 ,1542 ,1545
TRW	92-47013	875147-6	1529 to 1533
TRW	92-47019	875155-6	1250
TRW	92-47020	875156-6	1250
TRW	92-47023	875165-6	1528
TRW	92-47024	875166-6	1528
TRW	92-47027	875154-6	1250
TRW	92-47028	875157-6	1243 ,1536
TRW	92-47029	875158-6	1243 ,1536
TRW	92-47030	875163-6	1242 ,1533 ,1545
TRW	92-47031	875164-6	1242 ,1533 ,1545
TRW	92-47040	875167-3	1537 ,1546
TRW	92-47041	875168-3	1537 ,1546
TRW	92-59000	875163-6	1242 ,1533 ,1545
TRW	92-59001	875164-6	1242 ,1533 ,1545
TRW	94-16530	871016-6	887 ,888 ,889 ,896 ,897 ,898 ,1397 ,1398
TRW	94-16660	871052-6	949 to 950
TRW	94-16670	871049-6	949 ,951
TRW	94-16680	871050-6	949 ,951
TRW	AS2472	860302-6	311
TRW	AS3052	862714-6	620
TRW	AS3378	863572-4	246 ,626 ,1067 ,1068 ,1071 ,1072 ,1470 ,1472 ,1474
TRW	KK-10H	K-10	35 ,337 ,361 ,362 ,363 ,370 ,392 ,393 ,647 ,648 ,667 ,668 ,726 ,729 ,746 ,747 ,748 ,778 ,1006 ,1241 ,1248 ,1273 ,1390 ,1439 ,1718
TRW	KK-12H	K-12	393 ,752 ,753 ,754 ,755 ,757 ,758 ,759 ,760 ,761 ,762 ,763 ,764 ,765 ,766 ,767 ,768 ,769 ,770 ,771 ,772 ,773 ,774 ,775 ,776 ,777 ,778 ,779 ,780 ,1008 ,1009 ,1010 ,1243 ,1250 ,1251 ,1338 ,1339 ,1390 ,1440 ,1441 ,1718



# Cross Reference

Cross- Manu.	Reference-No.	SM-No.	On Page
TRW	KK-12H	K-12	393,752,753,754,755,757,758,759,760,761,762,763,764,765,766,767,768,769,770,771,772,773,774,775,776,777,778,779,780,1008,1009,1010,1243,1250,1251,1338,1339,1390,1440,1441,1718
TRW	KK-7H	K-7	152,242,244,246,249,250,254,286,288,289,290,292,307,321,323,332,333,341,516,589,590,592,593,623,626,732,735,784,993,1025,1027,1064,1068,1069,1070,1071,1073,1077,1078,1079,1082,1119,1120,1121,1123,1124,1125,1222,1223,1224,1225,1226,1227,1232,1233,1235,1236,1255,1418,1467,1470,1471,1472,1473,1474,1475,1479,1480,1483
TRW	KK-8H	K-8	7,10,35,152,153,259,293,294,295,296,297,303,322,323,324,336,341,355,356,357,358,359,360,366,367,368,369,390,391,433,434,435,436,437,439,448,449,454,455,530,597,614,623,644,645,646,659,660,667,680,698,729,732,794,993,1073,1076,1126,1127,1128,1129,1130,1131,1136,1137,1138,1226,1227,1228,1229,1230,1231,1232,1233,1234,1238,1239,1249,1256,1399,1413,1414,1418,1419,1475,1477,1513,1514,1517,1522,1523,1528,1544,1679
TRW	LK-1605	L-12	942,943,944,945,946,947,951,952,953,955,1007,1009,1011,1338
TRW	LK-1610	L-12	942,943,944,945,946,947,948,951,952,953,954,955,956,957,962,963,964,965,1007,1009,1011,1012,1338,1339
TRW	LK-1612	L-12	900,904,908,909,916,917,918,919,920,921,922,925,926,927,928,929,949,950,951
TRW	LK-6H	L-6	293,298,302,303,307,308,380,442,443,623,715,716,879,887,889,890,891,893,894,898,978,1125,1126,1129,1135,1136,1137,1386
TRW	MK-5H	M-5	20,21,22,24,31,94,95,115,123,137,199,201,202,205,206,207,208,215,216,241,242,246,247,258,291,292,314,331,383,384,426,428,429,430,431,432,435,505,509,589,590,591,592,707,708,709,711,746,987,988,1065,1066,1070,1072,1073,1074,1075,1076,1124,1125,1264,1312,1313,1316,1363,1364,1365,1373,1411,1412,1422,1467,1468,1472,1473,1474,1475,1476,1477,1478,1627,1628,1636,1672,1673,1678,1695,1705
TRW	MK-6H	M-6	4,20,21,22,24,26,31,32,94,96,103,104,108,109,110,112,113,114,121,122,123,124,125,126,127,128,130,131,132,137,138,139,140,141,142,143,199,200,201,202,203,204,205,206,207,208,210,211,215,216,240,246,248,249,252,258,294,298,299,300,301,304,314,322,331,384,425,427,430,431,432,435,440,441,442,446,505,506,512,513,518,519,521,524,525,534,538,539,544,545,546,547,560,590,592,593,640,642,643,655,659,681,690,706,708,709,711,713,714,715,721,722,732,735,787,793,794,795,880,881,882,883,884,885,903,904,974,975,978,981,988,995,1026,1027,1028,1029,1064,1065,1070,1073,1074,1075,1076,1077,1078,1079,1119,1127,1131,1132,1133,1134,1135,1138,1152,1153,1154,1155,1158,1159,1161,1225,1226,1232,1236,1237,1238,1256,1264,1265,1311,1316,1319,1322,1323,1324,1325,1327,1328,1329,1330,1331,1332,1333,1363,1365,1366,1368,1370,1371,1372,1373,1374,1375,1376,1377,1378,1379,1382,1387,1407,1411,1412,1414,1422,1466,1467,1472,1475,1476,1477,1478,1479,1480,1481,1513,1515,1516,1517,1518,1520,1521,1522,1626,1636,1638,1639,1646,1649,1652,1655,1661,1662,1663,1667,1668,1669,1671,1672,1673,1678,1679,1680,1682,1683,1684,1685,1686,1687,1689,1695,1696,1698,1699,1700,1705,1707,1708
TRW	MK-7H	M-7	22,23,24,26,27,96,99,100,101,102,103,107,108,110,111,120,121,138,140,199,200,202,203,207,208,211,250,290,293,295,298,302,303,304,335,432,433,435,441,442,444,514,515,516,518,519,520,524,525,526,527,528,529,547,548,553,592,655,659,698,710,712,715,748,749,750,881,886,894,896,900,902,994,1006,1080,1082,1083,1123,1126,1128,1129,1135,1136,1137,1159,1161,1236,1238,1266,1311,1314,1315,1317,1318,1319,1320,1321,1322,1323,1326,1327,1328,1332,1335,1365,1367,1368,1369,1370,1371,1372,1374,1377,1399,1481,1483,1515,1516,1518,1519,1520,1521,1523,1524,1626,1630,1631,1633,1635,1637,1638,1643,1644,1645,1646,1647,1648,1649,1650,1651,1652,1654,1661,1664,1665,1666,1667,1668,1669,1670,1671,1678,1679,1680,1681,1682,1683,1691,1695,1696,1697,1698,1699,1700,1705,1706,1718
TRW	MK-8H	M-8	7,21,22,25,26,95,96,97,98,99,100,101,104,105,106,107,108,113,115,116,117,118,119,120,121,125,126,138,139,140,202,208,209,210,211,251,253,299,302,303,304,322,355,356,357,358,359,360,361,363,366,367,368,369,370,390,391,392,432,433,442,444,445,508,509,512,514,515,516,518,519,520,521,522,526,527,528,529,534,539,548,553,575,591,597,623,660,664,667,709,710,715,722,723,729,1028,1076,1132,1135,1136,1137,1156,1157,1242,1243,1249,1250,1257,1264,1314,1315,1316,1317,1319,1320,1325,1326,1330,1331,1332,1335,1369,1413,1418,1432,1477,1513,1517,1521,1522,1523,1524,1528,1529,1533,1536,1537,1542,1544,1545,1546,1629,1630,1631,1632,1633,1634,1635,1636,1637,1639,1640,1641,1642,1643,1644,1645,1646,1647,1649,1650,1653,1654,1656,1657,1658,1659,1660,1661,1663,1664,1665,1666,1667,1669,1671,1673,1674,1675,1676,1677,1679,1680,1681,1686,1688,1689,1690,1695,1696,1697,1699,1706
TRW	RK-11H	R-11	1525,1526,1527,1529,1530,1531,1532,1533,1534,1535,1542,1545
TRW	RK-7H	R-7	107,118,119,120,128,142,311,335,336,341,387,439,530,548,572,620,643,645,664,712,713,894,896,900,901,902,1331,1390,1399,1422,1433,1486,1663,1676,1681,1689,1691,1714

# Cross Reference



Cross- Manu.	Reference-No.	SM-No.	On Page
TRW	RK-7H	R-7	107 ,118 ,119 ,120 ,128 ,142 ,311 ,335 ,336 ,341 ,387 ,439 ,530 ,548 ,572 ,620 ,643 ,645 ,664 ,712 ,713 ,894 ,896 ,900 ,901 ,902 ,1331 ,1390 ,1399 ,1422 ,1433 ,1486 ,1663 ,1676 ,1681 ,1689 ,1691 ,1714
TRW	RK-8H	R-8	26 ,149 ,156 ,304 ,335 ,387 ,444 ,445 ,446 ,447 ,448 ,454 ,640 ,641 ,642 ,643 ,716 ,717 ,883 ,887 ,888 ,889 ,894 ,895 ,896 ,897 ,898 ,899 ,904 ,905 ,932 ,933 ,934 ,935 ,936 ,937 ,938 ,939 ,940 ,941 ,1003 ,1082 ,1137 ,1138 ,1239 ,1240 ,1247 ,1250 ,1270 ,1334 ,1338 ,1397 ,1398 ,1482 ,1483 ,1524 ,1525 ,1526 ,1527 ,1528 ,1535 ,1536 ,1542 ,1543 ,1544 ,1546
TRW	RK-9H	R-9	20 ,342 ,572 ,687 ,767 ,768 ,769 ,770 ,772 ,773 ,777 ,881 ,886 ,887 ,891 ,902 ,903 ,904 ,906 ,941 ,1009 ,1010 ,1088 ,1338 ,1390 ,1402 ,1439 ,1440 ,1486 ,1718
TRW	S3334	863572-4	246 ,626 ,1067 ,1068 ,1071 ,1072 ,1470 ,1472 ,1474
TRW	S3438	868708-4	222 ,225 ,375 ,523 ,535 ,557 ,581 ,614 ,615 ,994 ,995
TRW	S4292	869704-4	1432 to 1433
TRW	V3053X	852713-6	620
TRW	V3099X	850301-6	311
TRW	V3333	853571-4	626 ,795 ,1067 ,1071 ,1072 ,1470 ,1473 ,1474
TRW	V3439	858707-4	222 ,225 ,375 ,523 ,535 ,557 ,581 ,614 ,615 ,994
TRW	V4291	859703-4	1432 ,1433 ,1690
TRW	VA-2123	853219-6	
TRW	VA-2124	863216-6	

VICTOR REINZ	03-25105-08	911010-8	752 ,756 ,757 ,771 ,772 ,773 ,777 ,778 ,779 ,781 ,942 ,943 ,944 ,945 ,946 ,947 ,948 ,951 ,952 ,953 ,954 ,955 ,956 ,957 ,962 ,963 ,964 ,965 ,1007 ,1009 ,1011 ,1012 ,1338 ,1339 ,1440 ,1441 ,1718
VICTOR REINZ	03-25275-03	903103-1	757 ,758 ,759 ,760 ,761 ,762 ,763 ,764 ,765 ,766 ,767 ,768 ,769 ,770 ,771 ,772 ,773 ,774 ,775 ,776 ,777 ,778 ,1440
VICTOR REINZ	03-31050-01	903903-1	1280 ,1283 ,1284 ,1285 ,1287 ,1288
VICTOR REINZ	12-24312-02	911010-8	752 ,756 ,757 ,771 ,772 ,773 ,777 ,778 ,779 ,781 ,942 ,943 ,944 ,945 ,946 ,947 ,948 ,951 ,952 ,953 ,954 ,955 ,956 ,957 ,962 ,963 ,964 ,965 ,1007 ,1009 ,1011 ,1012 ,1338 ,1339 ,1440 ,1441 ,1718
VICTOR REINZ	61-23155-10	905105-1	1525 to 1527
VICTOR REINZ	61-23160-10	905101-1	1529 ,1530 ,1532
VICTOR REINZ	61-23215-10	905103-1	1533 to 1534
VICTOR REINZ	61-24110-40	901004-1	901 to 902
VICTOR REINZ	61-24190-60	900715-1	202 ,209
VICTOR REINZ	61-25105-15	901002-1	752 ,756 ,757 ,781 ,942 ,943 ,944 ,945 ,946 ,947 ,948 ,951 ,952 ,953 ,954 ,955 ,956 ,957 ,962 ,963 ,964 ,965 ,1007 ,1009 ,1011 ,1012 ,1338 ,1339
VICTOR REINZ	61-25105-55	901001-1	752 ,756 ,942 ,943 ,944 ,945 ,946 ,947 ,948 ,951 ,952 ,953 ,954 ,955 ,956 ,957 ,962 ,963 ,964 ,965 ,1007 ,1009 ,1011 ,1012 ,1338 ,1339
VICTOR REINZ	61-25275-00	903101-1	753 ,754 ,757 ,758 ,759 ,760 ,761 ,762 ,763 ,764 ,765 ,766 ,767 ,768 ,769 ,770 ,771 ,772 ,773 ,774 ,775 ,776 ,777 ,778 ,779 ,780 ,1008 ,1009 ,1010 ,1011 ,1440 ,1441
VICTOR REINZ	61-25745-40	905002-1	106 ,107 ,113 ,115 ,116 ,117 ,118 ,119 ,120 ,139 ,518 ,553 ,597 ,1028 ,1325 ,1326 ,1330 ,1331 ,1656 ,1657 ,1658 ,1659 ,1660 ,1661 ,1663 ,1664 ,1665 ,1666 ,1673 ,1674 ,1675 ,1676 ,1677 ,1696 ,1697 ,1706
VICTOR REINZ	61-26305-60	901005-1	627 ,907 ,908 ,909 ,910 ,911 ,913 ,922 ,923 ,925 ,926 ,927 ,929 ,930 ,932 ,1422 ,1433
VICTOR REINZ	61-26515-50	901016-1	887
VICTOR REINZ	61-26570-50	901015-1	888 ,897
VICTOR REINZ	61-27190-10	905102-1	1529 ,1531 ,1532 ,1533
VICTOR REINZ	61-28025-10	905005-1	95 ,509 ,1314 ,1315 ,1629 ,1630 ,1631 ,1632
VICTOR REINZ	61-28640-50	905003-1	97 ,98 ,322 ,1431 ,1634 ,1635 ,1636 ,1637 ,1638 ,1641 ,1695
VICTOR REINZ	61-29120-10	901013-1	334 ,896 ,899 ,1396 ,1397 ,1398
VICTOR REINZ	61-29120-20	901013-1	334 ,896 ,899 ,1396 ,1397 ,1398
VICTOR REINZ	61-29165-20	903715-1	295 ,296 ,297 ,436 ,437 ,698 ,1128 ,1129 ,1130 ,1256 ,1413 ,1414 ,1418
VICTOR REINZ	61-29245-30	901014-1	334 ,897 ,899 ,1396 ,1397 ,1398
VICTOR REINZ	61-31050-00	903901-1	1280 ,1283 ,1284 ,1285 ,1287 ,1288 ,1289
VICTOR REINZ	61-31085-10	905104-1	1533 to 1534
VICTOR REINZ	61-31095-10	905106-1	1525 to 1528
VICTOR REINZ	61-31210-20	903803-1	784 ,1228 ,1229 ,1230 ,1231 ,1232 ,1413
VICTOR REINZ	61-31220-00	903902-1	1008 ,1279 ,1280 ,1281 ,1282 ,1283 ,1285 ,1286 ,1287 ,1289
VICTOR REINZ	61-31225-50	905024-1	99 ,100 ,1317 ,1320 ,1369 ,1643 ,1644 ,1646 ,1649 ,1650 ,1651
VICTOR REINZ	61-31980-20	905007-1	100 ,101 ,1320 ,1321 ,1367 ,1369 ,1370 ,1644 ,1645 ,1647 ,1648 ,1651 ,1652 ,1695 ,1696 ,1705





# Cross Reference

Cross- Manu.	Reference-No.	SM-No.	On Page
VICTOR REINZ	61-31980-20	905007-1	100 ,101 ,1320 ,1321 ,1367 ,1369 ,1370 ,1644 ,1645 ,1647 ,1648 ,1651 ,1652 ,1695 ,1696 ,1705
VICTOR REINZ	61-33685-20	903805-1	323 ,324 ,784 ,993 ,1073 ,1074 ,1227 ,1228 ,1229 ,1230 ,1231 ,1232 ,1413 ,1475 ,1514
VICTOR REINZ	61-33930-10	902005-1	447 ,448 ,454 ,643 ,644
VICTOR REINZ	61-33935-10	902006-1	447 ,448 ,449 ,454 ,640 ,643 ,644 ,645
VICTOR REINZ	61-34190-10	901007-1	966 ,967 ,968 ,969 ,1012 ,1341 ,1342
VICTOR REINZ	61-34285-00	901023-1	351 ,948 ,958 ,959 ,960 ,961 ,962 ,1339 ,1340 ,1341
VICTOR REINZ	61-34300-00	901031-1	259 ,891 ,892 ,893 ,978
VICTOR REINZ	61-35160-10	901035-1	149 ,560 ,660 ,891 ,893
VICTOR REINZ	61-36260-10	905116-1	1250 ,1535 ,1536
VICTOR REINZ	61-36950-00	901034-1	375 ,560 ,659 ,885 ,978
VICTOR REINZ	61-37190-00	901009-1	966 ,967 ,968 ,969 ,1012 ,1341 ,1342
VICTOR REINZ	70-20315-20	911001-8	620 ,889 ,891 ,901 ,902 ,1087 ,1088 ,1152 ,1334
VICTOR REINZ	70-20315-30	911001-8	620 ,889 ,891 ,901 ,902 ,1087 ,1088 ,1152 ,1334
VICTOR REINZ	70-25227-10	911003-8 911004-8	260 ,376 ,377 ,661 ,883 ,894 ,895 ,896 ,899 ,904 ,905 ,1398
VICTOR REINZ	70-25247-00	911002-8	105 ,106 ,120 ,128 ,132 ,156 ,157 ,334 ,335 ,351 ,387 ,560 ,652 ,664 ,687 ,750 ,751 ,752 ,756 ,757 ,758 ,760 ,767 ,768 ,770 ,772 ,773 ,775 ,776 ,777 ,781 ,887 ,888 ,889 ,891 ,894 ,896 ,897 ,898 ,899 ,903 ,906 ,948 ,958 ,959 ,960 ,961 ,962 ,966 ,967 ,968 ,969 ,996 ,1006 ,1009 ,1010 ,1011 ,1012 ,1155 ,1339 ,1340 ,1341 ,1342 ,1345 ,1396 ,1397 ,1398 ,1439 ,1440 ,1689 ,1691 ,1718
VICTOR REINZ	70-26058-00	915001-8	22 ,23 ,24 ,25 ,26 ,27 ,96 ,99 ,100 ,101 ,102 ,103 ,104 ,107 ,108 ,110 ,111 ,118 ,119 ,120 ,121 ,122 ,128 ,129 ,138 ,140 ,142 ,199 ,200 ,202 ,203 ,204 ,206 ,207 ,208 ,210 ,211 ,212 ,286 ,287 ,289 ,290 ,292 ,293 ,295 ,302 ,303 ,304 ,307 ,321 ,323 ,341 ,424 ,425 ,426 ,427 ,428 ,430 ,431 ,432 ,433 ,435 ,439 ,443 ,444 ,514 ,515 ,516 ,518 ,519 ,530 ,553 ,563 ,623 ,659 ,697 ,706 ,707 ,708 ,709 ,710 ,712 ,713 ,715 ,716 ,717 ,732 ,735 ,784 ,881 ,993 ,994 ,1025 ,1026 ,1027 ,1073 ,1119 ,1120 ,1121 ,1123 ,1124 ,1125 ,1126 ,1128 ,1130 ,1136 ,1137 ,1158 ,1159 ,1161 ,1224 ,1225 ,1227 ,1232 ,1233 ,1235 ,1236 ,1238 ,1239 ,1255 ,1266 ,1267 ,1311 ,1312 ,1313 ,1314 ,1315 ,1317 ,1318 ,1319 ,1320 ,1321 ,1322 ,1323 ,1325 ,1326 ,1327 ,1328 ,1331 ,1332 ,1333 ,1334 ,1363 ,1365 ,1367 ,1368 ,1369 ,1370 ,1371 ,1372 ,1374 ,1377 ,1378 ,1382 ,1413 ,1475 ,1514 ,1523 ,1524 ,1626 ,1627 ,1629 ,1630 ,1631 ,1632 ,1633 ,1635 ,1637 ,1638 ,1643 ,1644 ,1645 ,1646 ,1647 ,1648 ,1649 ,1650 ,1651 ,1652 ,1654 ,1660 ,1661 ,1663 ,1664 ,1665 ,1666 ,1667 ,1668 ,1669 ,1670 ,1671 ,1676 ,1677 ,1678 ,1679 ,1680 ,1681 ,1682 ,1683 ,1695 ,1696 ,1697 ,1698 ,1699 ,1700 ,1705 ,1706 ,1707 ,1708 ,1714
VICTOR REINZ	70-26545-00	913502-8	106 ,153 ,253 ,528 ,529 ,554 ,723 ,901 ,1074 ,1077 ,1078 ,1081 ,1257 ,1475 ,1478 ,1479
VICTOR REINZ	70-26546-00	913501-8	152 ,240 ,241 ,242 ,243 ,244 ,245 ,246 ,247 ,249 ,250 ,251 ,252 ,254 ,329 ,330 ,332 ,333 ,431 ,589 ,590 ,592 ,593 ,626 ,627 ,698 ,1029 ,1064 ,1066 ,1067 ,1068 ,1069 ,1070 ,1071 ,1075 ,1078 ,1079 ,1080 ,1082 ,1411 ,1412 ,1467 ,1468 ,1469 ,1470 ,1471 ,1472 ,1473 ,1474 ,1479 ,1480 ,1481 ,1483
VICTOR REINZ	70-27214-00	911002-8	105 ,106 ,120 ,128 ,132 ,156 ,157 ,334 ,335 ,351 ,387 ,560 ,652 ,664 ,687 ,750 ,751 ,752 ,756 ,757 ,758 ,760 ,767 ,768 ,770 ,772 ,773 ,775 ,776 ,777 ,781 ,887 ,888 ,889 ,891 ,894 ,896 ,897 ,898 ,899 ,903 ,906 ,948 ,958 ,959 ,960 ,961 ,962 ,966 ,967 ,968 ,969 ,996 ,1006 ,1009 ,1010 ,1011 ,1012 ,1155 ,1339 ,1340 ,1341 ,1342 ,1345 ,1396 ,1397 ,1398 ,1439 ,1440 ,1689 ,1691 ,1718
VICTOR REINZ	70-28424-10	911003-8 911004-8	260 ,376 ,377 ,661 ,883 ,894 ,895 ,896 ,899 ,904 ,905 ,1398
VICTOR REINZ	70-31306-00	915097-8	32 ,94 ,96 ,99 ,103 ,104 ,106 ,108 ,109 ,110 ,111 ,112 ,113 ,114 ,121 ,122 ,123 ,124 ,125 ,126 ,127 ,128 ,129 ,130 ,131 ,132 ,137 ,138 ,139 ,140 ,141 ,142 ,143 ,146 ,199 ,200 ,203 ,204 ,205 ,207 ,208 ,209 ,210 ,211 ,212 ,215 ,216 ,241 ,243 ,245 ,246 ,247 ,248 ,249 ,250 ,251 ,252 ,253 ,258 ,259 ,291 ,292 ,293 ,301 ,302 ,303 ,307 ,308 ,314 ,322 ,330 ,331 ,332 ,333 ,334 ,375 ,376 ,380 ,430 ,431 ,443 ,446 ,518 ,521 ,560 ,569 ,575 ,589 ,590 ,591 ,592 ,593 ,594 ,597 ,623 ,626 ,659 ,660 ,661 ,690 ,714 ,716 ,717 ,721 ,722 ,723 ,732 ,735 ,879 ,880 ,881 ,882 ,883 ,884 ,885 ,886 ,887 ,889 ,890 ,891 ,892 ,898 ,903 ,904 ,932 ,936 ,974 ,975 ,978 ,993 ,994 ,995 ,1026 ,1027 ,1028 ,1030 ,1068 ,1069 ,1070 ,1072 ,1073 ,1074 ,1075 ,1077 ,1079 ,1080 ,1081 ,1121 ,1125 ,1126 ,1133 ,1134 ,1135 ,1136 ,1152 ,1153 ,1154 ,1155 ,1156 ,1158 ,1159 ,1160 ,1161 ,1225 ,1226 ,1232 ,1235 ,1238 ,1239 ,1255 ,1264 ,1265 ,1311 ,1315 ,1316 ,1319 ,1322 ,1323 ,1324 ,1325 ,1327 ,1328 ,1329 ,1330 ,1331 ,1332 ,1333 ,1334 ,1363 ,1365 ,1366 ,1367 ,1368 ,1370 ,1371 ,1372 ,1373 ,1374 ,1375 ,1376 ,1377 ,1378 ,1379 ,1382 ,1386 ,1387 ,1396 ,1407 ,1412 ,1418 ,1470 ,1471 ,1472 ,1473 ,1474 ,1475 ,1476 ,1477 ,1478 ,1479 ,1480 ,1481 ,1482 ,1517 ,1521 ,1626 ,1633 ,1636 ,1638 ,1639 ,1642 ,1643 ,1646 ,1649 ,1652 ,1653 ,1654 ,1655 ,1658 ,1661 ,1662 ,1663 ,1667 ,1668 ,1669 ,1670 ,1671 ,1672 ,1673 ,1678 ,1679 ,1680 ,1682 ,1683 ,1684 ,1685 ,1686 ,1687 ,1689 ,1695 ,1696 ,1697 ,1698 ,1699 ,1700 ,1705 ,1707 ,1708
VICTOR REINZ	70-34914-00	911005-8	26 ,156 ,259 ,376 ,387 ,660 ,932 ,933 ,934 ,935 ,936 ,937 ,938 ,939 ,940 ,941 ,1082 ,1250 ,1338 ,1482 ,1522 ,1523 ,1524 ,1526 ,1527 ,1528 ,1529 ,1535 ,1536 ,1542 ,1543 ,1544 ,1545 ,1546
VICTOR REINZ	70-42476-00	915101-8	521 ,522 ,539 ,545 ,546 ,1515 ,1516 ,1518 ,1519 ,1520 ,1521



# Cross Reference



Cross- Manu.	Reference-No.	SM-No.	On Page
VICTOR REINZ	70-42476-00	915101-8	521 ,522 ,539 ,545 ,546 ,1515 ,1516 ,1518 ,1519 ,1520 ,1521
VICTOR REINZ	70-53393-00	913582-8	243 ,244 ,245 ,329 ,330 ,331 ,590